<2Mbps>

Band Edge Plot on Channel 00	Band Edge Plot on Channel 78
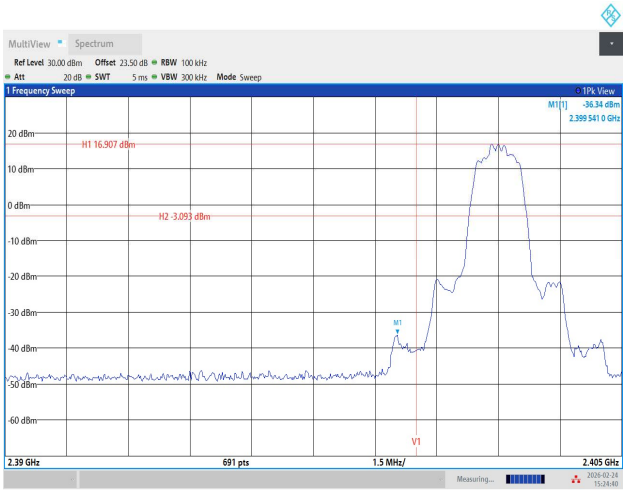	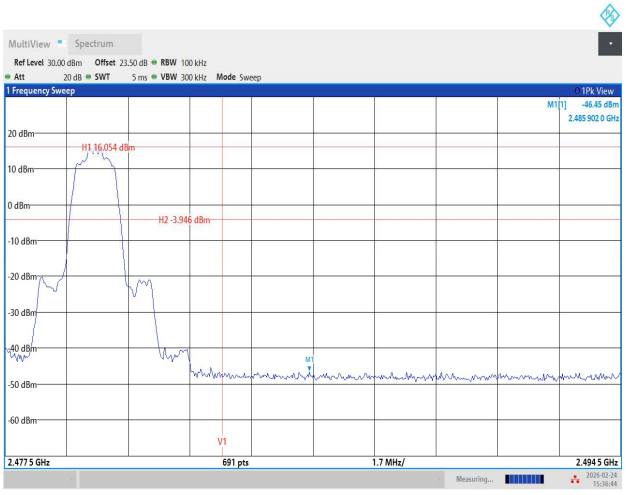

<3Mbps>

Band Edge Plot on Channel 00	Band Edge Plot on Channel 78
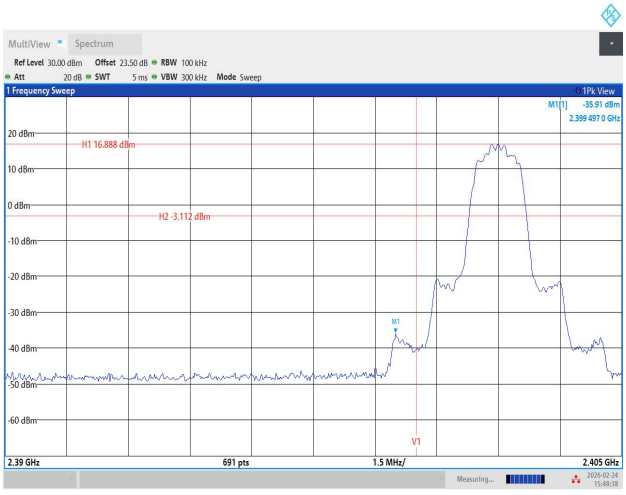	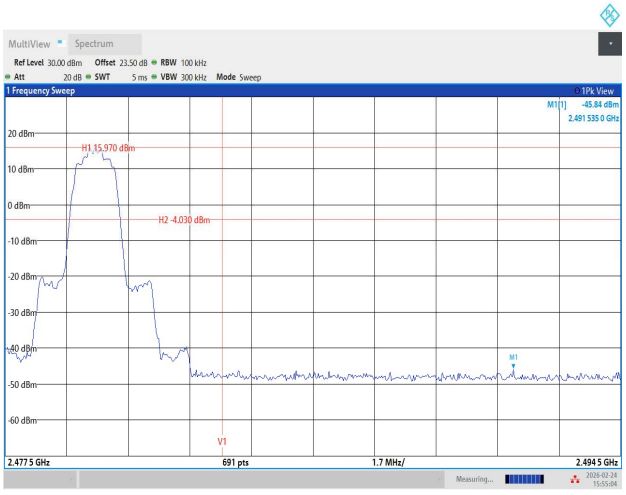

Hopping Mode Band Edges

<1Mbps>

Hopping Mode Band Edge Plot on Channel 00	Hopping Mode Band Edge Plot on Channel 78
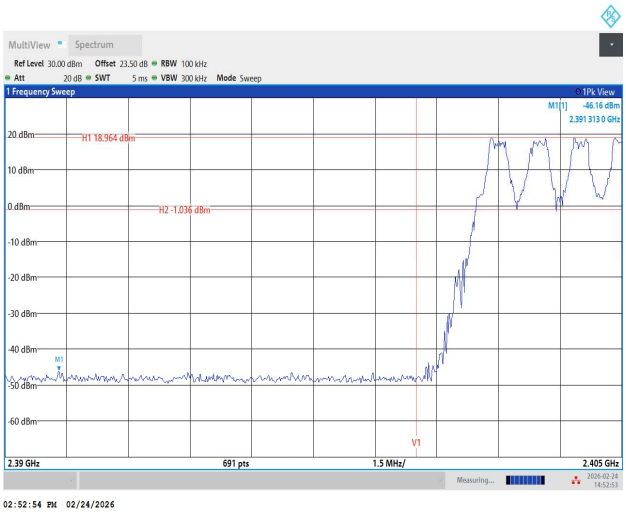	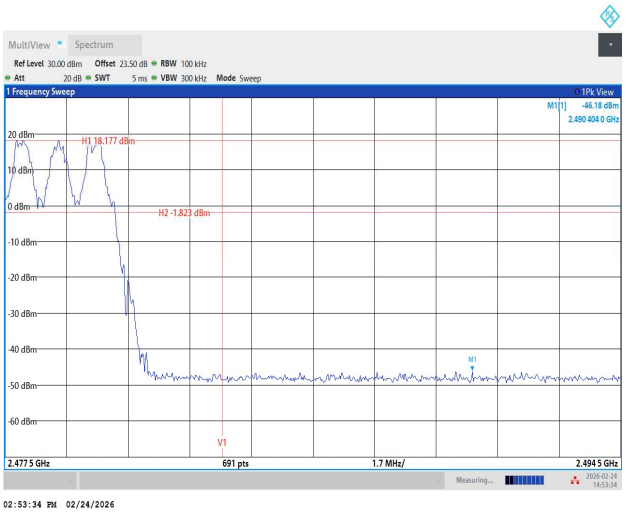

<2Mbps>

Hopping Mode Band Edge Plot on Channel 00	Hopping Mode Band Edge Plot on Channel 78
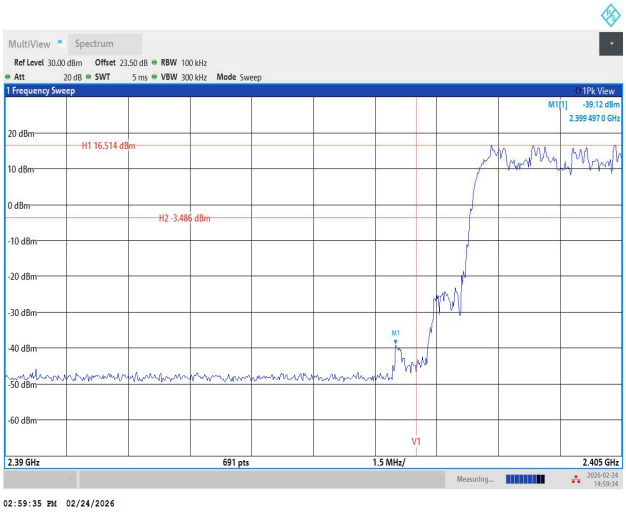	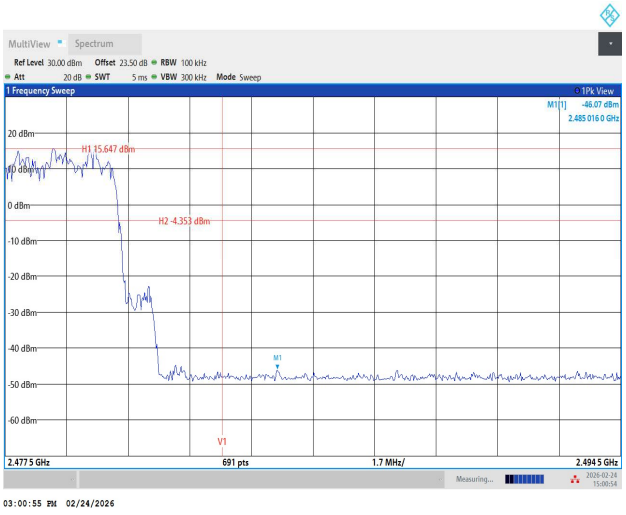

<3Mbps>

Hopping Mode Band Edge Plot on Channel 00	Hopping Mode Band Edge Plot on Channel 78
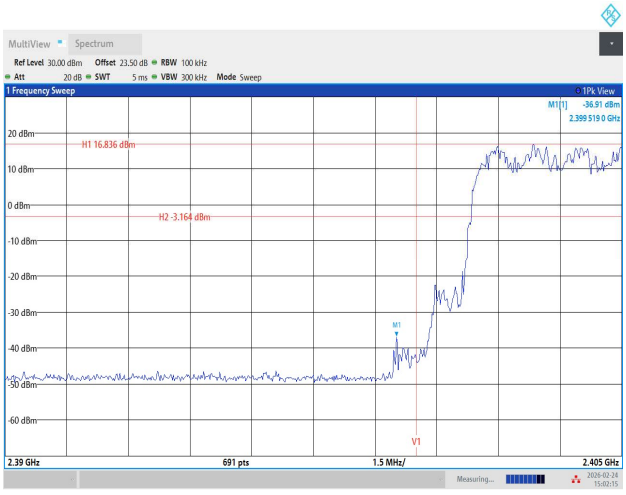	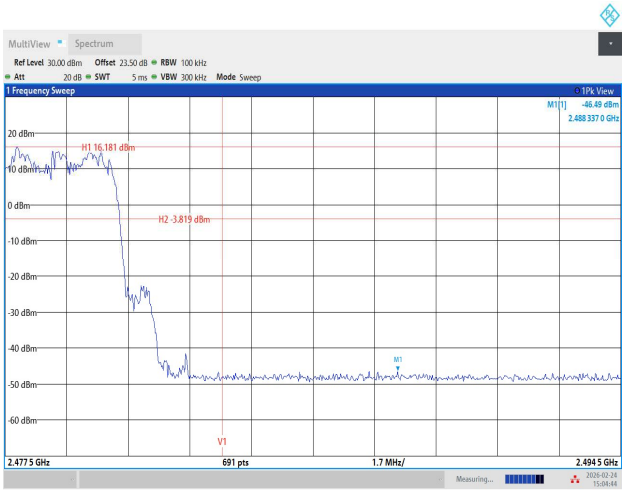

Conducted Spurious Emission

<1Mbps>

CSE Plot on Low Ch between 30MHz ~ 1 GHz	CSE Plot on Low Ch between 1GHz ~ 26.5GHz
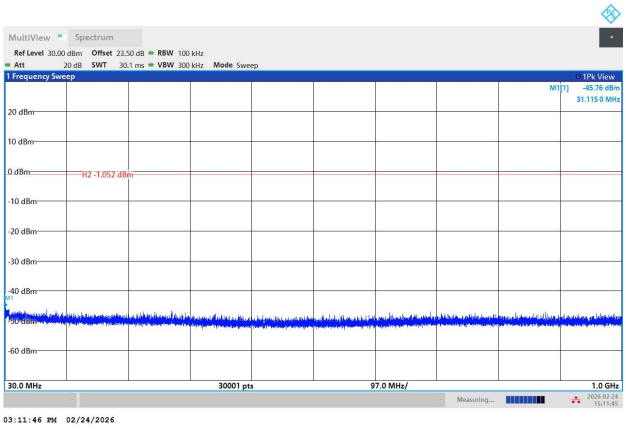	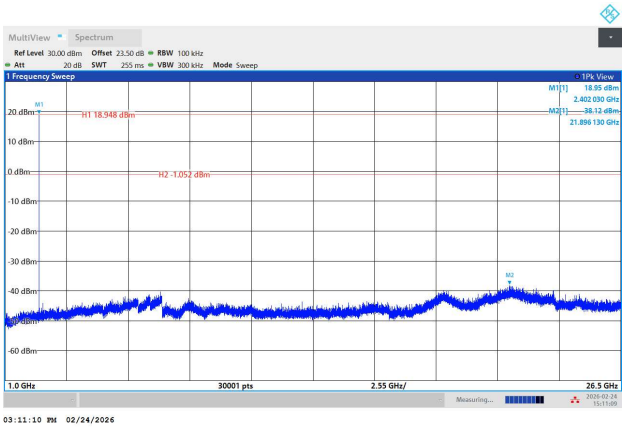
CSE Plot on Mid. Ch between 30MHz ~ 1 GHz	**CSE Plot on Mid. Ch between 1GHz ~ 26.5GHz**
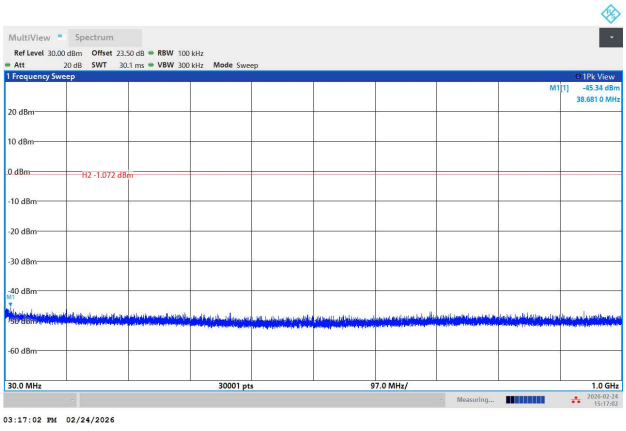	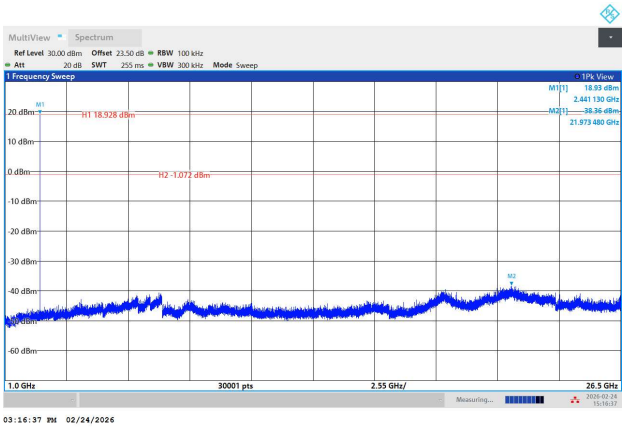
CSE Plot on High Ch between 30MHz ~ 1 GHz	**CSE Plot on High Ch between 1GHz ~ 26.5GHz**
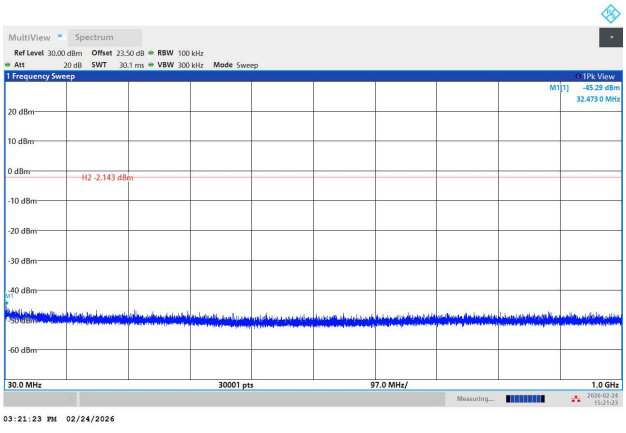	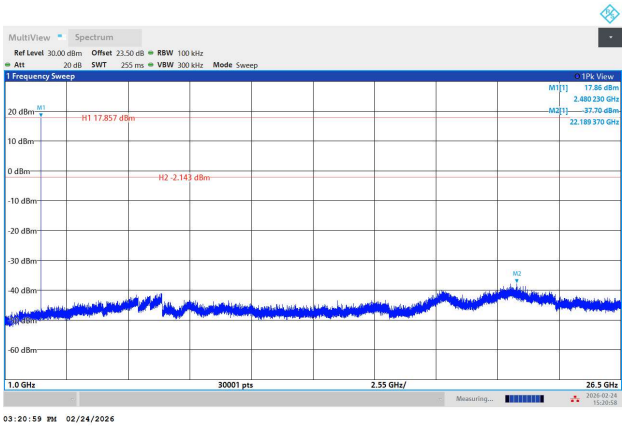

<2Mbps>

CSE Plot on Low Ch between 30MHz ~ 1 GHz	CSE Plot on Low Ch between 1GHz ~ 26.5GHz
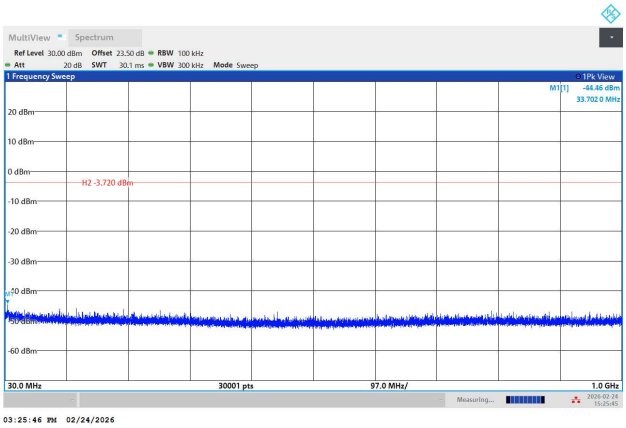	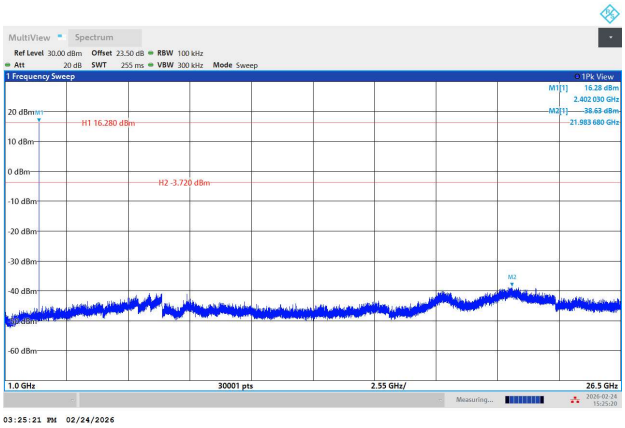
CSE Plot on Mid. Ch between 30MHz ~ 1 GHz	**CSE Plot on Mid. Ch between 1GHz ~ 26.5GHz**
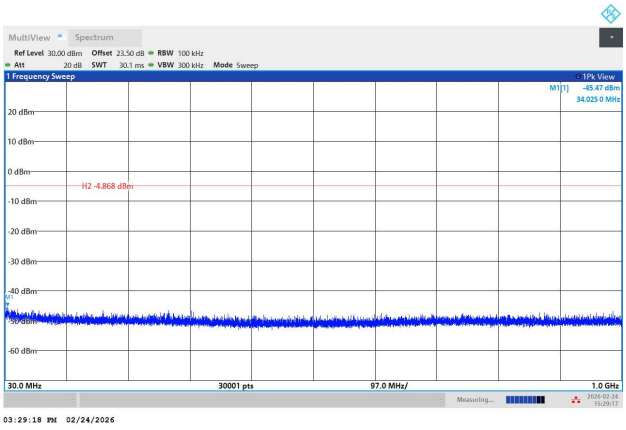	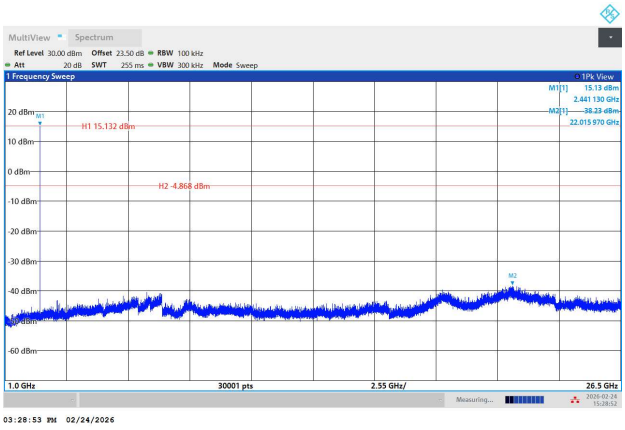
CSE Plot on High Ch between 30MHz ~ 1 GHz	**CSE Plot on High Ch between 1GHz ~ 26.5GHz**
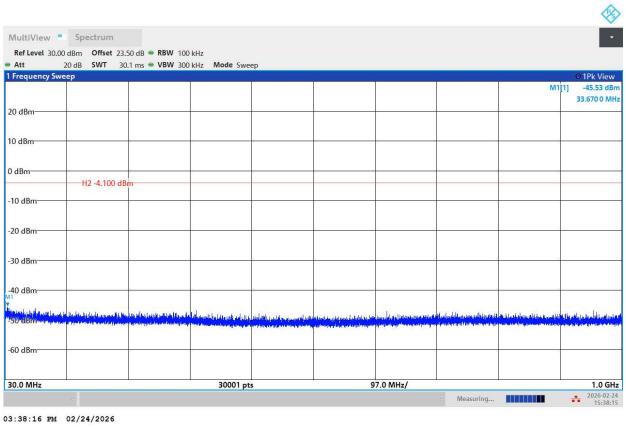	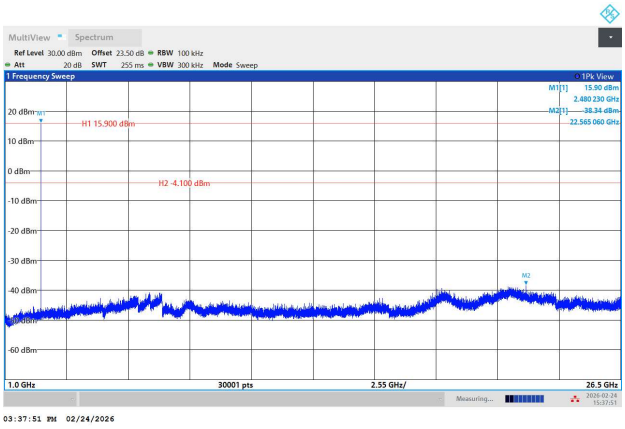

<3Mbps>

CSE Plot on Low Ch between 30MHz ~ 1 GHz	CSE Plot on Low Ch between 1GHz ~ 26.5GHz
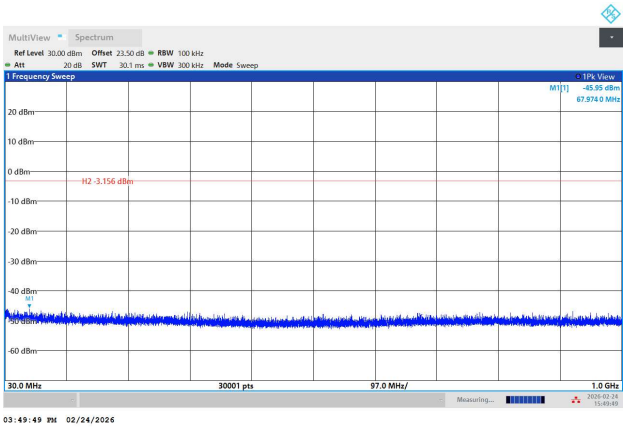	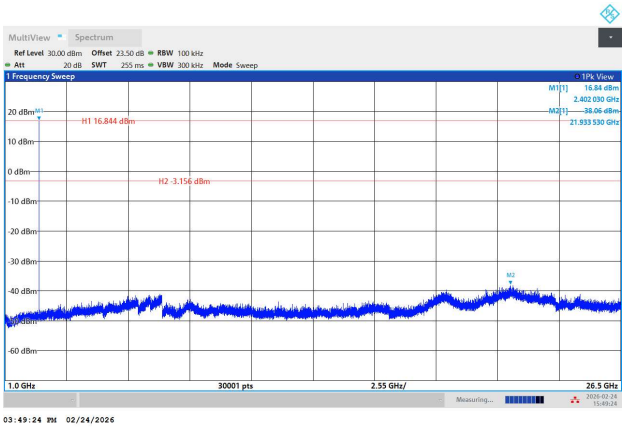
CSE Plot on Mid. Ch between 30MHz ~ 1 GHz	**CSE Plot on Mid. Ch between 1GHz ~ 26.5GHz**
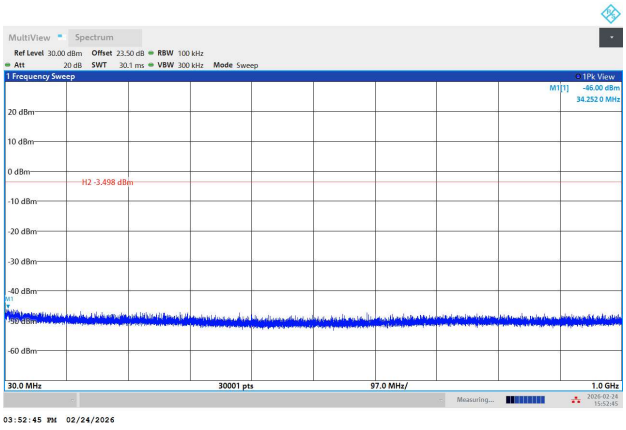	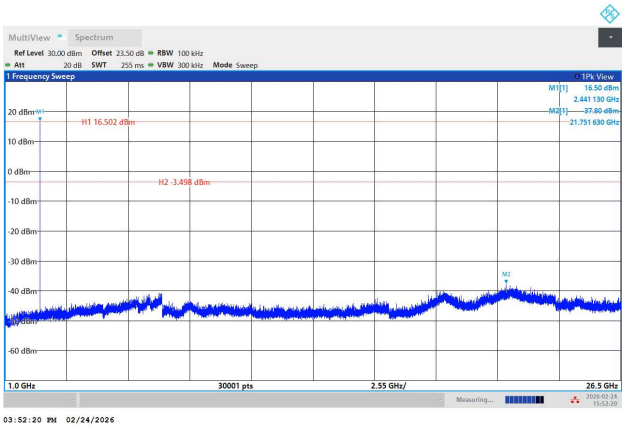
CSE Plot on High Ch between 30MHz ~ 1 GHz	**CSE Plot on High Ch between 1GHz ~ 26.5GHz**
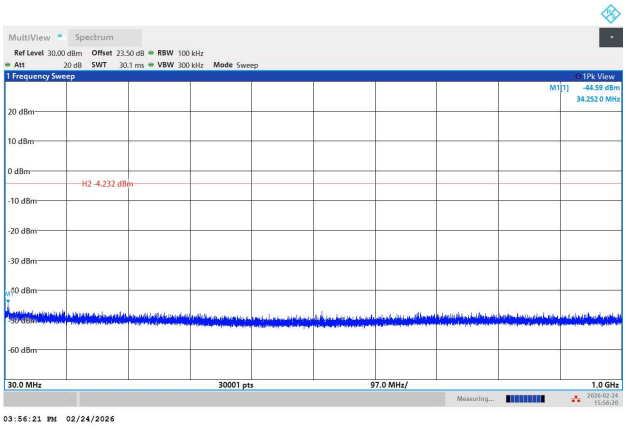	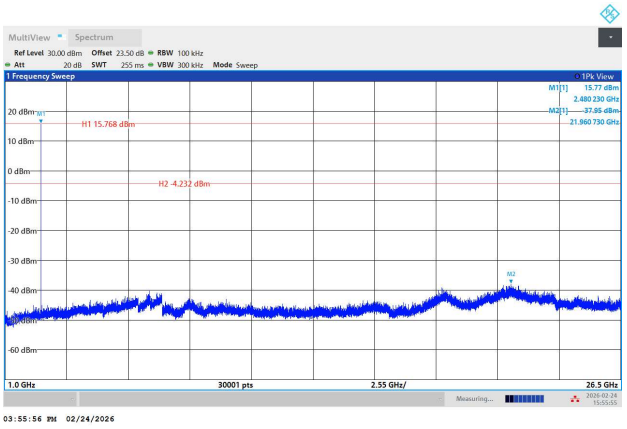

Appendix B. AC Conducted Emission Test Results

Test Engineer :	Brian Chen	**Temperature :**	17.2~23.6℃
		Relative Humidity :	46.7~49.9%

EUT Information

Report NO :	5O3007
Test Mode :	Mode 1
Test Voltage :	120Vac/60Hz
Phase :	Line

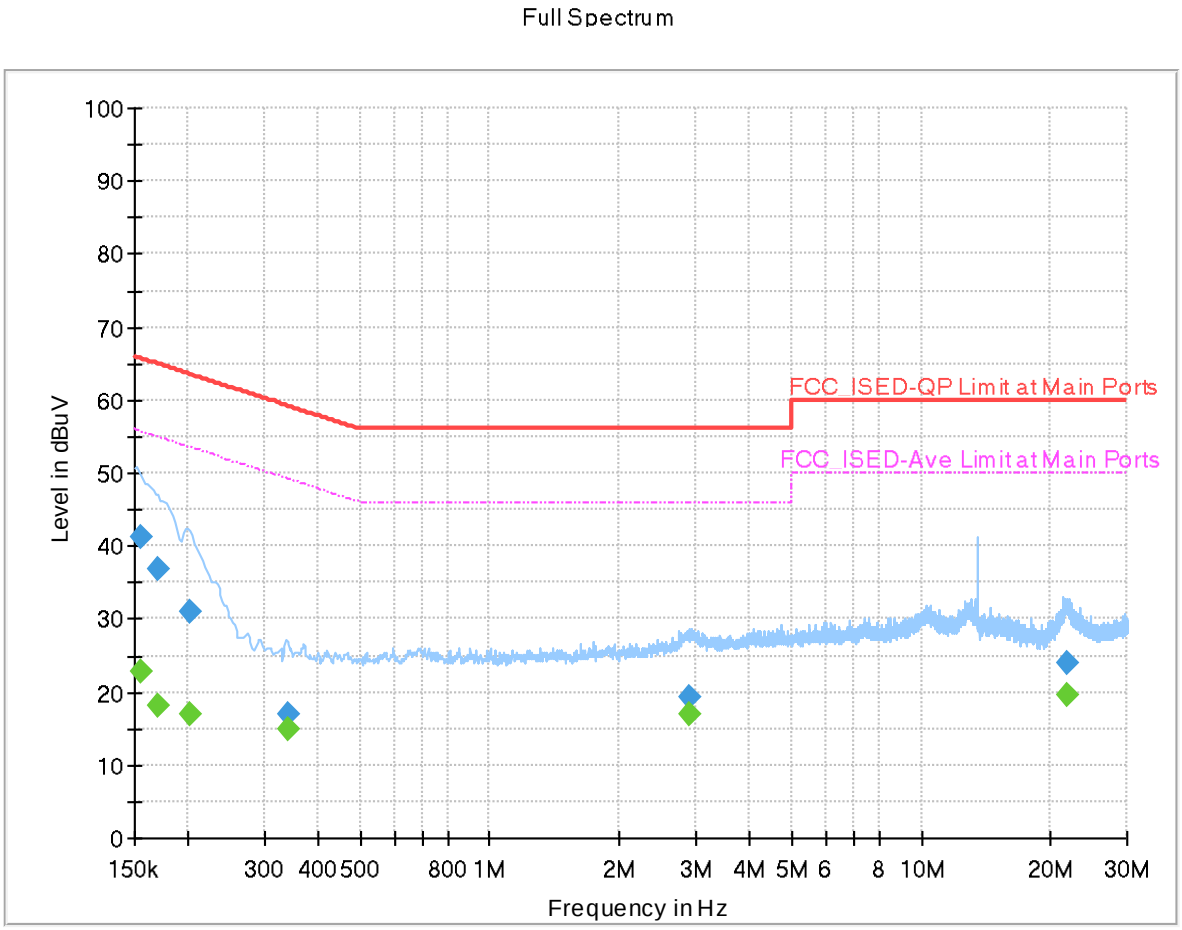

Final_Result

Frequency (MHz)	QuasiPeak (dBuV)	CAverage (dBuV)	Limit (dBuV)	Margin (dB)	Line	Filter	Corr. (dB)
0.154500	---	22.87	55.75	32.88	L1	ON	20.0
0.154500	41.33	---	65.75	24.42	L1	ON	20.0
0.170250	---	18.05	54.95	36.90	L1	ON	20.0
0.170250	36.91	---	64.95	28.04	L1	ON	20.0
0.201750	---	17.02	53.54	36.52	L1	ON	20.0
0.201750	30.98	---	63.54	32.56	L1	ON	20.0
0.339000	---	14.84	49.23	34.39	L1	ON	20.0
0.339000	17.10	---	59.23	42.13	L1	ON	20.0
2.904000	---	16.88	46.00	29.12	L1	ON	20.1
2.904000	19.20	---	56.00	36.80	L1	ON	20.1
21.842250	---	19.57	50.00	30.43	L1	ON	20.9
21.842250	23.90	---	60.00	36.10	L1	ON	20.9

EUT Information

Report NO :	5O3007
Test Mode :	Mode 1
Test Voltage :	120Vac/60Hz
Phase :	Neutral

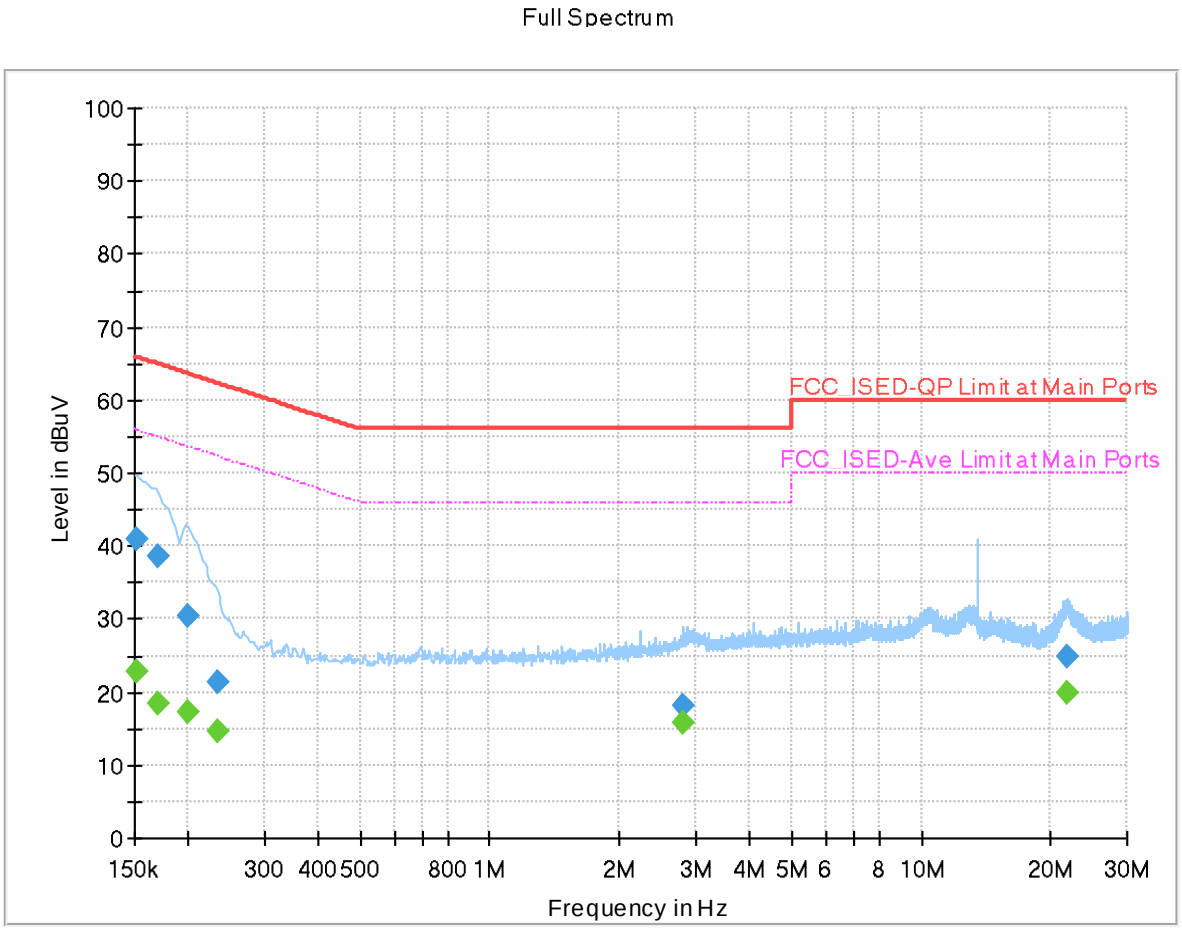

Final_Result

Frequency (MHz)	QuasiPeak (dBuV)	CAverage (dBuV)	Limit (dBuV)	Margin (dB)	Line	Filter	Corr. (dB)
0.152250	---	22.90	55.88	32.98	N	ON	20.0
0.152250	41.00	---	65.88	24.88	N	ON	20.0
0.170250	---	18.40	54.95	36.55	N	ON	20.0
0.170250	38.45	---	64.95	26.50	N	ON	20.0
0.199500	---	17.15	53.63	36.48	N	ON	20.0
0.199500	30.47	---	63.63	33.16	N	ON	20.0
0.233250	---	14.59	52.33	37.74	N	ON	20.0
0.233250	21.36	---	62.33	40.97	N	ON	20.0
2.796000	---	15.81	46.00	30.19	N	ON	20.1
2.796000	18.01	---	56.00	37.99	N	ON	20.1
21.790500	---	19.93	50.00	30.07	N	ON	20.9
21.790500	24.85	---	60.00	35.15	N	ON	20.9

Appendix C. Radiated Spurious Emission Test Data

Test Engineer :	Jack Cheng and Ray Lung	**Temperature :**	21.1 ~ 25.7°C
		Relative Humidity :	55.8 ~ 63.2%

Note symbol

-L	**Low channel location**
-R	**High channel location**

C1.Radiated Spurious Emission Test Modes

Mode	Band (MHz)	Antenna	Modulation	Channel	Frequency	Data Rate	Remark
Mode 1	2400-2483.5	0	Bluetooth BR_GFSK	00	2402	1Mbps	-
Mode 2	2400-2483.5	0	Bluetooth BR_GFSK	39	2441	1Mbps	-
Mode 3	2400-2483.5	0	Bluetooth BR_GFSK	78	2480	1Mbps	-
Mode 4	2400-2483.5	0	Bluetooth BR_GFSK	SHF (Above 18GHz)			-
Mode 5	2400-2483.5	0	Bluetooth BR_GFSK	LF (Below 1GHz)			-

C2.Summary of each worse mode

Mode	Modulation	Ch.	Freq. (MHz)	Level (dBuV/m)	Limit (dBuV/m)	Margin (dB)	Pol.	Peak Avg.	Result	Remark
1	Bluetooth BR_GFSK	00	2317.64	41.48	74.00	-32.52	H	Peak	Pass	Band Edge
1	Bluetooth BR_GFSK	00	7206.00	49.04	74.00	-24.96	V	Peak	Pass	Harmonic
2	Bluetooth BR_GFSK	39	2331.09	41.56	74.00	-32.44	H	Peak	Pass	Band Edge
2	Bluetooth BR_GFSK	39	7323.00	49.91	74.00	-24.09	V	Peak	Pass	Harmonic
3	Bluetooth BR_GFSK	78	2486.34	43.50	74.00	-30.50	V	Peak	Pass	Band Edge
3	Bluetooth BR_GFSK	78	7440.00	49.06	74.00	-24.94	V	Peak	Pass	Harmonic
4	SHF		24770.53	41.66	74.00	-32.34	V	Peak	Pass	-
5	LF		899.12	38.54	46.00	-7.46	H	Peak	Pass	-

Mode	1	
	Band Edge	
	2400-2483.5_Bluetooth BR_GFSK_CH00_2402MHz	
ANT	0	
Pol.	Horizontal	Fundamental
Peak	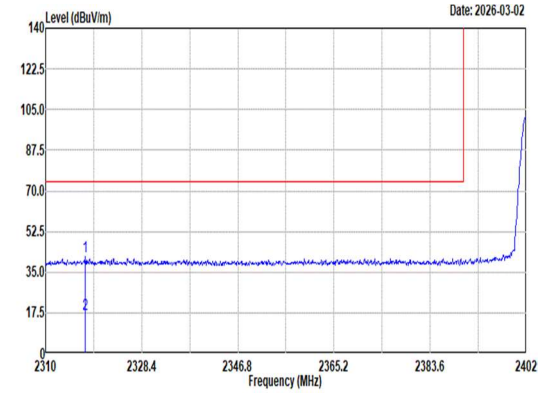 Site : 03CH21-HY Condition: PEAK_BE_74 3m DRH18-E_LE2C03A18EN_250807 HORIZONTAL : RBW:1000.000kHz VBW:3000.000kHz SWT:Auto Limit Read Ant Cable Preamp Aux APos TPos Freq Level Line Margin Level Factor Loss Factor Factor Remark MHz dBuV/m dBuV/m dB dBuV dB/m dB dB dB cm deg 1 2317.64 41.48 74.00 -32.52 38.32 26.98 8.37 32.78 0.59 308 304 Peak 2 2317.64 16.72 54.00 -37.28 -- -- -- -- -- -- -- AVERAGE	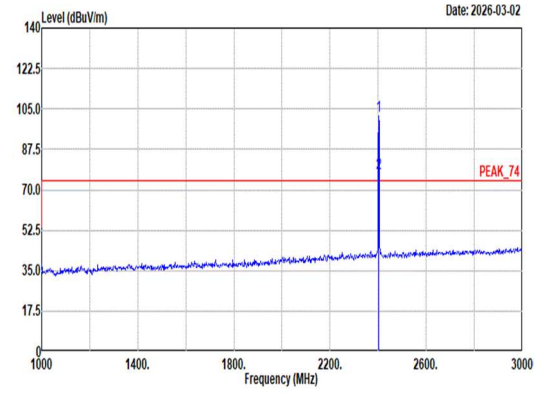 Site : 03CH21-HY Condition: PEAK_74 3m DRH18-E_LE2C03A18EN_250807 HORIZONTAL : RBW:1000.000kHz VBW:3000.000kHz SWT:Auto Limit Read Ant Cable Preamp Aux APos TPos Freq Level Line Margin Level Factor Loss Factor Factor Remark MHz dBuV/m dBuV/m dB dBuV dB/m dB dB dB cm deg 1 2402.00 102.10 ------ ------ 99.09 26.72 8.53 32.84 0.60 308 304 Peak 2 2402.00 77.34 ------ ------ -- -- -- -- -- -- -- Average

Mode	1	
	Band Edge	
	2400-2483.5_Bluetooth BR_GFSK_CH00_2402MHz	
ANT	0	
Pol.	Vertical	Fundamental
Peak	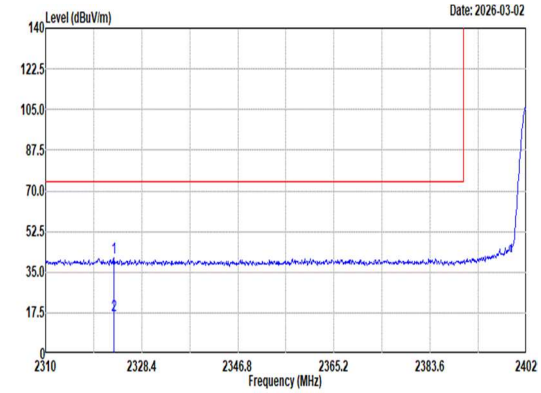 Site : 03CH21-HY Condition: PEAK_BE_74 3m DRH18-E_LE2C03A18EN_250807 VERTICAL : RBW:1000.000kHz VBW:3000.000kHz SWT:Auto Freq Level Limit Line Margin Read Level Ant Factor Cable Loss Preamp Factor Aux Factor APos TPos Remark MHz dBuV/m dBuV/m dB dBuV dB/m dB dB dB cm deg 1 2323.06 40.99 74.00 -33.01 37.84 26.97 8.38 32.79 0.59 130 213 Peak 2 2323.06 16.23 54.00 -37.77 -- -- -- -- -- -- -- AVERAGE	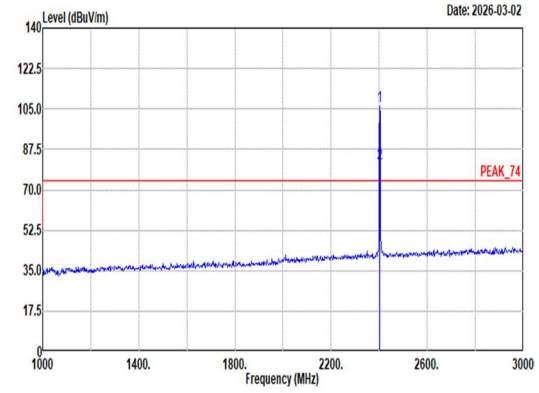 Site : 03CH21-HY Condition: PEAK_74 3m DRH18-E_LE2C03A18EN_250807 VERTICAL : RBW:1000.000kHz VBW:3000.000kHz SWT:Auto Freq Level Limit Line Margin Read Level Ant Factor Cable Loss Preamp Factor Aux Factor APos TPos Remark MHz dBuV/m dBuV/m dB dBuV dB/m dB dB dB cm deg 1 2402.00 105.99 ------ ------ 102.98 26.72 8.53 32.84 0.60 130 213 Peak 2 2402.00 81.23 ------ ------ -- -- -- -- -- -- -- Average

Mode	1	
	Harmonic	
	2400-2483.5_Bluetooth BR_GFSK_CH00_2402MHz	
ANT	0	
Pol.	Horizontal	Vertical
Peak Avg	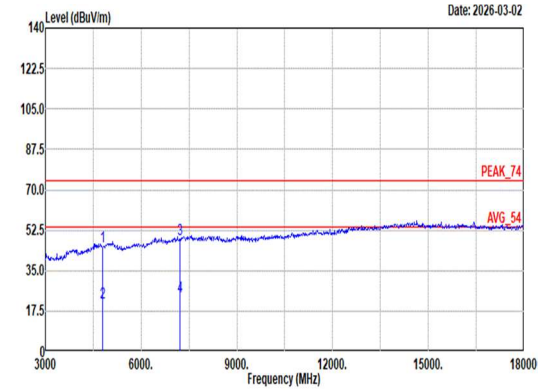 Site : 03CH21-HY Condition: PEAK_74 3m DRH18-E_LE2C03A18EN_250807 HORIZONTAL Freq Level Limit Line Margin Read Level Ant Factor Cable Loss Preamp Factor Aux Factor APos TPos Remark MHz dBuV/m dBuV/m dB dBuV dB/m dB dB dB cm deg 1 4804.00 45.66 74.00 -28.34 32.99 32.21 12.13 34.11 2.44 -- -- Peak 2 4804.00 20.90 54.00 -33.10 -- -- -- -- -- -- -- Average 3 7206.00 48.67 74.00 -25.33 32.34 36.40 14.94 36.35 1.34 -- -- Peak 4 7206.00 23.91 54.00 -30.09 -- -- -- -- -- -- -- Average	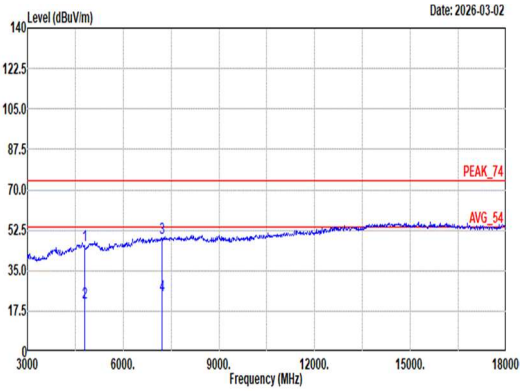 Site : 03CH21-HY Condition: PEAK_74 3m DRH18-E_LE2C03A18EN_250807 VERTICAL Freq Level Limit Line Margin Read Level Ant Factor Cable Loss Preamp Factor Aux Factor APos TPos Remark MHz dBuV/m dBuV/m dB dBuV dB/m dB dB dB cm deg 1 4804.00 45.87 74.00 -28.13 33.20 32.21 12.13 34.11 2.44 -- -- Peak 2 4804.00 21.11 54.00 -32.89 -- -- -- -- -- -- -- Average 3 7206.00 49.04 74.00 -24.96 32.71 36.40 14.94 36.35 1.34 -- -- Peak 4 7206.00 24.28 54.00 -29.72 -- -- -- -- -- -- -- Average

Mode	1	
	Harmonic	
	2400-2483.5_Bluetooth BR_GFSK_CH00_2402MHz	
ANT	0	
Pol.	Horizontal	Vertical
10.6G ~18G Avg	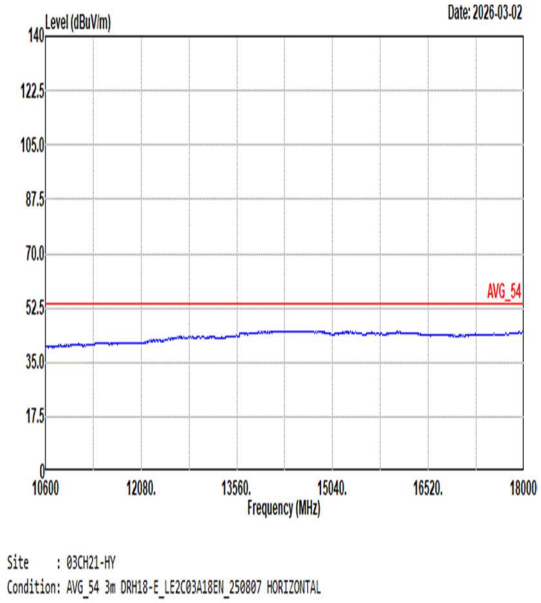	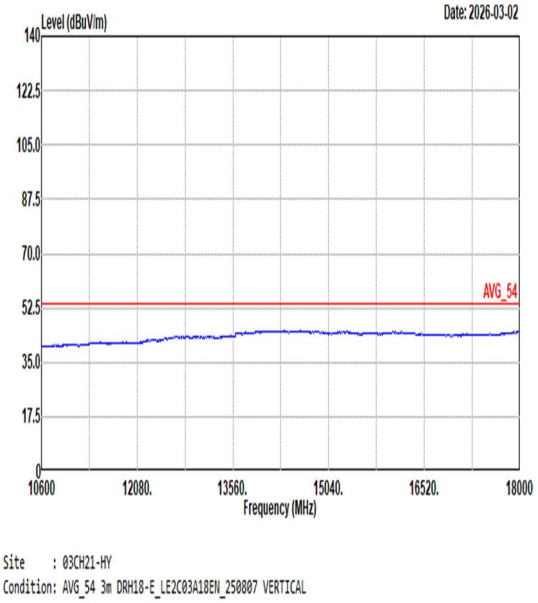

Mode	2	
	Band Edge - L	
	2400-2483.5_Bluetooth BR_GFSK_CH39_2441MHz	
ANT	0	
Pol.	Horizontal	Fundamental
Peak	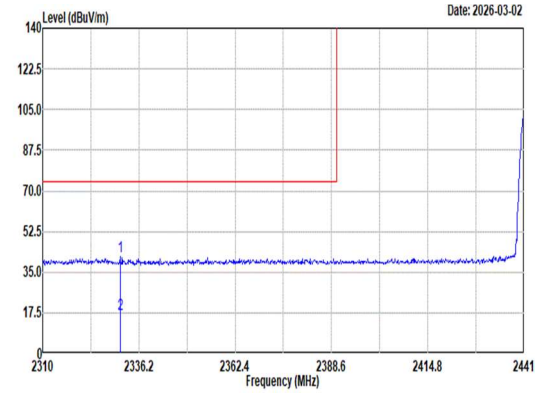 Site : 03CH21-HY Condition: PEAK_BE_74 3m DRH18-E_LE2C03A18EN_250807 HORIZONTAL : RBW:1000.000kHz VBW:3000.000kHz SWT:Auto Limit Read Ant Cable Preamp Aux APos TPos Freq Level Line Margin Level Factor Loss Factor Factor Remark MHz dBuV/m dBuV/m dB dBuV dB/m dB dB dB cm deg 1 2331.09 41.56 74.00 -32.44 38.48 26.89 8.39 32.79 0.59 0 0 Peak 2 2331.09 16.80 54.00 -37.20 -- -- -- -- -- -- -- AVERAGE	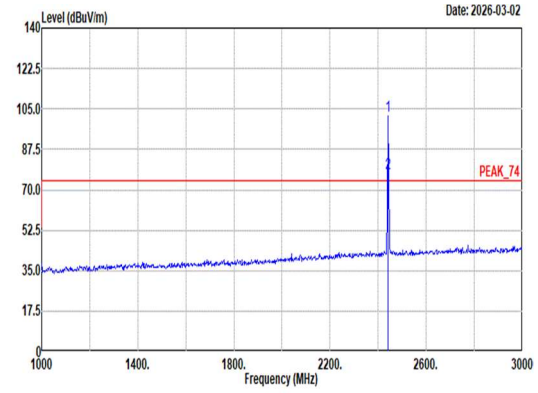 Site : 03CH21-HY Condition: PEAK_74 3m DRH18-E_LE2C03A18EN_250807 HORIZONTAL : RBW:1000.000kHz VBW:3000.000kHz SWT:Auto Limit Read Ant Cable Preamp Aux APos TPos Freq Level Line Margin Level Factor Loss Factor Factor Remark MHz dBuV/m dBuV/m dB dBuV dB/m dB dB dB cm deg 1 2441.00 101.88 ------ ------ 98.88 26.64 8.61 32.86 0.61 0 0 Peak 2 2441.00 77.12 ------ ------ -- -- -- -- -- -- -- Average

Mode	2	
	Band Edge - R	
	2400-2483.5_Bluetooth BR_GFSK_CH39_2441MHz	
ANT	0	
Pol.	Horizontal	Fundamental
Peak	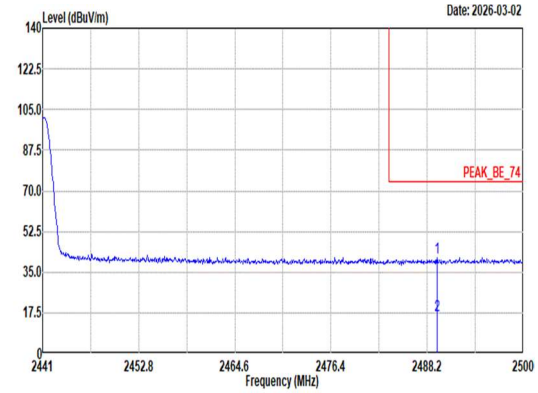 Site : 03CH21-HY Condition: PEAK_BE_74 3m DRH18-E_LE2C03A18EN_250807 HORIZONTAL : RBW:1000.000kHz VBW:3000.000kHz SWT:Auto Freq Level Limit Line Margin Read Level Ant Factor Cable Loss Preamp Factor Aux Factor APos TPos Remark MHz dBuV/m dBuV/m dB dBuV dB/m dB dB dB cm deg 1 2489.38 41.22 74.00 -32.78 38.00 26.79 8.70 32.89 0.62 0 0 Peak 2 2489.38 16.46 54.00 -37.54 -- -- -- -- -- -- -- AVERAGE	Blank

Mode	2	
	Band Edge - L	
	2400-2483.5_Bluetooth BR_GFSK_CH39_2441MHz	
ANT	0	
Pol.	Vertical	Fundamental
Peak	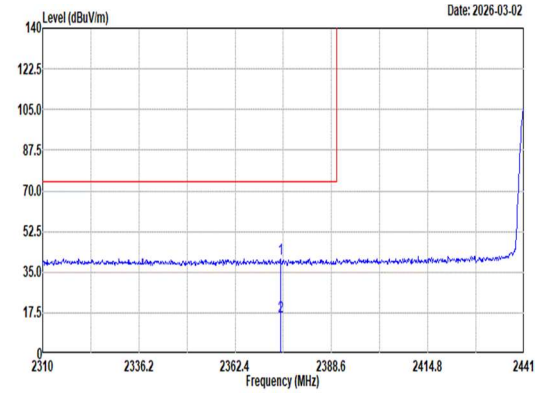 Site : 03CH21-HY Condition: PEAK_BE_74 3m DRH18-E_LE2C03A18EN_250807 VERTICAL : RBW:1000.000kHz VBW:3000.000kHz SWT:Auto Freq Level Limit Line Margin Read Level Ant Factor Cable Loss Preamp Factor Aux Factor APos TPos Remark MHz dBuV/m dBuV/m dB dBuV dB/m dB dB dB cm deg 1 2374.71 40.84 74.00 -33.16 37.77 26.81 8.48 32.82 0.60 100 229 Peak 2 2374.71 16.08 54.00 -37.92 -- -- -- -- -- -- -- AVERAGE	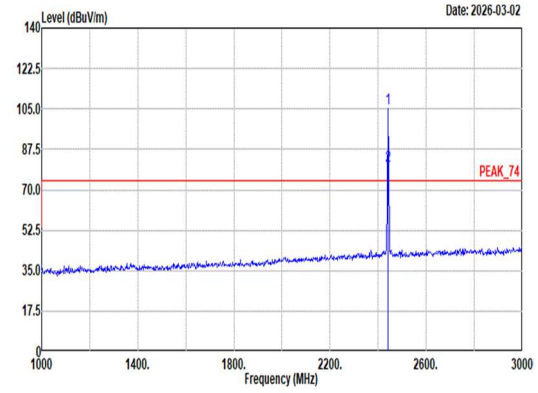 Site : 03CH21-HY Condition: PEAK_74 3m DRH18-E_LE2C03A18EN_250807 VERTICAL : RBW:1000.000kHz VBW:3000.000kHz SWT:Auto Freq Level Limit Line Margin Read Level Ant Factor Cable Loss Preamp Factor Aux Factor APos TPos Remark MHz dBuV/m dBuV/m dB dBuV dB/m dB dB dB cm deg 1 2441.00 105.20 ------ ------ 102.20 26.64 8.61 32.86 0.61 100 229 Peak 2 2441.00 80.44 ------ ------ -- -- -- -- -- -- -- Average

Mode	2	
	Band Edge - R	
	2400-2483.5_Bluetooth BR_GFSK_CH39_2441MHz	
ANT	0	
Pol.	Vertical	Fundamental
Peak	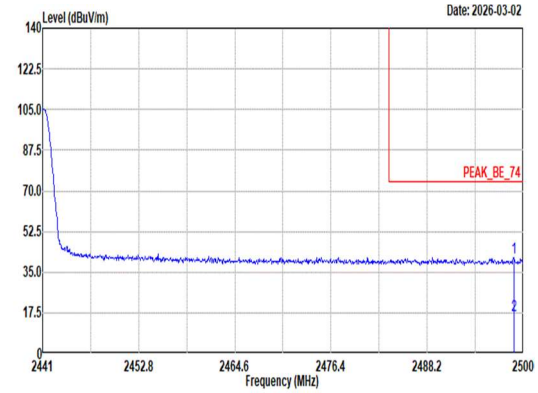 Site : 03CH21-HY Condition: PEAK_BE_74 3m DRH18-E_LE2C03A18EN_250807 VERTICAL : RBW:1000.000kHz VBW:3000.000kHz SWT:Auto Limit Read Ant Cable Preamp Aux APos TPos Freq Level Line Margin Level Factor Loss Factor Factor Remark MHz dBuV/m dBuV/m dB dBuV dB/m dB dB dB cm deg 1 2498.82 41.38 74.00 -32.62 38.15 26.80 8.71 32.90 0.62 100 229 Peak 2 2498.82 16.62 54.00 -37.38 -- -- -- -- -- -- -- AVERAGE	Blank

Mode	2	
	Harmonic	
	2400-2483.5_Bluetooth BR_GFSK_CH39_2441MHz	
ANT	0	
Pol.	Horizontal	Vertical
Peak Avg	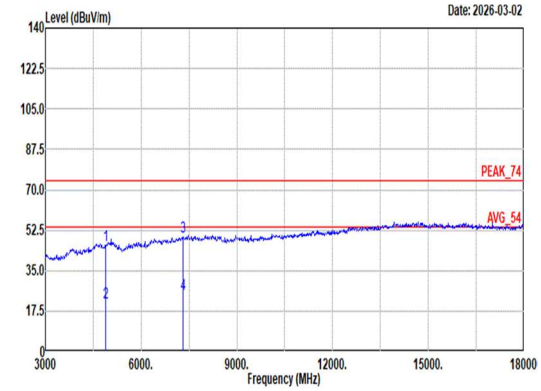 Site : 03CH21-HY Condition: PEAK_74 3m DRH18-E_LE2C03A18EN_250807 HORIZONTAL Freq Level Limit Line Margin Read Level Ant Factor Cable Loss Preamp Factor Aux Factor APos TPos Remark MHz dBuV/m dBuV/m dB dBuV dB/m dB dB dB cm deg 1 4882.00 46.09 74.00 -27.91 33.18 32.36 12.27 34.09 2.37 -- -- Peak 2 4882.00 21.33 54.00 -32.67 -- -- -- -- -- -- -- Average 3 7323.00 49.59 74.00 -24.41 32.76 36.74 15.07 36.38 1.40 -- -- Peak 4 7323.00 24.83 54.00 -29.17 -- -- -- -- -- -- -- Average	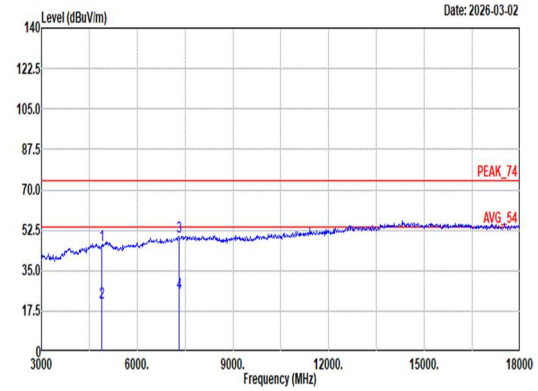 Site : 03CH21-HY Condition: PEAK_74 3m DRH18-E_LE2C03A18EN_250807 VERTICAL Freq Level Limit Line Margin Read Level Ant Factor Cable Loss Preamp Factor Aux Factor APos TPos Remark MHz dBuV/m dBuV/m dB dBuV dB/m dB dB dB cm deg 1 4882.00 45.81 74.00 -28.19 32.90 32.36 12.27 34.09 2.37 -- -- Peak 2 4882.00 21.05 54.00 -32.95 -- -- -- -- -- -- -- Average 3 7323.00 49.91 74.00 -24.09 33.08 36.74 15.07 36.38 1.40 -- -- Peak 4 7323.00 25.15 54.00 -28.85 -- -- -- -- -- -- -- Average

Mode	2	
	Harmonic	
	2400-2483.5_Bluetooth BR_GFSK_CH39_2441MHz	
ANT	0	
Pol.	Horizontal	Vertical
10.6G ~18G Avg	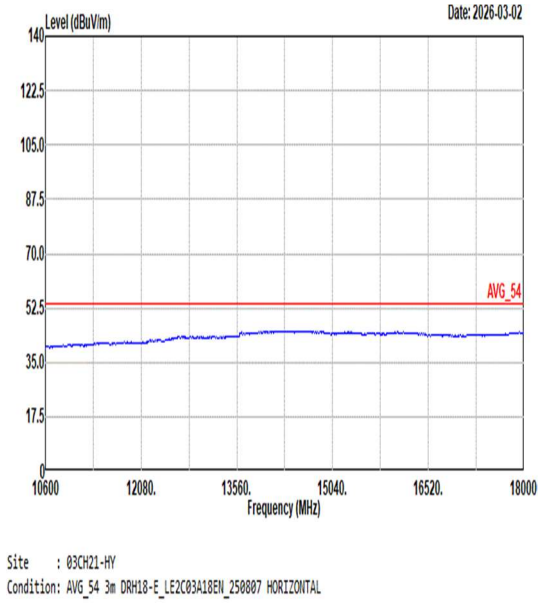	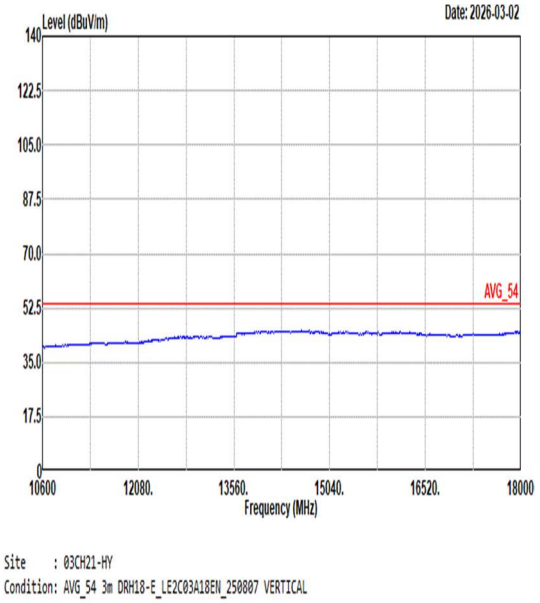

Mode	3	
	Band Edge	
	2400-2483.5_Bluetooth BR_GFSK_CH78_2480MHz	
ANT	0	
Pol.	Horizontal	Fundamental
Peak	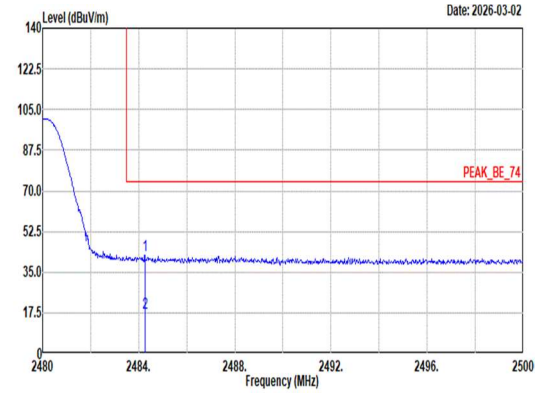 Site : 03CH21-HY Condition: PEAK_BE_74 3m DRH18-E_LE2C03A18EN_250807 HORIZONTAL : RBW:1000.000kHz VBW:3000.000kHz SWT:Auto Freq Level Limit Line Margin Read Level Ant Factor Cable Loss Preamp Factor Aux Factor APos TPos Remark MHz dBuV/m dBuV/m dB dBuV dB/m dB dB dB cm deg 1 2484.26 42.24 74.00 -31.76 39.13 26.69 8.69 32.89 0.62 366 126 Peak 2 2484.26 17.48 54.00 -36.52 -- -- -- -- -- -- -- AVERAGE	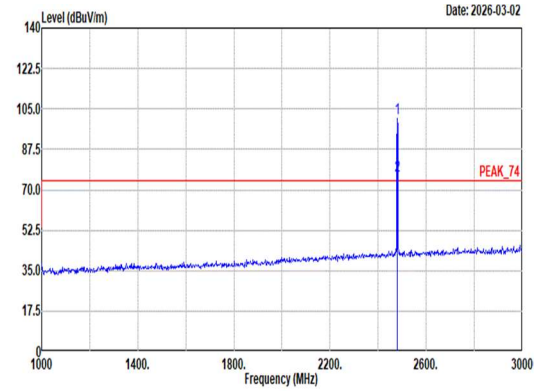 Site : 03CH21-HY Condition: PEAK_74 3m DRH18-E_LE2C03A18EN_250807 HORIZONTAL : RBW:1000.000kHz VBW:3000.000kHz SWT:Auto Freq Level Limit Line Margin Read Level Ant Factor Cable Loss Preamp Factor Aux Factor APos TPos Remark MHz dBuV/m dBuV/m dB dBuV dB/m dB dB dB cm deg 1 2480.00 101.08 ------ ------ 98.07 26.60 8.68 32.89 0.62 366 126 Peak 2 2480.00 76.32 ------ ------ -- -- -- -- -- -- -- Average

Mode	3	
	Band Edge	
	2400-2483.5_Bluetooth BR_GFSK_CH78_2480MHz	
ANT	0	
Pol.	Vertical	Fundamental
Peak	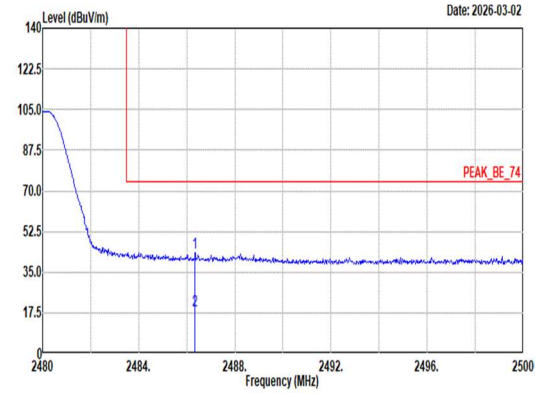 Site : 03CH21-HY Condition: PEAK_BE_74 3m DRH18-E_LE2C03A18EN_250807 VERTICAL : RBW:1000.000kHz VBW:3000.000kHz SWT:Auto Freq Level Limit Line Margin Read Level Ant Factor Cable Loss Preamp Factor Aux Factor APos TPos Remark MHz dBuV/m dBuV/m dB dBuV dB/m dB dB dB cm deg 1 2486.34 43.50 74.00 -30.50 40.35 26.73 8.69 32.89 0.62 100 236 Peak 2 2486.34 18.74 54.00 -35.26 -- -- -- -- -- -- -- AVERAGE	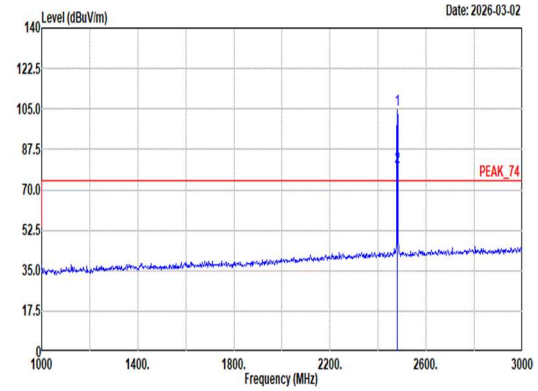 Site : 03CH21-HY Condition: PEAK_74 3m DRH18-E_LE2C03A18EN_250807 VERTICAL : RBW:1000.000kHz VBW:3000.000kHz SWT:Auto Freq Level Limit Line Margin Read Level Ant Factor Cable Loss Preamp Factor Aux Factor APos TPos Remark MHz dBuV/m dBuV/m dB dBuV dB/m dB dB dB cm deg 1 2480.00 104.62 ------ ------ 101.61 26.60 8.68 32.89 0.62 100 236 Peak 2 2480.00 79.86 ------ ------ -- -- -- -- -- -- -- Average

Mode	3	
	Harmonic	
	2400-2483.5_Bluetooth BR_GFSK_CH78_2480MHz	
ANT	0	
Pol.	Horizontal	Vertical
Peak Avg	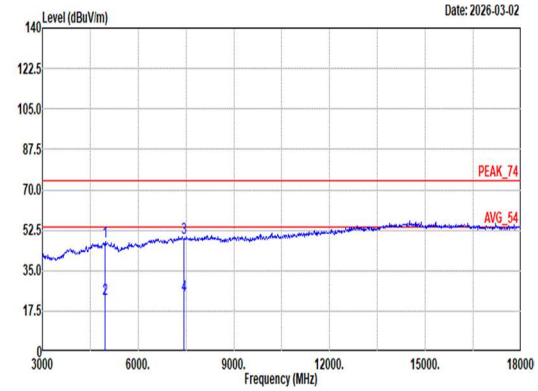 Site : 03CH21-HY Condition: PEAK_74 3m DRH18-E_LE2C03A18EN_250807 HORIZONTAL Freq Level Limit Line Margin Read Level Ant Factor Cable Loss Preamp Factor Aux Factor APos TPos Remark 1 4960.00 47.68 74.00 -26.32 34.40 32.64 12.41 34.07 2.30 -- -- Peak 2 4960.00 22.92 54.00 -31.08 -- -- -- -- -- -- -- Average 3 7440.00 48.91 74.00 -25.09 31.83 36.82 15.20 36.42 1.48 -- -- Peak 4 7440.00 24.15 54.00 -29.85 -- -- -- -- -- -- -- Average	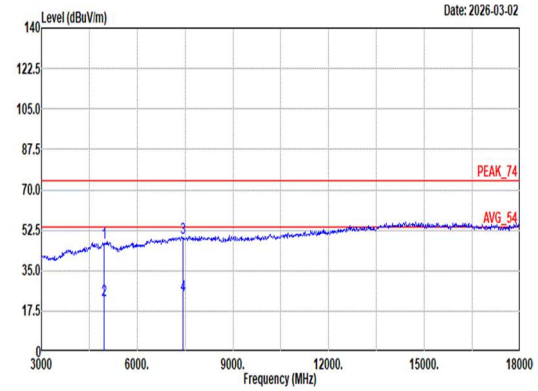 Site : 03CH21-HY Condition: PEAK_74 3m DRH18-E_LE2C03A18EN_250807 VERTICAL Freq Level Limit Line Margin Read Level Ant Factor Cable Loss Preamp Factor Aux Factor APos TPos Remark 1 4960.00 46.88 74.00 -27.12 33.60 32.64 12.41 34.07 2.30 -- -- Peak 2 4960.00 22.12 54.00 -31.88 -- -- -- -- -- -- -- Average 3 7440.00 49.06 74.00 -24.94 31.98 36.82 15.20 36.42 1.48 -- -- Peak 4 7440.00 24.30 54.00 -29.70 -- -- -- -- -- -- -- Average