Test Mode :	802.11n HT20	Test Channel :	01

100kHz PSD reference Level

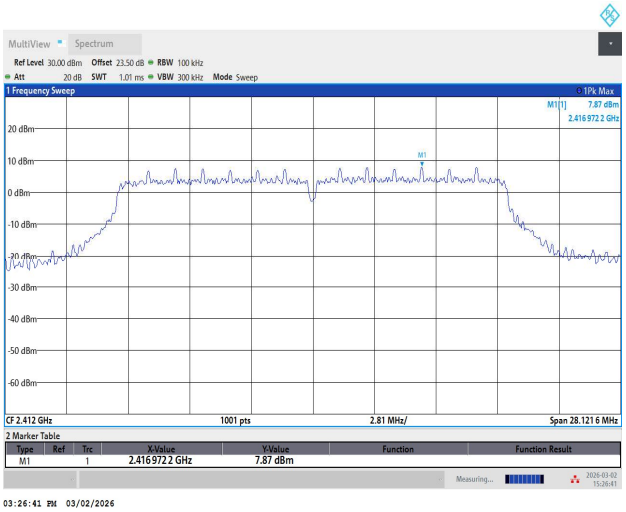

Channel 01 Plot

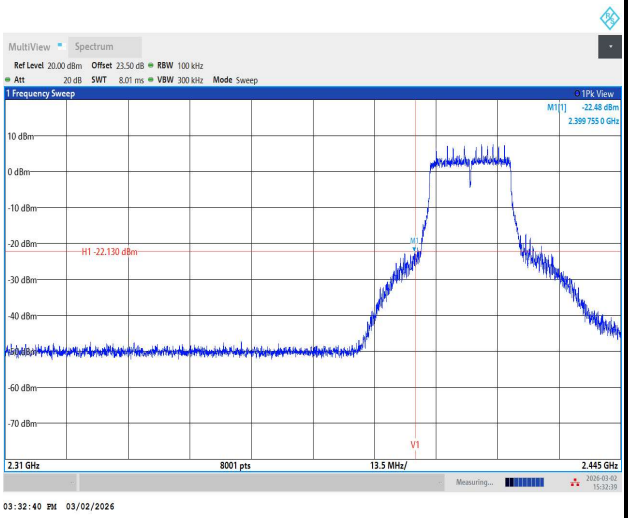

Spurious Emission 30MHz~1GHz

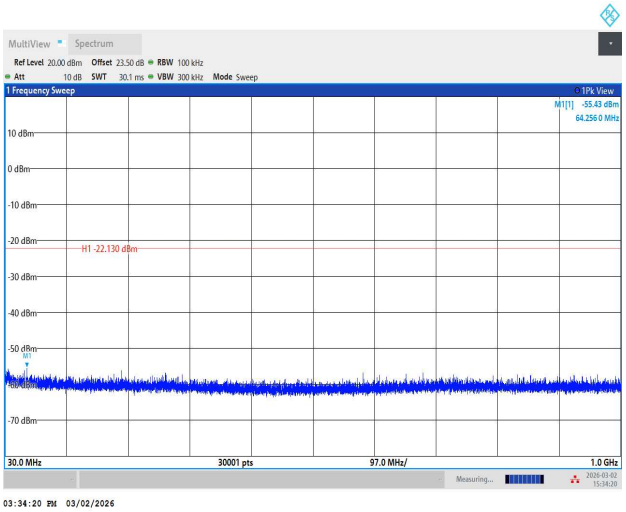

Spurious Emission 1GHz~26.5GHz

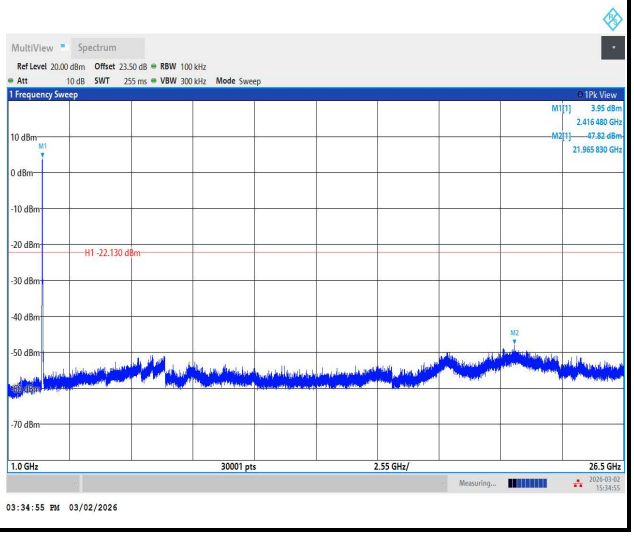

Test Mode :	802.11n HT20	Test Channel :	06

100kHz PSD reference Level	Channel 06 Plot
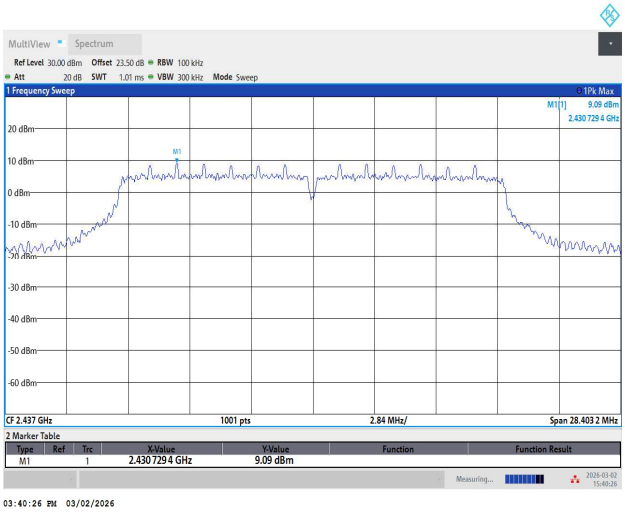	

Spurious Emission 30MHz~1GHz	Spurious Emission 1GHz~26.5GHz
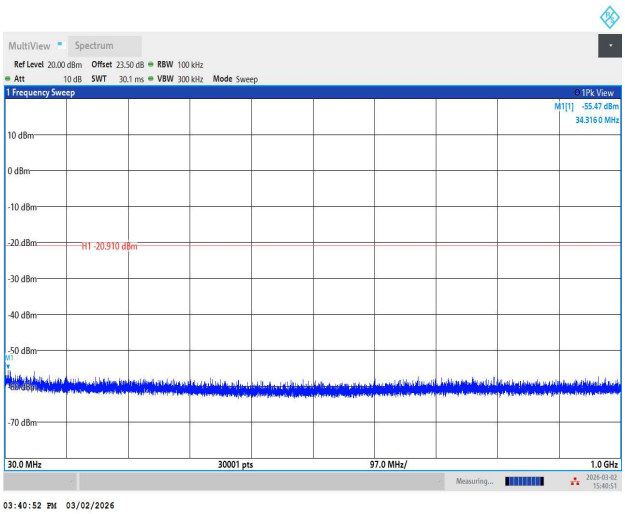	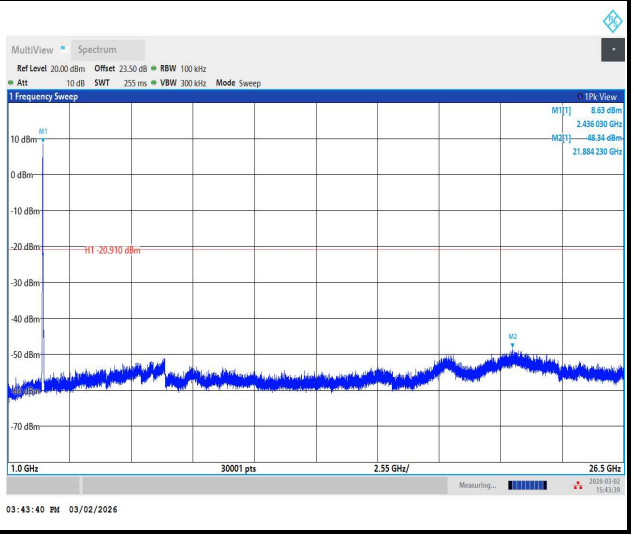

Test Mode :	802.11n HT20	Test Channel :	11

100kHz PSD reference Level	Channel 11 Plot
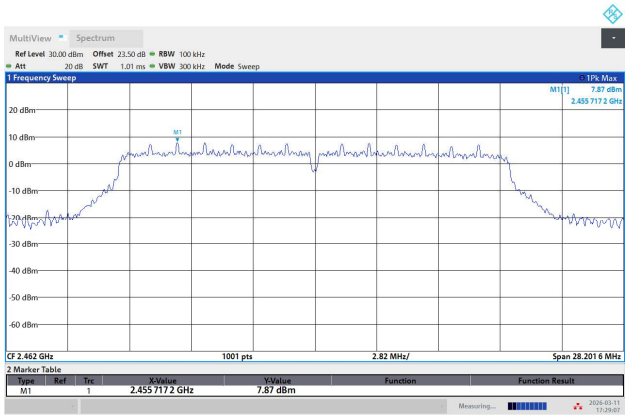	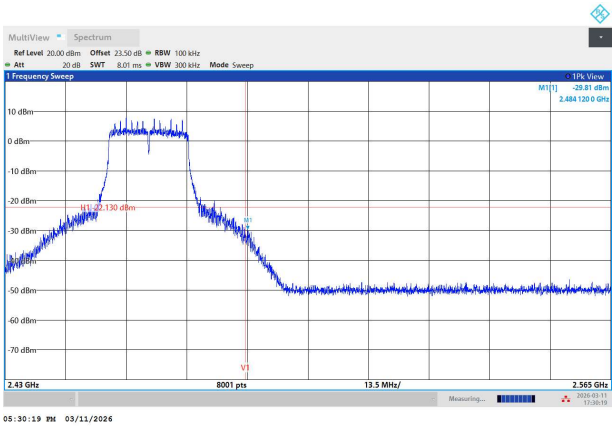
Spurious Emission 30MHz~1GHz	**Spurious Emission 1GHz~26.5GHz**
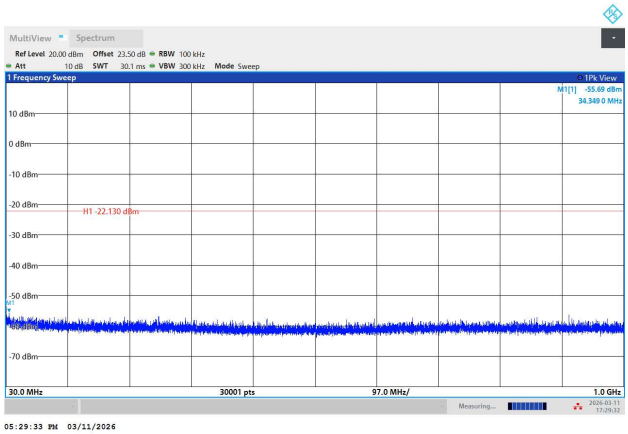	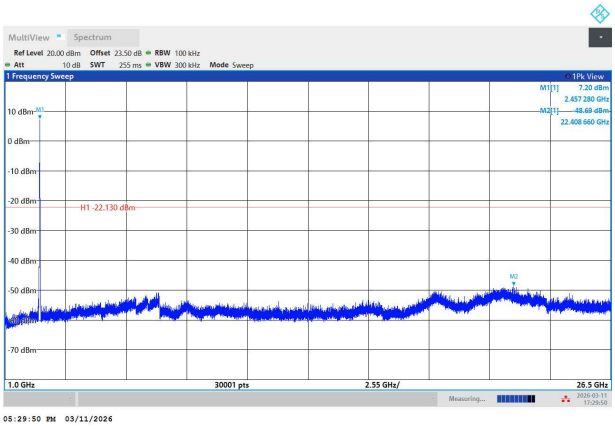

Test Mode :	802.11ax20 Full RU	Test Channel :	01

100kHz PSD reference Level

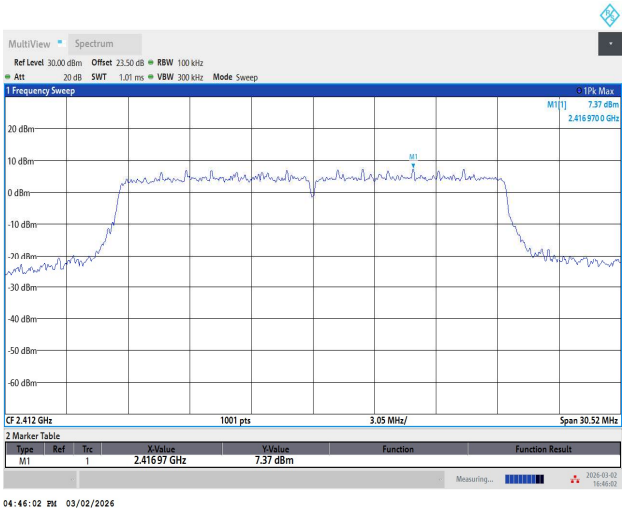

Channel 01 Plot

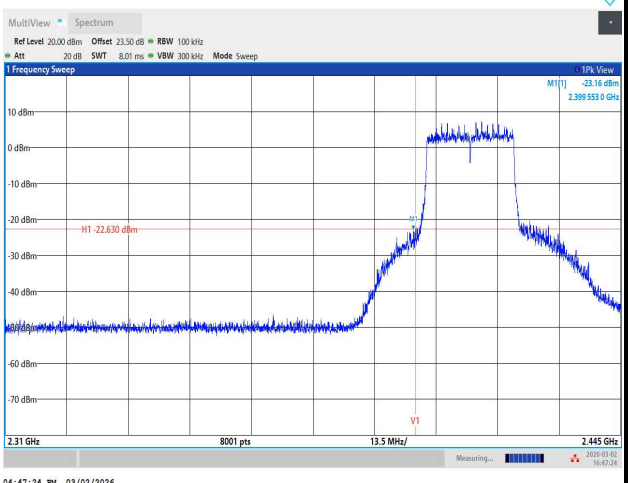

Spurious Emission 30MHz~1GHz

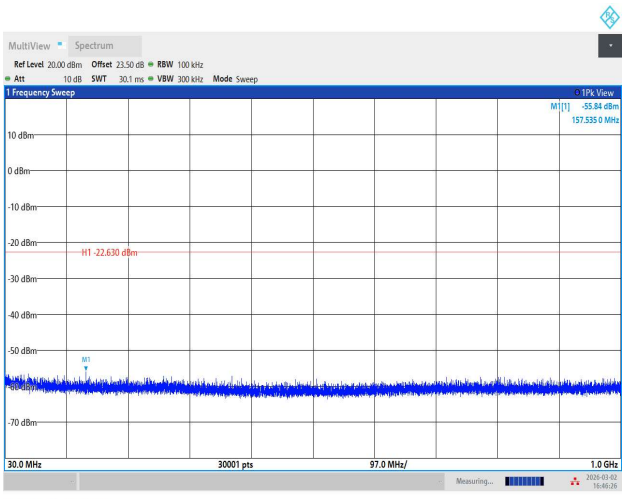

Spurious Emission 1GHz~26.5GHz

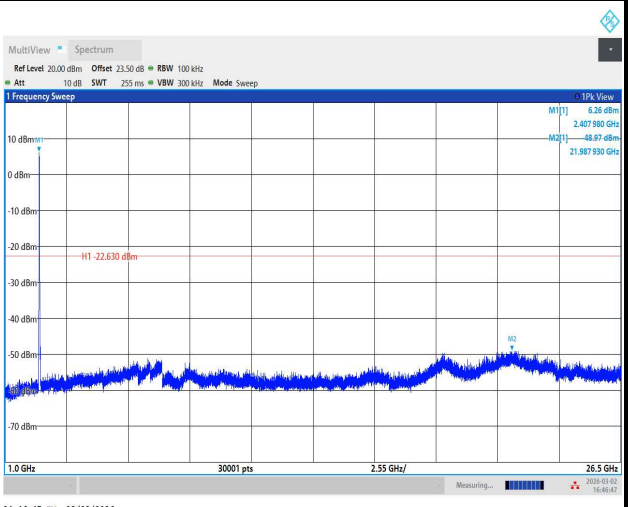

Test Mode :	802.11ax20 Full RU	Test Channel :	06

100kHz PSD reference Level	Channel 06 Plot
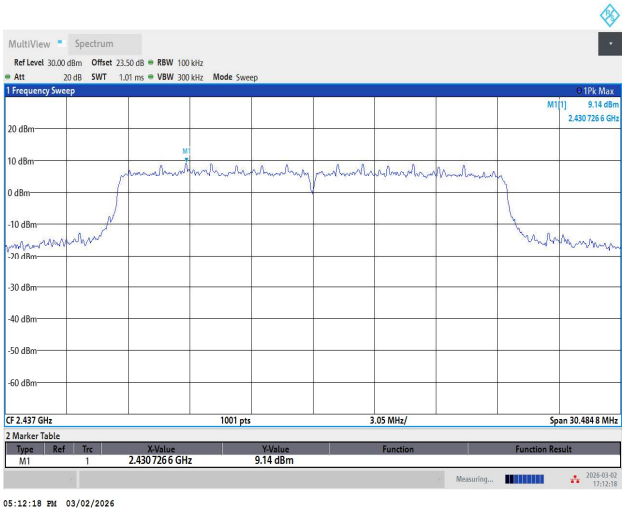	

Spurious Emission 30MHz~1GHz	Spurious Emission 1GHz~26.5GHz
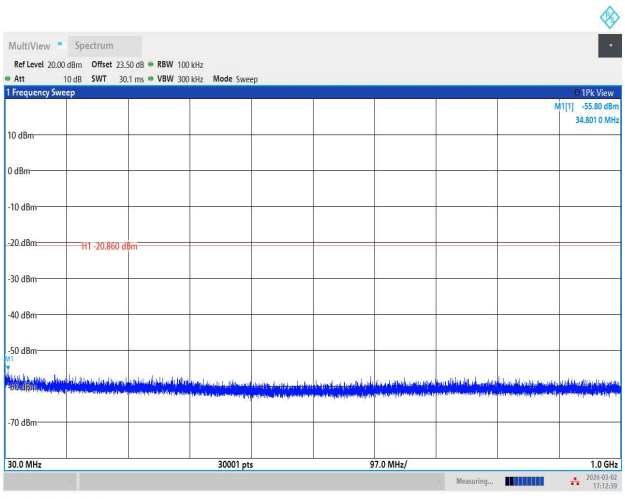	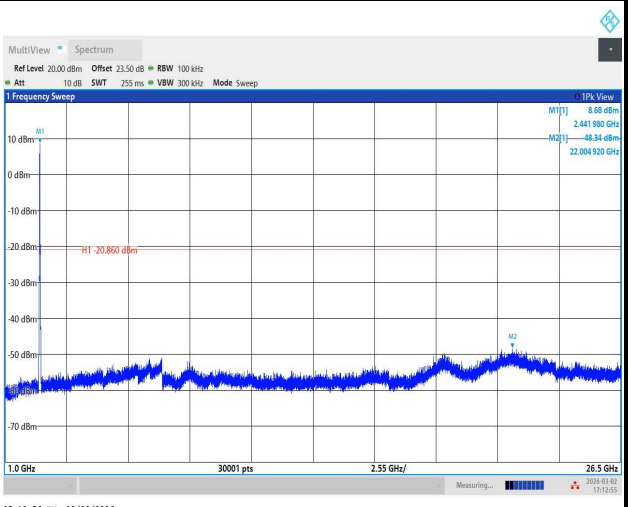

Test Mode :	802.11ax20 Full RU	Test Channel :	11

100kHz PSD reference Level

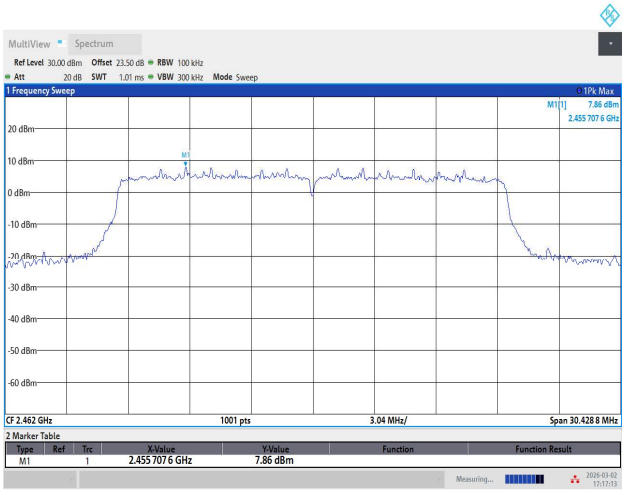

Channel 11 Plot

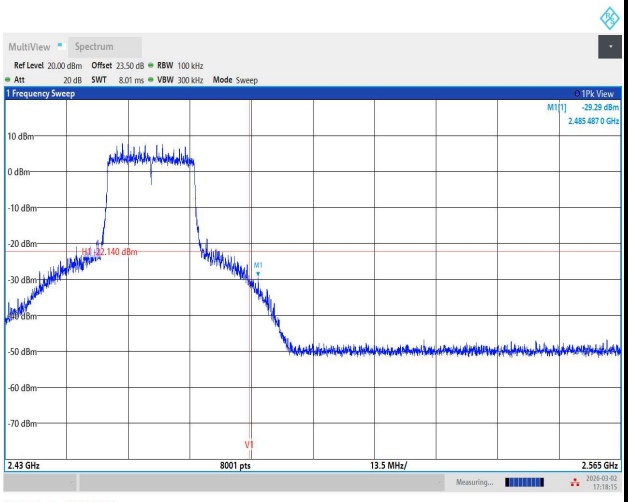

Spurious Emission 30MHz~1GHz

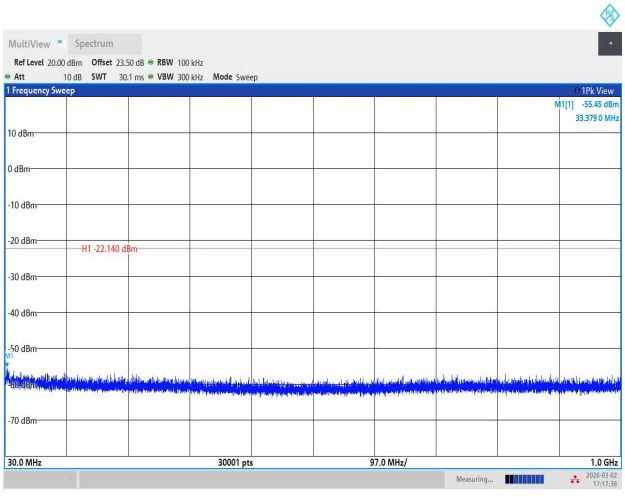

Spurious Emission 1GHz~26.5GHz

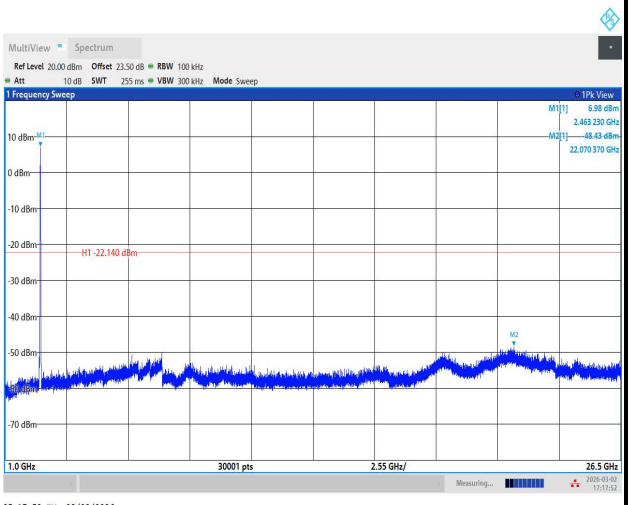

Appendix B. AC Conducted Emission Test Results

Test Engineer :	Brian Chen	**Temperature :**	17.2~23.6℃
		Relative Humidity :	46.7~49.9%

EUT Information

Report NO :	5O3007
Test Mode :	Mode 1
Test Voltage :	120Vac/60Hz
Phase :	Line

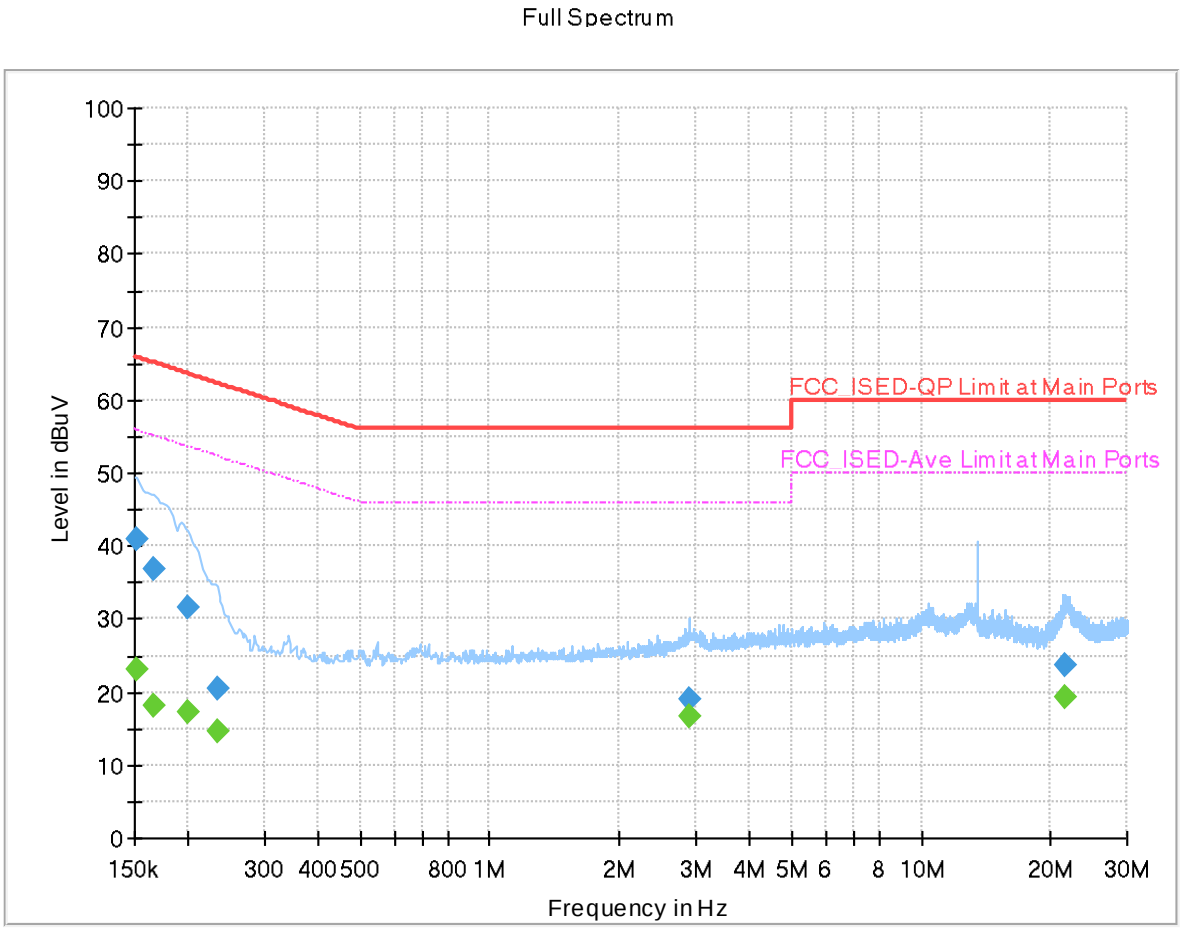

Final_Result

Frequency (MHz)	QuasiPeak (dBuV)	CAverage (dBuV)	Limit (dBuV)	Margin (dB)	Line	Filter	Corr. (dB)
0.152250	---	23.03	55.88	32.85	L1	ON	20.0
0.152250	40.81	---	65.88	25.07	L1	ON	20.0
0.165750	---	18.25	55.17	36.92	L1	ON	20.0
0.165750	36.71	---	65.17	28.46	L1	ON	20.0
0.199500	---	17.26	53.63	36.37	L1	ON	20.0
0.199500	31.46	---	63.63	32.17	L1	ON	20.0
0.233250	---	14.64	52.33	37.69	L1	ON	20.0
0.233250	20.42	---	62.33	41.91	L1	ON	20.0
2.904000	---	16.53	46.00	29.47	L1	ON	20.1
2.904000	19.14	---	56.00	36.86	L1	ON	20.1
21.583500	---	19.17	50.00	30.83	L1	ON	20.9
21.583500	23.80	---	60.00	36.20	L1	ON	20.9

EUT Information

Report NO :	5O3007
Test Mode :	Mode 1
Test Voltage :	120Vac/60Hz
Phase :	Neutral

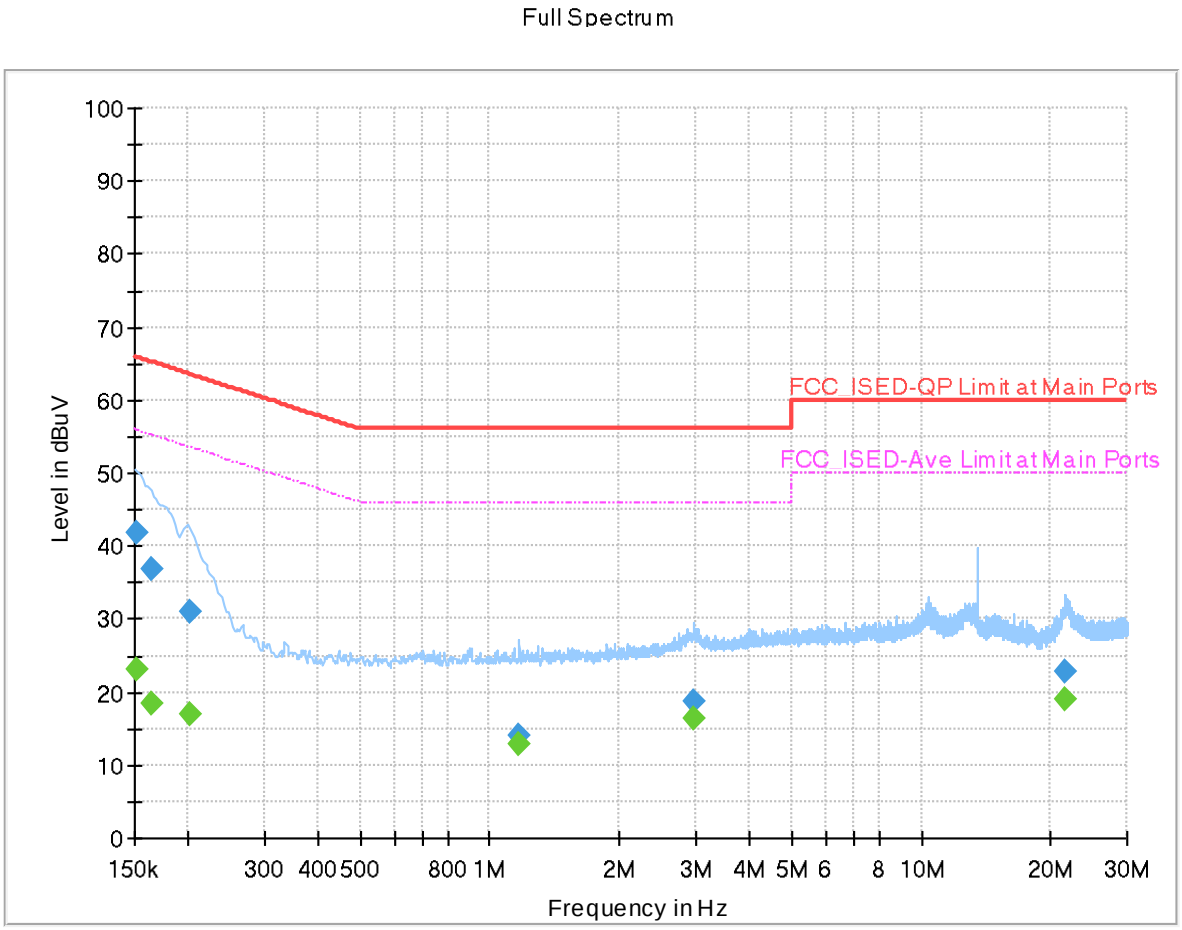

Final_Result

Frequency (MHz)	QuasiPeak (dBuV)	CAverage (dBuV)	Limit (dBuV)	Margin (dB)	Line	Filter	Corr. (dB)
0.152250	---	23.15	55.88	32.73	N	ON	20.0
0.152250	41.75	---	65.88	24.13	N	ON	20.0
0.163500	---	18.42	55.28	36.86	N	ON	20.0
0.163500	36.71	---	65.28	28.57	N	ON	20.0
0.201750	---	16.99	53.54	36.55	N	ON	20.0
0.201750	31.07	---	63.54	32.47	N	ON	20.0
1.169250	---	12.80	46.00	33.20	N	ON	20.1
1.169250	13.99	---	56.00	42.01	N	ON	20.1
2.980500	---	16.31	46.00	29.69	N	ON	20.1
2.980500	18.58	---	56.00	37.42	N	ON	20.1
21.565500	---	19.12	50.00	30.88	N	ON	20.9
21.565500	22.94	---	60.00	37.06	N	ON	20.9

Appendix C. Radiated Spurious Emission Test Data

Test Engineer :	Jack Cheng and Ray Lung	**Temperature :**	21.1 ~ 25.7°C
		Relative Humidity :	55.8 ~ 63.2%

Note symbol

-L	**Low channel location**
-R	**High channel location**

C1.Radiated Spurious Emission Test Modes

Mode	Band (MHz)	Antenna	Modulation	Channel	Frequency	Data Rate	RU	Remark
Mode 1	2400-2483.5	0	802.11b	01	2412	1Mbps	-	-
Mode 2	2400-2483.5	0	802.11b	06	2437	1Mbps	-	-
Mode 3	2400-2483.5	0	802.11b	11	2462	1Mbps	-	-
Mode 4	2400-2483.5	0	802.11g	01	2412	6Mbps	-	-
Mode 5	2400-2483.5	0	802.11g	06	2437	6Mbps	-	-
Mode 6	2400-2483.5	0	802.11g	11	2462	6Mbps	-	-
Mode 7	2400-2483.5	0	802.11n HT20	01	2412	MCS0	-	-
Mode 8	2400-2483.5	0	802.11n HT20	06	2437	MCS0	-	-
Mode 9	2400-2483.5	0	802.11n HT20	11	2462	MCS0	-	-
Mode 10	2400-2483.5	0	802.11ax HE20	01	2412	MCS0	Full	-
Mode 11	2400-2483.5	0	802.11ax HE20	01	2412	MCS0	26/0	-
Mode 12	2400-2483.5	0	802.11ax HE20	01	2412	MCS0	52/37	-
Mode 13	2400-2483.5	0	802.11ax HE20	01	2412	MCS0	106/53	-
Mode 14	2400-2483.5	0	802.11ax HE20	06	2437	MCS0	Full	-
Mode 15	2400-2483.5	0	802.11ax HE20	11	2462	MCS0	Full	-
Mode 16	2400-2483.5	0	802.11ax HE20	11	2462	MCS0	26/8	-
Mode 17	2400-2483.5	0	802.11ax HE20	11	2462	MCS0	52/40	-

Mode	Band (MHz)	Antenna	Modulation	Channel	Frequency	Data Rate	RU	Remark
Mode 18	2400-2483.5	0	802.11ax HE20	11	2462	MCS0	106/54	-
Mode 19	2400-2483.5	0	802.11ax HE20	SHF (Above 18GHz)				-
Mode 20	2400-2483.5	0	802.11ax HE20	LF (Below 1GHz)				-

C2.Summary of each worse mode

Mode	Modulation	Ch.	Freq. (MHz)	Level (dBuV/m)	Limit (dBuV/m)	Margin (dB)	Pol.	Peak Avg.	Result	RU	Remark
1	802.11b	01	2370.38	39.37	54.00	-14.63	H	Avg.	Pass	-	Band Edge
	802.11b	01	4824.00	41.94	54.00	-12.06	H	Avg.	Pass	-	Harmonic
2	802.11b	06	2495.34	39.60	54.00	-14.40	H	Avg.	Pass	-	Band Edge
	802.11b	06	4874.00	42.13	54.00	-11.87	H	Avg.	Pass	-	Harmonic
3	802.11b	11	2488.87	39.70	54.00	-14.30	H	Avg.	Pass	-	Band Edge
	802.11b	11	4924.00	43.04	54.00	-10.96	H	Avg.	Pass	-	Harmonic
4	802.11g	01	2389.97	46.12	54.00	-7.88	H	Avg.	Pass	-	Band Edge
	802.11g	01	4824.00	46.57	74.00	-27.43	V	Peak	Pass	-	Harmonic
5	802.11g	06	2494.58	40.40	54.00	-13.60	V	Avg.	Pass	-	Band Edge
	802.11g	06	7311.00	40.24	54.00	-13.76	H	Avg.	Pass	-	Harmonic
6	802.11g	11	2483.55	48.76	54.00	-5.24	H	Avg.	Pass	-	Band Edge
	802.11g	11	7386.00	39.37	54.00	-14.63	V	Avg.	Pass	-	Harmonic
7	802.11n HT20	01	2389.97	46.88	54.00	-7.12	H	Avg.	Pass	-	Band Edge
	802.11n HT20	01	4824.00	45.52	74.00	-28.48	V	Peak	Pass	-	Harmonic
8	802.11n HT20	06	2485.38	40.60	54.00	-13.40	H	Avg.	Pass	-	Band Edge
	802.11n HT20	06	7311.00	39.66	54.00	-14.34	H	Avg.	Pass	-	Harmonic

Mode	Modulation	Ch.	Freq. (MHz)	Level (dBuV/m)	Limit (dBuV/m)	Margin (dB)	Pol.	Peak Avg.	Result	RU	Remark
9	802.11n HT20	11	2483.55	51.22	54.00	-2.78	H	Avg.	Pass	-	Band Edge
	802.11n HT20	11	7386.00	39.41	54.00	-14.59	V	Avg.	Pass	-	Harmonic
10	802.11ax HE20	01	2389.97	49.67	54.00	-4.33	H	Avg.	Pass	Full	Band Edge
	802.11ax HE20	01	4824.00	45.53	74.00	-28.47	H	Peak	Pass	Full	Harmonic
11	802.11ax HE20	01	2389.97	43.27	54.00	-10.73	H	Avg.	Pass	26/0	Band Edge
12	802.11ax HE20	01	2389.97	41.06	54.00	-12.94	H	Avg.	Pass	52/37	Band Edge
13	802.11ax HE20	01	2389.66	65.88	74.00	-8.12	H	Peak	Pass	106/53	Band Edge
14	802.11ax HE20	06	2486.27	40.87	54.00	-13.13	H	Avg.	Pass	Full	Band Edge
	802.11ax HE20	06	7311.00	39.64	54.00	-14.36	V	Avg.	Pass	Full	Harmonic
15	802.11ax HE20	11	2484.12	52.04	54.00	-1.96	H	Avg.	Pass	Full	Band Edge
	802.11ax HE20	11	7386.00	39.48	54.00	-14.52	H	Avg.	Pass	Full	Harmonic
16	802.11ax HE20	11	2483.74	66.19	74.00	-7.81	H	Peak	Pass	26/8	Band Edge
17	802.11ax HE20	11	2483.89	65.48	74.00	-8.52	H	Peak	Pass	52/40	Band Edge
18	802.11ax HE20	11	2486.97	69.11	74.00	-4.89	H	Peak	Pass	106/54	Band Edge
19	SHF		24766.75	40.67	74.00	-33.33	V	Peak	Pass	-	-
20	LF		717.73	39.33	46.00	-6.67	H	Peak	Pass	-	-

Mode	1	
	Band Edge	
	2400-2483.5_802.11b_CH01_2412MHz	
ANT	0	
Pol.	Horizontal	Fundamental
Peak	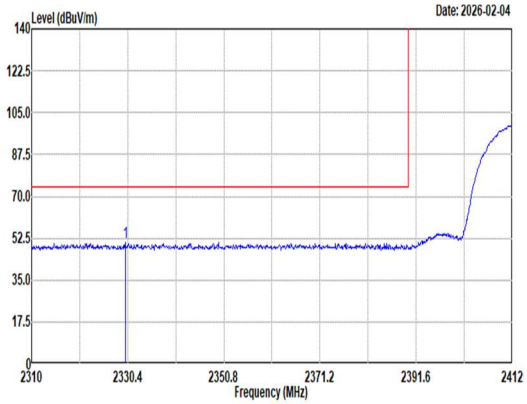 Site : 03CH21-HY Condition: PEAK_BE_74 3m DRH18-E_LE2C03A18EN_250807 HORIZONTAL : RBW:1000.000kHz VBW:3000.000kHz SWT:Auto Freq Level Limit Line Margin Read Level Ant Factor Cable Loss Preamp Factor Aux Factor APos TPos Remark MHz dBuV/m dBuV/m dB dBuV dB/m dB dB dB cm deg 1 2329.89 50.85 74.00 -23.15 37.96 26.90 8.39 32.79 10.39 100 301 Peak	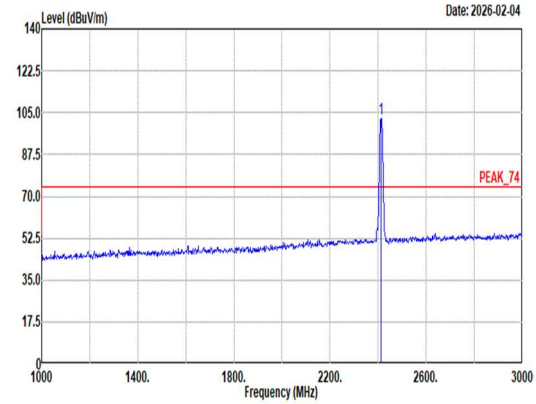 Site : 03CH21-HY Condition: PEAK_74 3m DRH18-E_LE2C03A18EN_250807 HORIZONTAL : RBW:1000.000kHz VBW:3000.000kHz SWT:Auto Freq Level Limit Line Margin Read Level Ant Factor Cable Loss Preamp Factor Aux Factor APos TPos Remark MHz dBuV/m dBuV/m dB dBuV dB/m dB dB dB cm deg 1 2412.00 102.34 ------ ------ 89.46 26.76 8.56 32.84 10.40 100 301 Peak
Avg	 Site : 03CH21-HY Condition: AVG_BE_54 3m DRH18-E_LE2C03A18EN_250807 HORIZONTAL : RBW:1000.000kHz VBW:0.010kHz SWT:Auto Freq Level Limit Line Margin Read Level Ant Factor Cable Loss Preamp Factor Aux Factor APos TPos Remark MHz dBuV/m dBuV/m dB dBuV dB/m dB dB dB cm deg 1 2370.38 39.37 54.00 -14.63 26.43 26.89 8.47 32.82 10.40 100 301 Average	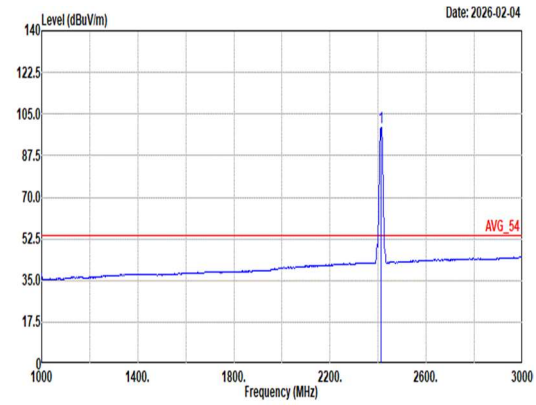 Site : 03CH21-HY Condition: AVG_54 3m DRH18-E_LE2C03A18EN_250807 HORIZONTAL : RBW:1000.000kHz VBW:0.010kHz SWT:Auto Freq Level Limit Line Margin Read Level Ant Factor Cable Loss Preamp Factor Aux Factor APos TPos Remark MHz dBuV/m dBuV/m dB dBuV dB/m dB dB dB cm deg 1 2412.00 99.44 ------ ------ 86.56 26.76 8.56 32.84 10.40 100 301 Average

Mode	1	
	Band Edge	
	2400-2483.5_802.11b_CH01_2412MHz	
ANT	0	
Pol.	Vertical	Fundamental
Peak	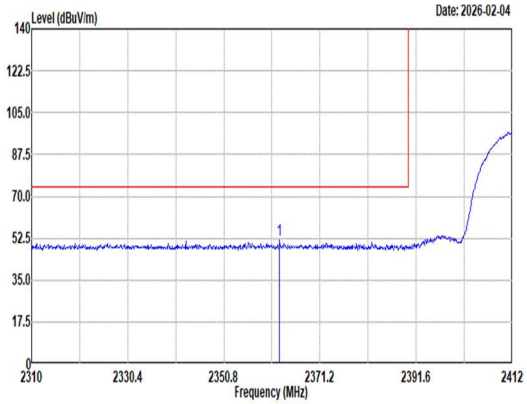 Site : 03CH21-HY Condition: PEAK_BE_74 3m DRH18-E_LE2C03A18EN_250807 VERTICAL : RBW:1000.000kHz VBW:3000.000kHz SWT:Auto Freq Level Limit Line Margin Read Level Ant Factor Cable Loss Preamp Factor Aux Factor APos TPos Remark MHz dBuV/m dBuV/m dB dBuV dB/m dB dB dB cm deg 1 2362.63 51.57 74.00 -22.43 38.62 26.90 8.46 32.81 10.40 104 194 Peak	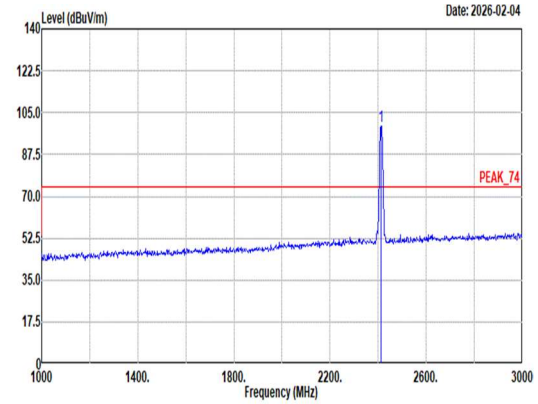 Site : 03CH21-HY Condition: PEAK_74 3m DRH18-E_LE2C03A18EN_250807 VERTICAL : RBW:1000.000kHz VBW:3000.000kHz SWT:Auto Freq Level Limit Line Margin Read Level Ant Factor Cable Loss Preamp Factor Aux Factor APos TPos Remark MHz dBuV/m dBuV/m dB dBuV dB/m dB dB dB cm deg 1 2412.00 99.25 ------ ------ 86.36 26.78 8.55 32.84 10.40 104 194 Peak
Avg	 Site : 03CH21-HY Condition: AVG_BE_54 3m DRH18-E_LE2C03A18EN_250807 VERTICAL : RBW:1000.000kHz VBW:0.010kHz SWT:Auto Freq Level Limit Line Margin Read Level Ant Factor Cable Loss Preamp Factor Aux Factor APos TPos Remark MHz dBuV/m dBuV/m dB dBuV dB/m dB dB dB cm deg 1 2366.10 39.35 54.00 -14.65 26.40 26.90 8.46 32.81 10.40 104 194 Average	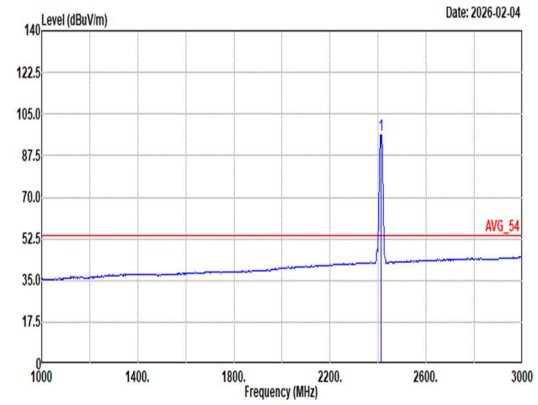 Site : 03CH21-HY Condition: AVG_54 3m DRH18-E_LE2C03A18EN_250807 VERTICAL : RBW:1000.000kHz VBW:0.010kHz SWT:Auto Freq Level Limit Line Margin Read Level Ant Factor Cable Loss Preamp Factor Aux Factor APos TPos Remark MHz dBuV/m dBuV/m dB dBuV dB/m dB dB dB cm deg 1 2412.00 96.33 ------ ------ 83.45 26.76 8.56 32.84 10.40 104 194 Average

Mode	1	
	Harmonic	
	2400-2483.5_802.11b_CH01_2412MHz	
ANT	0	
Pol.	Horizontal	Vertical
Peak Avg	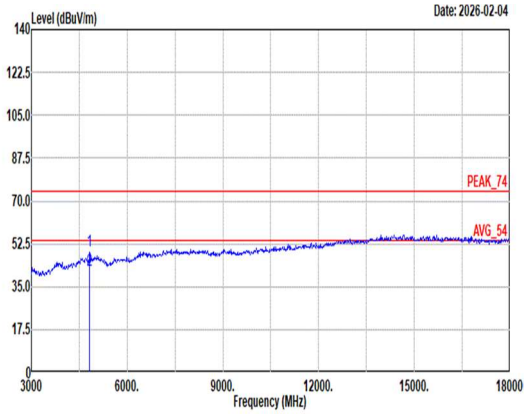 Site : 03CH21-HY Condition: PEAK_74 3m DRH18-E_LE2C03A18EN_250807 HORIZONTAL Freq Level Limit Line Margin Read Level Ant Factor Cable Loss Preamp Factor Aux Factor APos TPos Remark MHz dBuV/m dBuV/m dB dBuV dB/m dB dB dB cm deg 1 4824.00 49.47 74.00 -24.53 36.74 32.25 12.16 34.10 2.42 100 258 Peak 2 4824.00 41.94 54.00 -12.06 29.21 32.25 12.16 34.10 2.42 100 258 Average	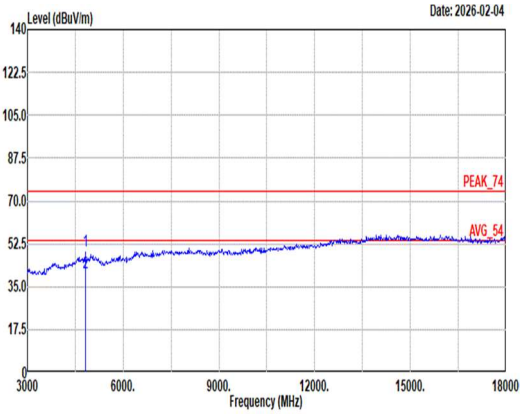 Site : 03CH21-HY Condition: PEAK_74 3m DRH18-E_LE2C03A18EN_250807 VERTICAL Freq Level Limit Line Margin Read Level Ant Factor Cable Loss Preamp Factor Aux Factor APos TPos Remark MHz dBuV/m dBuV/m dB dBuV dB/m dB dB dB cm deg 1 4824.00 49.87 74.00 -24.13 37.14 32.25 12.16 34.10 2.42 100 119 Peak 2 4824.00 40.61 54.00 -13.39 27.88 32.25 12.16 34.10 2.42 100 119 Average

Mode	1	
	Harmonic	
	2400-2483.5_802.11b_CH01_2412MHz	
ANT	0	
Pol.	Horizontal	Vertical
10.6G ~18G Avg	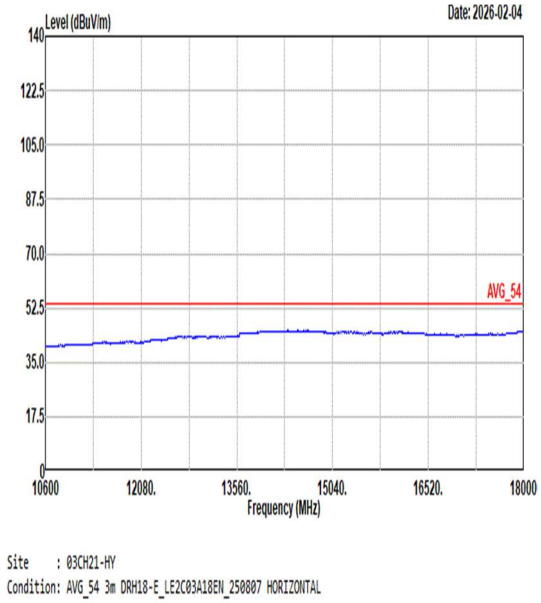	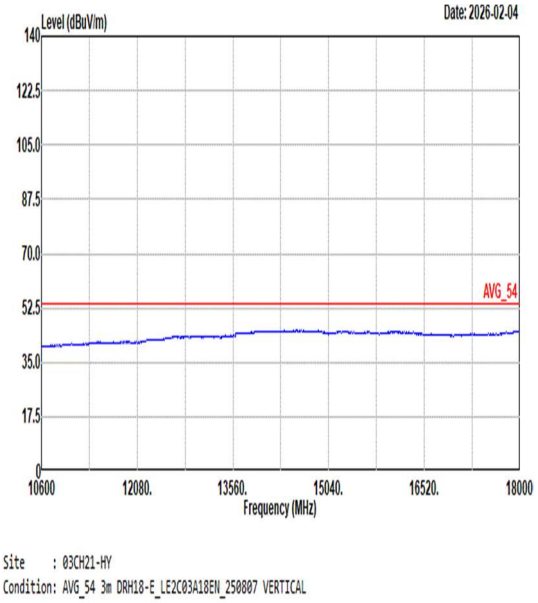

Mode	2	
	Band Edge - L	
	2400-2483.5_802.11b_CH06_2437MHz	
ANT	0	
Pol.	Horizontal	Fundamental
Peak	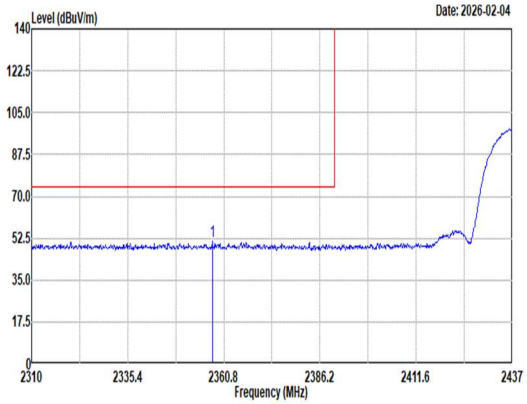 Site : 03CH21-HY Condition: PEAK_BE_74 3m DRH18-E_LE2C03A18EN_250807 HORIZONTAL : RBW:1000.000kHz VBW:3000.000kHz SWT:Auto Freq Level Limit Line Margin Read Level Ant Factor Cable Loss Preamp Factor Aux Factor APos TPos Remark MHz dBuV/m dBuV/m dB dBuV dB/m dB dB dB cm deg 1 2357.75 51.06 74.00 -22.94 38.14 26.88 8.45 32.81 10.40 200 126 Peak	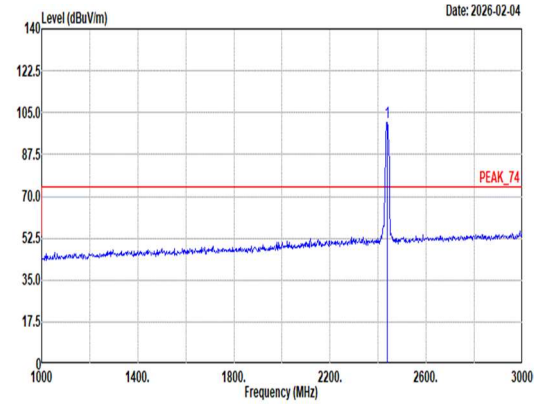 Site : 03CH21-HY Condition: PEAK_74 3m DRH18-E_LE2C03A18EN_250807 HORIZONTAL : RBW:1000.000kHz VBW:3000.000kHz SWT:Auto Freq Level Limit Line Margin Read Level Ant Factor Cable Loss Preamp Factor Aux Factor APos TPos Remark MHz dBuV/m dBuV/m dB dBuV dB/m dB dB dB cm deg 1 2437.00 100.74 ------ ------ 88.00 26.60 8.60 32.86 10.40 200 126 Peak
Avg	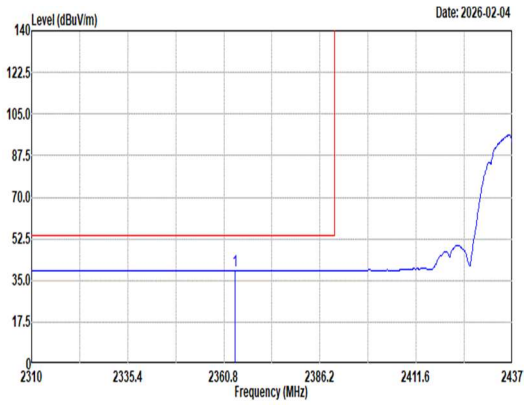 Site : 03CH21-HY Condition: AVG_BE_54 3m DRH18-E_LE2C03A18EN_250807 HORIZONTAL : RBW:1000.000kHz VBW:0.010kHz SWT:Auto Freq Level Limit Line Margin Read Level Ant Factor Cable Loss Preamp Factor Aux Factor APos TPos Remark MHz dBuV/m dBuV/m dB dBuV dB/m dB dB dB cm deg 1 2363.85 39.36 54.00 -14.64 26.41 26.90 8.46 32.81 10.40 200 126 Average	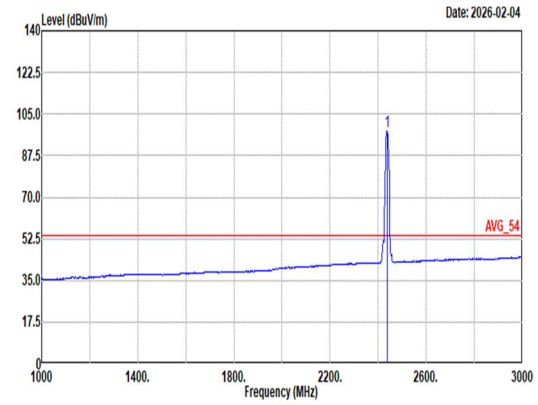 Site : 03CH21-HY Condition: AVG_54 3m DRH18-E_LE2C03A18EN_250807 HORIZONTAL : RBW:1000.000kHz VBW:0.010kHz SWT:Auto Freq Level Limit Line Margin Read Level Ant Factor Cable Loss Preamp Factor Aux Factor APos TPos Remark MHz dBuV/m dBuV/m dB dBuV dB/m dB dB dB cm deg 1 2437.00 97.62 ------ ------ 84.88 26.60 8.60 32.86 10.40 200 126 Average

Mode	2	
	Band Edge - R	
	2400-2483.5_802.11b_CH06_2437MHz	
ANT	0	
Pol.	Horizontal	Fundamental
Peak	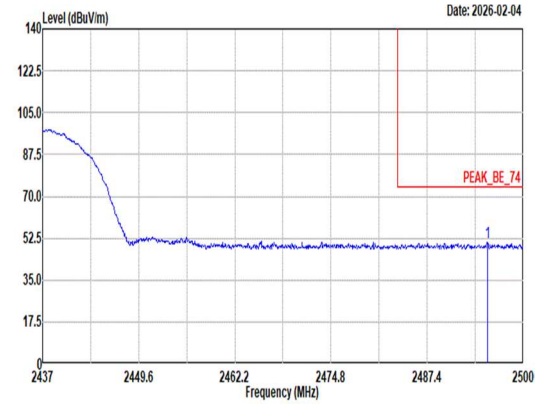 Site : 03CH21-HY Condition: PEAK_BE_74 3m DRH18-E_LE2C03A18EN_250807 HORIZONTAL : RBW:1000.000kHz VBW:3000.000kHz SWT:Auto Limit Read Ant Cable Preamp Aux APos TPos Freq Level Line Margin Level Factor Loss Factor Factor Remark MHz dBuV/m dBuV/m dB dBuV dB/m dB dB dB cm deg 1 2495.28 50.73 74.00 -23.27 37.71 26.80 8.71 32.90 10.41 200 126 Peak	Blank
Avg	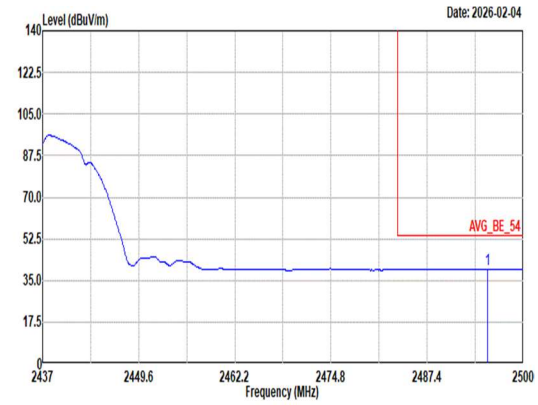 Site : 03CH21-HY Condition: AVG_BE_54 3m DRH18-E_LE2C03A18EN_250807 HORIZONTAL : RBW:1000.000kHz VBW:0.010kHz SWT:Auto Limit Read Ant Cable Preamp Aux APos TPos Freq Level Line Margin Level Factor Loss Factor Factor Remark MHz dBuV/m dBuV/m dB dBuV dB/m dB dB dB cm deg 1 2495.34 39.60 54.00 -14.40 26.58 26.80 8.71 32.90 10.41 200 126 Average	Blank

Mode	2	
	Band Edge - L	
	2400-2483.5_802.11b_CH06_2437MHz	
ANT	0	
Pol.	Vertical	Fundamental
Peak	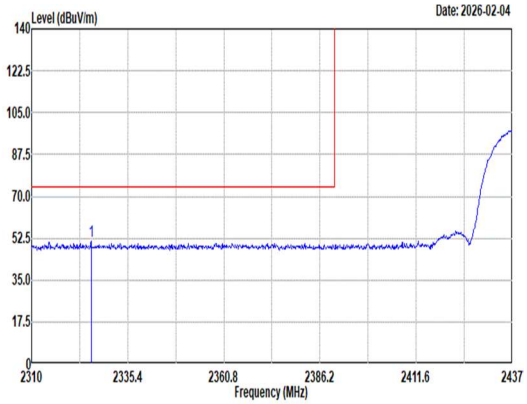 Site : 03CH21-HY Condition: PEAK_BE_74 3m DRH18-E_LE2C03A18EN_250807 VERTICAL : RBW:1000.000kHz VBW:3000.000kHz SWT:Auto Freq Level Limit Line Margin Read Level Ant Factor Cable Loss Preamp Factor Aux Factor APos TPos Remark MHz dBuV/m dBuV/m dB dBuV dB/m dB dB dB cm deg 1 2325.75 51.15 74.00 -22.85 38.23 26.94 8.38 32.79 10.39 102 191 Peak	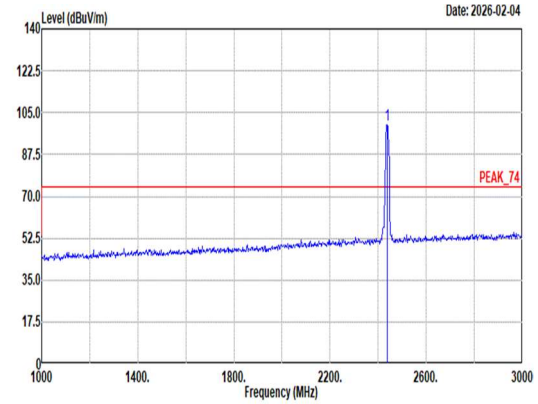 Site : 03CH21-HY Condition: PEAK_74 3m DRH18-E_LE2C03A18EN_250807 VERTICAL : RBW:1000.000kHz VBW:3000.000kHz SWT:Auto Freq Level Limit Line Margin Read Level Ant Factor Cable Loss Preamp Factor Aux Factor APos TPos Remark MHz dBuV/m dBuV/m dB dBuV dB/m dB dB dB cm deg 1 2437.00 100.03 ------ ------ 87.29 26.60 8.60 32.86 10.40 102 191 Peak
Avg	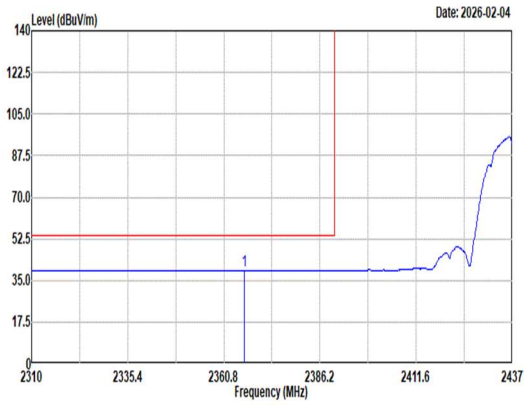 Site : 03CH21-HY Condition: AVG_BE_54 3m DRH18-E_LE2C03A18EN_250807 VERTICAL : RBW:1000.000kHz VBW:0.010kHz SWT:Auto Freq Level Limit Line Margin Read Level Ant Factor Cable Loss Preamp Factor Aux Factor APos TPos Remark MHz dBuV/m dBuV/m dB dBuV dB/m dB dB dB cm deg 1 2366.13 39.35 54.00 -14.65 26.40 26.90 8.46 32.81 10.40 102 191 Average	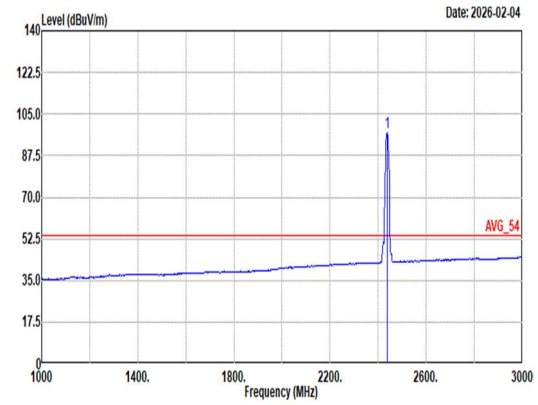 Site : 03CH21-HY Condition: AVG_54 3m DRH18-E_LE2C03A18EN_250807 VERTICAL : RBW:1000.000kHz VBW:0.010kHz SWT:Auto Freq Level Limit Line Margin Read Level Ant Factor Cable Loss Preamp Factor Aux Factor APos TPos Remark MHz dBuV/m dBuV/m dB dBuV dB/m dB dB dB cm deg 1 2437.00 97.08 ------ ------ 84.34 26.60 8.60 32.86 10.40 102 191 Average

Mode	2	
	Band Edge - R	
	2400-2483.5_802.11b_CH06_2437MHz	
ANT	0	
Pol.	Vertical	Fundamental
Peak	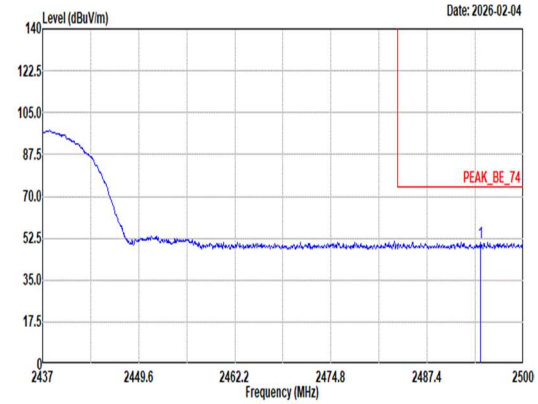 Site : 03CH21-HY Condition: PEAK_BE_74 3m DRH18-E_LE2C03A18EN_250807 VERTICAL : RBW:1000.000kHz VBW:3000.000kHz SWT:Auto Limit Read Ant Cable Preamp Aux APos TPos Freq Level Line Margin Level Factor Loss Factor Factor Remark MHz dBuV/m dBuV/m dB dBuV dB/m dB dB dB cm deg 1 2494.39 50.89 74.00 -23.11 37.88 26.80 8.70 32.90 10.41 102 191 Peak	Blank
Avg	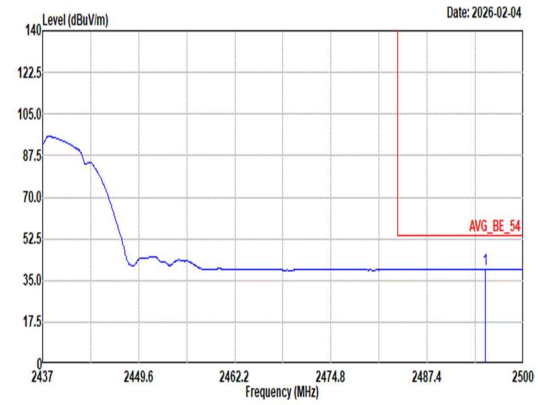 Site : 03CH21-HY Condition: AVG_BE_54 3m DRH18-E_LE2C03A18EN_250807 VERTICAL : RBW:1000.000kHz VBW:0.010kHz SWT:Auto Limit Read Ant Cable Preamp Aux APos TPos Freq Level Line Margin Level Factor Loss Factor Factor Remark MHz dBuV/m dBuV/m dB dBuV dB/m dB dB dB cm deg 1 2495.02 39.59 54.00 -14.41 26.57 26.80 8.71 32.90 10.41 102 191 Average	Blank

Mode	2	
	Harmonic	
	2400-2483.5_802.11b_CH06_2437MHz	
ANT	0	
Pol.	Horizontal	Vertical
Peak Avg	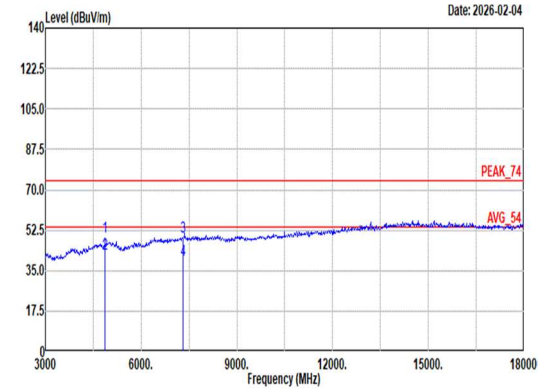 Site : 03CH21-HY Condition: PEAK_74 3m DRH18-E_LE2C03A18EN_250807 HORIZONTAL Freq Level Limit Line Margin Read Level Ant Factor Cable Loss Preamp Factor Aux Factor APos TPos Remark MHz dBuV/m dBuV/m dB dBuV dB/m dB dB dB cm deg 1 4874.00 49.90 74.00 -24.10 37.01 32.35 12.25 34.09 2.38 400 132 Peak 2 4874.00 42.13 54.00 -11.87 29.24 32.35 12.25 34.09 2.38 400 132 Average 3 7311.00 49.65 74.00 -24.35 32.91 36.67 15.05 36.38 1.40 -- -- Peak 4 7311.00 39.46 54.00 -14.54 22.72 36.67 15.05 36.38 1.40 -- -- Average	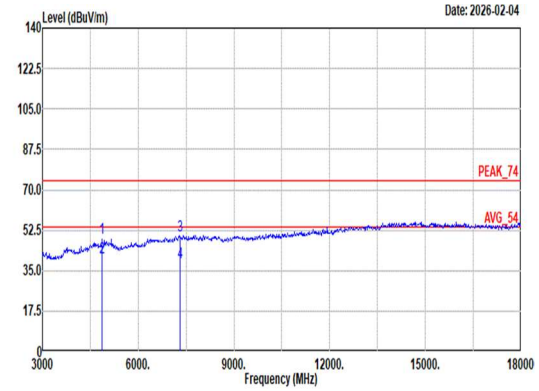 Site : 03CH21-HY Condition: PEAK_74 3m DRH18-E_LE2C03A18EN_250807 VERTICAL Freq Level Limit Line Margin Read Level Ant Factor Cable Loss Preamp Factor Aux Factor APos TPos Remark MHz dBuV/m dBuV/m dB dBuV dB/m dB dB dB cm deg 1 4874.00 49.24 74.00 -24.76 36.35 32.35 12.25 34.09 2.38 100 238 Peak 2 4874.00 40.80 54.00 -13.20 27.91 32.35 12.25 34.09 2.38 100 238 Average 3 7311.00 49.95 74.00 -24.05 33.21 36.67 15.05 36.38 1.40 -- -- Peak 4 7311.00 38.72 54.00 -15.28 21.98 36.67 15.05 36.38 1.40 -- -- Average

Mode	2	
	Harmonic	
	2400-2483.5_802.11b_CH06_2437MHz	
ANT	0	
Pol.	Horizontal	Vertical
10.6G ~18G Avg	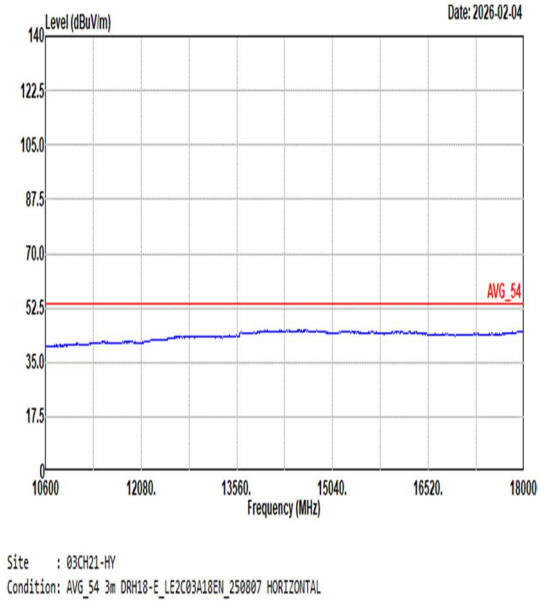	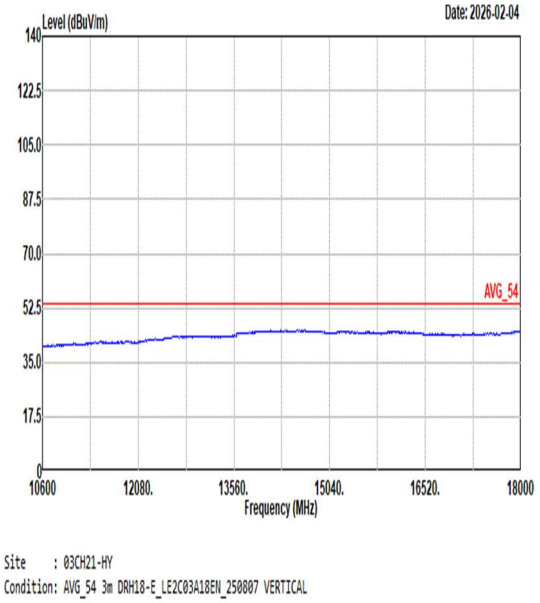

Mode	3	
	Band Edge	
	2400-2483.5_802.11b_CH11_2462MHz	
ANT	0	
Pol.	Horizontal	Fundamental
Peak	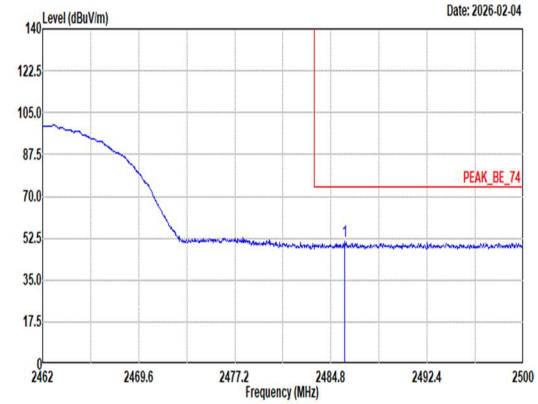 Site : 03CH21-HY Condition: PEAK_BE_74 3m DRH18-E_LE2C03A18EN_250807 HORIZONTAL : RBW:1000.000kHz VBW:3000.000kHz SWT:Auto 1 2485.86 51.01 74.00 -22.99 38.08 26.72 8.69 32.89 10.41 100 303 Peak	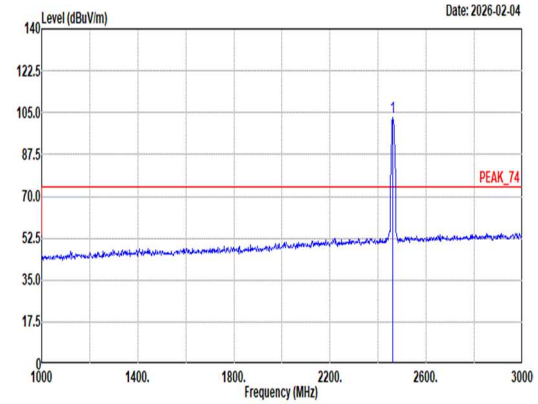 Site : 03CH21-HY Condition: PEAK_74 3m DRH18-E_LE2C03A18EN_250807 HORIZONTAL : RBW:1000.000kHz VBW:3000.000kHz SWT:Auto 1 2462.00 102.92 ------ ------ 90.07 26.68 8.64 32.88 10.41 100 303 Peak
Avg	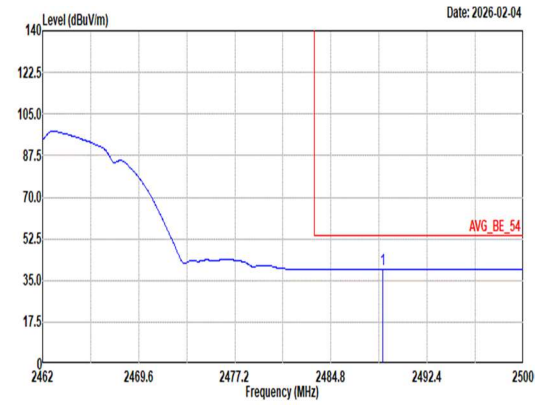 Site : 03CH21-HY Condition: AVG_BE_54 3m DRH18-E_LE2C03A18EN_250807 HORIZONTAL : RBW:1000.000kHz VBW:0.010kHz SWT:Auto 1 2488.87 39.70 54.00 -14.30 26.71 26.78 8.69 32.89 10.41 100 303 Average	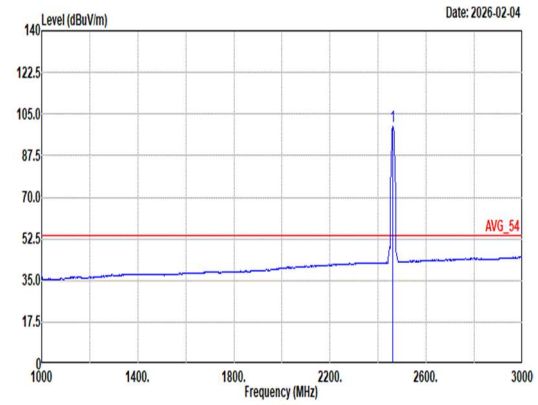 Site : 03CH21-HY Condition: AVG_54 3m DRH18-E_LE2C03A18EN_250807 HORIZONTAL : RBW:1000.000kHz VBW:0.010kHz SWT:Auto 1 2462.00 99.85 ------ ------ 86.97 26.70 8.64 32.87 10.41 100 303 Average

Mode	3	
	Band Edge	
	2400-2483.5_802.11b_CH11_2462MHz	
ANT	0	
Pol.	Vertical	Fundamental
Peak	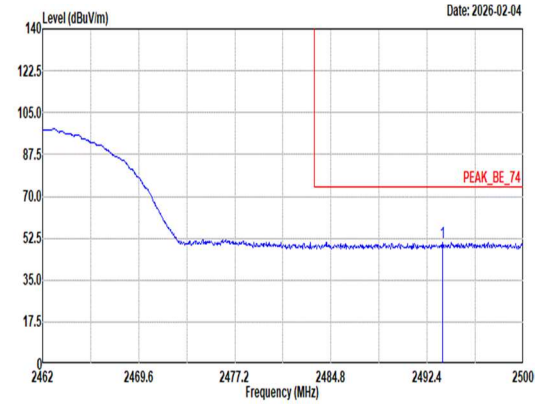 Site : 03CH21-HY Condition: PEAK_BE_74 3m DRH18-E_LE2C03A18EN_250807 VERTICAL : RBW:1000.000kHz VBW:3000.000kHz SWT:Auto 1 2493.62 50.93 74.00 -23.07 37.92 26.80 8.70 32.90 10.41 100 189 Peak	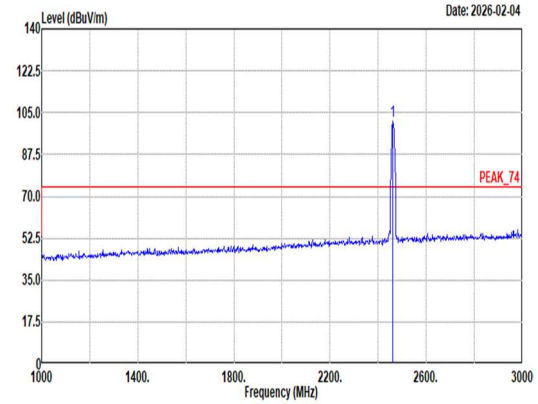 Site : 03CH21-HY Condition: PEAK_74 3m DRH18-E_LE2C03A18EN_250807 VERTICAL : RBW:1000.000kHz VBW:3000.000kHz SWT:Auto 1 2462.00 101.33 ------ ------ 88.48 26.68 8.64 32.88 10.41 100 189 Peak
Avg	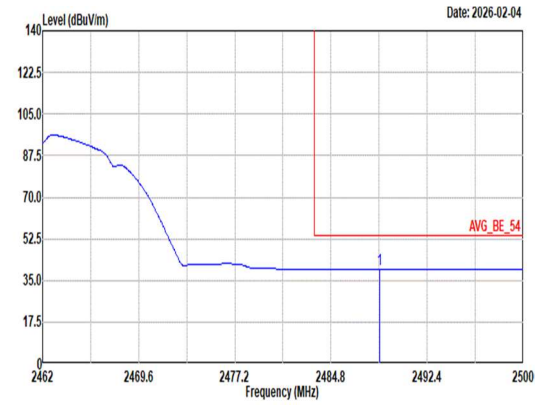 Site : 03CH21-HY Condition: AVG_BE_54 3m DRH18-E_LE2C03A18EN_250807 VERTICAL : RBW:1000.000kHz VBW:0.010kHz SWT:Auto 1 2488.64 39.63 54.00 -14.37 26.65 26.77 8.69 32.89 10.41 100 189 Average	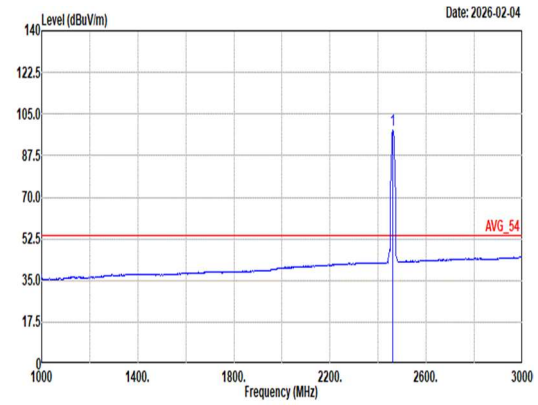 Site : 03CH21-HY Condition: AVG_54 3m DRH18-E_LE2C03A18EN_250807 VERTICAL : RBW:1000.000kHz VBW:0.010kHz SWT:Auto 1 2462.00 98.28 ------ ------ 85.40 26.70 8.64 32.87 10.41 100 189 Average