Mode	5	
	Harmonic	
	U-NII-1_5.15-5.25_802.11n HT20_CH44_5220MHz	
ANT	0	
Pol.	Horizontal	Vertical
10.6G ~18G Avg	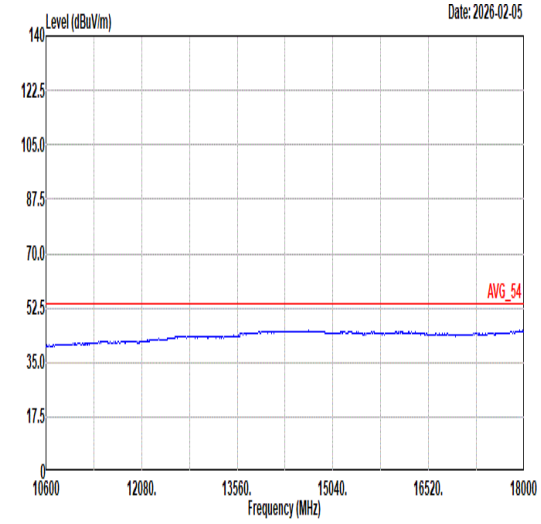 Site : 03CH21-HY Condition: AVG_54 3m DRH18-E_LE2C03A18EN_250807 HORIZONTAL	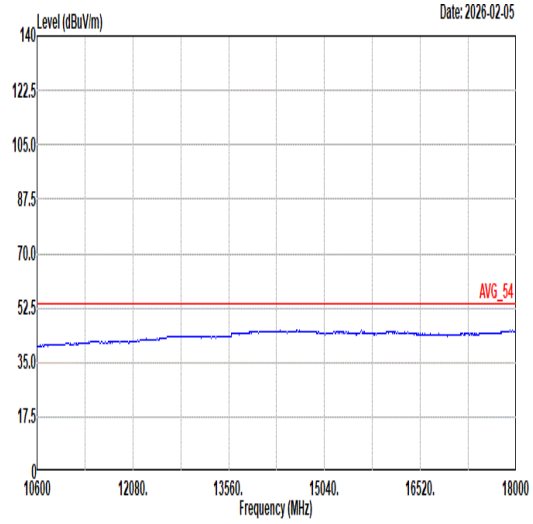 Site : 03CH21-HY Condition: AVG_54 3m DRH18-E_LE2C03A18EN_250807 VERTICAL

Mode	6	
	Band Edge - L	
	U-NII-1_5.15-5.25_802.11n HT20_CH48_5240MHz	
ANT	0	
Pol.	Horizontal	Fundamental
Peak	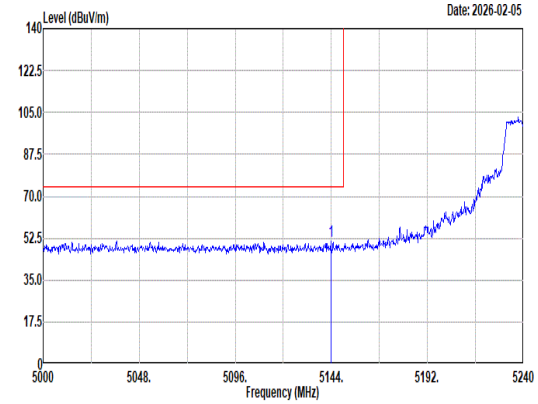 Site : 03CH21-HY Condition: PEAK_BE_74 3m DRH18-E_LE2C03A18EN_250807 HORIZONTAL : RBW:1000.000kHz VBW:3000.000kHz SWT:Auto 1 5143.76 51.28 74.00 -22.72 39.50 32.50 12.59 34.27 0.96 113 210 Peak	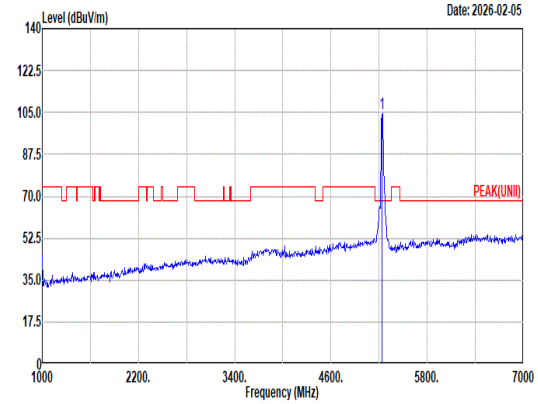 Site : 03CH21-HY Condition: PEAK(UNII) 3m DRH18-E_LE2C03A18EN_250807 HORIZONTAL : RBW:1000.000kHz VBW:3000.000kHz SWT:Auto 1 5240.00 104.75 ------ ------ 93.09 32.42 12.68 34.41 0.97 113 210 Peak
Avg	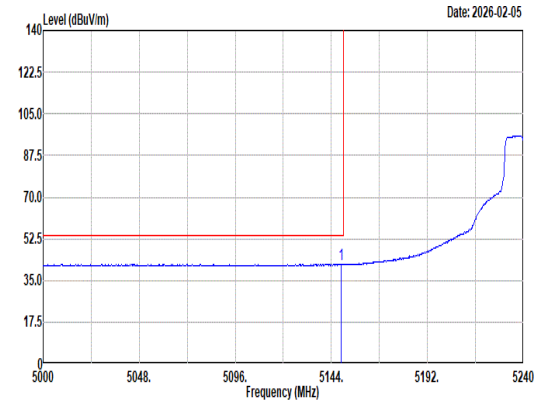 Site : 03CH21-HY Condition: AVG_BE_54 3m DRH18-E_LE2C03A18EN_250807 HORIZONTAL : RBW:1000.000kHz VBW:0.820kHz SWT:Auto 1 5148.80 41.82 54.00 -12.18 30.04 32.50 12.59 34.27 0.96 113 210 Average	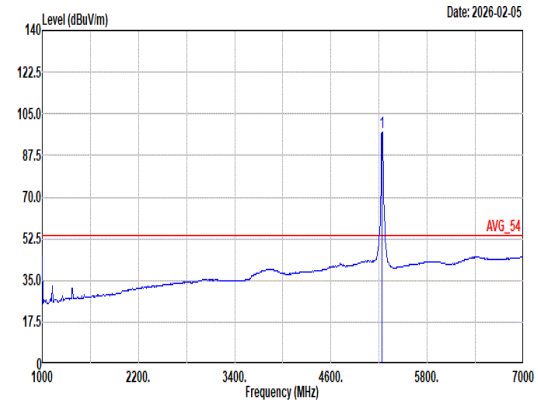 Site : 03CH21-HY Condition: AVG_54 3m DRH18-E_LE2C03A18EN_250807 HORIZONTAL : RBW:1000.000kHz VBW:0.820kHz SWT:Auto 1 5240.00 97.09 ------ ------ 85.42 32.43 12.67 34.40 0.97 113 210 Average

Mode	6	
	Band Edge - R	
	U-NII-1_5.15-5.25_802.11n HT20_CH48_5240MHz	
ANT	0	
Pol.	Horizontal	Fundamental
Peak	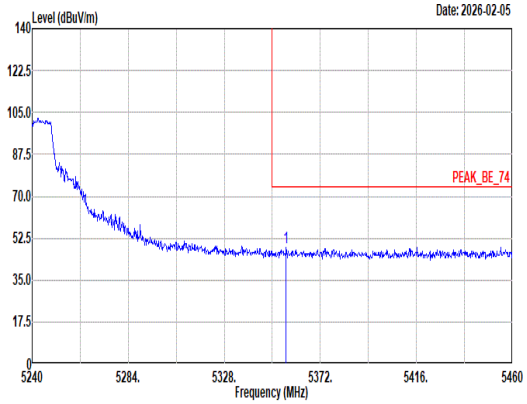 Site : 03CH21-HY Condition: PEAK_BE_74 3m DRH18-E_LE2C03A18EN_250807 HORIZONTAL : RBW:1000.000kHz VBW:3000.000kHz SWT:Auto Limit Read Ant Cable Preamp Aux APos TPos Freq Level Line Margin Level Factor Loss Factor Factor Remark MHz dBuV/m dBuV/m dB dBuV dB/m dB dB dB cm deg 1 5356.38 48.72 74.00 -25.28 37.15 32.29 12.81 34.57 1.04 113 210 Peak	Blank
Avg	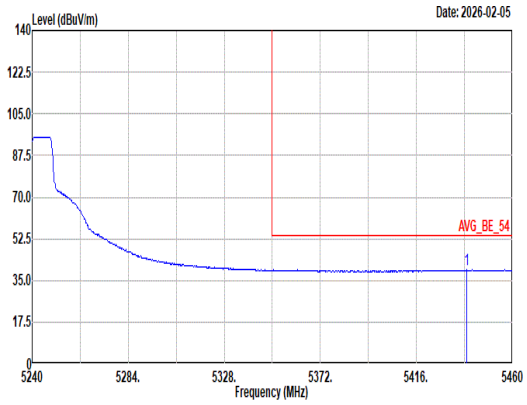 Site : 03CH21-HY Condition: AVG_BE_54 3m DRH18-E_LE2C03A18EN_250807 HORIZONTAL : RBW:1000.000kHz VBW:0.820kHz SWT:Auto Limit Read Ant Cable Preamp Aux APos TPos Freq Level Line Margin Level Factor Loss Factor Factor Remark MHz dBuV/m dBuV/m dB dBuV dB/m dB dB dB cm deg 1 5439.10 39.53 54.00 -14.47 27.93 32.36 12.90 34.69 1.03 113 210 Average	Blank

Mode	6	
	Band Edge - L	
	U-NII-1_5.15-5.25_802.11n HT20_CH48_5240MHz	
ANT	0	
Pol.	Vertical	Fundamental
Peak	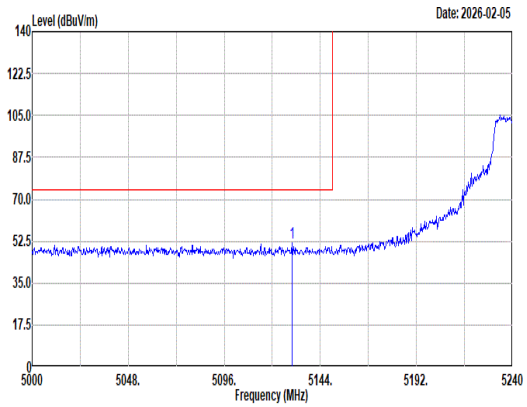 Site : 03CH21-HY Condition: PEAK_BE_74 3m DRH18-E_LE2C03A18EN_250807 VERTICAL : RBW:1000.000kHz VBW:3000.000kHz SWT:Auto 1 5129.84 51.63 74.00 -22.37 39.84 32.50 12.58 34.25 0.96 311 207 Peak	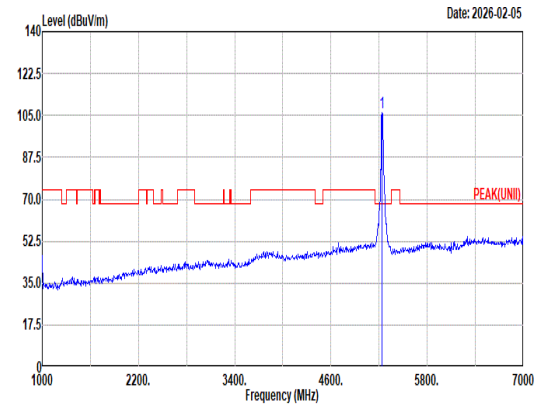 Site : 03CH21-HY Condition: PEAK(UNII) 3m DRH18-E_LE2C03A18EN_250807 VERTICAL : RBW:1000.000kHz VBW:3000.000kHz SWT:Auto 1 5240.00 106.20 ------ ------ 94.53 32.43 12.67 34.40 0.97 311 207 Peak
Avg	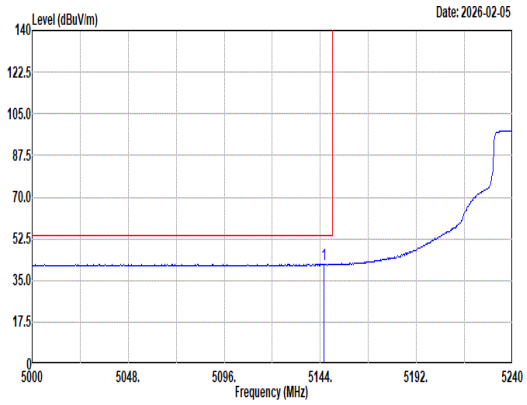 Site : 03CH21-HY Condition: AVG_BE_54 3m DRH18-E_LE2C03A18EN_250807 VERTICAL : RBW:1000.000kHz VBW:0.820kHz SWT:Auto 1 5145.68 41.86 54.00 -12.14 30.08 32.50 12.59 34.27 0.96 311 207 Average	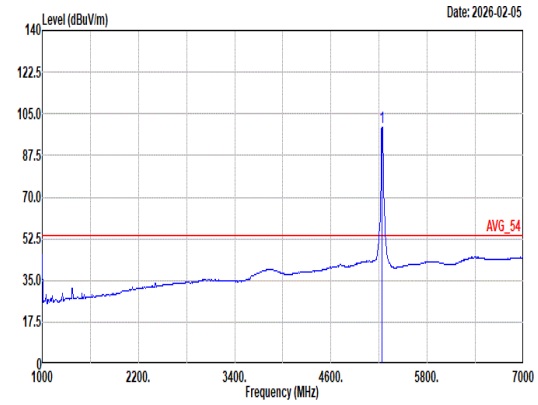 Site : 03CH21-HY Condition: AVG_54 3m DRH18-E_LE2C03A18EN_250807 VERTICAL : RBW:1000.000kHz VBW:0.820kHz SWT:Auto 1 5240.00 99.42 ------ ------ 87.75 32.43 12.67 34.40 0.97 311 207 Average

Mode	6	
	Band Edge - R	
	U-NII-1_5.15-5.25_802.11n HT20_CH48_5240MHz	
ANT	0	
Pol.	Vertical	Fundamental
Peak	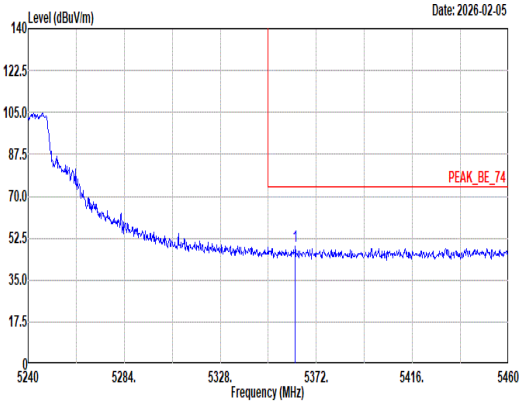 Site : 03CH21-HY Condition: PEAK_BE_74 3m DRH18-E_LE2C03A18EN_250807 VERTICAL : RBW:1000.000kHz VBW:3000.000kHz SWT:Auto Limit Read Ant Cable Preamp Aux APos TPos Freq Level Line Margin Level Factor Loss Factor Factor Remark MHz dBuV/m dBuV/m dB dBuV dB/m dB dB dB cm deg 1 5362.32 48.89 74.00 -25.11 37.33 32.28 12.82 34.58 1.04 311 207 Peak	Blank
Avg	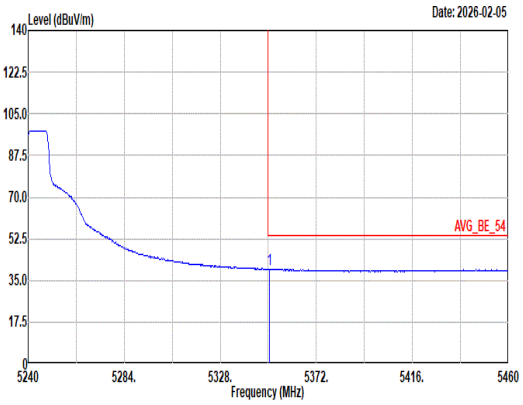 Site : 03CH21-HY Condition: AVG_BE_54 3m DRH18-E_LE2C03A18EN_250807 VERTICAL : RBW:1000.000kHz VBW:0.820kHz SWT:Auto Limit Read Ant Cable Preamp Aux APos TPos Freq Level Line Margin Level Factor Loss Factor Factor Remark MHz dBuV/m dBuV/m dB dBuV dB/m dB dB dB cm deg 1 5350.66 39.74 54.00 -14.26 28.17 32.30 12.80 34.56 1.03 311 207 Average	Blank

Mode	6	
	Harmonic	
	U-NII-1_5.15-5.25_802.11n HT20_CH48_5240MHz	
ANT	0	
Pol.	Horizontal	Vertical
Peak Avg	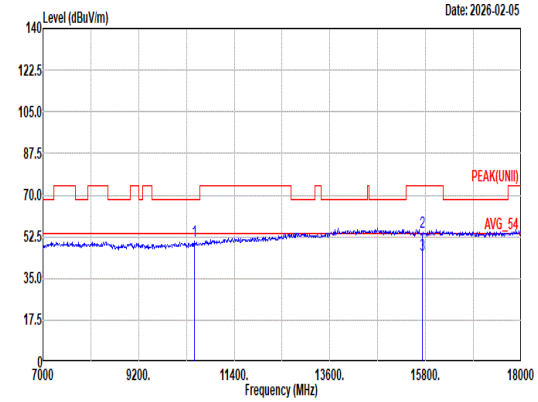 Site : 03CH21-HY Condition: PEAK(UNII) 3m DRH18-E_LE2C03A18EN_250807 HORIZONTAL Freq Level Limit Line Margin Read Level Ant Factor Cable Loss Preamp Factor Aux Factor APos TPos Remark MHz dBuV/m dBuV/m dB dBuV dB/m dB dB dB cm deg 1 10480.00 50.75 68.20 -17.45 33.51 37.26 18.07 39.89 1.80 -- -- Peak 2 15720.00 54.65 74.00 -19.35 35.22 40.80 22.62 46.13 2.14 -- -- Peak 3 15720.00 44.79 54.00 -9.21 25.36 40.80 22.62 46.13 2.14 -- -- Average	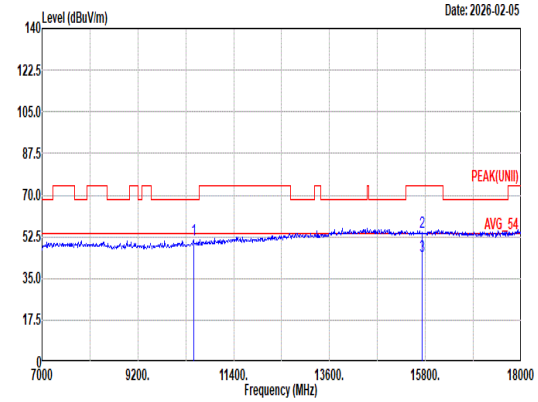 Site : 03CH21-HY Condition: PEAK(UNII) 3m DRH18-E_LE2C03A18EN_250807 VERTICAL Freq Level Limit Line Margin Read Level Ant Factor Cable Loss Preamp Factor Aux Factor APos TPos Remark MHz dBuV/m dBuV/m dB dBuV dB/m dB dB dB cm deg 1 10480.00 51.33 68.20 -16.87 34.09 37.26 18.07 39.89 1.80 -- -- Peak 2 15720.00 54.28 74.00 -19.72 34.85 40.80 22.62 46.13 2.14 -- -- Peak 3 15720.00 44.35 54.00 -9.65 24.92 40.80 22.62 46.13 2.14 -- -- Average

Mode	6	
	Harmonic	
	U-NII-1_5.15-5.25_802.11n HT20_CH48_5240MHz	
ANT	0	
Pol.	Horizontal	Vertical
10.6G ~18G Avg	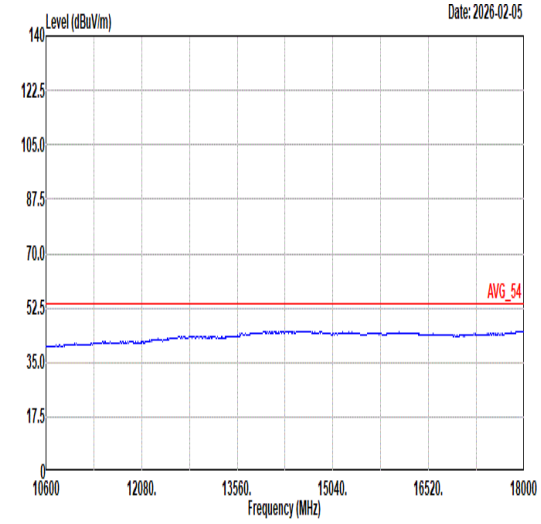 Site : 03CH21-HY Condition: AVG_54 3m DRH18-E_LE2C03A18EN_250807 HORIZONTAL	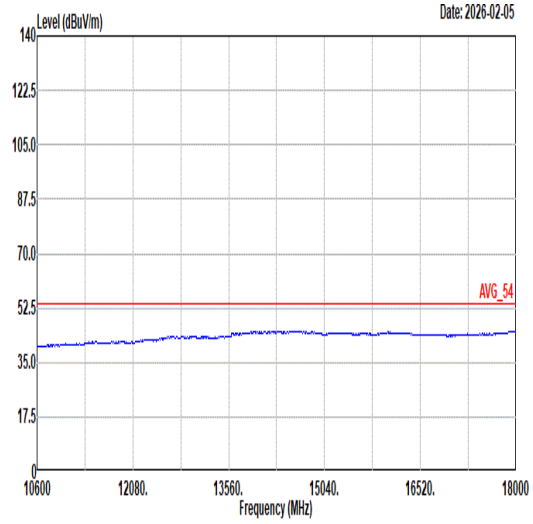 Site : 03CH21-HY Condition: AVG_54 3m DRH18-E_LE2C03A18EN_250807 VERTICAL

Mode	7	
	Band Edge - L	
	U-NII-1_5.15-5.25_802.11n HT40_CH38_5190MHz	
ANT	0	
Pol.	Horizontal	Fundamental
Peak	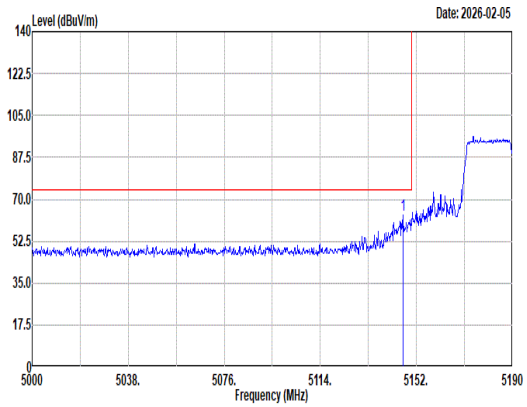 Site : 03CH21-HY Condition: PEAK_BE_74 3m DRH18-E_LE2C03A18EN_250807 HORIZONTAL : RBW:1000.000kHz VBW:3000.000kHz SWT:Auto 1 5146.68 63.15 74.00 -10.85 51.37 32.50 12.59 34.27 0.96 100 197 Peak	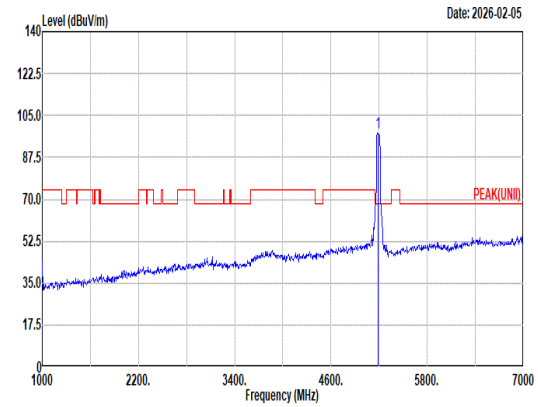 Site : 03CH21-HY Condition: PEAK(UNII) 3m DRH18-E_LE2C03A18EN_250807 HORIZONTAL : RBW:1000.000kHz VBW:3000.000kHz SWT:Auto 1 5190.00 97.56 ------ ------ 85.81 32.50 12.62 34.32 0.95 100 197 Peak
Avg	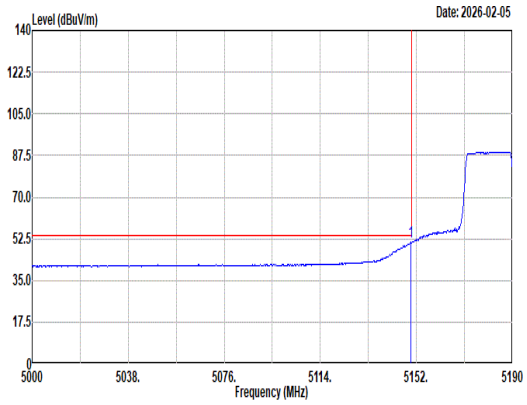 Site : 03CH21-HY Condition: AVG_BE_54 3m DRH18-E_LE2C03A18EN_250807 HORIZONTAL : RBW:1000.000kHz VBW:0.820kHz SWT:Auto 1 5149.91 51.29 54.00 -2.71 39.52 32.50 12.59 34.28 0.96 100 197 Average	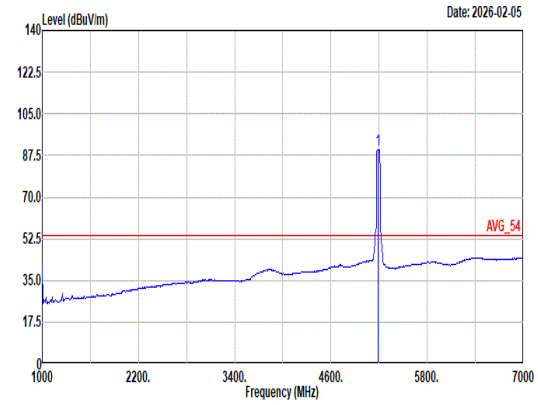 Site : 03CH21-HY Condition: AVG_54 3m DRH18-E_LE2C03A18EN_250807 HORIZONTAL : RBW:1000.000kHz VBW:0.820kHz SWT:Auto 1 5190.00 90.06 ------ ------ 78.32 32.50 12.63 34.34 0.95 100 197 Average

Mode	7	
	Band Edge - R	
	U-NII-1_5.15-5.25_802.11n HT40_CH38_5190MHz	
ANT	0	
Pol.	Horizontal	Fundamental
Peak	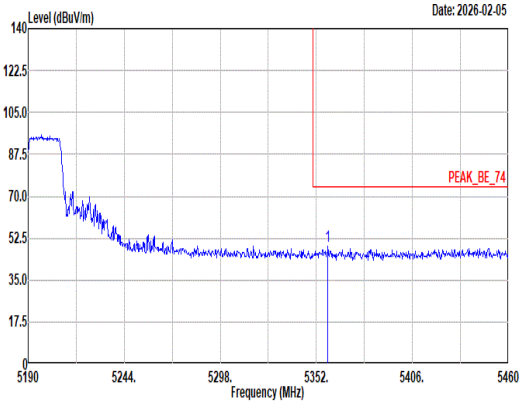 Site : 03CH21-HY Condition: PEAK_BE_74 3m DRH18-E_LE2C03A18EN_250807 HORIZONTAL : RBW:1000.000kHz VBW:3000.000kHz SWT:Auto Freq Level Limit Line Margin Read Level Ant Factor Cable Loss Preamp Factor Aux Factor APos TPos Remark MHz dBuV/m dBuV/m dB dBuV dB/m dB dB dB cm deg 1 5358.48 49.02 74.00 -24.98 37.47 32.28 12.81 34.58 1.04 100 197 Peak	Blank
Avg	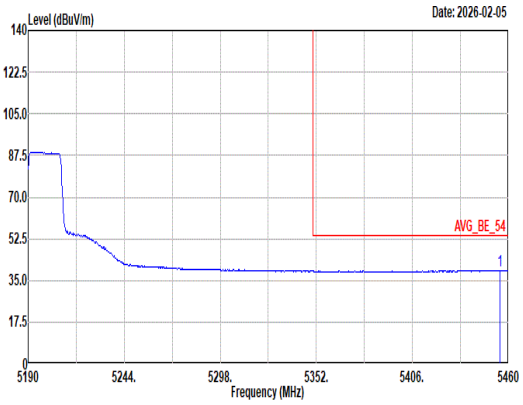 Site : 03CH21-HY Condition: AVG_BE_54 3m DRH18-E_LE2C03A18EN_250807 HORIZONTAL : RBW:1000.000kHz VBW:0.820kHz SWT:Auto Freq Level Limit Line Margin Read Level Ant Factor Cable Loss Preamp Factor Aux Factor APos TPos Remark MHz dBuV/m dBuV/m dB dBuV dB/m dB dB dB cm deg 1 5455.41 39.30 54.00 -14.70 27.67 32.41 12.92 34.72 1.02 100 197 Average	Blank

Mode	7	
	Band Edge - L	
	U-NII-1_5.15-5.25_802.11n HT40_CH38_5190MHz	
ANT	0	
Pol.	Vertical	Fundamental
Peak	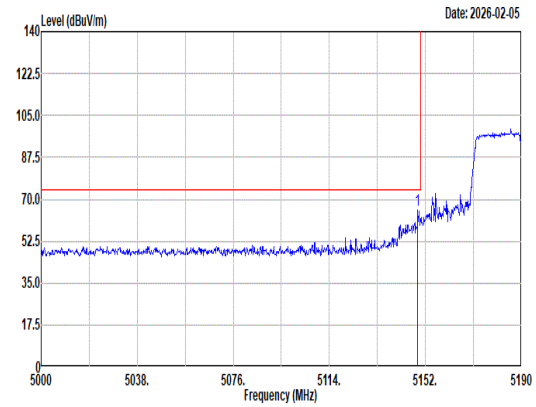 Site : 03CH21-HY Condition: PEAK_BE_74 3m DRH18-E_LE2C03A18EN_250807 VERTICAL : RBW:1000.000kHz VBW:3000.000kHz SWT:Auto Freq Level Limit Line Margin Read Level Ant Factor Cable Loss Preamp Factor Aux Factor APos TPos Remark MHz dBuV/m dBuV/m dB dBuV dB/m dB dB dB cm deg 1 5148.96 65.30 74.00 -8.70 53.52 32.50 12.59 34.27 0.96 398 213 Peak	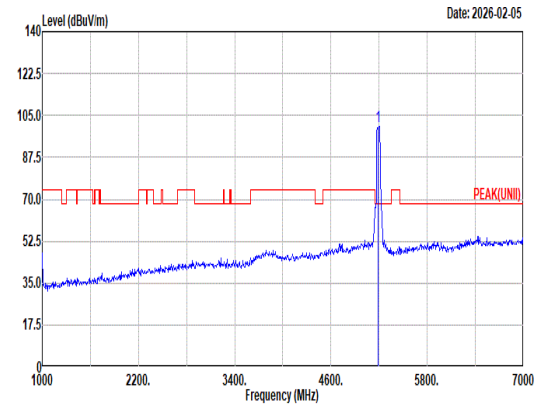 Site : 03CH21-HY Condition: PEAK(UNII) 3m DRH18-E_LE2C03A18EN_250807 VERTICAL : RBW:1000.000kHz VBW:3000.000kHz SWT:Auto Freq Level Limit Line Margin Read Level Ant Factor Cable Loss Preamp Factor Aux Factor APos TPos Remark MHz dBuV/m dBuV/m dB dBuV dB/m dB dB dB cm deg 1 5190.00 100.62 ------ ------ 88.88 32.50 12.63 34.34 0.95 398 213 Peak
Avg	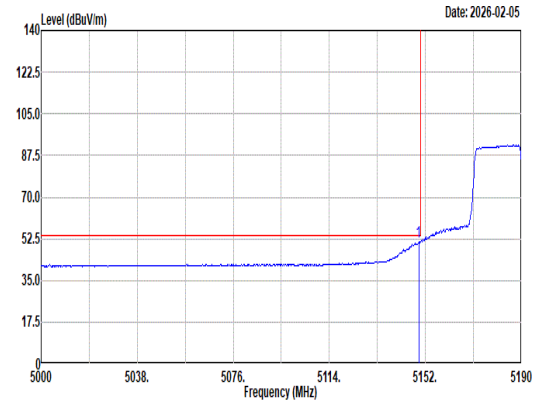 Site : 03CH21-HY Condition: AVG_BE_54 3m DRH18-E_LE2C03A18EN_250807 VERTICAL : RBW:1000.000kHz VBW:0.820kHz SWT:Auto Freq Level Limit Line Margin Read Level Ant Factor Cable Loss Preamp Factor Aux Factor APos TPos Remark MHz dBuV/m dBuV/m dB dBuV dB/m dB dB dB cm deg 1 5149.34 51.34 54.00 -2.66 39.57 32.50 12.59 34.28 0.96 398 213 Average	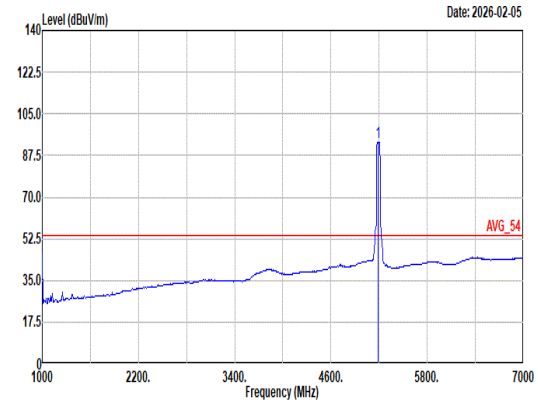 Site : 03CH21-HY Condition: AVG_54 3m DRH18-E_LE2C03A18EN_250807 VERTICAL : RBW:1000.000kHz VBW:0.820kHz SWT:Auto Freq Level Limit Line Margin Read Level Ant Factor Cable Loss Preamp Factor Aux Factor APos TPos Remark MHz dBuV/m dBuV/m dB dBuV dB/m dB dB dB cm deg 1 5190.00 93.15 ------ ------ 81.41 32.50 12.63 34.34 0.95 398 213 Average

Mode	7	
	Band Edge - R	
	U-NII-1_5.15-5.25_802.11n HT40_CH38_5190MHz	
ANT	0	
Pol.	Vertical	Fundamental
Peak	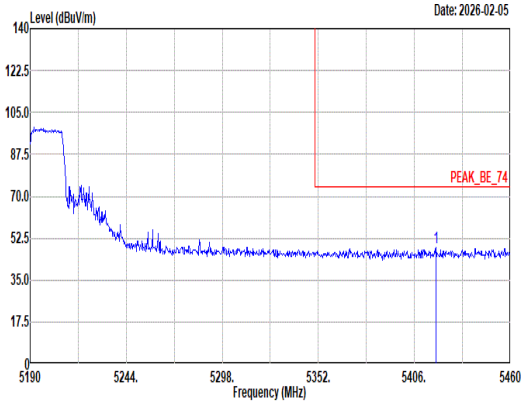 Site : 03CH21-HY Condition: PEAK_BE_74 3m DRH18-E_LE2C03A18EN_250807 VERTICAL : RBW:1000.000kHz VBW:3000.000kHz SWT:Auto Limit Read Ant Cable Preamp Aux APos TPos Freq Level Line Margin Level Factor Loss Factor Factor Remark MHz dBuV/m dBuV/m dB dBuV dB/m dB dB dB cm deg 1 5418.15 48.47 74.00 -25.53 36.93 32.27 12.88 34.66 1.05 398 213 Peak	Blank
Avg	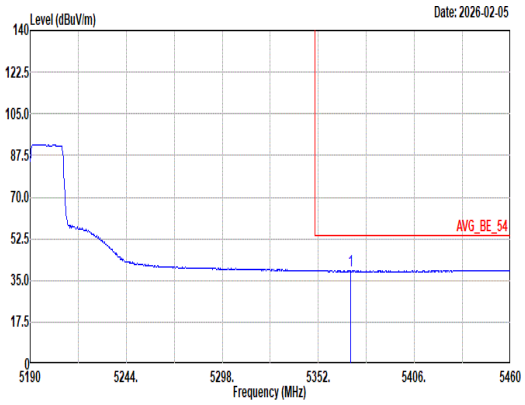 Site : 03CH21-HY Condition: AVG_BE_54 3m DRH18-E_LE2C03A18EN_250807 VERTICAL : RBW:1000.000kHz VBW:0.820kHz SWT:Auto Limit Read Ant Cable Preamp Aux APos TPos Freq Level Line Margin Level Factor Loss Factor Factor Remark MHz dBuV/m dBuV/m dB dBuV dB/m dB dB dB cm deg 1 5370.36 39.36 54.00 -14.64 27.82 32.26 12.83 34.59 1.04 398 213 Average	Blank

Mode	8	
	Band Edge - L	
	U-NII-1_5.15-5.25_802.11n HT40_CH46_5230MHz	
ANT	0	
Pol.	Horizontal	Fundamental
Peak	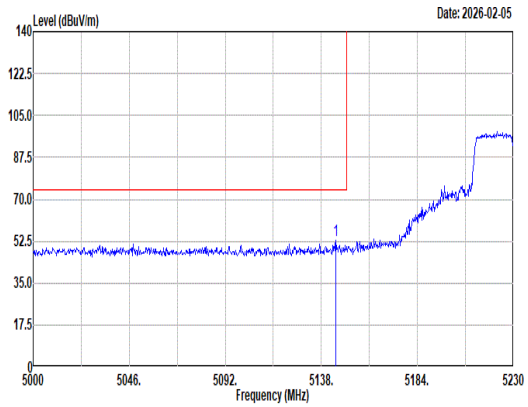 Site : 03CH21-HY Condition: PEAK_BE_74 3m DRH18-E_LE2C03A18EN_250807 HORIZONTAL : RBW:1000.000kHz VBW:3000.000kHz SWT:Auto Freq Level Limit Line Margin Read Level Ant Factor Cable Loss Preamp Factor Aux Factor APos TPos Remark MHz dBuV/m dBuV/m dB dBuV dB/m dB dB dB cm deg 1 5144.90 52.72 74.00 -21.28 40.94 32.50 12.59 34.27 0.96 100 208 Peak	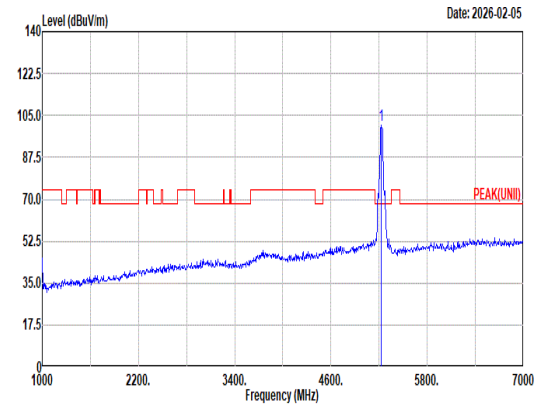 Site : 03CH21-HY Condition: PEAK(UNII) 3m DRH18-E_LE2C03A18EN_250807 HORIZONTAL : RBW:1000.000kHz VBW:3000.000kHz SWT:Auto Freq Level Limit Line Margin Read Level Ant Factor Cable Loss Preamp Factor Aux Factor APos TPos Remark MHz dBuV/m dBuV/m dB dBuV dB/m dB dB dB cm deg 1 5230.00 101.09 ------ ------ 89.40 32.45 12.66 34.38 0.96 100 208 Peak
Avg	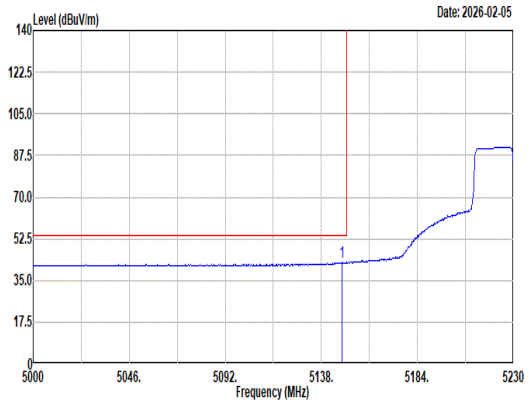 Site : 03CH21-HY Condition: AVG_BE_54 3m DRH18-E_LE2C03A18EN_250807 HORIZONTAL : RBW:1000.000kHz VBW:0.820kHz SWT:Auto Freq Level Limit Line Margin Read Level Ant Factor Cable Loss Preamp Factor Aux Factor APos TPos Remark MHz dBuV/m dBuV/m dB dBuV dB/m dB dB dB cm deg 1 5147.89 42.56 54.00 -11.44 30.78 32.50 12.59 34.27 0.96 100 208 Average	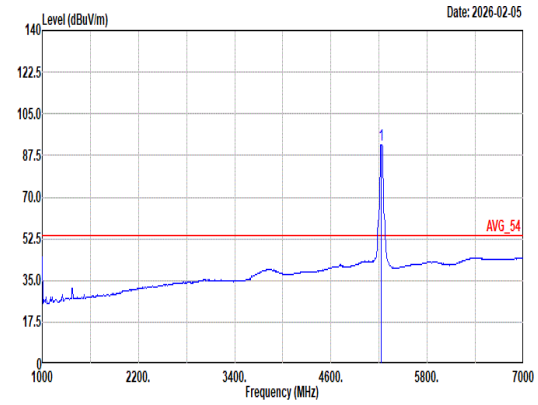 Site : 03CH21-HY Condition: AVG_54 3m DRH18-E_LE2C03A18EN_250807 HORIZONTAL : RBW:1000.000kHz VBW:0.820kHz SWT:Auto Freq Level Limit Line Margin Read Level Ant Factor Cable Loss Preamp Factor Aux Factor APos TPos Remark MHz dBuV/m dBuV/m dB dBuV dB/m dB dB dB cm deg 1 5230.00 92.18 ------ ------ 80.49 32.45 12.66 34.38 0.96 100 208 Average

Mode	8	
	Band Edge - R	
	U-NII-1_5.15-5.25_802.11n HT40_CH46_5230MHz	
ANT	0	
Pol.	Horizontal	Fundamental
Peak	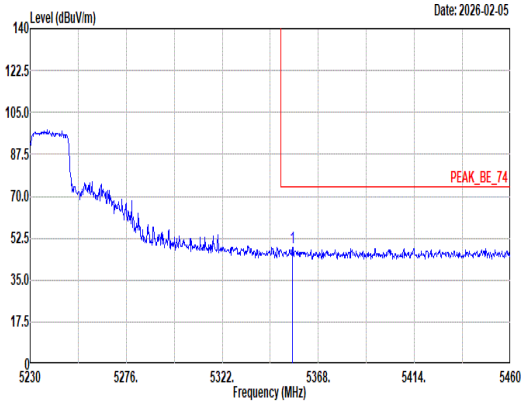 Site : 03CH21-HY Condition: PEAK_BE_74 3m DRH18-E_LE2C03A18EN_250807 HORIZONTAL : RBW:1000.000kHz VBW:3000.000kHz SWT:Auto Limit Read Ant Cable Preamp Aux APos TPos Freq Level Line Margin Level Factor Loss Factor Factor Remark MHz dBuV/m dBuV/m dB dBuV dB/m dB dB dB cm deg 1 5355.58 48.59 74.00 -25.41 37.02 32.29 12.81 34.57 1.04 100 208 Peak	Blank
Avg	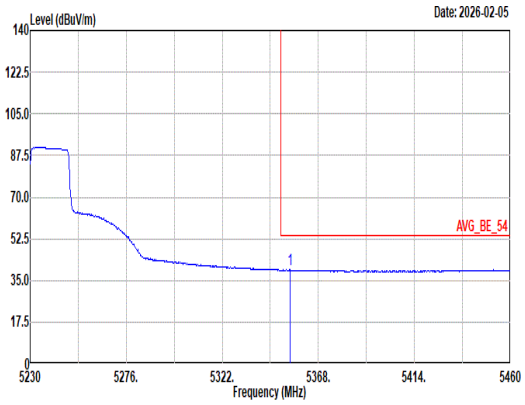 Site : 03CH21-HY Condition: AVG_BE_54 3m DRH18-E_LE2C03A18EN_250807 HORIZONTAL : RBW:1000.000kHz VBW:0.820kHz SWT:Auto Limit Read Ant Cable Preamp Aux APos TPos Freq Level Line Margin Level Factor Loss Factor Factor Remark MHz dBuV/m dBuV/m dB dBuV dB/m dB dB dB cm deg 1 5354.66 39.53 54.00 -14.47 27.96 32.29 12.81 34.57 1.04 100 208 Average	Blank

Mode	8	
	Band Edge - L	
	U-NII-1_5.15-5.25_802.11n HT40_CH46_5230MHz	
ANT	0	
Pol.	Vertical	Fundamental
Peak	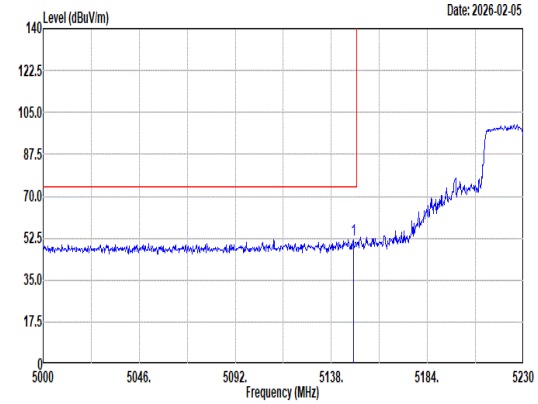 Site : 03CH21-HY Condition: PEAK_BE_74 3m DRH18-E_LE2C03A18EN_250807 VERTICAL : RBW:1000.000kHz VBW:3000.000kHz SWT:Auto Freq Level Limit Line Margin Read Level Ant Factor Cable Loss Preamp Factor Aux Factor APos TPos Remark MHz dBuV/m dBuV/m dB dBuV dB/m dB dB dB cm deg 1 5148.58 51.92 74.00 -22.08 40.14 32.50 12.59 34.27 0.96 310 218 Peak	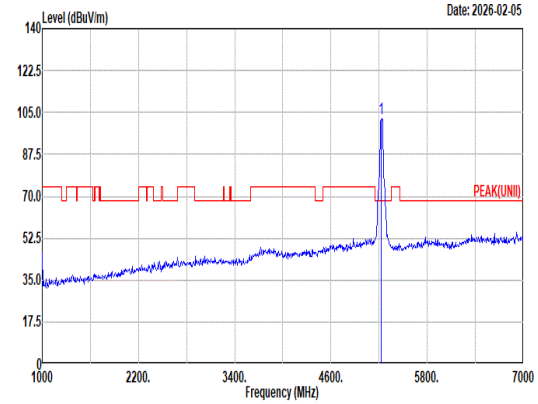 Site : 03CH21-HY Condition: PEAK(UNII) 3m DRH18-E_LE2C03A18EN_250807 VERTICAL : RBW:1000.000kHz VBW:3000.000kHz SWT:Auto Freq Level Limit Line Margin Read Level Ant Factor Cable Loss Preamp Factor Aux Factor APos TPos Remark MHz dBuV/m dBuV/m dB dBuV dB/m dB dB dB cm deg 1 5230.00 102.44 ------ ------ 90.77 32.43 12.67 34.40 0.97 310 218 Peak
Avg	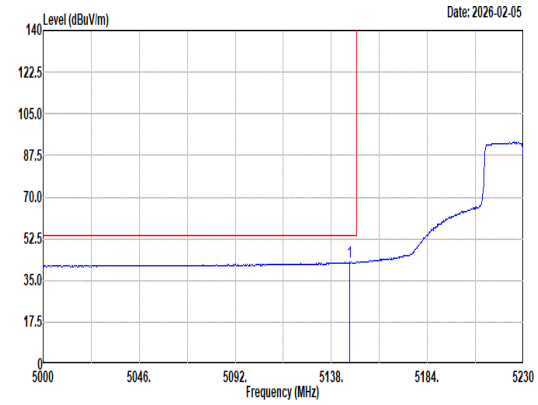 Site : 03CH21-HY Condition: AVG_BE_54 3m DRH18-E_LE2C03A18EN_250807 VERTICAL : RBW:1000.000kHz VBW:0.820kHz SWT:Auto Freq Level Limit Line Margin Read Level Ant Factor Cable Loss Preamp Factor Aux Factor APos TPos Remark MHz dBuV/m dBuV/m dB dBuV dB/m dB dB dB cm deg 1 5146.74 42.69 54.00 -11.31 30.91 32.50 12.59 34.27 0.96 310 218 Average	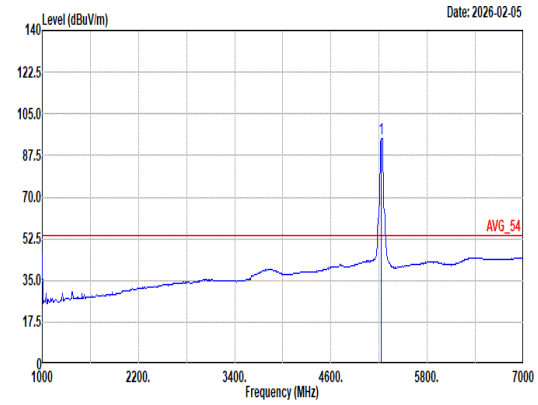 Site : 03CH21-HY Condition: AVG_54 3m DRH18-E_LE2C03A18EN_250807 VERTICAL : RBW:1000.000kHz VBW:0.820kHz SWT:Auto Freq Level Limit Line Margin Read Level Ant Factor Cable Loss Preamp Factor Aux Factor APos TPos Remark MHz dBuV/m dBuV/m dB dBuV dB/m dB dB dB cm deg 1 5230.00 94.70 ------ ------ 83.03 32.43 12.67 34.40 0.97 310 218 Average

Mode	8	
	Band Edge - R	
	U-NII-1_5.15-5.25_802.11n HT40_CH46_5230MHz	
ANT	0	
Pol.	Vertical	Fundamental
Peak	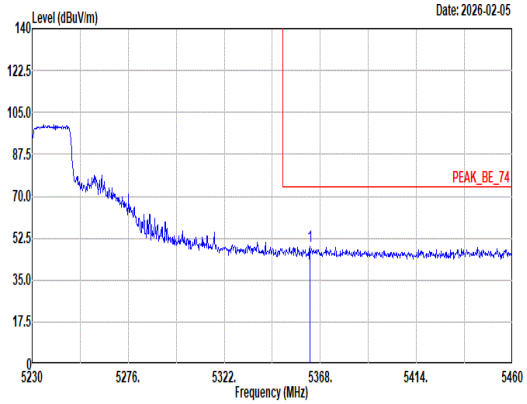 Site : 03CH21-HY Condition: PEAK_BE_74 3m DRH18-E_LE2C03A18EN_250807 VERTICAL : RBW:1000.000kHz VBW:3000.000kHz SWT:Auto Limit Read Ant Cable Preamp Aux APos TPos Freq Level Line Margin Level Factor Loss Factor Factor Remark MHz dBuV/m dBuV/m dB dBuV dB/m dB dB dB cm deg 1 5362.94 48.94 74.00 -25.06 37.39 32.27 12.82 34.58 1.04 310 218 Peak	Blank
Avg	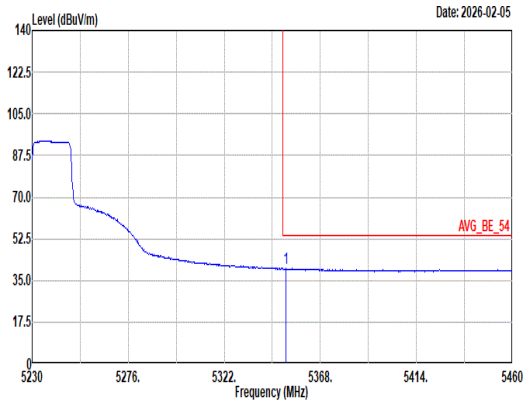 Site : 03CH21-HY Condition: AVG_BE_54 3m DRH18-E_LE2C03A18EN_250807 VERTICAL : RBW:1000.000kHz VBW:0.820kHz SWT:Auto Limit Read Ant Cable Preamp Aux APos TPos Freq Level Line Margin Level Factor Loss Factor Factor Remark MHz dBuV/m dBuV/m dB dBuV dB/m dB dB dB cm deg 1 5351.67 39.97 54.00 -14.03 28.41 32.30 12.80 34.57 1.03 310 218 Average	Blank

Mode	9	
	Band Edge - L	
	U-NII-1_5.15-5.25_802.11ac VHT80_CH42_5210MHz	
ANT	0	
Pol.	Horizontal	Fundamental
Peak	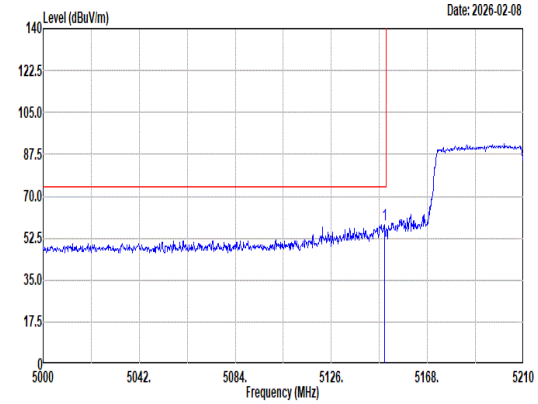 Site : 03CH21-HY Condition: PEAK_BE_74 3m DRH18-E_LE2C03A18EN_250807 HORIZONTAL : RBW:1000.000kHz VBW:3000.000kHz SWT:Auto 1 5149.31 58.17 74.00 -15.83 46.40 32.50 12.59 34.28 0.96 100 202 Peak	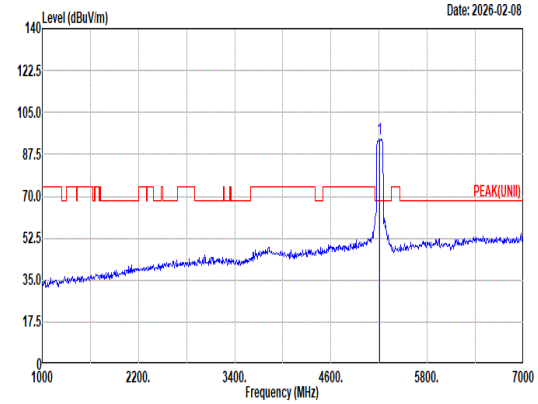 Site : 03CH21-HY Condition: PEAK(UNII) 3m DRH18-E_LE2C03A18EN_250807 HORIZONTAL : RBW:1000.000kHz VBW:3000.000kHz SWT:Auto 1 5210.00 94.15 ------ ------ 82.46 32.45 12.66 34.38 0.96 100 202 Peak
Avg	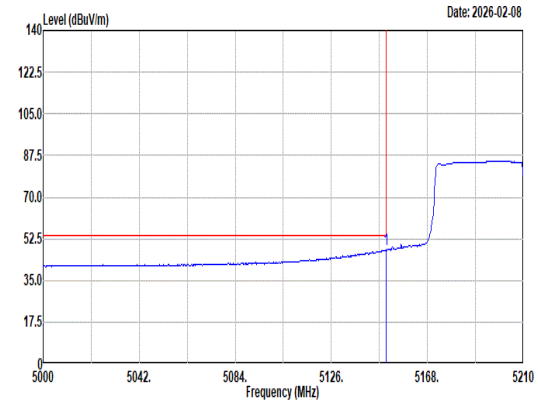 Site : 03CH21-HY Condition: AVG_BE_54 3m DRH18-E_LE2C03A18EN_250807 HORIZONTAL : RBW:1000.000kHz VBW:0.910kHz SWT:Auto 1 5149.94 47.81 54.00 -6.19 36.04 32.50 12.59 34.28 0.96 100 202 Average	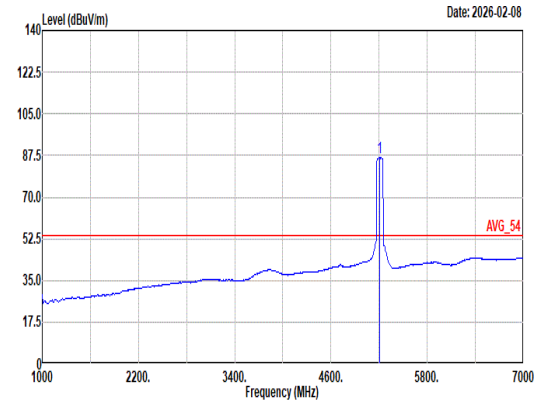 Site : 03CH21-HY Condition: AVG_54 3m DRH18-E_LE2C03A18EN_250807 HORIZONTAL : RBW:1000.000kHz VBW:0.910kHz SWT:Auto 1 5210.00 86.83 ------ ------ 75.14 32.45 12.66 34.38 0.96 100 202 Average

Mode	9	
	Band Edge - R	
	U-NII-1_5.15-5.25_802.11ac VHT80_CH42_5210MHz	
ANT	0	
Pol.	Horizontal	Fundamental
Peak	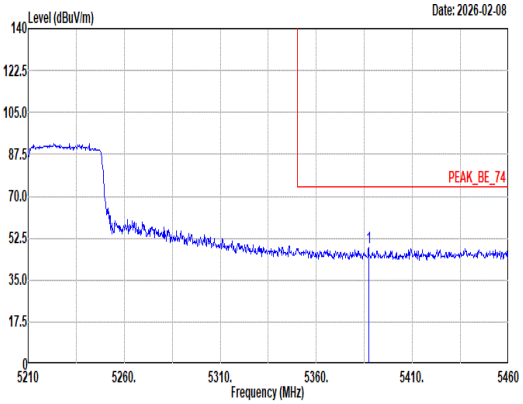 Site : 03CH21-HY Condition: PEAK_BE_74 3m DRH18-E_LE2C03A18EN_250807 HORIZONTAL : RBW:1000.000kHz VBW:3000.000kHz SWT:Auto Limit Read Ant Cable Preamp Aux APos TPos Freq Level Line Margin Level Factor Loss Factor Factor Remark MHz dBuV/m dBuV/m dB dBuV dB/m dB dB dB cm deg 1 5387.25 48.41 74.00 -25.59 36.90 32.23 12.85 34.62 1.05 100 202 Peak	Blank
Avg	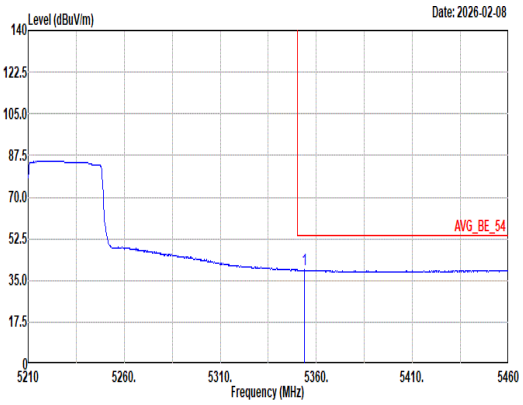 Site : 03CH21-HY Condition: AVG_BE_54 3m DRH18-E_LE2C03A18EN_250807 HORIZONTAL : RBW:1000.000kHz VBW:0.910kHz SWT:Auto Limit Read Ant Cable Preamp Aux APos TPos Freq Level Line Margin Level Factor Loss Factor Factor Remark MHz dBuV/m dBuV/m dB dBuV dB/m dB dB dB cm deg 1 5353.75 39.44 54.00 -14.56 27.88 32.29 12.81 34.57 1.03 100 202 Average	Blank

Mode	9	
	Band Edge - L	
	U-NII-1_5.15-5.25_802.11ac VHT80_CH42_5210MHz	
ANT	0	
Pol.	Vertical	Fundamental
Peak	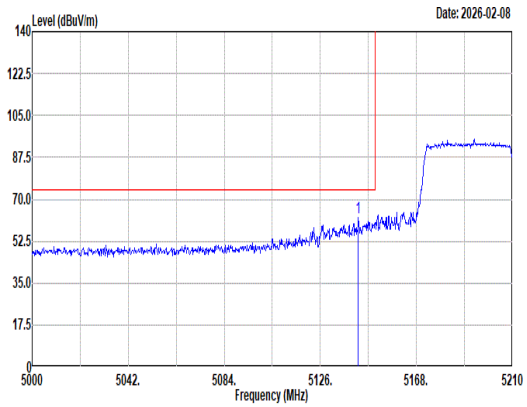 Site : 03CH21-HY Condition: PEAK_BE_74 3m DRH18-E_LE2C03A18EN_250807 VERTICAL : RBW:1000.000kHz VBW:3000.000kHz SWT:Auto 1 5142.59 62.39 74.00 -11.61 50.61 32.50 12.59 34.27 0.96 338 208 Peak	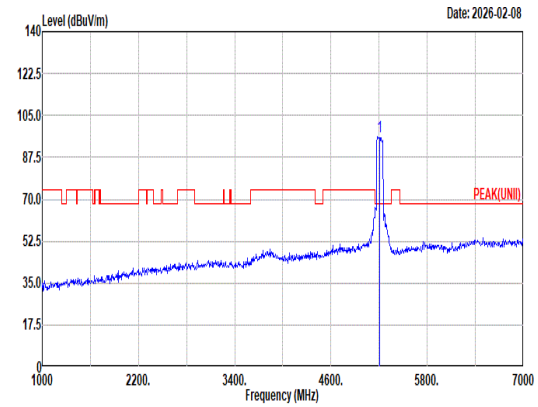 Site : 03CH21-HY Condition: PEAK(UNII) 3m DRH18-E_LE2C03A18EN_250807 VERTICAL : RBW:1000.000kHz VBW:3000.000kHz SWT:Auto 1 5210.00 95.95 ------ ------ 84.20 32.50 12.62 34.32 0.95 338 208 Peak
Avg	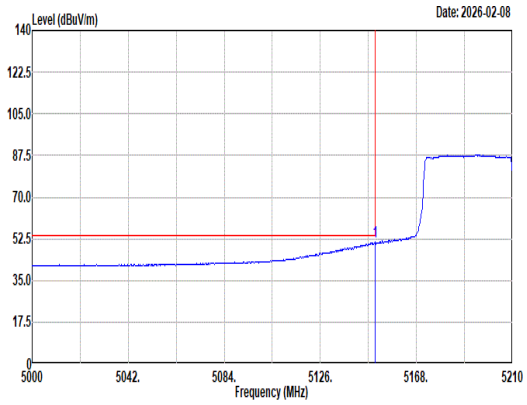 Site : 03CH21-HY Condition: AVG_BE_54 3m DRH18-E_LE2C03A18EN_250807 VERTICAL : RBW:1000.000kHz VBW:0.910kHz SWT:Auto 1 5149.94 51.05 54.00 -2.95 39.28 32.50 12.59 34.28 0.96 338 208 Average	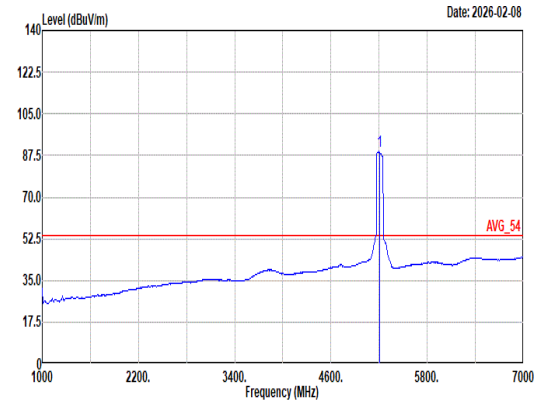 Site : 03CH21-HY Condition: AVG_54 3m DRH18-E_LE2C03A18EN_250807 VERTICAL : RBW:1000.000kHz VBW:0.910kHz SWT:Auto 1 5210.00 89.05 ------ ------ 77.31 32.50 12.63 34.34 0.95 338 208 Average

Mode	9	
	Band Edge - R	
	U-NII-1_5.15-5.25_802.11ac VHT80_CH42_5210MHz	
ANT	0	
Pol.	Vertical	Fundamental
Peak	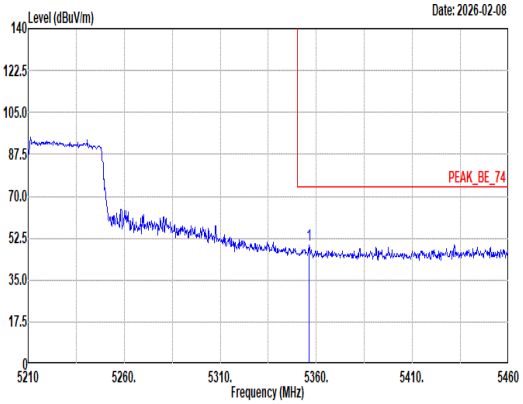 Site : 03CH21-HY Condition: PEAK_BE_74 3m DRH18-E_LE2C03A18EN_250807 VERTICAL : RBW:1000.000kHz VBW:3000.000kHz SWT:Auto Limit Read Ant Cable Preamp Aux APos TPos Freq Level Line Margin Level Factor Loss Factor Factor Remark MHz dBuV/m dBuV/m dB dBuV dB/m dB dB dB cm deg 1 5356.25 49.92 74.00 -24.08 38.35 32.29 12.81 34.57 1.04 338 208 Peak	Blank
Avg	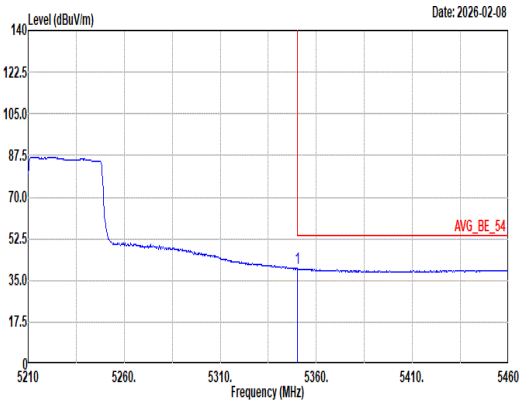 Site : 03CH21-HY Condition: AVG_BE_54 3m DRH18-E_LE2C03A18EN_250807 VERTICAL : RBW:1000.000kHz VBW:0.910kHz SWT:Auto Limit Read Ant Cable Preamp Aux APos TPos Freq Level Line Margin Level Factor Loss Factor Factor Remark MHz dBuV/m dBuV/m dB dBuV dB/m dB dB dB cm deg 1 5350.25 39.98 54.00 -14.02 28.41 32.30 12.80 34.56 1.03 338 208 Average	Blank

Mode	9	
	Harmonic	
	U-NII-1_5.15-5.25_802.11ac VHT80_CH42_5210MHz	
ANT	0	
Pol.	Horizontal	Vertical
Peak Avg	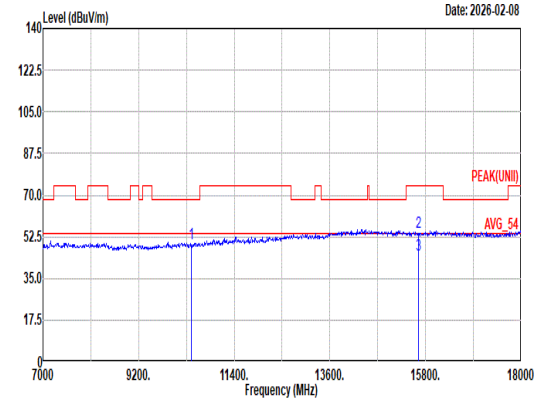 Site : 03CH21-HY Condition: PEAK(UNII) 3m DRH18-E_LE2C03A18EN_250807 HORIZONTAL Freq Level Limit Line Margin Read Level Ant Factor Cable Loss Preamp Factor Aux Factor APos TPos Remark MHz dBuV/m dBuV/m dB dBuV dB/m dB dB dB cm deg 1 10420.00 49.85 68.20 -18.35 32.65 37.20 18.01 39.80 1.79 -- -- Peak 2 15630.00 54.28 74.00 -19.72 34.57 41.04 22.54 46.02 2.15 -- -- Peak 3 15630.00 44.67 54.00 -9.33 24.96 41.04 22.54 46.02 2.15 -- -- Average	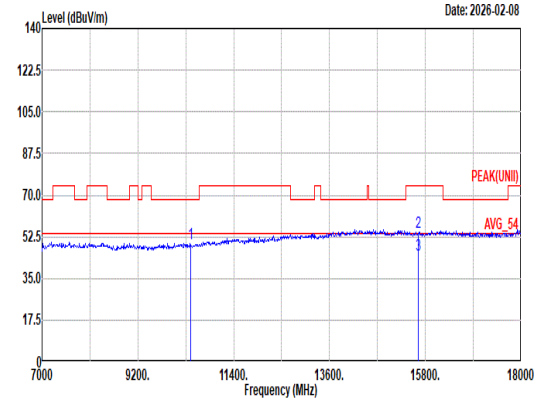 Site : 03CH21-HY Condition: PEAK(UNII) 3m DRH18-E_LE2C03A18EN_250807 VERTICAL Freq Level Limit Line Margin Read Level Ant Factor Cable Loss Preamp Factor Aux Factor APos TPos Remark MHz dBuV/m dBuV/m dB dBuV dB/m dB dB dB cm deg 1 10420.00 49.59 68.20 -18.61 32.39 37.20 18.01 39.80 1.79 -- -- Peak 2 15630.00 54.59 74.00 -19.41 34.88 41.04 22.54 46.02 2.15 -- -- Peak 3 15630.00 44.70 54.00 -9.30 24.99 41.04 22.54 46.02 2.15 -- -- Average

Mode	9	
	Harmonic	
	U-NII-1_5.15-5.25_802.11ac VHT80_CH42_5210MHz	
ANT	0	
Pol.	Horizontal	Vertical
10.6G ~18G Avg	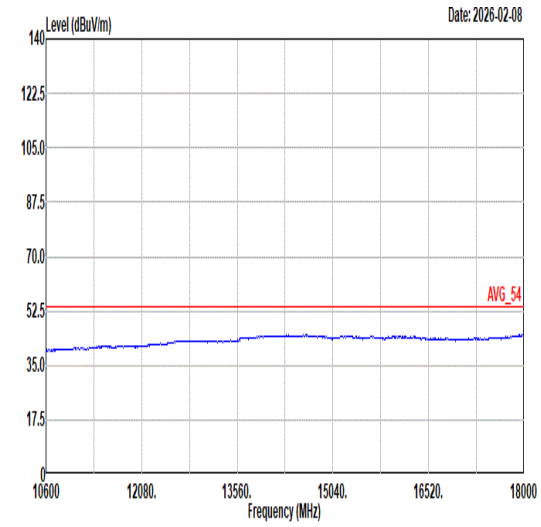 Site : 03CH21-HY Condition: AVG_54 3m DRH18-E_LE2C03A18EN_250807 HORIZONTAL	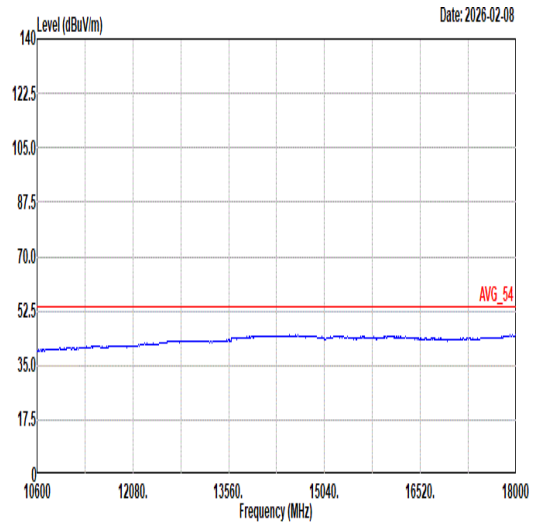 Site : 03CH21-HY Condition: AVG_54 3m DRH18-E_LE2C03A18EN_250807 VERTICAL

Mode	10	
	Band Edge	
	U-NII-1_5.15-5.25_802.11ax HE20_CH36_Full RU_5180MHz	
ANT	0	
Pol.	Horizontal	Fundamental
Peak	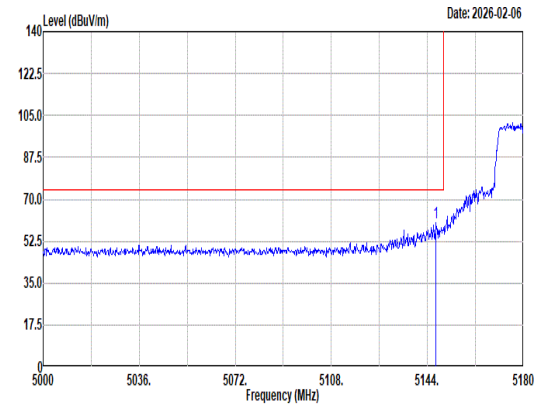 Site : 03CH21-HY Condition: PEAK_BE_74 3m DRH18-E_LE2C03A18EN_250807 HORIZONTAL : RBW:1000.000kHz VBW:3000.000kHz SWT:Auto Freq Level Limit Line Margin Read Level Ant Factor Cable Loss Preamp Factor Aux Factor APos TPos Remark MHz dBuV/m dBuV/m dB dBuV dB/m dB dB dB cm deg 1 5147.24 59.97 74.00 -14.03 48.19 32.50 12.59 34.27 0.96 100 204 Peak	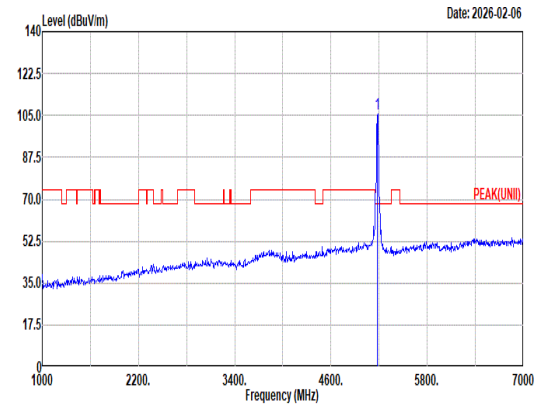 Site : 03CH21-HY Condition: PEAK(UNII) 3m DRH18-E_LE2C03A18EN_250807 HORIZONTAL : RBW:1000.000kHz VBW:3000.000kHz SWT:Auto Freq Level Limit Line Margin Read Level Ant Factor Cable Loss Preamp Factor Aux Factor APos TPos Remark MHz dBuV/m dBuV/m dB dBuV dB/m dB dB dB cm deg 1 5180.00 105.81 ------ ------ 94.07 32.50 12.62 34.33 0.95 100 204 Peak
Avg	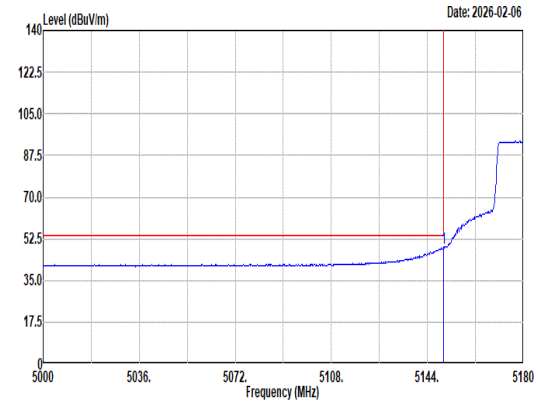 Site : 03CH21-HY Condition: AVG_BE_54 3m DRH18-E_LE2C03A18EN_250807 HORIZONTAL : RBW:1000.000kHz VBW:1.000kHz SWT:Auto Freq Level Limit Line Margin Read Level Ant Factor Cable Loss Preamp Factor Aux Factor APos TPos Remark MHz dBuV/m dBuV/m dB dBuV dB/m dB dB dB cm deg 1 5149.94 48.72 54.00 -5.28 36.95 32.50 12.59 34.28 0.96 100 204 Average	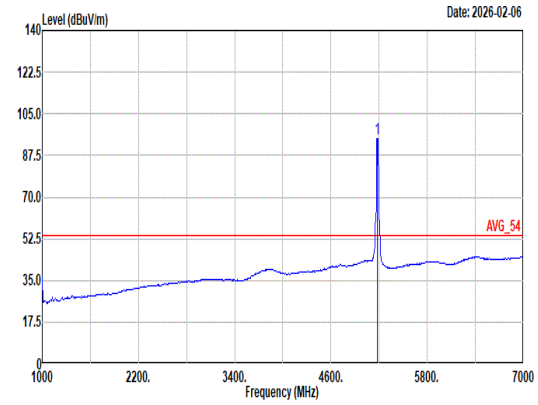 Site : 03CH21-HY Condition: AVG_54 3m DRH18-E_LE2C03A18EN_250807 HORIZONTAL : RBW:1000.000kHz VBW:1.000kHz SWT:Auto Freq Level Limit Line Margin Read Level Ant Factor Cable Loss Preamp Factor Aux Factor APos TPos Remark MHz dBuV/m dBuV/m dB dBuV dB/m dB dB dB cm deg 1 5180.00 94.81 ------ ------ 83.06 32.50 12.61 34.31 0.95 100 204 Average

Mode	10	
	Band Edge	
	U-NII-1_5.15-5.25_802.11ax HE20_CH36_Full RU_5180MHz	
ANT	0	
Pol.	Vertical	Fundamental
Peak	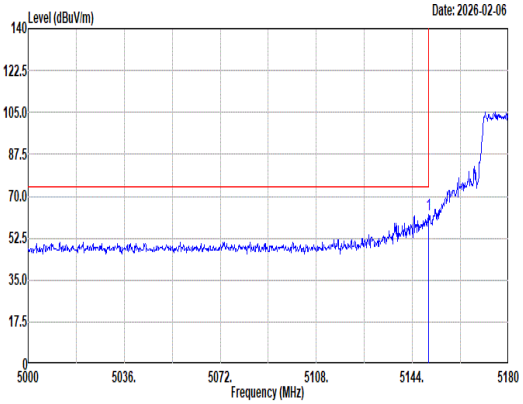 Site : 03CH21-HY Condition: PEAK_BE_74 3m DRH18-E_LE2C03A18EN_250807 VERTICAL : RBW:1000.000kHz VBW:3000.000kHz SWT:Auto Freq Level Limit Line Margin Read Level Ant Factor Cable Loss Preamp Factor Aux Factor APos TPos Remark MHz dBuV/m dBuV/m dB dBuV dB/m dB dB dB cm deg 1 5149.94 62.55 74.00 -11.45 50.78 32.50 12.59 34.28 0.96 378 219 Peak	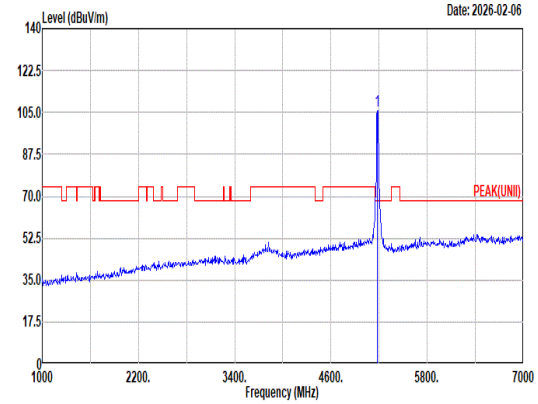 Site : 03CH21-HY Condition: PEAK(UNII) 3m DRH18-E_LE2C03A18EN_250807 VERTICAL : RBW:1000.000kHz VBW:3000.000kHz SWT:Auto Freq Level Limit Line Margin Read Level Ant Factor Cable Loss Preamp Factor Aux Factor APos TPos Remark MHz dBuV/m dBuV/m dB dBuV dB/m dB dB dB cm deg 1 5180.00 105.83 ------ ------ 94.09 32.50 12.62 34.33 0.95 378 219 Peak
Avg	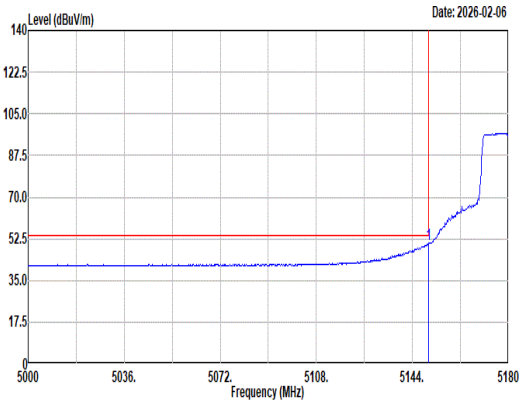 Site : 03CH21-HY Condition: AVG_BE_54 3m DRH18-E_LE2C03A18EN_250807 VERTICAL : RBW:1000.000kHz VBW:1.000kHz SWT:Auto Freq Level Limit Line Margin Read Level Ant Factor Cable Loss Preamp Factor Aux Factor APos TPos Remark MHz dBuV/m dBuV/m dB dBuV dB/m dB dB dB cm deg 1 5149.94 50.34 54.00 -3.66 38.57 32.50 12.59 34.28 0.96 378 219 Average	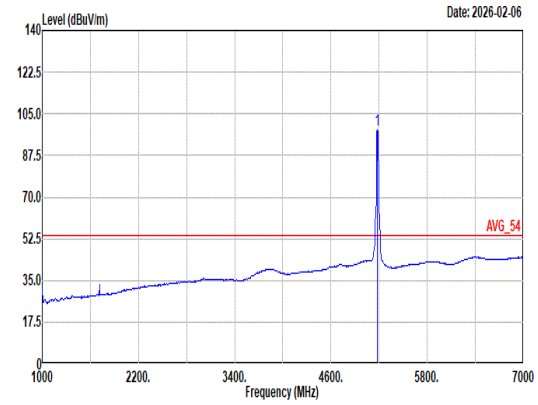 Site : 03CH21-HY Condition: AVG_54 3m DRH18-E_LE2C03A18EN_250807 VERTICAL : RBW:1000.000kHz VBW:1.000kHz SWT:Auto Freq Level Limit Line Margin Read Level Ant Factor Cable Loss Preamp Factor Aux Factor APos TPos Remark MHz dBuV/m dBuV/m dB dBuV dB/m dB dB dB cm deg 1 5180.00 98.12 ------ ------ 86.37 32.50 12.61 34.31 0.95 378 219 Average

Mode	10	
	Harmonic	
	U-NII-1_5.15-5.25_802.11ax HE20_CH36_Full RU_5180MHz	
ANT	0	
Pol.	Horizontal	Vertical
Peak Avg	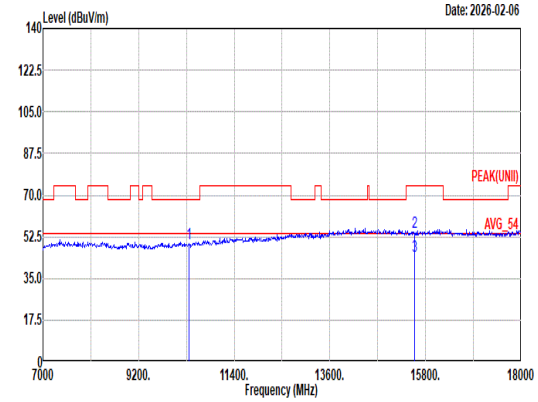 Site : 03CH21-HY Condition: PEAK(UNII) 3m DRH18-E_LE2C03A18EN_250807 HORIZONTAL Freq Level Limit Line Margin Read Level Ant Factor Cable Loss Preamp Factor Aux Factor APos TPos Remark MHz dBuV/m dBuV/m dB dBuV dB/m dB dB dB cm deg 1 10360.00 49.60 68.20 -18.60 32.21 37.36 17.96 39.70 1.77 -- -- Peak 2 15540.00 54.53 74.00 -19.47 35.03 40.80 22.47 45.92 2.15 -- -- Peak 3 15540.00 44.62 54.00 -9.38 25.12 40.80 22.47 45.92 2.15 -- -- Average	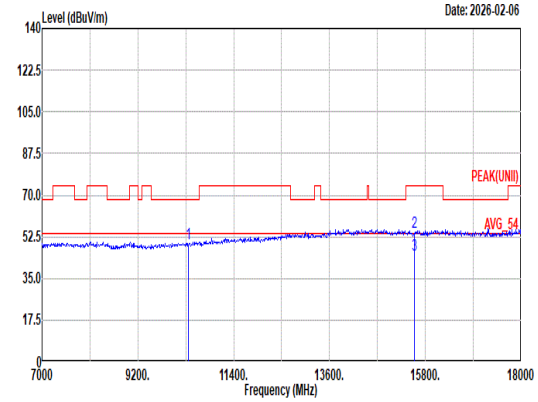 Site : 03CH21-HY Condition: PEAK(UNII) 3m DRH18-E_LE2C03A18EN_250807 VERTICAL Freq Level Limit Line Margin Read Level Ant Factor Cable Loss Preamp Factor Aux Factor APos TPos Remark MHz dBuV/m dBuV/m dB dBuV dB/m dB dB dB cm deg 1 10360.00 49.86 68.20 -18.34 32.47 37.36 17.96 39.70 1.77 -- -- Peak 2 15540.00 54.67 74.00 -19.33 35.17 40.80 22.47 45.92 2.15 -- -- Peak 3 15540.00 44.73 54.00 -9.27 25.23 40.80 22.47 45.92 2.15 -- -- Average

Mode	10	
	Harmonic	
	U-NII-1_5.15-5.25_802.11ax HE20_CH36_Full RU_5180MHz	
ANT	0	
Pol.	Horizontal	Vertical
10.6G ~18G Avg	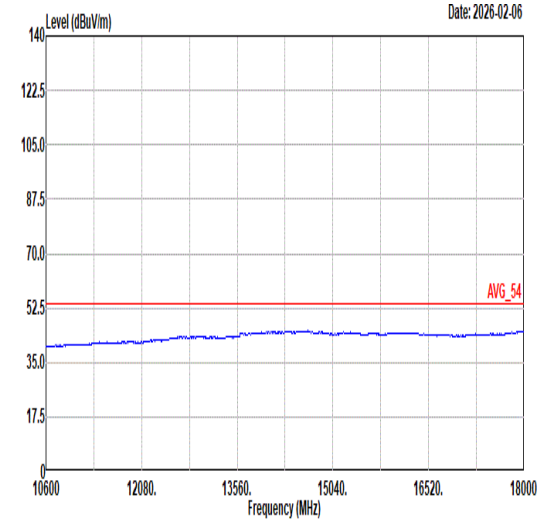 Site : 03CH21-HY Condition: AVG_54 3m DRH18-E_LE2C03A18EN_250807 HORIZONTAL	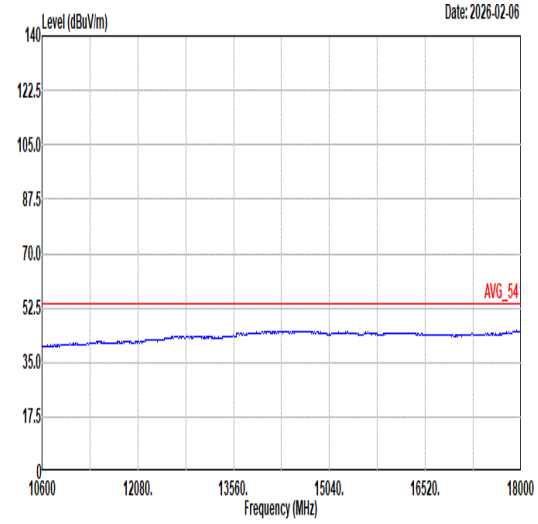 Site : 03CH21-HY Condition: AVG_54 3m DRH18-E_LE2C03A18EN_250807 VERTICAL

Mode	11	
	Band Edge	
	U-NII-1_5.15-5.25_802.11ax HE20_CH36_Partial RU 26/0_5180MHz	
ANT	0	
Pol.	Horizontal	Fundamental
Peak	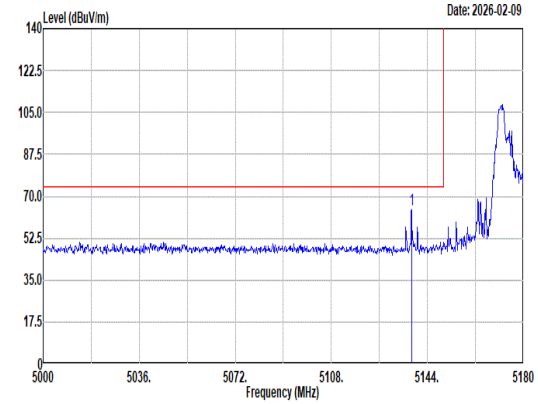 Site : 03CH21-HY Condition: PEAK_BE_74 3m DRH18-E_LE2C03A18EN_250807 HORIZONTAL : RBW:1000.000kHz VBW:3000.000kHz SWT:Auto Freq Level Limit Line Margin Read Level Ant Factor Cable Loss Preamp Factor Aux Factor APos TPos Remark MHz dBuV/m dBuV/m dB dBuV dB/m dB dB dB cm deg 1 5138.06 64.27 74.00 -9.73 52.49 32.50 12.58 34.26 0.96 100 215 Peak	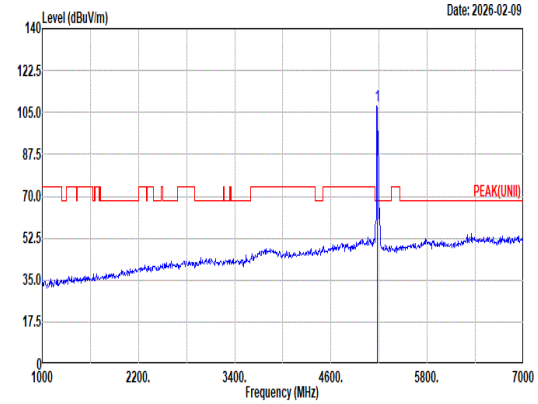 Site : 03CH21-HY Condition: PEAK(UNII) 3m DRH18-E_LE2C03A18EN_250807 HORIZONTAL : RBW:1000.000kHz VBW:3000.000kHz SWT:Auto Freq Level Limit Line Margin Read Level Ant Factor Cable Loss Preamp Factor Aux Factor APos TPos Remark MHz dBuV/m dBuV/m dB dBuV dB/m dB dB dB cm deg 1 5180.00 107.88 ------ ------ 96.12 32.50 12.61 34.30 0.95 100 215 Peak
Avg	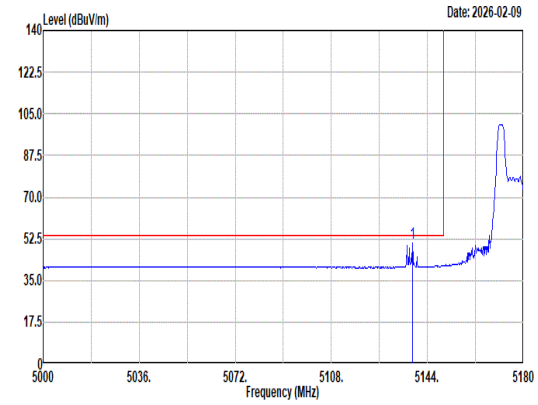 Site : 03CH21-HY Condition: AVG_BE_54 3m DRH18-E_LE2C03A18EN_250807 HORIZONTAL : RBW:1000.000kHz VBW:0.200kHz SWT:Auto Freq Level Limit Line Margin Read Level Ant Factor Cable Loss Preamp Factor Aux Factor APos TPos Remark MHz dBuV/m dBuV/m dB dBuV dB/m dB dB dB cm deg 1 5138.42 50.72 54.00 -3.28 38.94 32.50 12.58 34.26 0.96 100 215 Average	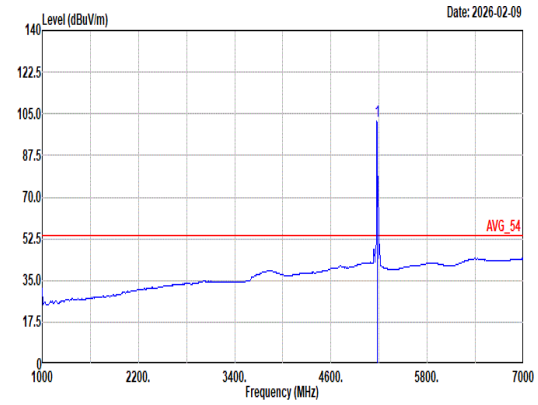 Site : 03CH21-HY Condition: AVG_54 3m DRH18-E_LE2C03A18EN_250807 HORIZONTAL : RBW:1000.000kHz VBW:0.200kHz SWT:Auto Freq Level Limit Line Margin Read Level Ant Factor Cable Loss Preamp Factor Aux Factor APos TPos Remark MHz dBuV/m dBuV/m dB dBuV dB/m dB dB dB cm deg 1 5180.00 101.92 ------ ------ 90.16 32.50 12.61 34.30 0.95 100 215 Average

Mode	11	
	Band Edge	
	U-NII-1_5.15-5.25_802.11ax HE20_CH36_Partial RU 26/0_5180MHz	
ANT	0	
Pol.	Vertical	Fundamental
Peak	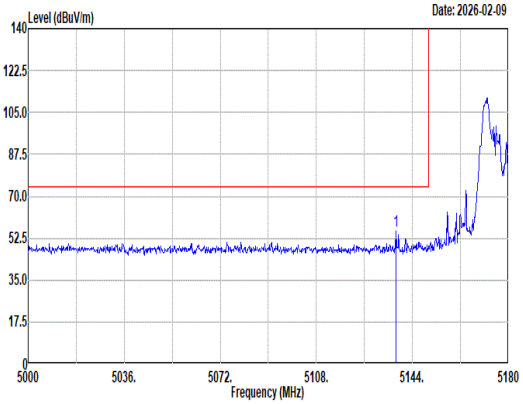 Site : 03CH21-HY Condition: PEAK_BE_74 3m DRH18-E_LE2C03A18EN_250807 VERTICAL : RBW:1000.000kHz VBW:3000.000kHz SWT:Auto Freq Level Limit Line Margin Read Level Ant Factor Cable Loss Preamp Factor Aux Factor APos TPos Remark MHz dBuV/m dBuV/m dB dBuV dB/m dB dB dB cm deg 1 5137.88 55.37 74.00 -18.63 43.59 32.50 12.58 34.26 0.96 300 207 Peak	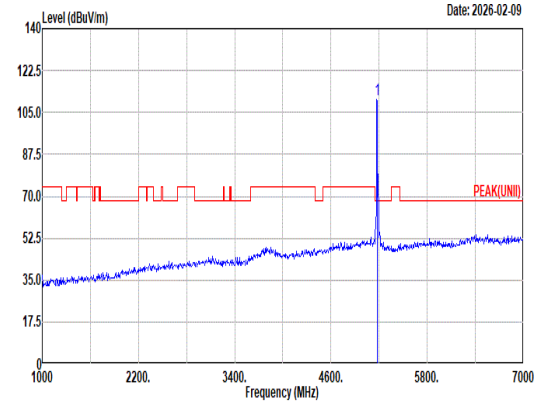 Site : 03CH21-HY Condition: PEAK(UNII) 3m DRH18-E_LE2C03A18EN_250807 VERTICAL : RBW:1000.000kHz VBW:3000.000kHz SWT:Auto Freq Level Limit Line Margin Read Level Ant Factor Cable Loss Preamp Factor Aux Factor APos TPos Remark MHz dBuV/m dBuV/m dB dBuV dB/m dB dB dB cm deg 1 5180.00 110.32 ------ ------ 98.56 32.50 12.61 34.30 0.95 300 207 Peak
Avg	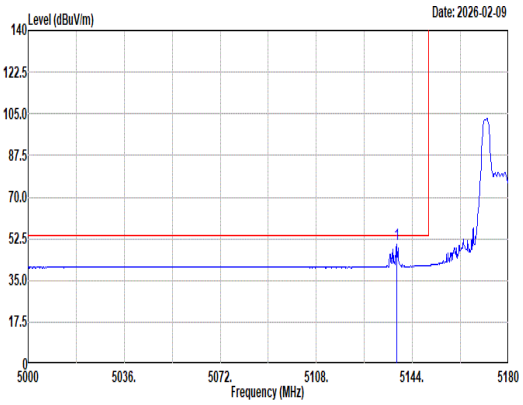 Site : 03CH21-HY Condition: AVG_BE_54 3m DRH18-E_LE2C03A18EN_250807 VERTICAL : RBW:1000.000kHz VBW:0.200kHz SWT:Auto Freq Level Limit Line Margin Read Level Ant Factor Cable Loss Preamp Factor Aux Factor APos TPos Remark MHz dBuV/m dBuV/m dB dBuV dB/m dB dB dB cm deg 1 5138.24 50.14 54.00 -3.86 38.36 32.50 12.58 34.26 0.96 300 207 Average	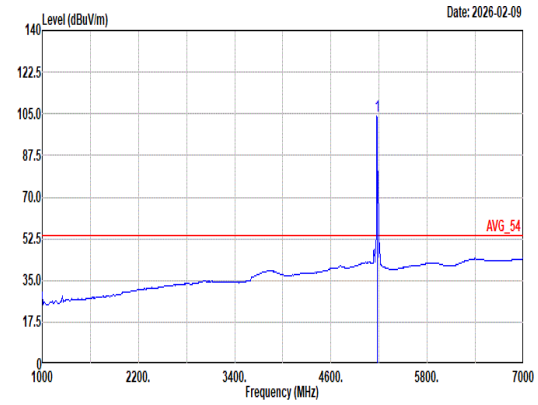 Site : 03CH21-HY Condition: AVG_54 3m DRH18-E_LE2C03A18EN_250807 VERTICAL : RBW:1000.000kHz VBW:0.200kHz SWT:Auto Freq Level Limit Line Margin Read Level Ant Factor Cable Loss Preamp Factor Aux Factor APos TPos Remark MHz dBuV/m dBuV/m dB dBuV dB/m dB dB dB cm deg 1 5180.00 104.01 ------ ------ 92.25 32.50 12.61 34.30 0.95 300 207 Average

Mode	12	
	Band Edge	
	U-NII-1_5.15-5.25_802.11ax HE20_CH36_Partial RU 52/37_5180MHz	
ANT	0	
Pol.	Horizontal	Fundamental
Peak	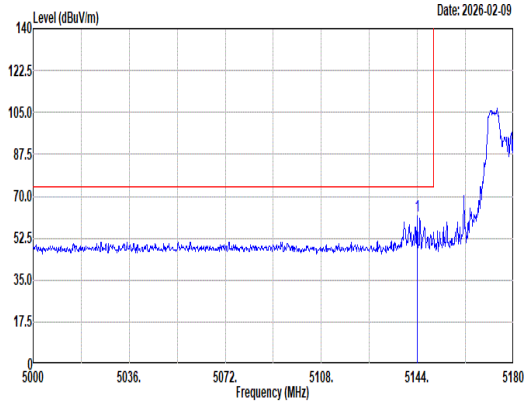 Site : 03CH21-HY Condition: PEAK_BE_74 3m DRH18-E_LE2C03A18EN_250807 HORIZONTAL : RBW:1000.000kHz VBW:3000.000kHz SWT:Auto Freq Level Limit Line Margin Read Level Ant Factor Cable Loss Preamp Factor Aux Factor APos TPos Remark MHz dBuV/m dBuV/m dB dBuV dB/m dB dB dB cm deg 1 5144.00 61.68 74.00 -12.32 49.90 32.50 12.59 34.27 0.96 101 189 Peak	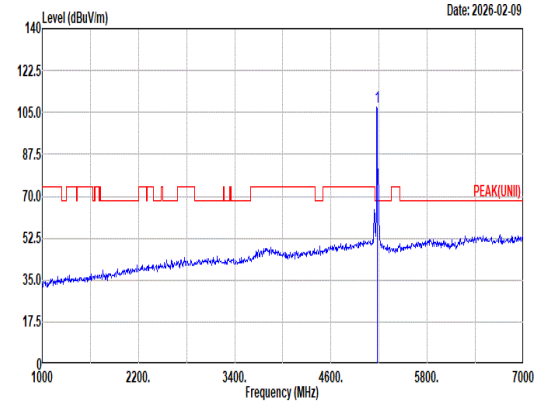 Site : 03CH21-HY Condition: PEAK(UNII) 3m DRH18-E_LE2C03A18EN_250807 HORIZONTAL : RBW:1000.000kHz VBW:3000.000kHz SWT:Auto Freq Level Limit Line Margin Read Level Ant Factor Cable Loss Preamp Factor Aux Factor APos TPos Remark MHz dBuV/m dBuV/m dB dBuV dB/m dB dB dB cm deg 1 5180.00 107.08 ------ ------ 95.32 32.50 12.61 34.30 0.95 101 189 Peak
Avg	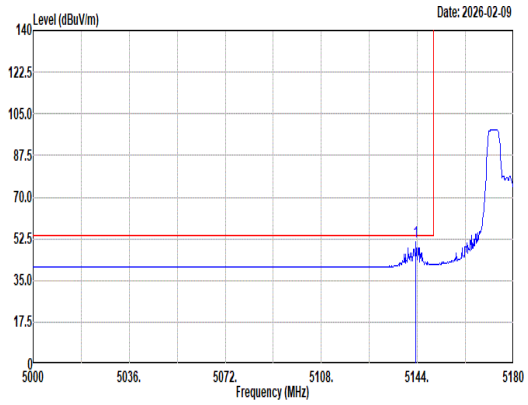 Site : 03CH21-HY Condition: AVG_BE_54 3m DRH18-E_LE2C03A18EN_250807 HORIZONTAL : RBW:1000.000kHz VBW:0.200kHz SWT:Auto Freq Level Limit Line Margin Read Level Ant Factor Cable Loss Preamp Factor Aux Factor APos TPos Remark MHz dBuV/m dBuV/m dB dBuV dB/m dB dB dB cm deg 1 5143.46 51.23 54.00 -2.77 39.45 32.50 12.59 34.27 0.96 101 189 Average	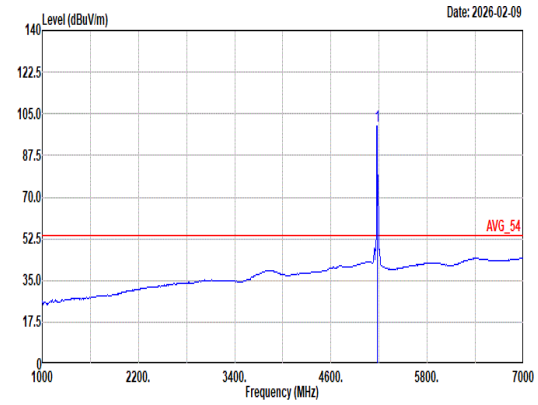 Site : 03CH21-HY Condition: AVG_54 3m DRH18-E_LE2C03A18EN_250807 HORIZONTAL : RBW:1000.000kHz VBW:0.200kHz SWT:Auto Freq Level Limit Line Margin Read Level Ant Factor Cable Loss Preamp Factor Aux Factor APos TPos Remark MHz dBuV/m dBuV/m dB dBuV dB/m dB dB dB cm deg 1 5180.00 99.72 ------ ------ 87.96 32.50 12.61 34.30 0.95 101 189 Average

Mode	12	
	Band Edge	
	U-NII-1_5.15-5.25_802.11ax HE20_CH36_Partial RU 52/37_5180MHz	
ANT	0	
Pol.	Vertical	Fundamental
Peak	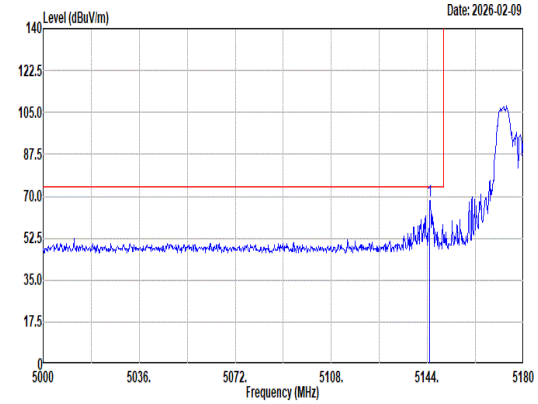 Site : 03CH21-HY Condition: PEAK_BE_74 3m DRH18-E_LE2C03A18EN_250807 VERTICAL : RBW:1000.000kHz VBW:3000.000kHz SWT:Auto Freq Level Limit Line Margin Read Level Ant Factor Cable Loss Preamp Factor Aux Factor APos TPos Remark MHz dBuV/m dBuV/m dB dBuV dB/m dB dB dB cm deg 1 5144.90 68.14 74.00 -5.86 56.36 32.50 12.59 34.27 0.96 362 207 Peak	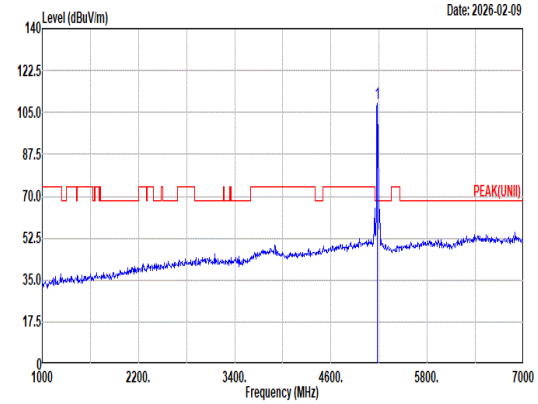 Site : 03CH21-HY Condition: PEAK(UNII) 3m DRH18-E_LE2C03A18EN_250807 VERTICAL : RBW:1000.000kHz VBW:3000.000kHz SWT:Auto Freq Level Limit Line Margin Read Level Ant Factor Cable Loss Preamp Factor Aux Factor APos TPos Remark MHz dBuV/m dBuV/m dB dBuV dB/m dB dB dB cm deg 1 5180.00 108.66 ------ ------ 96.91 32.50 12.61 34.31 0.95 362 207 Peak
Avg	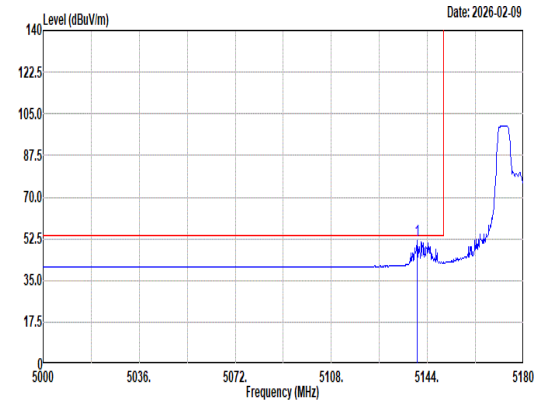 Site : 03CH21-HY Condition: AVG_BE_54 3m DRH18-E_LE2C03A18EN_250807 VERTICAL : RBW:1000.000kHz VBW:0.200kHz SWT:Auto Freq Level Limit Line Margin Read Level Ant Factor Cable Loss Preamp Factor Aux Factor APos TPos Remark MHz dBuV/m dBuV/m dB dBuV dB/m dB dB dB cm deg 1 5140.04 51.71 54.00 -2.29 39.92 32.50 12.59 34.26 0.96 362 207 Average	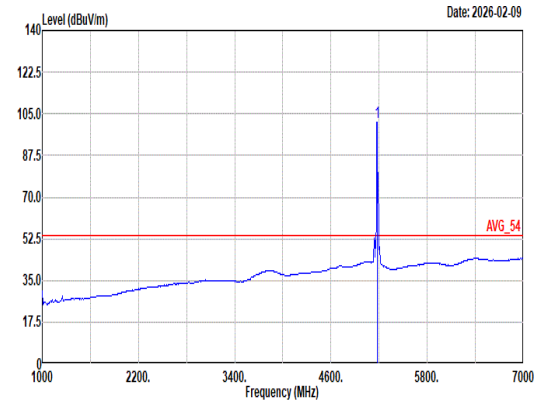 Site : 03CH21-HY Condition: AVG_54 3m DRH18-E_LE2C03A18EN_250807 VERTICAL : RBW:1000.000kHz VBW:0.200kHz SWT:Auto Freq Level Limit Line Margin Read Level Ant Factor Cable Loss Preamp Factor Aux Factor APos TPos Remark MHz dBuV/m dBuV/m dB dBuV dB/m dB dB dB cm deg 1 5180.00 101.35 ------ ------ 89.59 32.50 12.61 34.30 0.95 362 207 Average

Mode	13	
	Band Edge	
	U-NII-1_5.15-5.25_802.11ax HE20_CH36_Partial RU 106/53_5180MHz	
ANT	0	
Pol.	Horizontal	Fundamental
Peak	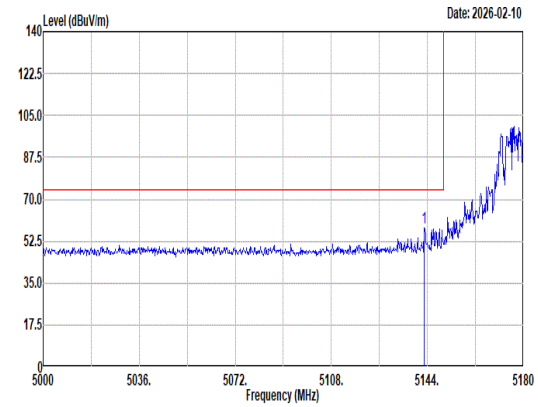 Site : 03CH21-HY Condition: PEAK_BE_74 3m DRH18-E_LE2C03A18EN_250807 HORIZONTAL : RBW:1000.000kHz VBW:3000.000kHz SWT:Auto Freq Level Limit Line Margin Read Level Ant Factor Cable Loss Preamp Factor Aux Factor APos TPos Remark MHz dBuV/m dBuV/m dB dBuV dB/m dB dB dB cm deg 1 5142.92 57.97 74.00 -16.03 46.19 32.50 12.59 34.27 0.96 142 191 Peak	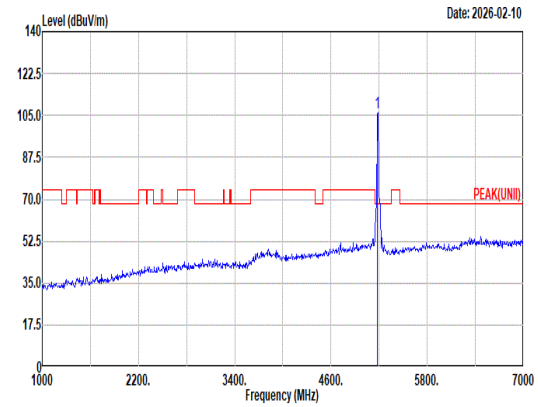 Site : 03CH21-HY Condition: PEAK(UNII) 3m DRH18-E_LE2C03A18EN_250807 HORIZONTAL : RBW:1000.000kHz VBW:3000.000kHz SWT:Auto Freq Level Limit Line Margin Read Level Ant Factor Cable Loss Preamp Factor Aux Factor APos TPos Remark MHz dBuV/m dBuV/m dB dBuV dB/m dB dB dB cm deg 1 5180.00 106.24 ------ ------ 94.50 32.50 12.62 34.33 0.95 142 191 Peak
Avg	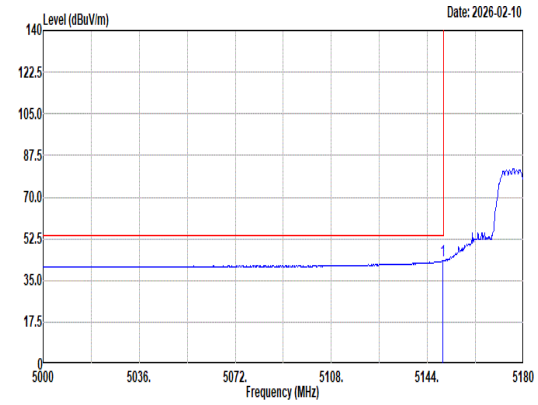 Site : 03CH21-HY Condition: AVG_BE_54 3m DRH18-E_LE2C03A18EN_250807 HORIZONTAL : RBW:1000.000kHz VBW:0.220kHz SWT:Auto Freq Level Limit Line Margin Read Level Ant Factor Cable Loss Preamp Factor Aux Factor APos TPos Remark MHz dBuV/m dBuV/m dB dBuV dB/m dB dB dB cm deg 1 5149.76 43.37 54.00 -10.63 31.60 32.50 12.59 34.28 0.96 142 191 Average	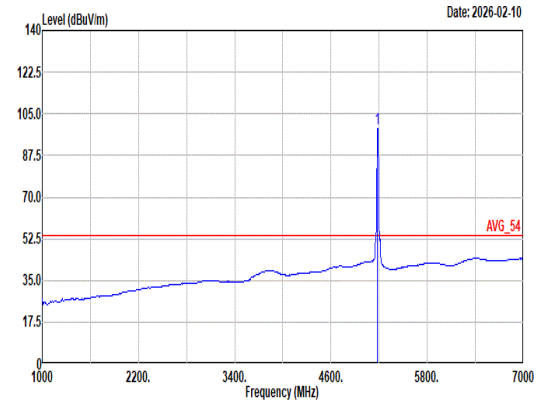 Site : 03CH21-HY Condition: AVG_54 3m DRH18-E_LE2C03A18EN_250807 HORIZONTAL : RBW:1000.000kHz VBW:0.220kHz SWT:Auto Freq Level Limit Line Margin Read Level Ant Factor Cable Loss Preamp Factor Aux Factor APos TPos Remark MHz dBuV/m dBuV/m dB dBuV dB/m dB dB dB cm deg 1 5180.00 98.99 ------ ------ 87.25 32.50 12.62 34.33 0.95 142 191 Average

Mode	13	
	Band Edge	
	U-NII-1_5.15-5.25_802.11ax HE20_CH36_Partial RU 106/53_5180MHz	
ANT	0	
Pol.	Vertical	Fundamental
Peak	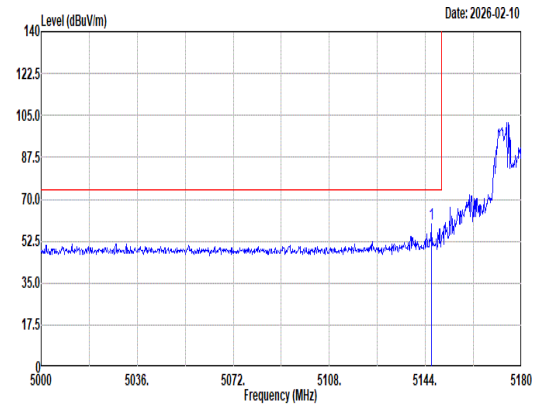 Site : 03CH21-HY Condition: PEAK_BE_74 3m DRH18-E_LE2C03A18EN_250807 VERTICAL : RBW:1000.000kHz VBW:3000.000kHz SWT:Auto 1 5146.16 59.51 74.00 -14.49 47.73 32.50 12.59 34.27 0.96 0 0 Peak	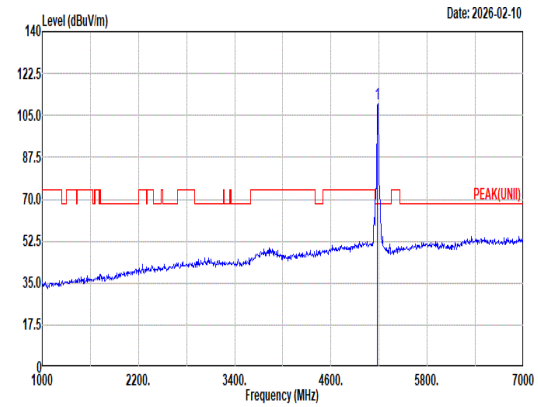 Site : 03CH21-HY Condition: PEAK(UNII) 3m DRH18-E_LE2C03A18EN_250807 VERTICAL : RBW:1000.000kHz VBW:3000.000kHz SWT:Auto 1 5180.00 110.03 ------ ------ 98.29 32.50 12.62 34.33 0.95 0 0 Peak
Avg	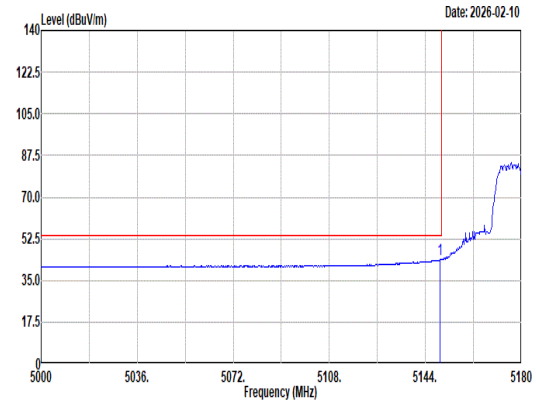 Site : 03CH21-HY Condition: AVG_BE_54 3m DRH18-E_LE2C03A18EN_250807 VERTICAL : RBW:1000.000kHz VBW:0.220kHz SWT:Auto 1 5149.58 43.70 54.00 -10.30 31.93 32.50 12.59 34.28 0.96 0 0 Average	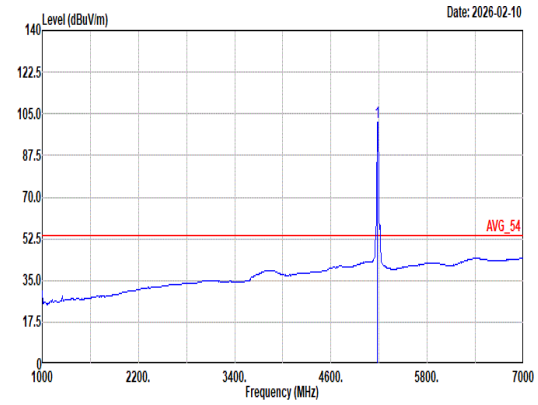 Site : 03CH21-HY Condition: AVG_54 3m DRH18-E_LE2C03A18EN_250807 VERTICAL : RBW:1000.000kHz VBW:0.220kHz SWT:Auto 1 5180.00 101.33 ------ ------ 89.58 32.50 12.62 34.32 0.95 0 0 Average

Mode	14	
	Band Edge - L	
	U-NII-1_5.15-5.25_802.11ax HE20_CH44_Full RU_5220MHz	
ANT	0	
Pol.	Horizontal	Fundamental
Peak	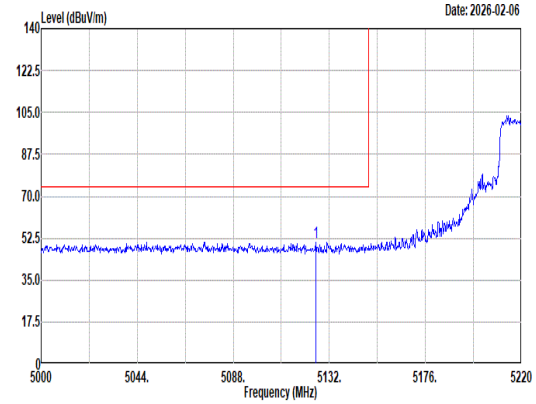 Site : 03CH21-HY Condition: PEAK_BE_74 3m DRH18-E_LE2C03A18EN_250807 HORIZONTAL : RBW:1000.000kHz VBW:3000.000kHz SWT:Auto 1 5125.84 50.71 74.00 -23.29 38.92 32.50 12.57 34.24 0.96 100 211 Peak	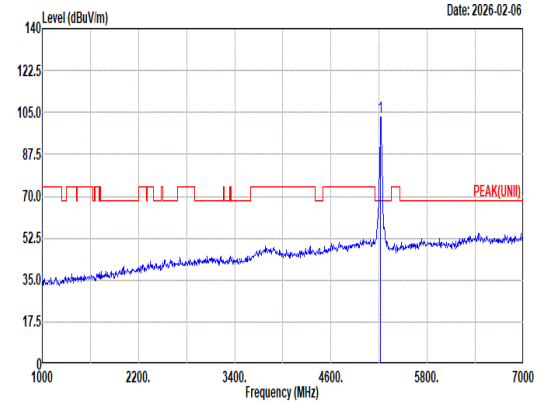 Site : 03CH21-HY Condition: PEAK(UNII) 3m DRH18-E_LE2C03A18EN_250807 HORIZONTAL : RBW:1000.000kHz VBW:3000.000kHz SWT:Auto 1 5220.00 103.25 ------ ------ 91.56 32.45 12.66 34.38 0.96 100 211 Peak
Avg	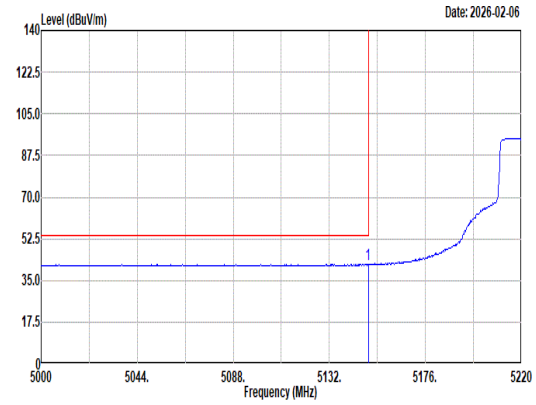 Site : 03CH21-HY Condition: AVG_BE_54 3m DRH18-E_LE2C03A18EN_250807 HORIZONTAL : RBW:1000.000kHz VBW:1.000kHz SWT:Auto 1 5149.82 41.92 54.00 -12.08 30.15 32.50 12.59 34.28 0.96 100 211 Average	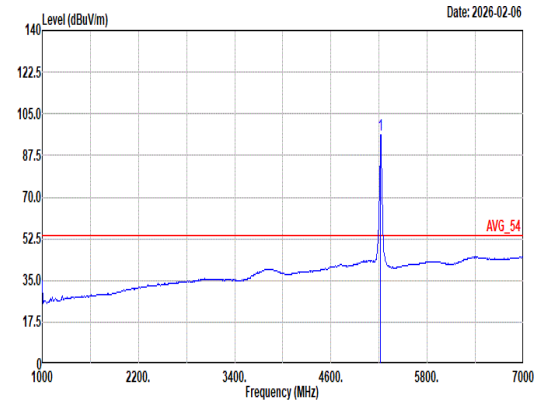 Site : 03CH21-HY Condition: AVG_54 3m DRH18-E_LE2C03A18EN_250807 HORIZONTAL : RBW:1000.000kHz VBW:1.000kHz SWT:Auto 1 5220.00 96.25 ------ ------ 84.56 32.45 12.66 34.38 0.96 100 211 Average

Mode	14	
	Band Edge - R	
	U-NII-1_5.15-5.25_802.11ax HE20_CH44_Full RU_5220MHz	
ANT	0	
Pol.	Horizontal	Fundamental
Peak	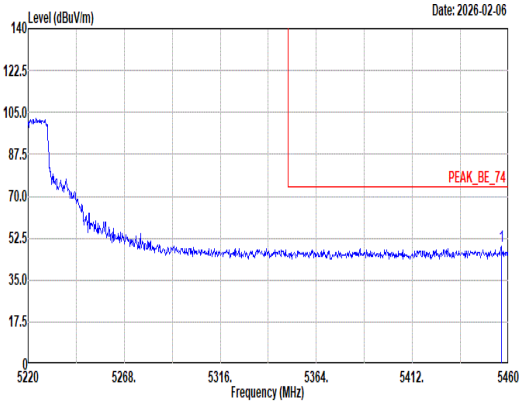 Site : 03CH21-HY Condition: PEAK_BE_74 3m DRH18-E_LE2C03A18EN_250807 HORIZONTAL : RBW:1000.000kHz VBW:3000.000kHz SWT:Auto Freq Level Limit Line Margin Read Level Ant Factor Cable Loss Preamp Factor Aux Factor APos TPos Remark MHz dBuV/m dBuV/m dB dBuV dB/m dB dB dB cm deg 1 5456.40 49.30 74.00 -24.70 37.67 32.41 12.92 34.72 1.02 100 211 Peak	Blank
Avg	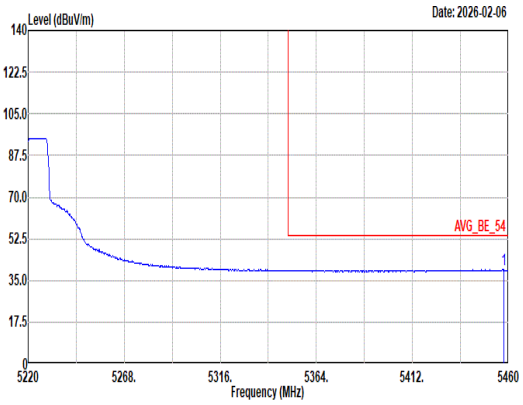 Site : 03CH21-HY Condition: AVG_BE_54 3m DRH18-E_LE2C03A18EN_250807 HORIZONTAL : RBW:1000.000kHz VBW:1.000kHz SWT:Auto Freq Level Limit Line Margin Read Level Ant Factor Cable Loss Preamp Factor Aux Factor APos TPos Remark MHz dBuV/m dBuV/m dB dBuV dB/m dB dB dB cm deg 1 5457.60 39.56 54.00 -14.44 27.92 32.42 12.92 34.72 1.02 100 211 Average	Blank

Mode	14	
	Band Edge - L	
	U-NII-1_5.15-5.25_802.11ax HE20_CH44_Full RU_5220MHz	
ANT	0	
Pol.	Vertical	Fundamental
Peak	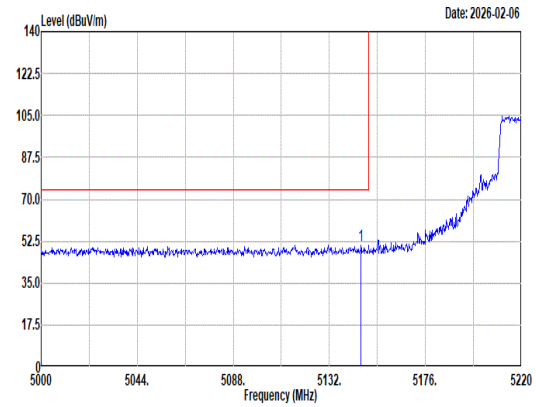 Site : 03CH21-HY Condition: PEAK_BE_74 3m DRH18-E_LE2C03A18EN_250807 VERTICAL : RBW:1000.000kHz VBW:3000.000kHz SWT:Auto 1 5146.52 50.59 74.00 -23.41 38.81 32.50 12.59 34.27 0.96 313 211 Peak	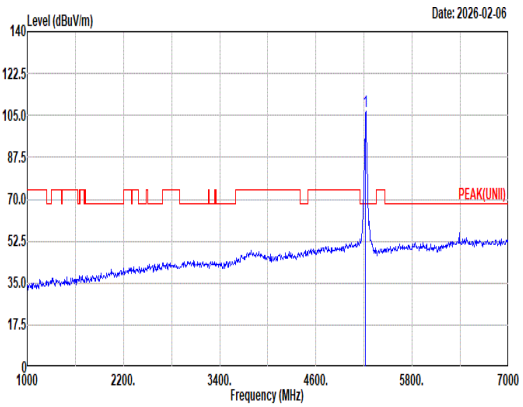 Site : 03CH21-HY Condition: PEAK(UNII) 3m DRH18-E_LE2C03A18EN_250807 VERTICAL : RBW:1000.000kHz VBW:3000.000kHz SWT:Auto 1 5220.00 106.95 ------ ------ 95.26 32.45 12.66 34.38 0.96 313 211 Peak
Avg	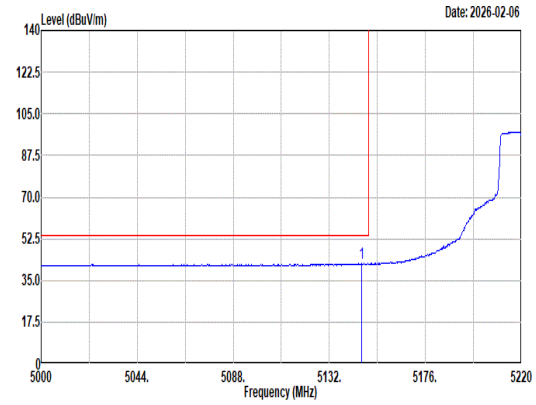 Site : 03CH21-HY Condition: AVG_BE_54 3m DRH18-E_LE2C03A18EN_250807 VERTICAL : RBW:1000.000kHz VBW:1.000kHz SWT:Auto 1 5146.96 42.20 54.00 -11.80 30.42 32.50 12.59 34.27 0.96 313 211 Average	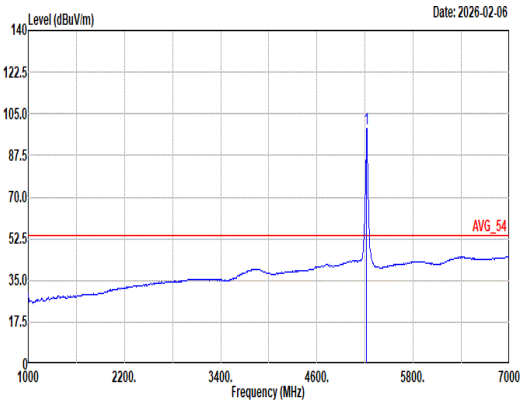 Site : 03CH21-HY Condition: AVG_54 3m DRH18-E_LE2C03A18EN_250807 VERTICAL : RBW:1000.000kHz VBW:1.000kHz SWT:Auto 1 5220.00 98.71 ------ ------ 87.02 32.45 12.66 34.38 0.96 313 211 Average

Mode	14	
	Band Edge - R	
	U-NII-1_5.15-5.25_802.11ax HE20_CH44_Full RU_5220MHz	
ANT	0	
Pol.	Vertical	Fundamental
Peak	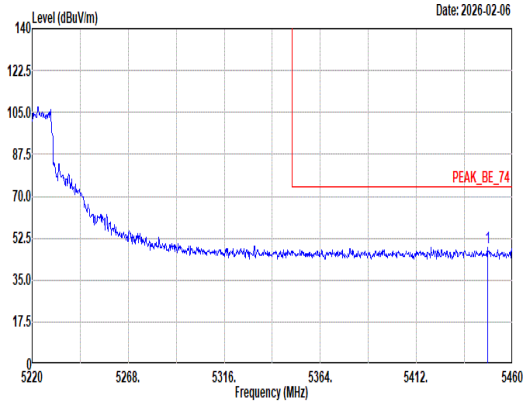 Site : 03CH21-HY Condition: PEAK_BE_74 3m DRH18-E_LE2C03A18EN_250807 VERTICAL : RBW:1000.000kHz VBW:3000.000kHz SWT:Auto Limit Read Ant Cable Preamp Aux APos TPos Freq Level Line Margin Level Factor Loss Factor Factor Remark MHz dBuV/m dBuV/m dB dBuV dB/m dB dB dB cm deg 1 5447.52 48.67 74.00 -25.33 37.04 32.39 12.91 34.70 1.03 313 211 Peak	Blank
Avg	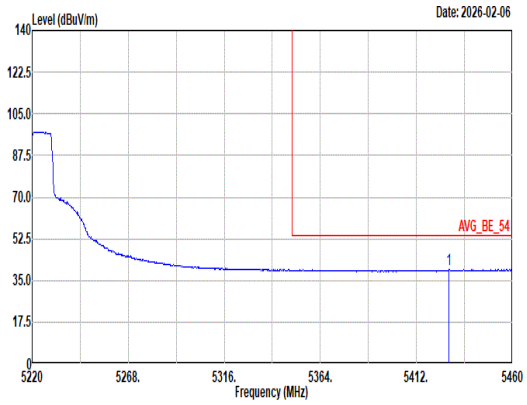 Site : 03CH21-HY Condition: AVG_BE_54 3m DRH18-E_LE2C03A18EN_250807 VERTICAL : RBW:1000.000kHz VBW:1.000kHz SWT:Auto Limit Read Ant Cable Preamp Aux APos TPos Freq Level Line Margin Level Factor Loss Factor Factor Remark MHz dBuV/m dBuV/m dB dBuV dB/m dB dB dB cm deg 1 5428.32 39.68 54.00 -14.32 28.12 32.31 12.89 34.68 1.04 313 211 Average	Blank

Mode	14	
	Harmonic	
	U-NII-1_5.15-5.25_802.11ax HE20_CH44_Full RU_5220MHz	
ANT	0	
Pol.	Horizontal	Vertical
Peak Avg	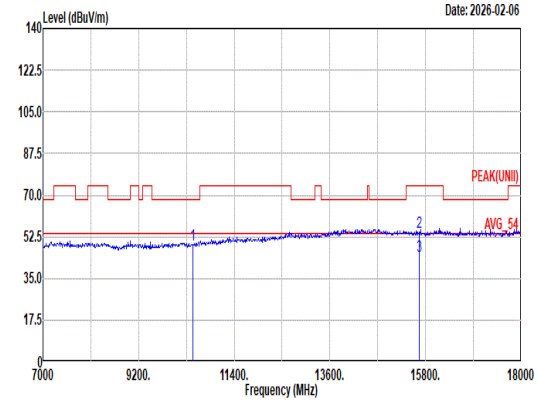 Site : 03CH21-HY Condition: PEAK(UNII) 3m DRH18-E_LE2C03A18EN_250807 HORIZONTAL Freq Level Limit Line Margin Read Level Ant Factor Cable Loss Preamp Factor Aux Factor APos TPos Remark MHz dBuV/m dBuV/m dB dBuV dB/m dB dB dB cm deg 1 10440.00 49.14 68.20 -19.06 31.95 37.20 18.03 39.83 1.79 -- -- Peak 2 15660.00 54.60 74.00 -19.40 34.98 40.96 22.57 46.06 2.15 -- -- Peak 3 15660.00 44.39 54.00 -9.61 24.77 40.96 22.57 46.06 2.15 -- -- Average	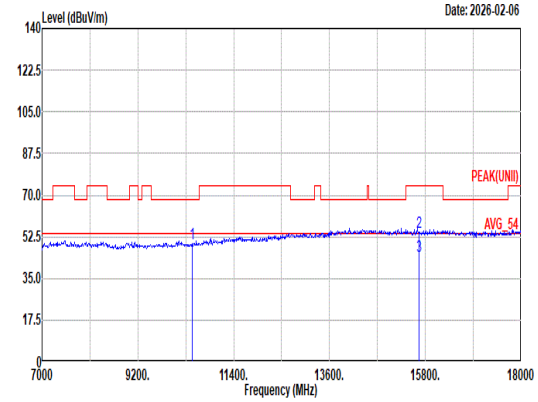 Site : 03CH21-HY Condition: PEAK(UNII) 3m DRH18-E_LE2C03A18EN_250807 VERTICAL Freq Level Limit Line Margin Read Level Ant Factor Cable Loss Preamp Factor Aux Factor APos TPos Remark MHz dBuV/m dBuV/m dB dBuV dB/m dB dB dB cm deg 1 10440.00 49.78 68.20 -18.42 32.59 37.20 18.03 39.83 1.79 -- -- Peak 2 15660.00 54.56 74.00 -19.44 34.94 40.96 22.57 46.06 2.15 -- -- Peak 3 15660.00 44.53 54.00 -9.47 24.91 40.96 22.57 46.06 2.15 -- -- Average

Mode	14	
	Harmonic	
	U-NII-1_5.15-5.25_802.11ax HE20_CH44_Full RU_5220MHz	
ANT	0	
Pol.	Horizontal	Vertical
10.6G ~18G Avg	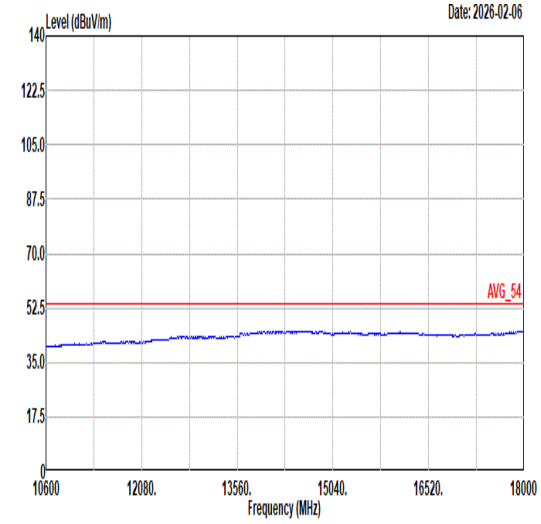 Site : 03CH21-HY Condition: AVG_54 3m DRH18-E_LE2C03A18EN_250807 HORIZONTAL	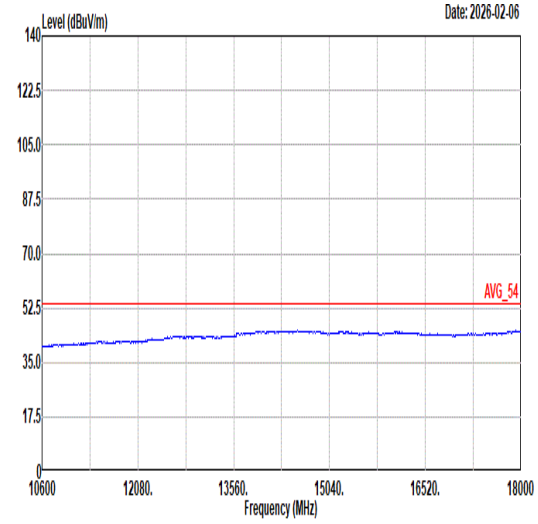 Site : 03CH21-HY Condition: AVG_54 3m DRH18-E_LE2C03A18EN_250807 VERTICAL

Mode	15	
	Band Edge - L	
	U-NII-1_5.15-5.25_802.11ax HE20_CH48_Full RU_5240MHz	
ANT	0	
Pol.	Horizontal	Fundamental
Peak	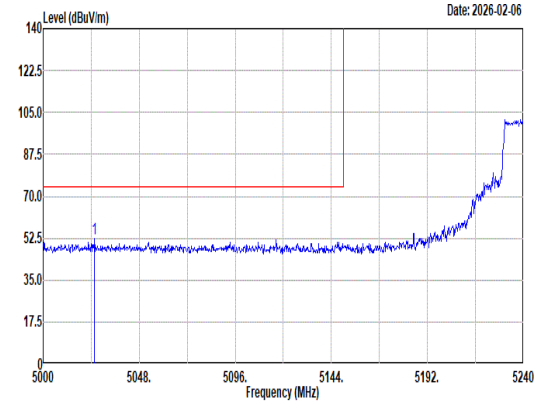 Site : 03CH21-HY Condition: PEAK_BE_74 3m DRH18-E_LE2C03A18EN_250807 HORIZONTAL : RBW:1000.000kHz VBW:3000.000kHz SWT:Auto 1 5025.68 52.20 74.00 -21.80 40.07 32.75 12.50 34.10 0.98 100 211 Peak	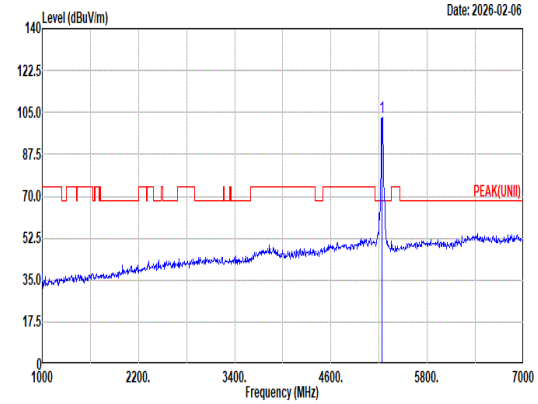 Site : 03CH21-HY Condition: PEAK(UNII) 3m DRH18-E_LE2C03A18EN_250807 HORIZONTAL : RBW:1000.000kHz VBW:3000.000kHz SWT:Auto 1 5240.00 102.88 ------ ------ 91.23 32.40 12.69 34.42 0.98 100 211 Peak
Avg	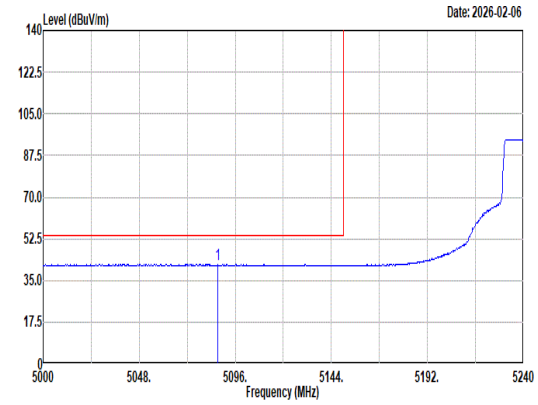 Site : 03CH21-HY Condition: AVG_BE_54 3m DRH18-E_LE2C03A18EN_250807 HORIZONTAL : RBW:1000.000kHz VBW:1.000kHz SWT:Auto 1 5087.12 41.72 54.00 -12.28 29.84 32.55 12.55 34.19 0.97 100 211 Average	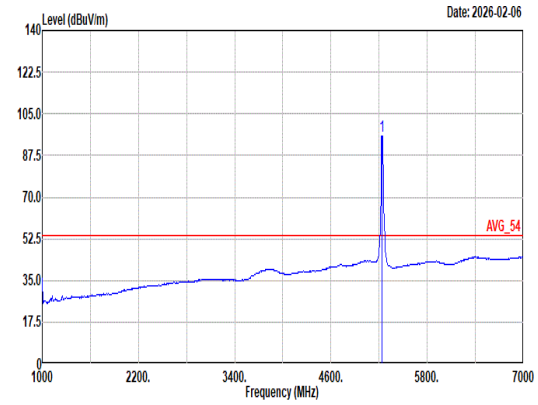 Site : 03CH21-HY Condition: AVG_54 3m DRH18-E_LE2C03A18EN_250807 HORIZONTAL : RBW:1000.000kHz VBW:1.000kHz SWT:Auto 1 5240.00 95.69 ------ ------ 84.02 32.43 12.67 34.40 0.97 100 211 Average

Mode	15	
	Band Edge - R	
	U-NII-1_5.15-5.25_802.11ax HE20_CH48_Full RU_5240MHz	
ANT	0	
Pol.	Horizontal	Fundamental
Peak	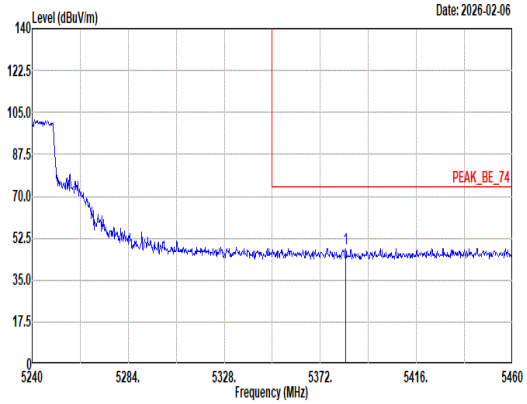 Site : 03CH21-HY Condition: PEAK_BE_74 3m DRH18-E_LE2C03A18EN_250807 HORIZONTAL : RBW:1000.000kHz VBW:3000.000kHz SWT:Auto Freq Level Limit Line Margin Read Level Ant Factor Cable Loss Preamp Factor Aux Factor APos TPos Remark MHz dBuV/m dBuV/m dB dBuV dB/m dB dB dB cm deg 1 5383.66 48.26 74.00 -25.74 36.75 32.23 12.84 34.61 1.05 100 211 Peak	Blank
Avg	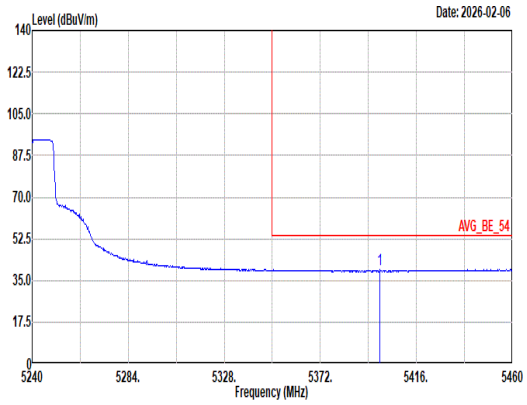 Site : 03CH21-HY Condition: AVG_BE_54 3m DRH18-E_LE2C03A18EN_250807 HORIZONTAL : RBW:1000.000kHz VBW:1.000kHz SWT:Auto Freq Level Limit Line Margin Read Level Ant Factor Cable Loss Preamp Factor Aux Factor APos TPos Remark MHz dBuV/m dBuV/m dB dBuV dB/m dB dB dB cm deg 1 5399.28 39.49 54.00 -14.51 28.00 32.20 12.86 34.63 1.06 100 211 Average	Blank

Mode	15	
	Band Edge - L	
	U-NII-1_5.15-5.25_802.11ax HE20_CH48_Full RU_5240MHz	
ANT	0	
Pol.	Vertical	Fundamental
Peak	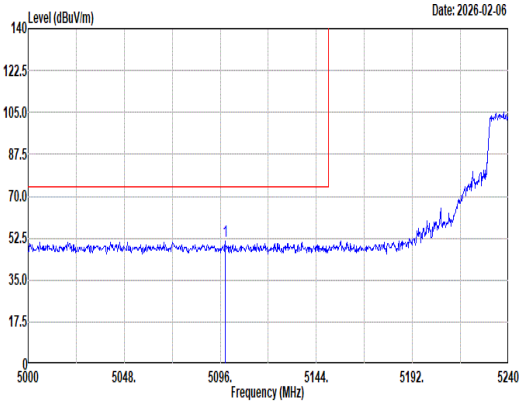 Site : 03CH21-HY Condition: PEAK_BE_74 3m DRH18-E_LE2C03A18EN_250807 VERTICAL : RBW:1000.000kHz VBW:3000.000kHz SWT:Auto 1 5098.40 51.17 74.00 -22.83 39.34 32.51 12.55 34.20 0.97 330 209 Peak	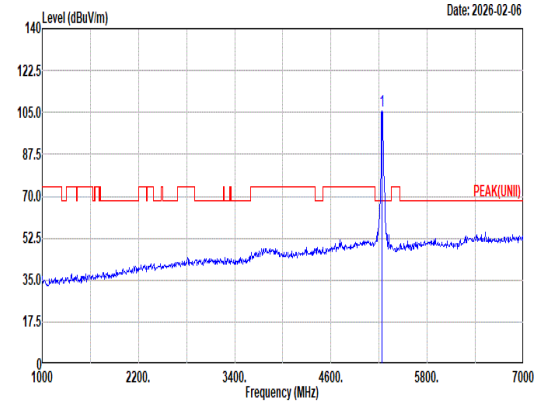 Site : 03CH21-HY Condition: PEAK(UNII) 3m DRH18-E_LE2C03A18EN_250807 VERTICAL : RBW:1000.000kHz VBW:3000.000kHz SWT:Auto 1 5240.00 105.85 ------ ------ 94.18 32.43 12.67 34.40 0.97 330 209 Peak
Avg	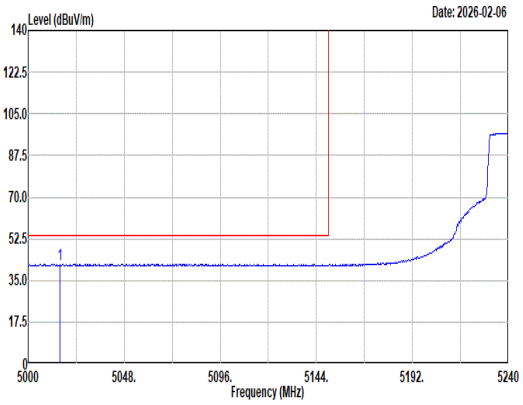 Site : 03CH21-HY Condition: AVG_BE_54 3m DRH18-E_LE2C03A18EN_250807 VERTICAL : RBW:1000.000kHz VBW:1.000kHz SWT:Auto 1 5016.08 41.96 54.00 -12.04 29.80 32.77 12.49 34.08 0.98 330 209 Average	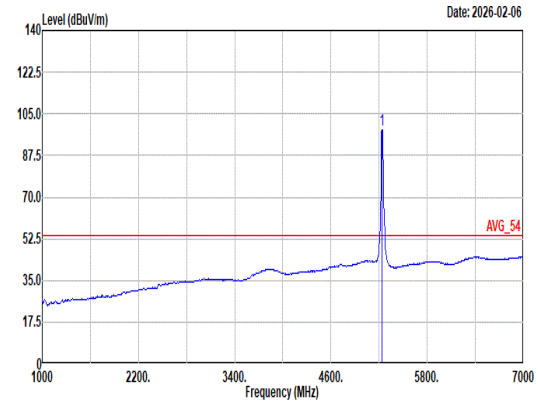 Site : 03CH21-HY Condition: AVG_54 3m DRH18-E_LE2C03A18EN_250807 VERTICAL : RBW:1000.000kHz VBW:1.000kHz SWT:Auto 1 5240.00 98.11 ------ ------ 86.45 32.42 12.68 34.41 0.97 330 209 Average

Mode	15	
	Band Edge - R	
	U-NII-1_5.15-5.25_802.11ax HE20_CH48_Full RU_5240MHz	
ANT	0	
Pol.	Vertical	Fundamental
Peak	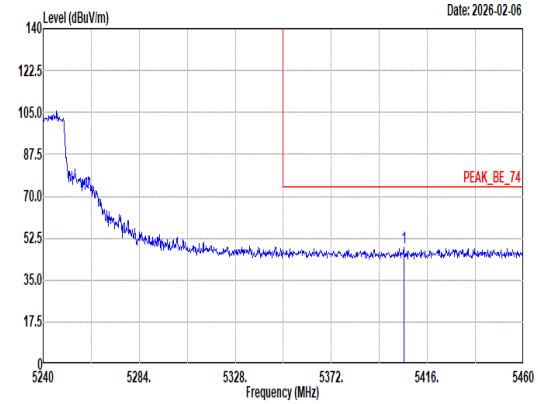 Site : 03CH21-HY Condition: PEAK_BE_74 3m DRH18-E_LE2C03A18EN_250807 VERTICAL : RBW:1000.000kHz VBW:3000.000kHz SWT:Auto Limit Read Ant Cable Preamp Aux APos TPos Freq Level Line Margin Level Factor Loss Factor Factor Remark MHz dBuV/m dBuV/m dB dBuV dB/m dB dB dB cm deg 1 5405.22 48.48 74.00 -25.52 36.97 32.22 12.87 34.64 1.06 330 209 Peak	Blank
Avg	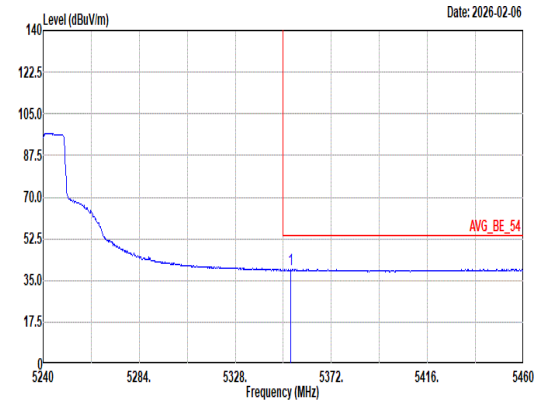 Site : 03CH21-HY Condition: AVG_BE_54 3m DRH18-E_LE2C03A18EN_250807 VERTICAL : RBW:1000.000kHz VBW:1.000kHz SWT:Auto Limit Read Ant Cable Preamp Aux APos TPos Freq Level Line Margin Level Factor Loss Factor Factor Remark MHz dBuV/m dBuV/m dB dBuV dB/m dB dB dB cm deg 1 5353.30 39.71 54.00 -14.29 28.15 32.29 12.81 34.57 1.03 330 209 Average	Blank

Mode	15	
	Harmonic	
	U-NII-1_5.15-5.25_802.11ax HE20_CH48_Full RU_5240MHz	
ANT	0	
Pol.	Horizontal	Vertical
Peak Avg	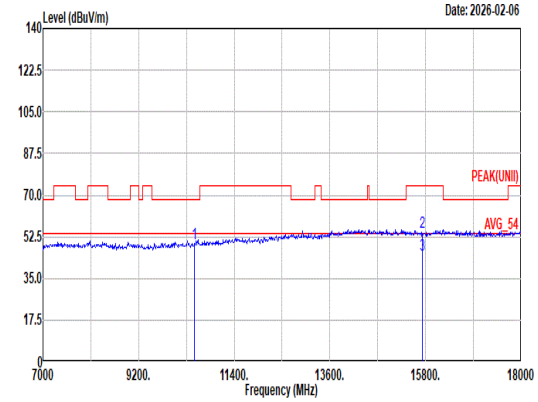 Site : 03CH21-HY Condition: PEAK(UNII) 3m DRH18-E_LE2C03A18EN_250807 HORIZONTAL Freq Level Limit Line Margin Read Level Ant Factor Cable Loss Preamp Factor Aux Factor APos TPos Remark MHz dBuV/m dBuV/m dB dBuV dB/m dB dB dB cm deg 1 10480.00 49.49 68.20 -18.71 32.25 37.26 18.07 39.89 1.80 -- -- Peak 2 15720.00 54.17 74.00 -19.83 34.74 40.80 22.62 46.13 2.14 -- -- Peak 3 15720.00 44.66 54.00 -9.34 25.23 40.80 22.62 46.13 2.14 -- -- Average	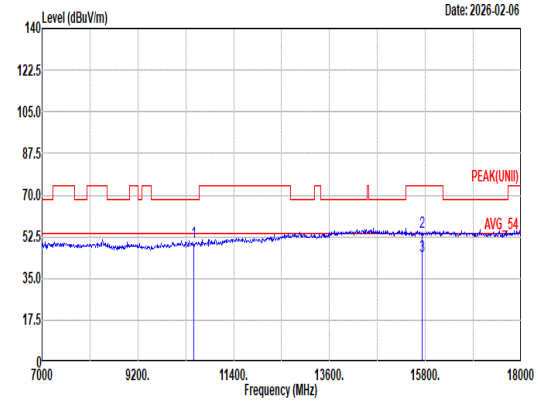 Site : 03CH21-HY Condition: PEAK(UNII) 3m DRH18-E_LE2C03A18EN_250807 VERTICAL Freq Level Limit Line Margin Read Level Ant Factor Cable Loss Preamp Factor Aux Factor APos TPos Remark MHz dBuV/m dBuV/m dB dBuV dB/m dB dB dB cm deg 1 10480.00 50.05 68.20 -18.15 32.81 37.26 18.07 39.89 1.80 -- -- Peak 2 15720.00 54.41 74.00 -19.59 34.98 40.80 22.62 46.13 2.14 -- -- Peak 3 15720.00 44.58 54.00 -9.42 25.15 40.80 22.62 46.13 2.14 -- -- Average

Mode	15	
	Harmonic	
	U-NII-1_5.15-5.25_802.11ax HE20_CH48_Full RU_5240MHz	
ANT	0	
Pol.	Horizontal	Vertical
10.6G ~18G Avg	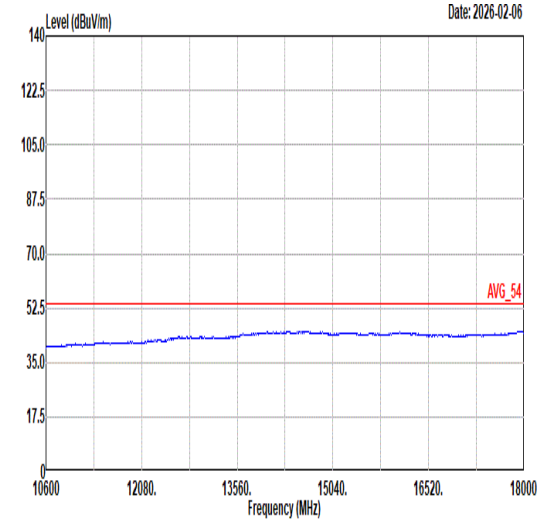 Site : 03CH21-HY Condition: AVG_54 3m DRH18-E_LE2C03A18EN_250807 HORIZONTAL	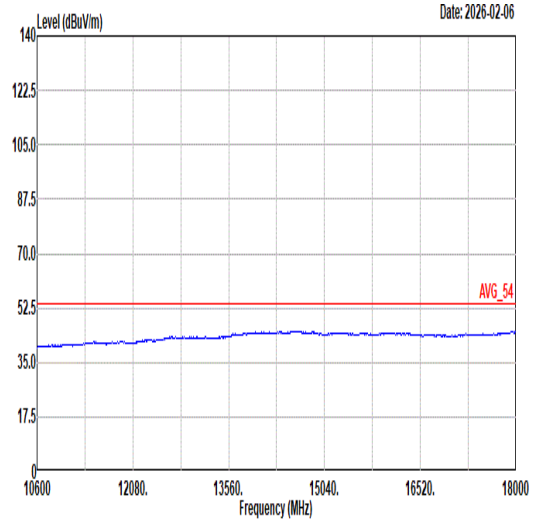 Site : 03CH21-HY Condition: AVG_54 3m DRH18-E_LE2C03A18EN_250807 VERTICAL

Mode	16	
	Band Edge - L	
	U-NII-1_5.15-5.25_802.11ax HE40_CH38_Full RU_5190MHz	
ANT	0	
Pol.	Horizontal	Fundamental
Peak	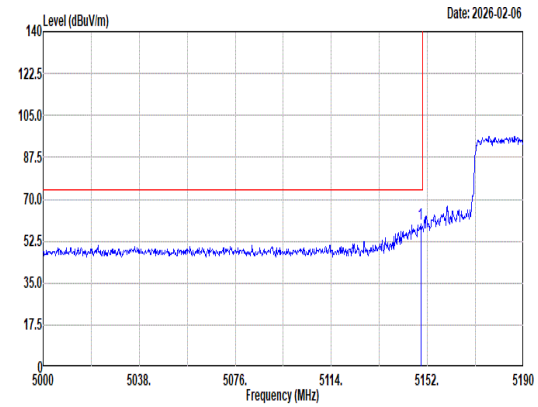 Site : 03CH21-HY Condition: PEAK_BE_74 3m DRH18-E_LE2C03A18EN_250807 HORIZONTAL : RBW:1000.000kHz VBW:3000.000kHz SWT:Auto Freq Level Limit Line Margin Read Level Ant Factor Cable Loss Preamp Factor Aux Factor APos TPos Remark MHz dBuV/m dBuV/m dB dBuV dB/m dB dB dB cm deg 1 5149.34 59.96 74.00 -14.04 48.19 32.50 12.59 34.28 0.96 100 195 Peak	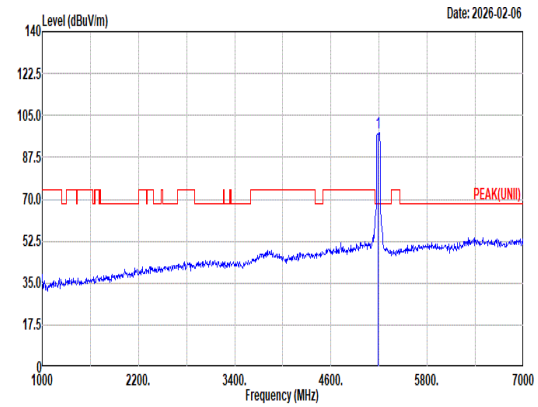 Site : 03CH21-HY Condition: PEAK(UNII) 3m DRH18-E_LE2C03A18EN_250807 HORIZONTAL : RBW:1000.000kHz VBW:3000.000kHz SWT:Auto Freq Level Limit Line Margin Read Level Ant Factor Cable Loss Preamp Factor Aux Factor APos TPos Remark MHz dBuV/m dBuV/m dB dBuV dB/m dB dB dB cm deg 1 5190.00 97.84 ------ ------ 86.11 32.50 12.63 34.35 0.95 100 195 Peak
Avg	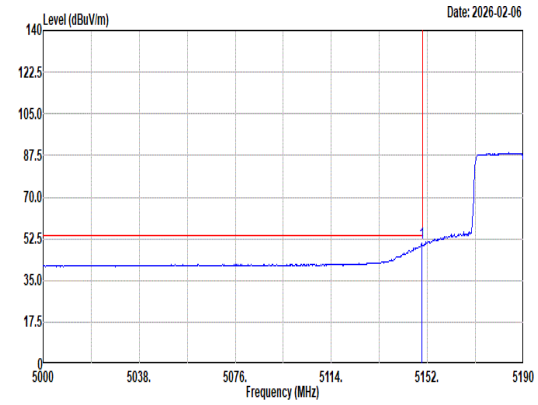 Site : 03CH21-HY Condition: AVG_BE_54 3m DRH18-E_LE2C03A18EN_250807 HORIZONTAL : RBW:1000.000kHz VBW:1.000kHz SWT:Auto Freq Level Limit Line Margin Read Level Ant Factor Cable Loss Preamp Factor Aux Factor APos TPos Remark MHz dBuV/m dBuV/m dB dBuV dB/m dB dB dB cm deg 1 5149.72 50.48 54.00 -3.52 38.71 32.50 12.59 34.28 0.96 100 195 Average	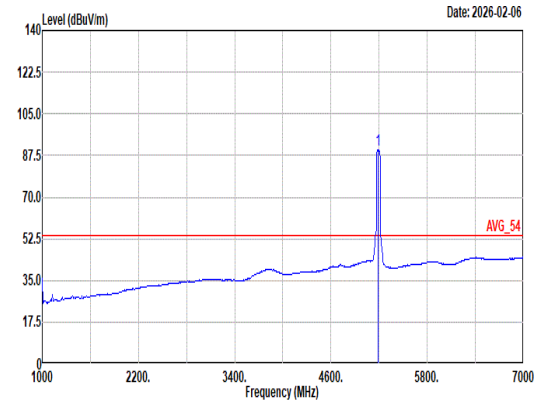 Site : 03CH21-HY Condition: AVG_54 3m DRH18-E_LE2C03A18EN_250807 HORIZONTAL : RBW:1000.000kHz VBW:1.000kHz SWT:Auto Freq Level Limit Line Margin Read Level Ant Factor Cable Loss Preamp Factor Aux Factor APos TPos Remark MHz dBuV/m dBuV/m dB dBuV dB/m dB dB dB cm deg 1 5190.00 89.69 ------ ------ 77.95 32.50 12.62 34.33 0.95 100 195 Average

Mode	16	
	Band Edge - R	
	U-NII-1_5.15-5.25_802.11ax HE40_CH38_Full RU_5190MHz	
ANT	0	
Pol.	Horizontal	Fundamental
Peak	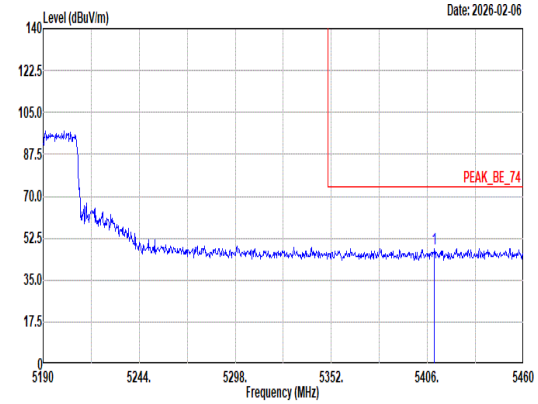 Site : 03CH21-HY Condition: PEAK_BE_74 3m DRH18-E_LE2C03A18EN_250807 HORIZONTAL : RBW:1000.000kHz VBW:3000.000kHz SWT:Auto Limit Read Ant Cable Preamp Aux APos TPos Freq Level Line Margin Level Factor Loss Factor Factor Remark MHz dBuV/m dBuV/m dB dBuV dB/m dB dB dB cm deg 1 5410.05 48.24 74.00 -25.76 36.73 32.24 12.87 34.65 1.05 100 195 Peak	Blank
Avg	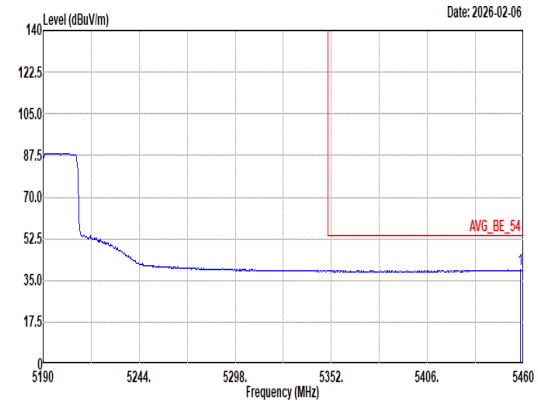 Site : 03CH21-HY Condition: AVG_BE_54 3m DRH18-E_LE2C03A18EN_250807 HORIZONTAL : RBW:1000.000kHz VBW:1.000kHz SWT:Auto Limit Read Ant Cable Preamp Aux APos TPos Freq Level Line Margin Level Factor Loss Factor Factor Remark MHz dBuV/m dBuV/m dB dBuV dB/m dB dB dB cm deg 1 5458.38 39.40 54.00 -14.60 27.76 32.42 12.92 34.72 1.02 100 195 Average	Blank

Mode	16	
	Band Edge - L	
	U-NII-1_5.15-5.25_802.11ax HE40_CH38_Full RU_5190MHz	
ANT	0	
Pol.	Vertical	Fundamental
Peak	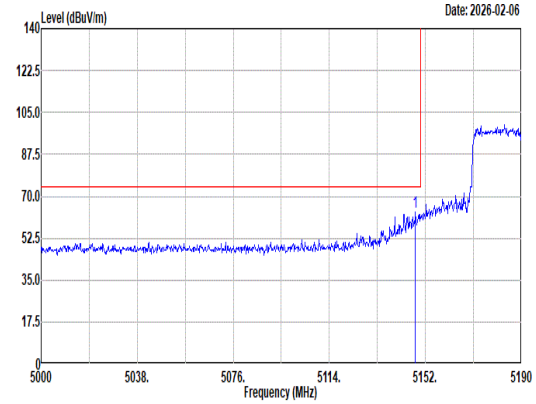 Site : 03CH21-HY Condition: PEAK_BE_74 3m DRH18-E_LE2C03A18EN_250807 VERTICAL : RBW:1000.000kHz VBW:3000.000kHz SWT:Auto 1 5148.01 63.40 74.00 -10.60 51.62 32.50 12.59 34.27 0.96 383 217 Peak	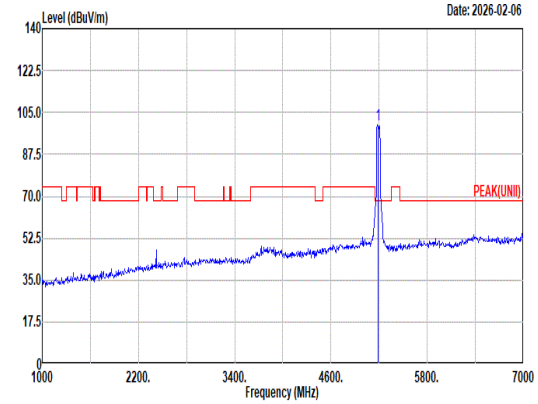 Site : 03CH21-HY Condition: PEAK(UNII) 3m DRH18-E_LE2C03A18EN_250807 VERTICAL : RBW:1000.000kHz VBW:3000.000kHz SWT:Auto 1 5190.00 99.74 ------ ------ 87.99 32.50 12.61 34.31 0.95 383 217 Peak
Avg	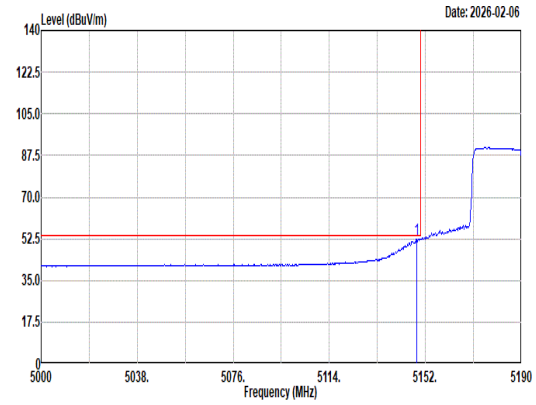 Site : 03CH21-HY Condition: AVG_BE_54 3m DRH18-E_LE2C03A18EN_250807 VERTICAL : RBW:1000.000kHz VBW:1.000kHz SWT:Auto 1 5148.58 52.43 54.00 -1.57 40.65 32.50 12.59 34.27 0.96 383 217 Average	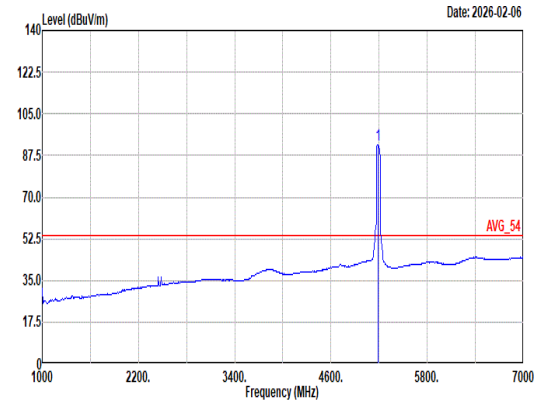 Site : 03CH21-HY Condition: AVG_54 3m DRH18-E_LE2C03A18EN_250807 VERTICAL : RBW:1000.000kHz VBW:1.000kHz SWT:Auto 1 5190.00 91.91 ------ ------ 80.16 32.50 12.61 34.31 0.95 383 217 Average

Mode	16	
	Band Edge - R	
	U-NII-1_5.15-5.25_802.11ax HE40_CH38_Full RU_5190MHz	
ANT	0	
Pol.	Vertical	Fundamental
Peak	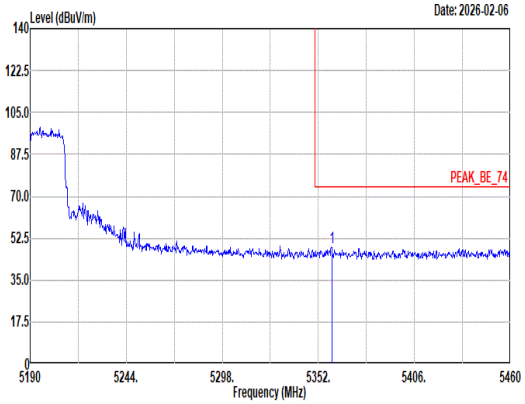 Site : 03CH21-HY Condition: PEAK_BE_74 3m DRH18-E_LE2C03A18EN_250807 VERTICAL : RBW:1000.000kHz VBW:3000.000kHz SWT:Auto Limit Read Ant Cable Preamp Aux APos TPos Freq Level Line Margin Level Factor Loss Factor Factor Remark MHz dBuV/m dBuV/m dB dBuV dB/m dB dB dB cm deg 1 5359.56 48.80 74.00 -25.20 37.25 32.28 12.81 34.58 1.04 383 217 Peak	Blank
Avg	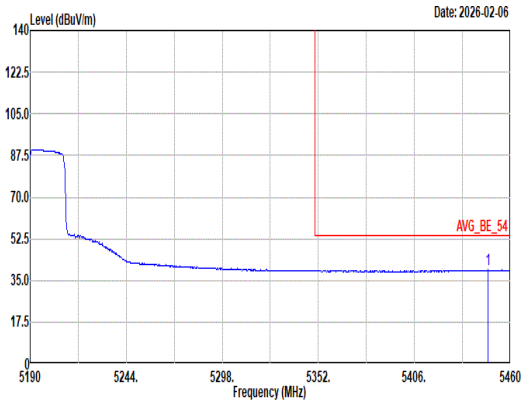 Site : 03CH21-HY Condition: AVG_BE_54 3m DRH18-E_LE2C03A18EN_250807 VERTICAL : RBW:1000.000kHz VBW:1.000kHz SWT:Auto Limit Read Ant Cable Preamp Aux APos TPos Freq Level Line Margin Level Factor Loss Factor Factor Remark MHz dBuV/m dBuV/m dB dBuV dB/m dB dB dB cm deg 1 5447.31 39.39 54.00 -14.61 27.76 32.39 12.91 34.70 1.03 383 217 Average	Blank

Mode	16	
	Harmonic	
	U-NII-1_5.15-5.25_802.11ax HE40_CH38_Full RU_5190MHz	
ANT	0	
Pol.	Horizontal	Vertical
Peak Avg	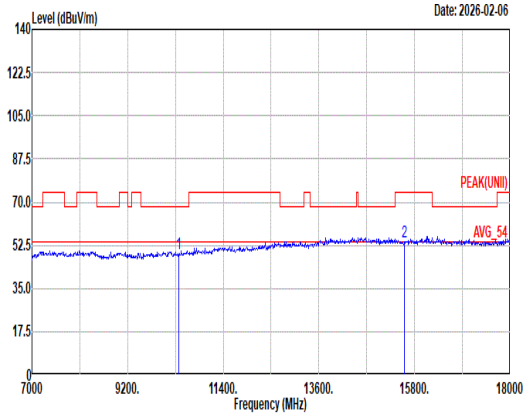 Site : 03CH21-HY Condition: PEAK(UNII) 3m DRH18-E_LE2C03A18EN_250807 HORIZONTAL Freq Level Limit Line Margin Read Level Ant Factor Cable Loss Preamp Factor Aux Factor APos TPos Remark 1 10380.00 49.37 68.20 -18.83 32.08 37.28 17.97 39.74 1.78 -- -- Peak 2 15570.00 53.98 74.00 -20.02 34.37 40.92 22.49 45.95 2.15 -- -- Peak	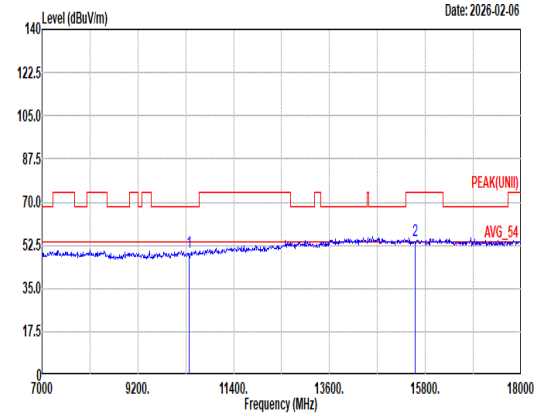 Site : 03CH21-HY Condition: PEAK(UNII) 3m DRH18-E_LE2C03A18EN_250807 VERTICAL Freq Level Limit Line Margin Read Level Ant Factor Cable Loss Preamp Factor Aux Factor APos TPos Remark 1 10380.00 49.69 68.20 -18.51 32.40 37.28 17.97 39.74 1.78 -- -- Peak 2 15570.00 54.52 74.00 -19.48 34.91 40.92 22.49 45.95 2.15 -- -- Peak

Mode	16	
	Harmonic	
	U-NII-1_5.15-5.25_802.11ax HE40_CH38_Full RU_5190MHz	
ANT	0	
Pol.	Horizontal	Vertical
10.6G ~18G Avg	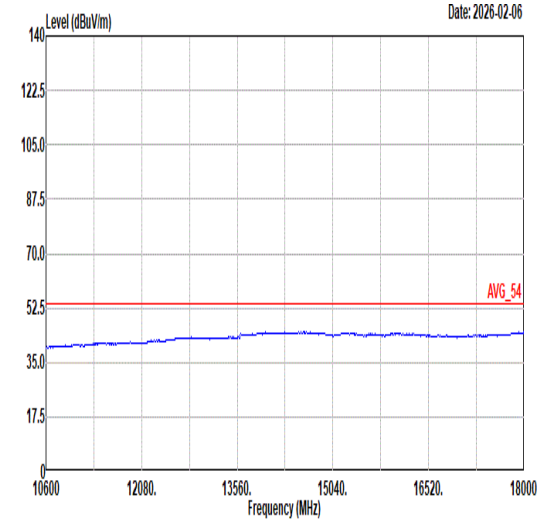 Site : 03CH21-HY Condition: AVG_54 3m DRH18-E_LE2C03A18EN_250807 HORIZONTAL	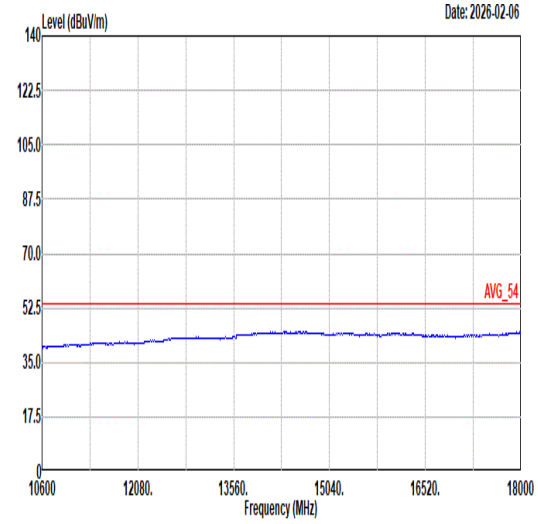 Site : 03CH21-HY Condition: AVG_54 3m DRH18-E_LE2C03A18EN_250807 VERTICAL

Mode	17	
	Band Edge - L	
	U-NII-1_5.15-5.25_802.11ax HE40_CH46_Full RU_5230MHz	
ANT	0	
Pol.	Horizontal	Fundamental
Peak	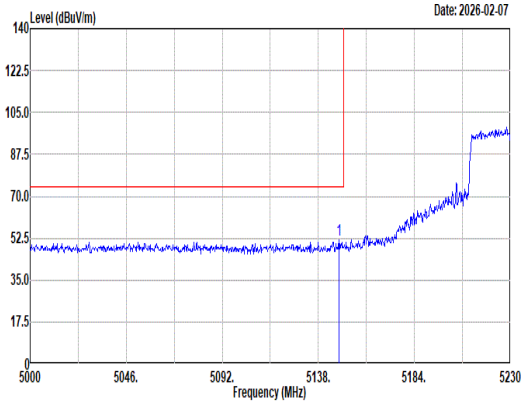 Site : 03CH21-HY Condition: PEAK_BE_74 3m DRH18-E_LE2C03A18EN_250807 HORIZONTAL : RBW:1000.000kHz VBW:3000.000kHz SWT:Auto 1 5147.89 51.89 74.00 -22.11 40.11 32.50 12.59 34.27 0.96 100 225 Peak	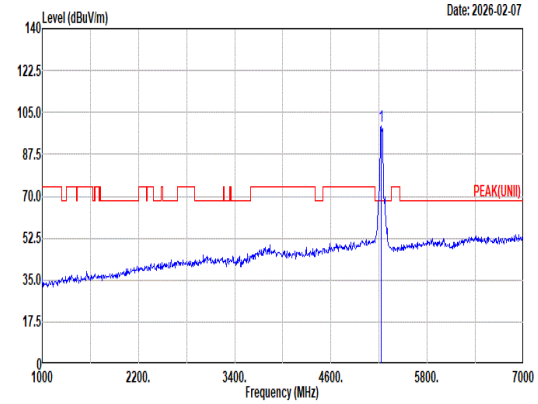 Site : 03CH21-HY Condition: PEAK(UNII) 3m DRH18-E_LE2C03A18EN_250807 HORIZONTAL : RBW:1000.000kHz VBW:3000.000kHz SWT:Auto 1 5230.00 99.10 ------ ------ 87.42 32.44 12.66 34.39 0.97 100 225 Peak
Avg	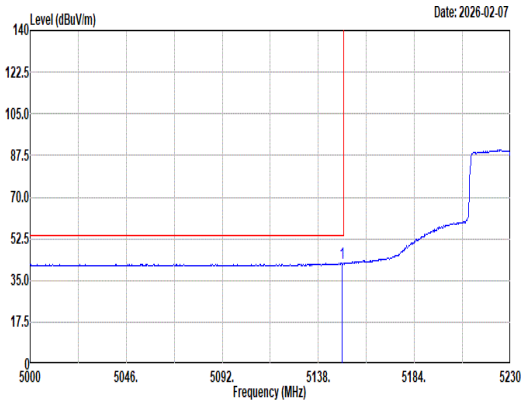 Site : 03CH21-HY Condition: AVG_BE_54 3m DRH18-E_LE2C03A18EN_250807 HORIZONTAL : RBW:1000.000kHz VBW:1.000kHz SWT:Auto 1 5149.50 42.24 54.00 -11.76 30.47 32.50 12.59 34.28 0.96 100 225 Average	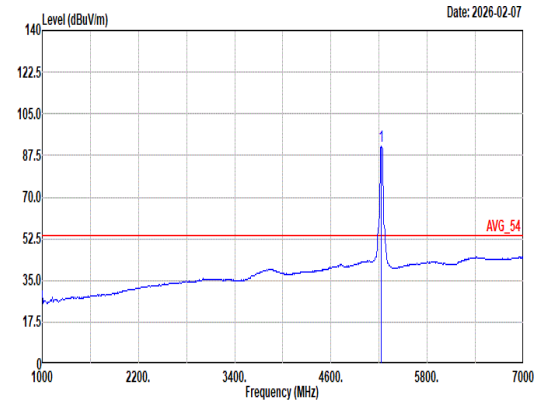 Site : 03CH21-HY Condition: AVG_54 3m DRH18-E_LE2C03A18EN_250807 HORIZONTAL : RBW:1000.000kHz VBW:1.000kHz SWT:Auto 1 5230.00 91.14 ------ ------ 79.45 32.45 12.66 34.38 0.96 100 225 Average

Mode	17	
	Band Edge - R	
	U-NII-1_5.15-5.25_802.11ax HE40_CH46_Full RU_5230MHz	
ANT	0	
Pol.	Horizontal	Fundamental
Peak	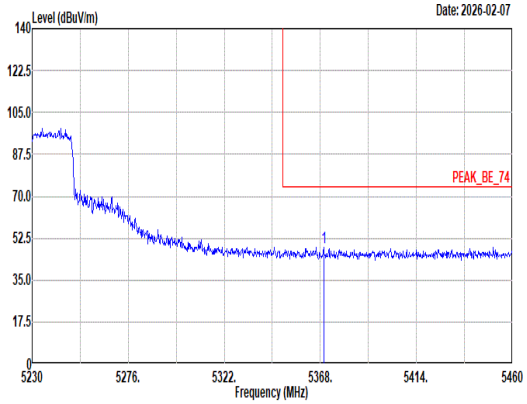 Site : 03CH21-HY Condition: PEAK_BE_74 3m DRH18-E_LE2C03A18EN_250807 HORIZONTAL : RBW:1000.000kHz VBW:3000.000kHz SWT:Auto Freq Level Limit Line Margin Read Level Ant Factor Cable Loss Preamp Factor Aux Factor APos TPos Remark MHz dBuV/m dBuV/m dB dBuV dB/m dB dB dB cm deg 1 5369.61 48.50 74.00 -25.50 36.96 32.26 12.83 34.59 1.04 100 225 Peak	Blank
Avg	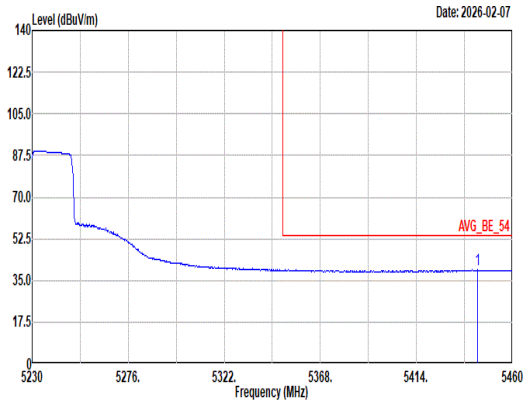 Site : 03CH21-HY Condition: AVG_BE_54 3m DRH18-E_LE2C03A18EN_250807 HORIZONTAL : RBW:1000.000kHz VBW:1.000kHz SWT:Auto Freq Level Limit Line Margin Read Level Ant Factor Cable Loss Preamp Factor Aux Factor APos TPos Remark MHz dBuV/m dBuV/m dB dBuV dB/m dB dB dB cm deg 1 5443.44 39.44 54.00 -14.56 27.84 32.37 12.90 34.70 1.03 100 225 Average	Blank

Mode	17	
	Band Edge - L	
	U-NII-1_5.15-5.25_802.11ax HE40_CH46_Full RU_5230MHz	
ANT	0	
Pol.	Vertical	Fundamental
Peak	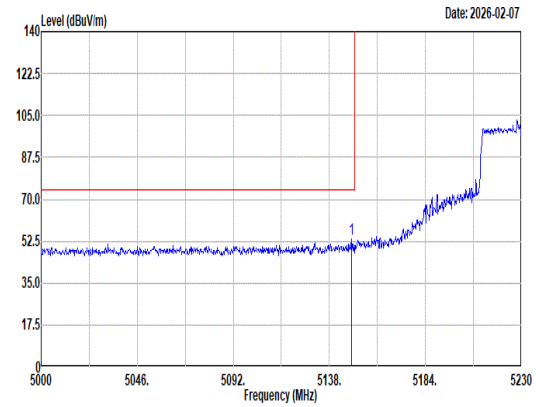 Site : 03CH21-HY Condition: PEAK_BE_74 3m DRH18-E_LE2C03A18EN_250807 VERTICAL : RBW:1000.000kHz VBW:3000.000kHz SWT:Auto 1 5148.58 53.42 74.00 -20.58 41.64 32.50 12.59 34.27 0.96 348 219 Peak	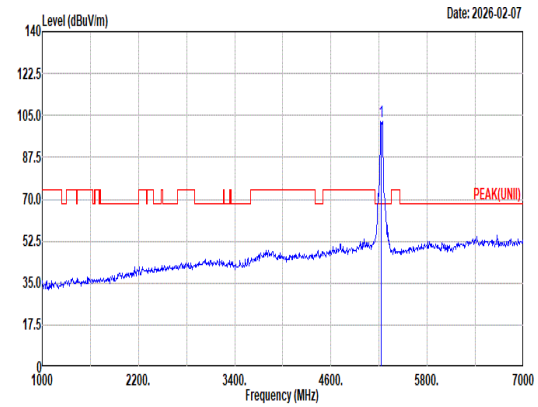 Site : 03CH21-HY Condition: PEAK(UNII) 3m DRH18-E_LE2C03A18EN_250807 VERTICAL : RBW:1000.000kHz VBW:3000.000kHz SWT:Auto 1 5230.00 102.54 ------ ------ 90.84 32.46 12.65 34.37 0.96 348 219 Peak
Avg	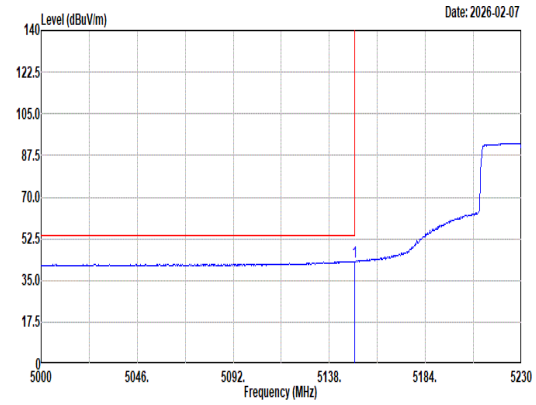 Site : 03CH21-HY Condition: AVG_BE_54 3m DRH18-E_LE2C03A18EN_250807 VERTICAL : RBW:1000.000kHz VBW:1.000kHz SWT:Auto 1 5149.96 43.05 54.00 -10.95 31.28 32.50 12.59 34.28 0.96 348 219 Average	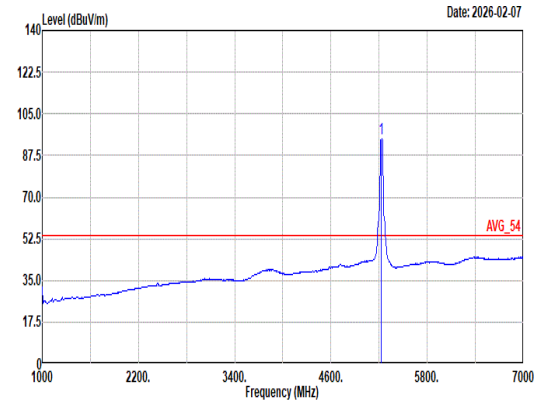 Site : 03CH21-HY Condition: AVG_54 3m DRH18-E_LE2C03A18EN_250807 VERTICAL : RBW:1000.000kHz VBW:1.000kHz SWT:Auto 1 5230.00 94.42 ------ ------ 82.75 32.43 12.67 34.40 0.97 348 219 Average

Mode	17	
	Band Edge - R	
	U-NII-1_5.15-5.25_802.11ax HE40_CH46_Full RU_5230MHz	
ANT	0	
Pol.	Vertical	Fundamental
Peak	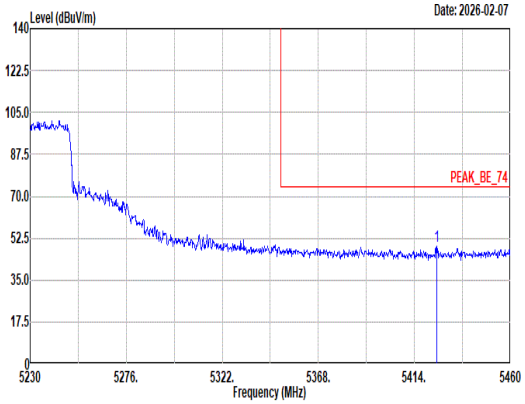 Site : 03CH21-HY Condition: PEAK_BE_74 3m DRH18-E_LE2C03A18EN_250807 VERTICAL : RBW:1000.000kHz VBW:3000.000kHz SWT:Auto Limit Read Ant Cable Preamp Aux APos TPos Freq Level Line Margin Level Factor Loss Factor Factor Remark MHz dBuV/m dBuV/m dB dBuV dB/m dB dB dB cm deg 1 5424.81 48.90 74.00 -25.10 37.35 32.30 12.88 34.67 1.04 348 219 Peak	Blank
Avg	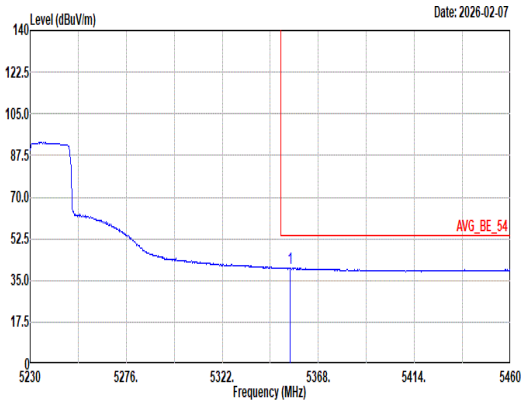 Site : 03CH21-HY Condition: AVG_BE_54 3m DRH18-E_LE2C03A18EN_250807 VERTICAL : RBW:1000.000kHz VBW:1.000kHz SWT:Auto Limit Read Ant Cable Preamp Aux APos TPos Freq Level Line Margin Level Factor Loss Factor Factor Remark MHz dBuV/m dBuV/m dB dBuV dB/m dB dB dB cm deg 1 5354.43 40.28 54.00 -13.72 28.72 32.29 12.81 34.57 1.03 348 219 Average	Blank

Mode	17	
	Harmonic	
	U-NII-1_5.15-5.25_802.11ax HE40_CH46_Full RU_5230MHz	
ANT	0	
Pol.	Horizontal	Vertical
Peak Avg	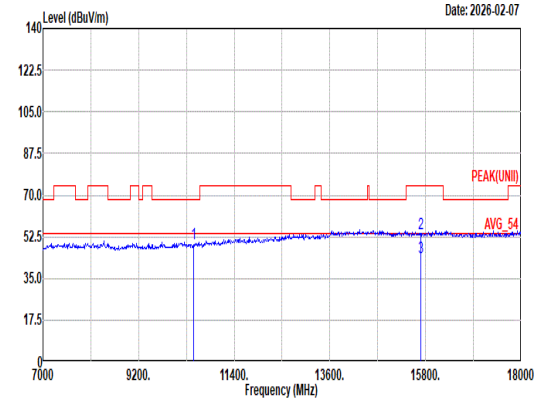 Site : 03CH21-HY Condition: PEAK(UNII) 3m DRH18-E_LE2C03A18EN_250807 HORIZONTAL Freq Level Limit Line Margin Read Level Ant Factor Cable Loss Preamp Factor Aux Factor APos TPos Remark MHz dBuV/m dBuV/m dB dBuV dB/m dB dB dB cm deg 1 10460.00 49.52 68.20 -18.68 32.32 37.22 18.05 39.86 1.79 -- -- Peak 2 15690.00 54.00 74.00 -20.00 34.51 40.84 22.59 46.09 2.15 -- -- Peak 3 15690.00 44.11 54.00 -9.89 24.62 40.84 22.59 46.09 2.15 -- -- Average	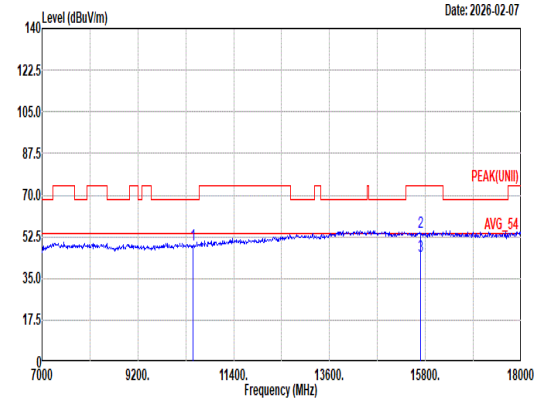 Site : 03CH21-HY Condition: PEAK(UNII) 3m DRH18-E_LE2C03A18EN_250807 VERTICAL Freq Level Limit Line Margin Read Level Ant Factor Cable Loss Preamp Factor Aux Factor APos TPos Remark MHz dBuV/m dBuV/m dB dBuV dB/m dB dB dB cm deg 1 10460.00 49.06 68.20 -19.14 31.86 37.22 18.05 39.86 1.79 -- -- Peak 2 15690.00 54.54 74.00 -19.46 35.05 40.84 22.59 46.09 2.15 -- -- Peak 3 15690.00 44.21 54.00 -9.79 24.72 40.84 22.59 46.09 2.15 -- -- Average

Mode	17	
	Harmonic	
	U-NII-1_5.15-5.25_802.11ax HE40_CH46_Full RU_5230MHz	
ANT	0	
Pol.	Horizontal	Vertical
10.6G ~18G Avg	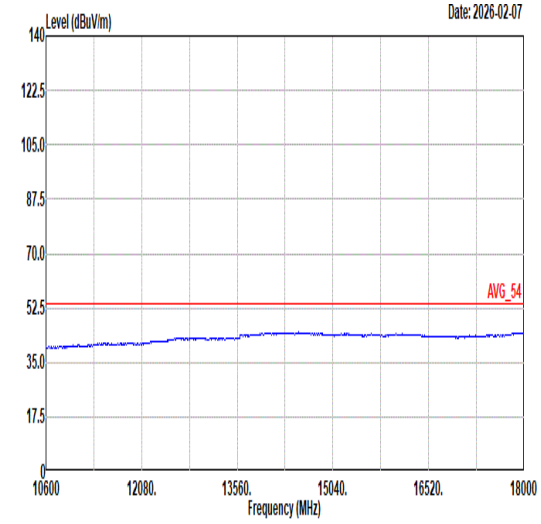 Site : 03CH21-HY Condition: AVG_54 3m DRH18-E_LE2C03A18EN_250807 HORIZONTAL	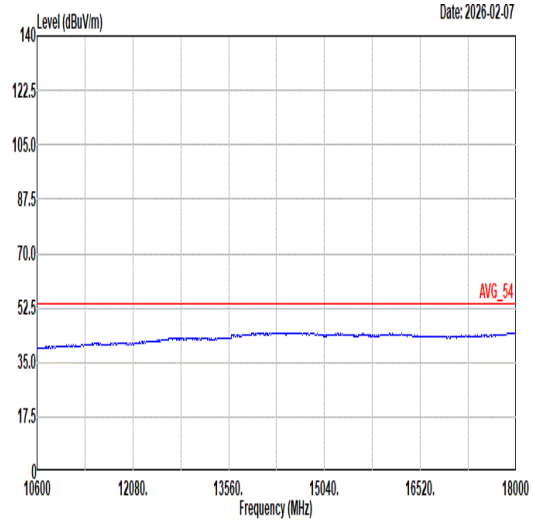 Site : 03CH21-HY Condition: AVG_54 3m DRH18-E_LE2C03A18EN_250807 VERTICAL

Mode	18	
	Band Edge - L	
	U-NII-1_5.15-5.25_802.11ax HE80_CH42_Full RU_5210MHz	
ANT	0	
Pol.	Horizontal	Fundamental
Peak	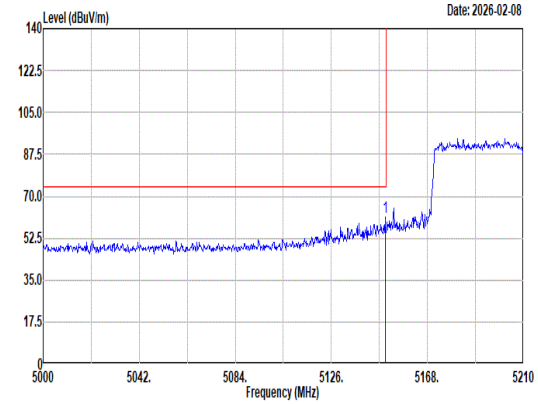 Site : 03CH21-HY Condition: PEAK_BE_74 3m DRH18-E_LE2C03A18EN_250807 HORIZONTAL : RBW:1000.000kHz VBW:3000.000kHz SWT:Auto 1 5149.52 61.32 74.00 -12.68 49.55 32.50 12.59 34.28 0.96 100 221 Peak	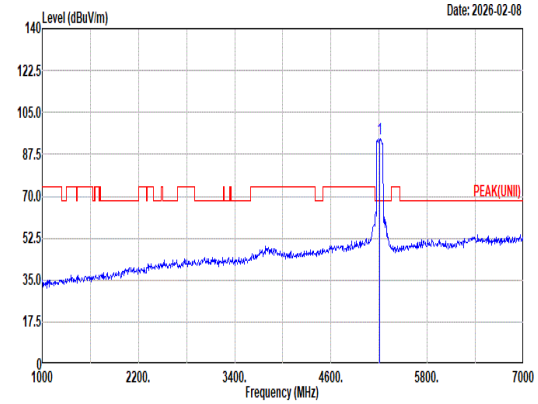 Site : 03CH21-HY Condition: PEAK(UNII) 3m DRH18-E_LE2C03A18EN_250807 HORIZONTAL : RBW:1000.000kHz VBW:3000.000kHz SWT:Auto 1 5210.00 94.01 ------ ------ 82.27 32.50 12.63 34.34 0.95 100 221 Peak
Avg	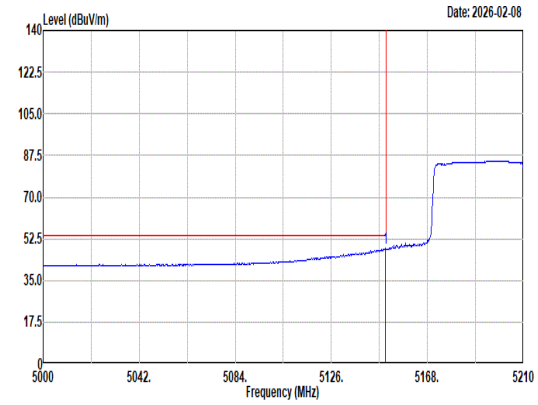 Site : 03CH21-HY Condition: AVG_BE_54 3m DRH18-E_LE2C03A18EN_250807 HORIZONTAL : RBW:1000.000kHz VBW:1.100kHz SWT:Auto 1 5149.73 48.54 54.00 -5.46 36.77 32.50 12.59 34.28 0.96 100 221 Average	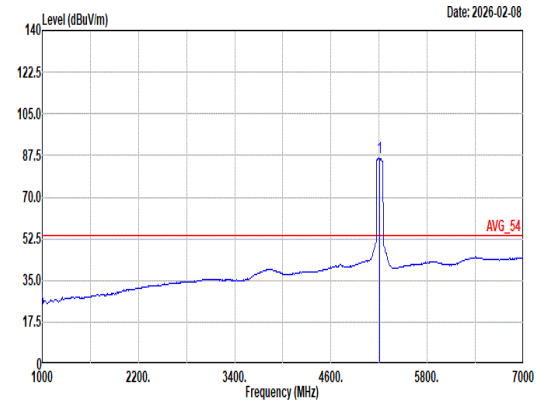 Site : 03CH21-HY Condition: AVG_54 3m DRH18-E_LE2C03A18EN_250807 HORIZONTAL : RBW:1000.000kHz VBW:1.100kHz SWT:Auto 1 5210.00 86.41 ------ ------ 74.68 32.50 12.63 34.35 0.95 100 221 Average

Mode	18	
	Band Edge - R	
	U-NII-1_5.15-5.25_802.11ax HE80_CH42_Full RU_5210MHz	
ANT	0	
Pol.	Horizontal	Fundamental
Peak	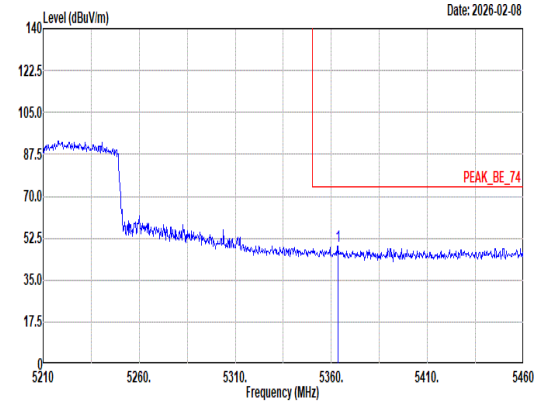 Site : 03CH21-HY Condition: PEAK_BE_74 3m DRH18-E_LE2C03A18EN_250807 HORIZONTAL : RBW:1000.000kHz VBW:3000.000kHz SWT:Auto Freq Level Limit Line Margin Read Level Ant Factor Cable Loss Preamp Factor Aux Factor APos TPos Remark MHz dBuV/m dBuV/m dB dBuV dB/m dB dB dB cm deg 1 5363.50 49.16 74.00 -24.84 37.61 32.27 12.82 34.58 1.04 100 221 Peak	Blank
Avg	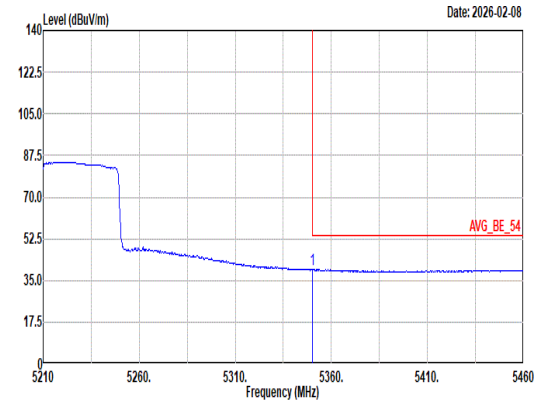 Site : 03CH21-HY Condition: AVG_BE_54 3m DRH18-E_LE2C03A18EN_250807 HORIZONTAL : RBW:1000.000kHz VBW:1.100kHz SWT:Auto Freq Level Limit Line Margin Read Level Ant Factor Cable Loss Preamp Factor Aux Factor APos TPos Remark MHz dBuV/m dBuV/m dB dBuV dB/m dB dB dB cm deg 1 5350.25 39.56 54.00 -14.44 27.99 32.30 12.80 34.56 1.03 100 221 Average	Blank

Mode	18	
	Band Edge - L	
	U-NII-1_5.15-5.25_802.11ax HE80_CH42_Full RU_5210MHz	
ANT	0	
Pol.	Vertical	Fundamental
Peak	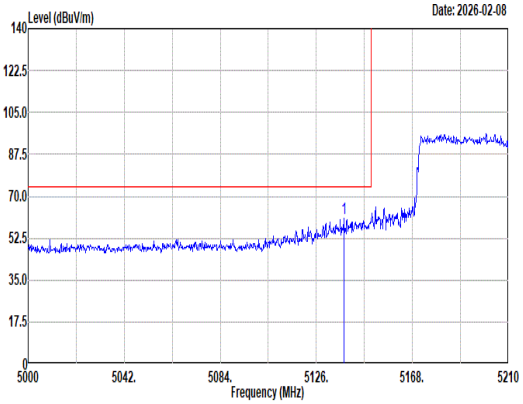 Site : 03CH21-HY Condition: PEAK_BE_74 3m DRH18-E_LE2C03A18EN_250807 VERTICAL : RBW:1000.000kHz VBW:3000.000kHz SWT:Auto 1 5137.97 60.81 74.00 -13.19 49.03 32.50 12.58 34.26 0.96 383 209 Peak	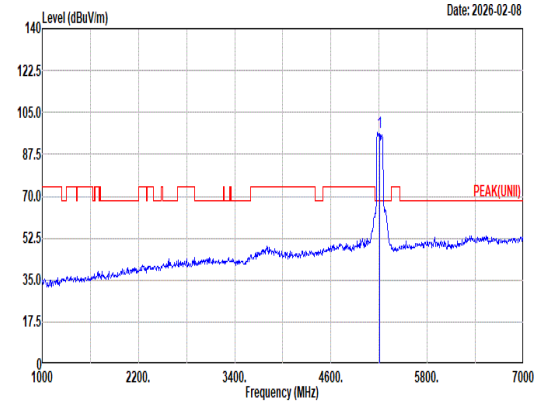 Site : 03CH21-HY Condition: PEAK(UNII) 3m DRH18-E_LE2C03A18EN_250807 VERTICAL : RBW:1000.000kHz VBW:3000.000kHz SWT:Auto 1 5210.00 96.65 ------ ------ 84.90 32.50 12.62 34.32 0.95 383 209 Peak
Avg	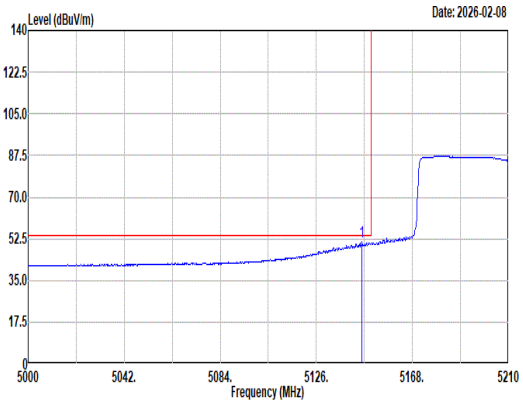 Site : 03CH21-HY Condition: AVG_BE_54 3m DRH18-E_LE2C03A18EN_250807 VERTICAL : RBW:1000.000kHz VBW:1.100kHz SWT:Auto 1 5145.95 51.28 54.00 -2.72 39.50 32.50 12.59 34.27 0.96 383 209 Average	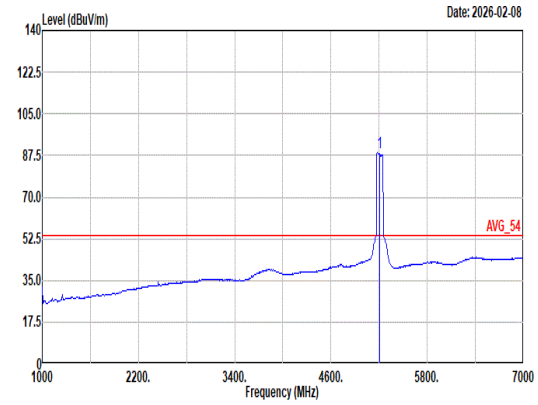 Site : 03CH21-HY Condition: AVG_54 3m DRH18-E_LE2C03A18EN_250807 VERTICAL : RBW:1000.000kHz VBW:1.100kHz SWT:Auto 1 5210.00 88.68 ------ ------ 76.93 32.50 12.62 34.32 0.95 383 209 Average

Mode	18	
	Band Edge - R	
	U-NII-1_5.15-5.25_802.11ax HE80_CH42_Full RU_5210MHz	
ANT	0	
Pol.	Vertical	Fundamental
Peak	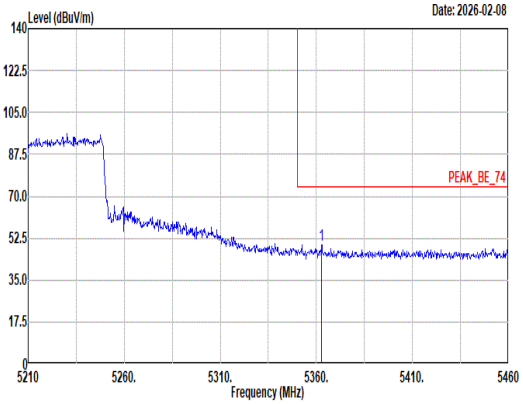 Site : 03CH21-HY Condition: PEAK_BE_74 3m DRH18-E_LE2C03A18EN_250807 VERTICAL : RBW:1000.000kHz VBW:3000.000kHz SWT:Auto Limit Read Ant Cable Preamp Aux APos TPos Freq Level Line Margin Level Factor Loss Factor Factor Remark MHz dBuV/m dBuV/m dB dBuV dB/m dB dB dB cm deg 1 5362.75 49.66 74.00 -24.34 38.11 32.27 12.82 34.58 1.04 383 209 Peak	Blank
Avg	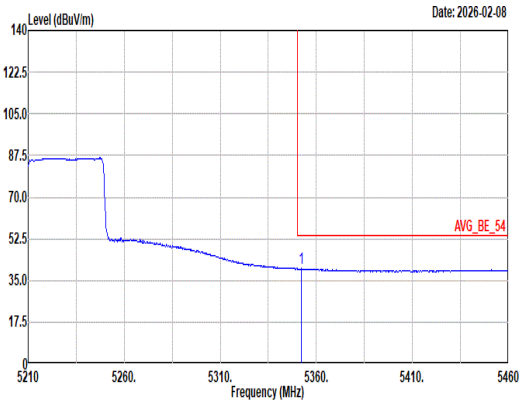 Site : 03CH21-HY Condition: AVG_BE_54 3m DRH18-E_LE2C03A18EN_250807 VERTICAL : RBW:1000.000kHz VBW:1.100kHz SWT:Auto Limit Read Ant Cable Preamp Aux APos TPos Freq Level Line Margin Level Factor Loss Factor Factor Remark MHz dBuV/m dBuV/m dB dBuV dB/m dB dB dB cm deg 1 5352.25 39.90 54.00 -14.10 28.33 32.30 12.81 34.57 1.03 383 209 Average	Blank

Mode	18	
	Harmonic	
	U-NII-1_5.15-5.25_802.11ax HE80_CH42_Full RU_5210MHz	
ANT	0	
Pol.	Horizontal	Vertical
Peak Avg	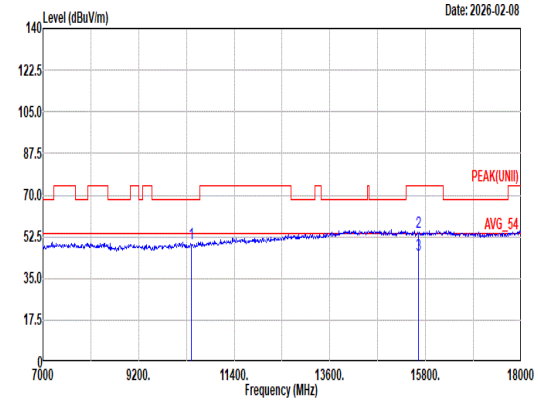 Site : 03CH21-HY Condition: PEAK(UNII) 3m DRH18-E_LE2C03A18EN_250807 HORIZONTAL Freq Level Limit Line Margin Read Level Ant Factor Cable Loss Preamp Factor Aux Factor APos TPos Remark MHz dBuV/m dBuV/m dB dBuV dB/m dB dB dB cm deg 1 10420.00 49.82 68.20 -18.38 32.62 37.20 18.01 39.80 1.79 -- -- Peak 2 15630.00 54.52 74.00 -19.48 34.81 41.04 22.54 46.02 2.15 -- -- Peak 3 15630.00 44.72 54.00 -9.28 25.01 41.04 22.54 46.02 2.15 -- -- Average	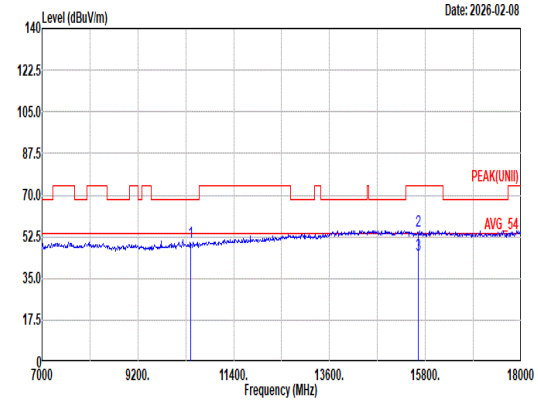 Site : 03CH21-HY Condition: PEAK(UNII) 3m DRH18-E_LE2C03A18EN_250807 VERTICAL Freq Level Limit Line Margin Read Level Ant Factor Cable Loss Preamp Factor Aux Factor APos TPos Remark MHz dBuV/m dBuV/m dB dBuV dB/m dB dB dB cm deg 1 10420.00 50.13 68.20 -18.07 32.93 37.20 18.01 39.80 1.79 -- -- Peak 2 15630.00 54.90 74.00 -19.10 35.19 41.04 22.54 46.02 2.15 -- -- Peak 3 15630.00 44.74 54.00 -9.26 25.03 41.04 22.54 46.02 2.15 -- -- Average

Mode	18	
	Harmonic	
	U-NII-1_5.15-5.25_802.11ax HE80_CH42_Full RU_5210MHz	
ANT	0	
Pol.	Horizontal	Vertical
10.6G ~18G Avg	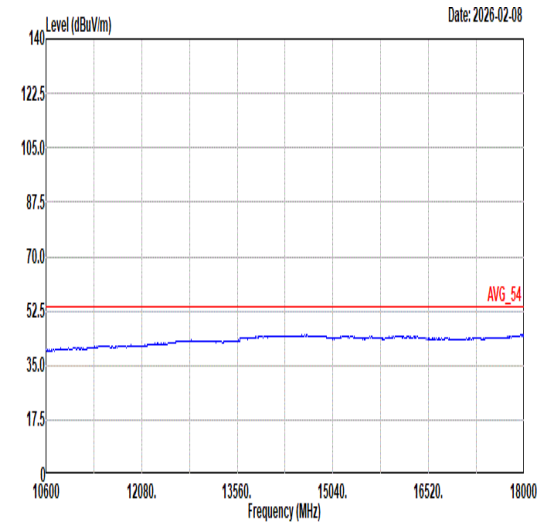 Site : 03CH21-HY Condition: AVG_54 3m DRH18-E_LE2C03A18EN_250807 HORIZONTAL	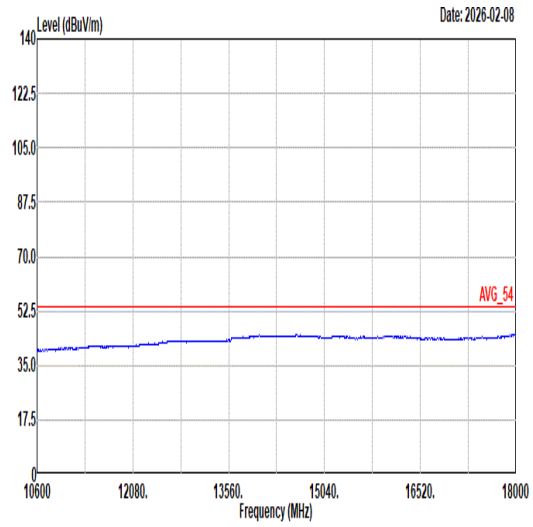 Site : 03CH21-HY Condition: AVG_54 3m DRH18-E_LE2C03A18EN_250807 VERTICAL

Mode	19	
	Band Edge - L	
	U-NII-2A_5.25-5.35_802.11a_CH52_5260MHz	
ANT	0	
Pol.	Horizontal	Fundamental
Peak	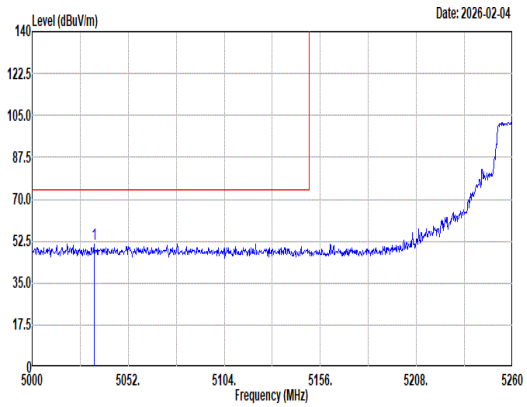 Site : 03CH21-HY Condition: PEAK_BE_74 3m DRH18-E_LE2C03A18EN_250807 HORIZONTAL : RBW:1000.000kHz VBW:3000.000kHz SWT:Auto 1 5033.54 51.50 74.00 -22.50 39.40 32.73 12.51 34.11 0.97 100 214 Peak	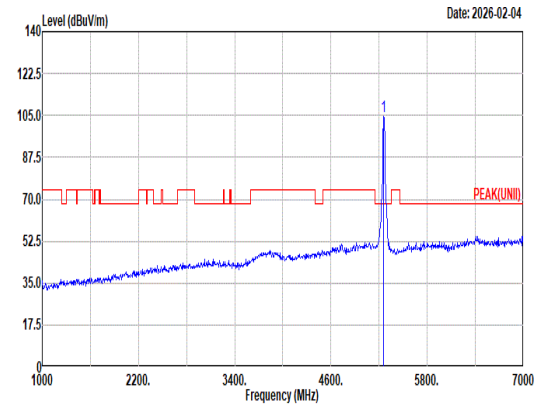 Site : 03CH21-HY Condition: PEAK(UNII) 3m DRH18-E_LE2C03A18EN_250807 HORIZONTAL : RBW:1000.000kHz VBW:3000.000kHz SWT:Auto 1 5260.00 104.67 ------ ------ 93.04 32.38 12.70 34.43 0.98 100 214 Peak
Avg	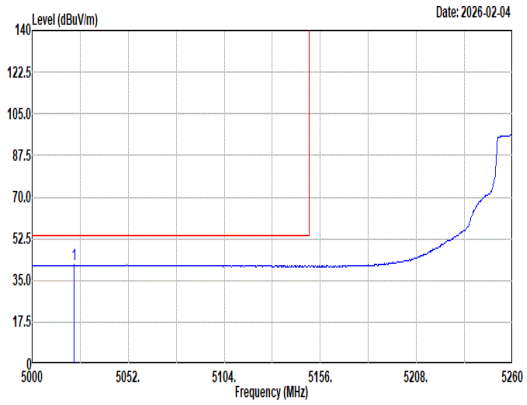 Site : 03CH21-HY Condition: AVG_BE_54 3m DRH18-E_LE2C03A18EN_250807 HORIZONTAL : RBW:1000.000kHz VBW:0.750kHz SWT:Auto 1 5022.62 41.58 54.00 -12.42 29.44 32.75 12.50 34.09 0.98 100 214 Average	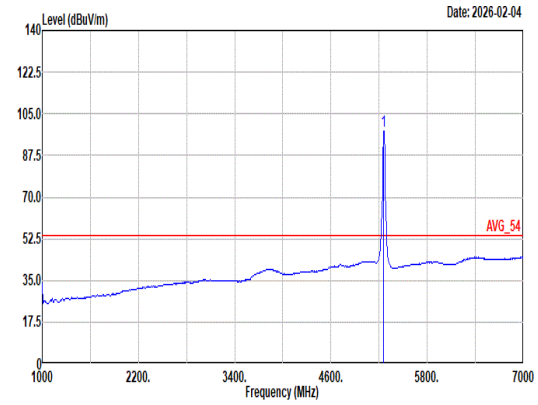 Site : 03CH21-HY Condition: AVG_54 3m DRH18-E_LE2C03A18EN_250807 HORIZONTAL : RBW:1000.000kHz VBW:0.750kHz SWT:Auto 1 5260.00 97.70 ------ ------ 86.07 32.38 12.70 34.43 0.98 100 214 Average

Mode	19	
	Band Edge - R	
	U-NII-2A_5.25-5.35_802.11a_CH52_5260MHz	
ANT	0	
Pol.	Horizontal	Fundamental
Peak	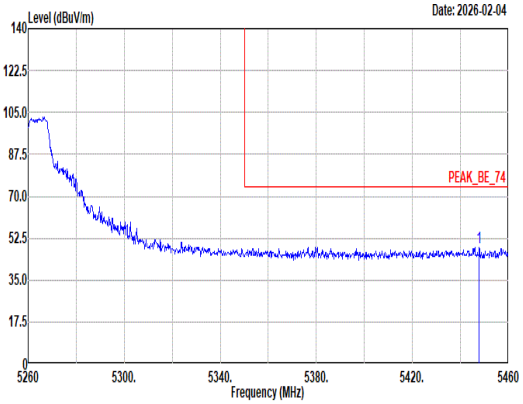 Site : 03CH21-HY Condition: PEAK_BE_74 3m DRH18-E_LE2C03A18EN_250807 HORIZONTAL : RBW:1000.000kHz VBW:3000.000kHz SWT:Auto Limit Read Ant Cable Preamp Aux APos TPos Freq Level Line Margin Level Factor Loss Factor Factor Remark MHz dBuV/m dBuV/m dB dBuV dB/m dB dB dB cm deg 1 5447.80 48.80 74.00 -25.20 37.17 32.39 12.91 34.70 1.03 100 214 Peak	Blank
Avg	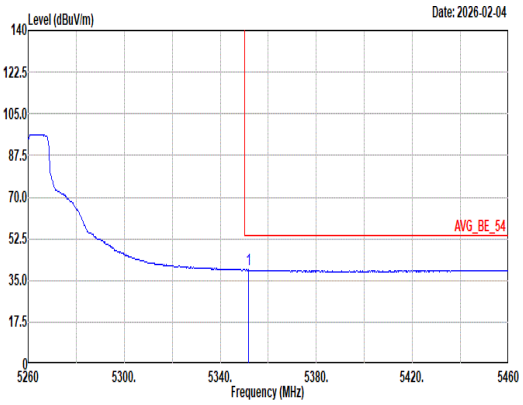 Site : 03CH21-HY Condition: AVG_BE_54 3m DRH18-E_LE2C03A18EN_250807 HORIZONTAL : RBW:1000.000kHz VBW:0.750kHz SWT:Auto Limit Read Ant Cable Preamp Aux APos TPos Freq Level Line Margin Level Factor Loss Factor Factor Remark MHz dBuV/m dBuV/m dB dBuV dB/m dB dB dB cm deg 1 5351.80 39.45 54.00 -14.55 27.89 32.30 12.80 34.57 1.03 100 214 Average	Blank

Mode	19	
	Band Edge - L	
	U-NII-2A_5.25-5.35_802.11a_CH52_5260MHz	
ANT	0	
Pol.	Vertical	Fundamental
Peak	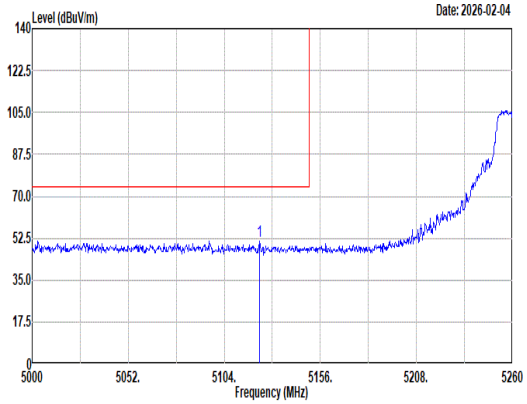 Site : 03CH21-HY Condition: PEAK_BE_74 3m DRH18-E_LE2C03A18EN_250807 VERTICAL : RBW:1000.000kHz VBW:3000.000kHz SWT:Auto Freq Level Limit Line Margin Read Level Ant Factor Cable Loss Preamp Factor Aux Factor APos TPos Remark MHz dBuV/m dBuV/m dB dBuV dB/m dB dB dB cm deg 1 5122.98 51.27 74.00 -22.73 39.48 32.50 12.57 34.24 0.96 327 210 Peak	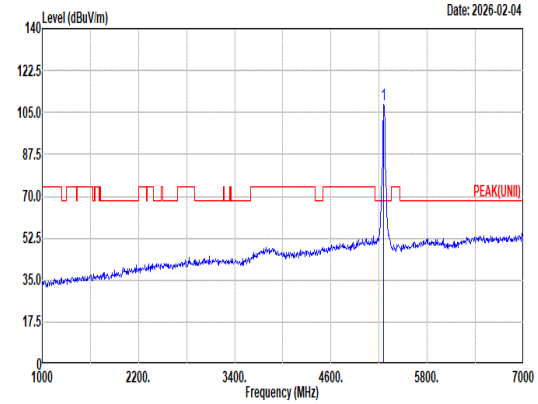 Site : 03CH21-HY Condition: PEAK(UNII) 3m DRH18-E_LE2C03A18EN_250807 VERTICAL : RBW:1000.000kHz VBW:3000.000kHz SWT:Auto Freq Level Limit Line Margin Read Level Ant Factor Cable Loss Preamp Factor Aux Factor APos TPos Remark MHz dBuV/m dBuV/m dB dBuV dB/m dB dB dB cm deg 1 5260.00 108.08 ------ ------ 96.45 32.39 12.69 34.43 0.98 327 210 Peak
Avg	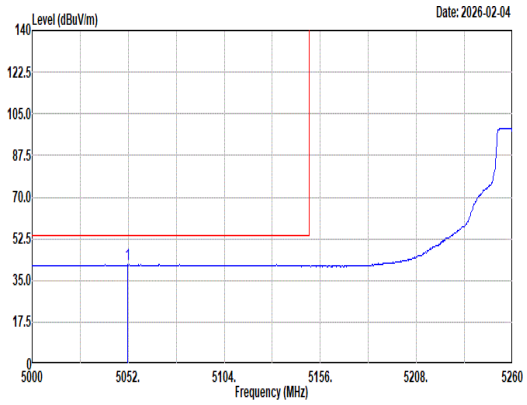 Site : 03CH21-HY Condition: AVG_BE_54 3m DRH18-E_LE2C03A18EN_250807 VERTICAL : RBW:1000.000kHz VBW:0.750kHz SWT:Auto Freq Level Limit Line Margin Read Level Ant Factor Cable Loss Preamp Factor Aux Factor APos TPos Remark MHz dBuV/m dBuV/m dB dBuV dB/m dB dB dB cm deg 1 5051.74 41.71 54.00 -12.29 29.66 32.69 12.52 34.13 0.97 327 210 Average	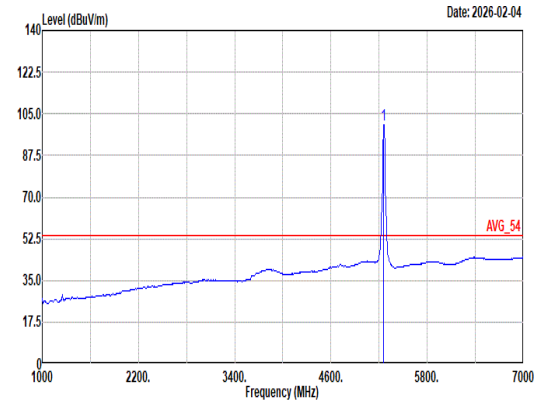 Site : 03CH21-HY Condition: AVG_54 3m DRH18-E_LE2C03A18EN_250807 VERTICAL : RBW:1000.000kHz VBW:0.750kHz SWT:Auto Freq Level Limit Line Margin Read Level Ant Factor Cable Loss Preamp Factor Aux Factor APos TPos Remark MHz dBuV/m dBuV/m dB dBuV dB/m dB dB dB cm deg 1 5260.00 100.38 ------ ------ 88.75 32.38 12.70 34.43 0.98 327 210 Average

Mode	19	
	Band Edge - R	
	U-NII-2A_5.25-5.35_802.11a_CH52_5260MHz	
ANT	0	
Pol.	Vertical	Fundamental
Peak	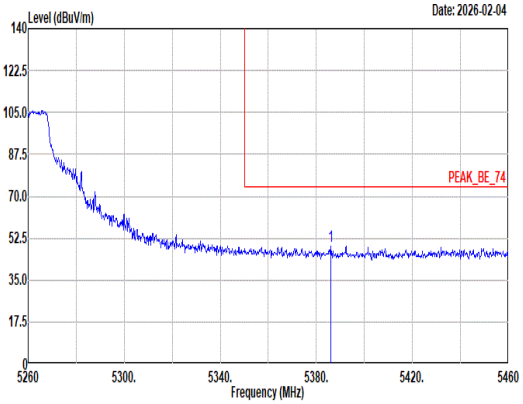 Site : 03CH21-HY Condition: PEAK_BE_74 3m DRH18-E_LE2C03A18EN_250807 VERTICAL : RBW:1000.000kHz VBW:3000.000kHz SWT:Auto Limit Read Ant Cable Preamp Aux APos TPos Freq Level Line Margin Level Factor Loss Factor Factor Remark MHz dBuV/m dBuV/m dB dBuV dB/m dB dB dB cm deg 1 5386.00 49.27 74.00 -24.73 37.77 32.23 12.84 34.62 1.05 327 210 Peak	Blank
Avg	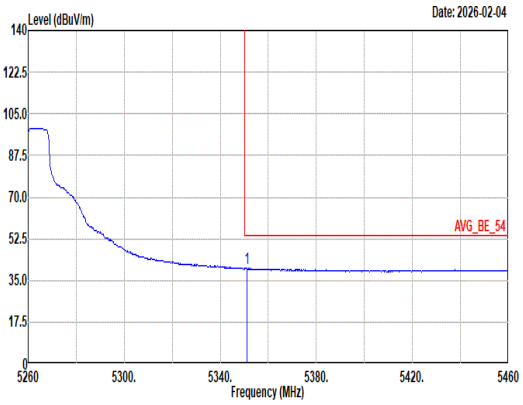 Site : 03CH21-HY Condition: AVG_BE_54 3m DRH18-E_LE2C03A18EN_250807 VERTICAL : RBW:1000.000kHz VBW:0.750kHz SWT:Auto Limit Read Ant Cable Preamp Aux APos TPos Freq Level Line Margin Level Factor Loss Factor Factor Remark MHz dBuV/m dBuV/m dB dBuV dB/m dB dB dB cm deg 1 5351.20 40.06 54.00 -13.94 28.50 32.30 12.80 34.57 1.03 327 210 Average	Blank

Mode	19	
	Harmonic	
	U-NII-2A_5.25-5.35_802.11a_CH52_5260MHz	
ANT	0	
Pol.	Horizontal	Vertical
Peak Avg	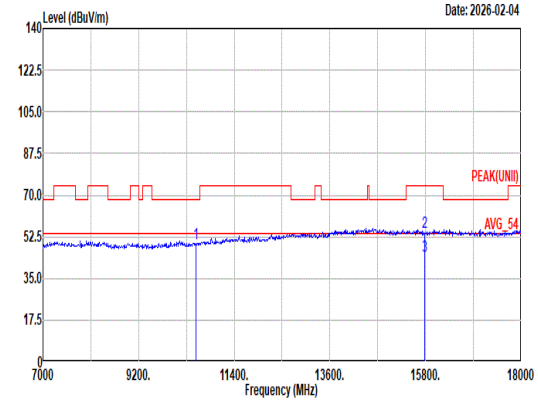 Site : 03CH21-HY Condition: PEAK(UNII) 3m DRH18-E_LE2C03A18EN_250807 HORIZONTAL Freq Level Limit Line Margin Read Level Ant Factor Cable Loss Preamp Factor Aux Factor APos TPos Remark MHz dBuV/m dBuV/m dB dBuV dB/m dB dB dB cm deg 1 10520.00 49.71 68.20 -18.49 32.39 37.34 18.11 39.93 1.80 -- -- Peak 2 15780.00 54.34 74.00 -19.66 34.98 40.74 22.67 46.19 2.14 -- -- Peak 3 15780.00 44.43 54.00 -9.57 25.07 40.74 22.67 46.19 2.14 -- -- Average	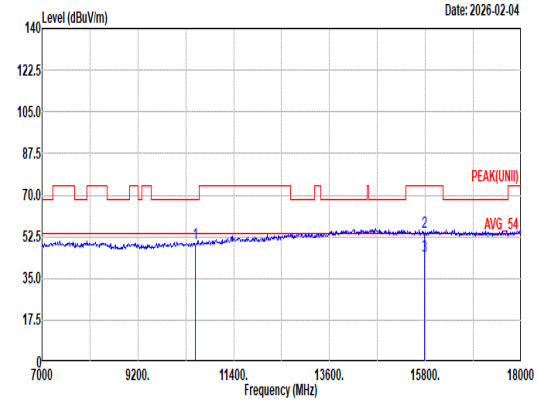 Site : 03CH21-HY Condition: PEAK(UNII) 3m DRH18-E_LE2C03A18EN_250807 VERTICAL Freq Level Limit Line Margin Read Level Ant Factor Cable Loss Preamp Factor Aux Factor APos TPos Remark MHz dBuV/m dBuV/m dB dBuV dB/m dB dB dB cm deg 1 10520.00 49.88 68.20 -18.32 32.56 37.34 18.11 39.93 1.80 -- -- Peak 2 15780.00 54.41 74.00 -19.59 35.05 40.74 22.67 46.19 2.14 -- -- Peak 3 15780.00 44.46 54.00 -9.54 25.10 40.74 22.67 46.19 2.14 -- -- Average

Mode	19	
	Harmonic	
	U-NII-2A_5.25-5.35_802.11a_CH52_5260MHz	
ANT	0	
Pol.	Horizontal	Vertical
10.6G ~18G Avg	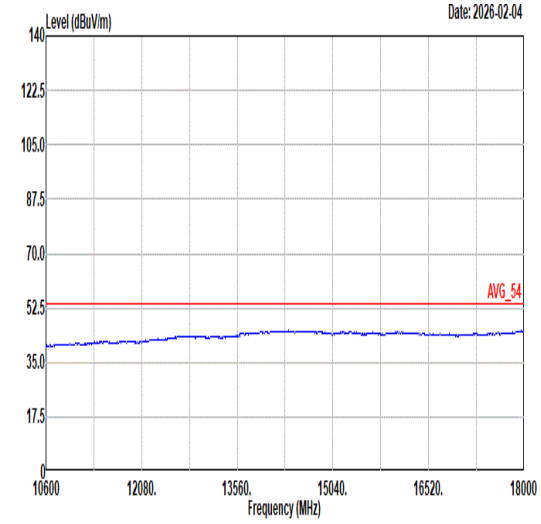 Site : 03CH21-HY Condition: AVG_54 3m DRH18-E_LE2C03A18EN_250807 HORIZONTAL	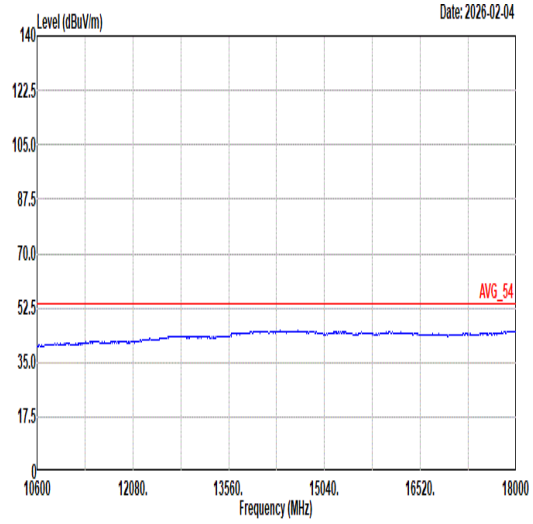 Site : 03CH21-HY Condition: AVG_54 3m DRH18-E_LE2C03A18EN_250807 VERTICAL

Mode	20	
	Band Edge - L	
	U-NII-2A_5.25-5.35_802.11a_CH60_5300MHz	
ANT	0	
Pol.	Horizontal	Fundamental
Peak	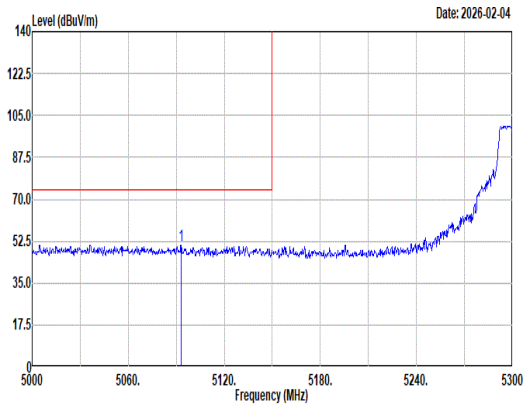 Site : 03CH21-HY Condition: PEAK_BE_74 3m DRH18-E_LE2C03A18EN_250807 HORIZONTAL : RBW:1000.000kHz VBW:3000.000kHz SWT:Auto Freq Level Limit Line Margin Read Level Ant Factor Cable Loss Preamp Factor Aux Factor APos TPos Remark MHz dBuV/m dBuV/m dB dBuV dB/m dB dB dB cm deg 1 5093.00 50.90 74.00 -23.10 39.04 32.53 12.55 34.19 0.97 100 204 Peak	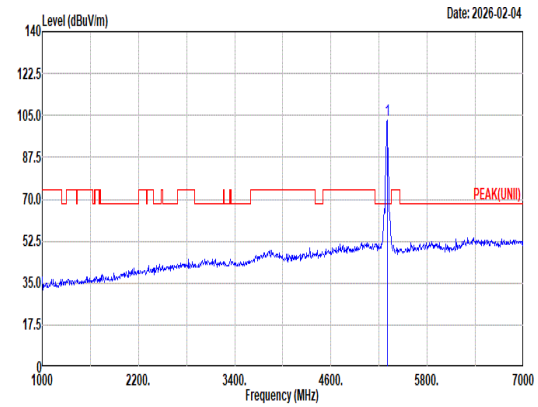 Site : 03CH21-HY Condition: PEAK(UNII) 3m DRH18-E_LE2C03A18EN_250807 HORIZONTAL : RBW:1000.000kHz VBW:3000.000kHz SWT:Auto Freq Level Limit Line Margin Read Level Ant Factor Cable Loss Preamp Factor Aux Factor APos TPos Remark MHz dBuV/m dBuV/m dB dBuV dB/m dB dB dB cm deg 1 5300.00 102.87 ------ ------ 91.30 32.30 12.75 34.49 1.01 100 204 Peak
Avg	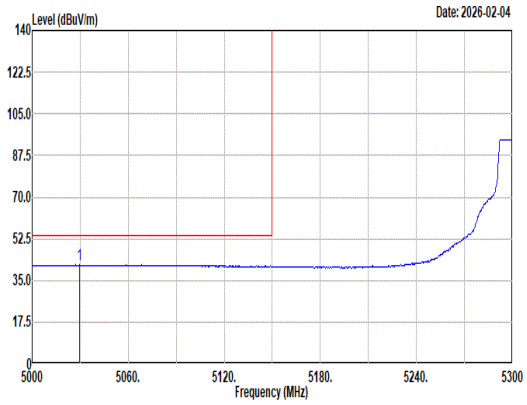 Site : 03CH21-HY Condition: AVG_BE_54 3m DRH18-E_LE2C03A18EN_250807 HORIZONTAL : RBW:1000.000kHz VBW:0.750kHz SWT:Auto Freq Level Limit Line Margin Read Level Ant Factor Cable Loss Preamp Factor Aux Factor APos TPos Remark MHz dBuV/m dBuV/m dB dBuV dB/m dB dB dB cm deg 1 5029.40 41.57 54.00 -12.43 29.45 32.74 12.50 34.10 0.98 100 204 Average	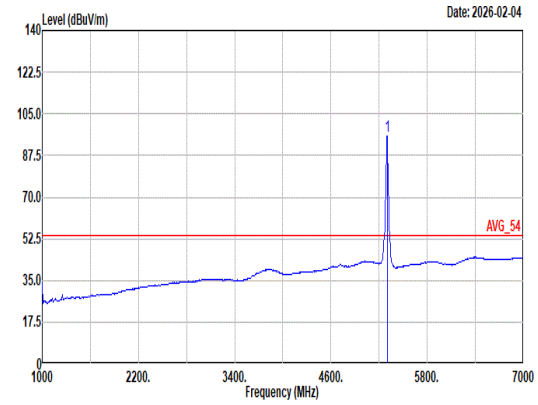 Site : 03CH21-HY Condition: AVG_54 3m DRH18-E_LE2C03A18EN_250807 HORIZONTAL : RBW:1000.000kHz VBW:0.750kHz SWT:Auto Freq Level Limit Line Margin Read Level Ant Factor Cable Loss Preamp Factor Aux Factor APos TPos Remark MHz dBuV/m dBuV/m dB dBuV dB/m dB dB dB cm deg 1 5300.00 95.78 ------ ------ 84.22 32.31 12.74 34.49 1.00 100 204 Average

Mode	20	
	Band Edge - R	
	U-NII-2A_5.25-5.35_802.11a_CH60_5300MHz	
ANT	0	
Pol.	Horizontal	Fundamental
Peak	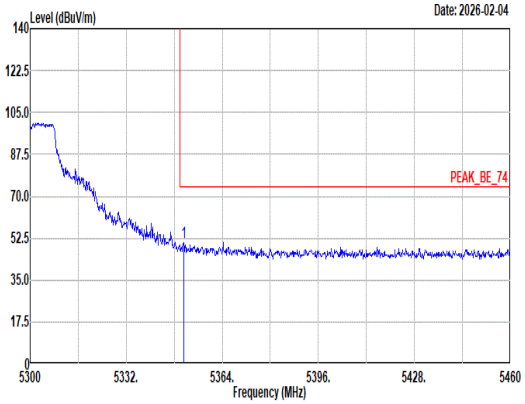 Site : 03CH21-HY Condition: PEAK_BE_74 3m DRH18-E_LE2C03A18EN_250807 HORIZONTAL : RBW:1000.000kHz VBW:3000.000kHz SWT:Auto Freq Level Limit Line Margin Read Level Ant Factor Cable Loss Preamp Factor Aux Factor APos TPos Remark MHz dBuV/m dBuV/m dB dBuV dB/m dB dB dB cm deg 1 5351.20 50.93 74.00 -23.07 39.37 32.30 12.80 34.57 1.03 100 204 Peak	Blank
Avg	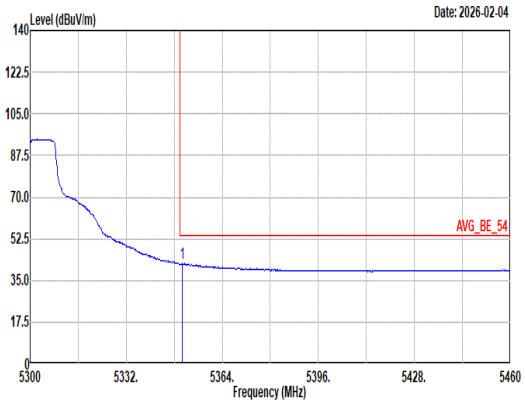 Site : 03CH21-HY Condition: AVG_BE_54 3m DRH18-E_LE2C03A18EN_250807 HORIZONTAL : RBW:1000.000kHz VBW:0.750kHz SWT:Auto Freq Level Limit Line Margin Read Level Ant Factor Cable Loss Preamp Factor Aux Factor APos TPos Remark MHz dBuV/m dBuV/m dB dBuV dB/m dB dB dB cm deg 1 5350.72 42.14 54.00 -11.86 30.58 32.30 12.80 34.57 1.03 100 204 Average	Blank

Mode	20	
	Band Edge - L	
	U-NII-2A_5.25-5.35_802.11a_CH60_5300MHz	
ANT	0	
Pol.	Vertical	Fundamental
Peak	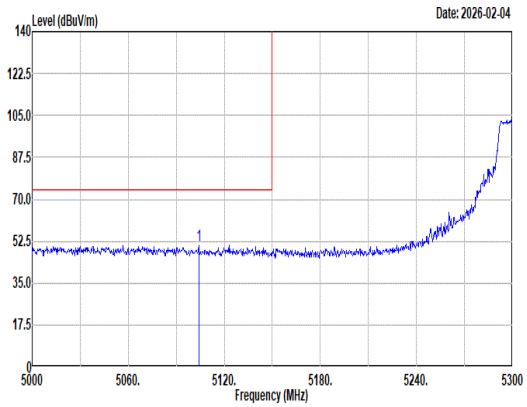 Site : 03CH21-HY Condition: PEAK_BE_74 3m DRH18-E_LE2C03A18EN_250807 VERTICAL : RBW:1000.000kHz VBW:3000.000kHz SWT:Auto Freq Level Limit Line Margin Read Level Ant Factor Cable Loss Preamp Factor Aux Factor APos TPos Remark MHz dBuV/m dBuV/m dB dBuV dB/m dB dB dB cm deg 1 5104.10 50.79 74.00 -23.21 38.98 32.50 12.56 34.21 0.96 370 208 Peak	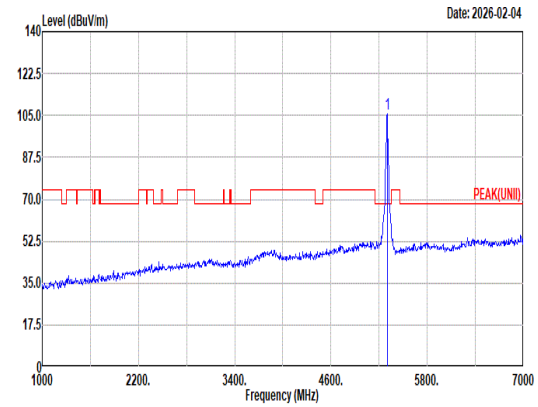 Site : 03CH21-HY Condition: PEAK(UNII) 3m DRH18-E_LE2C03A18EN_250807 VERTICAL : RBW:1000.000kHz VBW:3000.000kHz SWT:Auto Freq Level Limit Line Margin Read Level Ant Factor Cable Loss Preamp Factor Aux Factor APos TPos Remark MHz dBuV/m dBuV/m dB dBuV dB/m dB dB dB cm deg 1 5300.00 105.47 ------ ------ 93.90 32.30 12.75 34.49 1.01 370 208 Peak
Avg	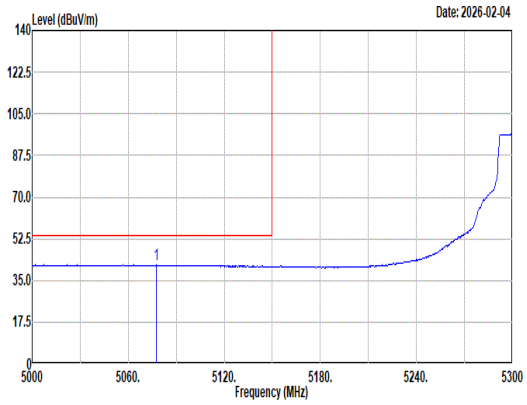 Site : 03CH21-HY Condition: AVG_BE_54 3m DRH18-E_LE2C03A18EN_250807 VERTICAL : RBW:1000.000kHz VBW:0.750kHz SWT:Auto Freq Level Limit Line Margin Read Level Ant Factor Cable Loss Preamp Factor Aux Factor APos TPos Remark MHz dBuV/m dBuV/m dB dBuV dB/m dB dB dB cm deg 1 5077.40 41.65 54.00 -12.35 29.72 32.59 12.54 34.17 0.97 370 208 Average	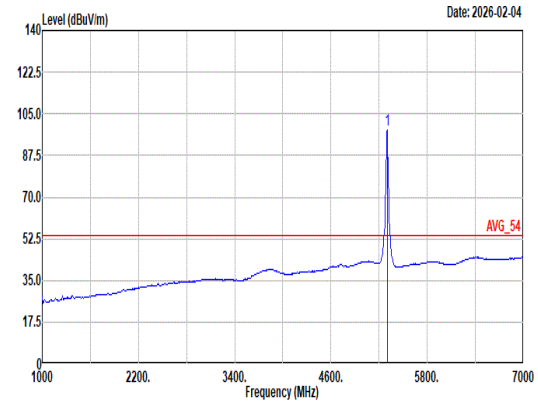 Site : 03CH21-HY Condition: AVG_54 3m DRH18-E_LE2C03A18EN_250807 VERTICAL : RBW:1000.000kHz VBW:0.750kHz SWT:Auto Freq Level Limit Line Margin Read Level Ant Factor Cable Loss Preamp Factor Aux Factor APos TPos Remark MHz dBuV/m dBuV/m dB dBuV dB/m dB dB dB cm deg 1 5300.00 98.21 ------ ------ 86.65 32.30 12.75 34.50 1.01 370 208 Average

Mode	20	
	Band Edge - R	
	U-NII-2A_5.25-5.35_802.11a_CH60_5300MHz	
ANT	0	
Pol.	Vertical	Fundamental
Peak	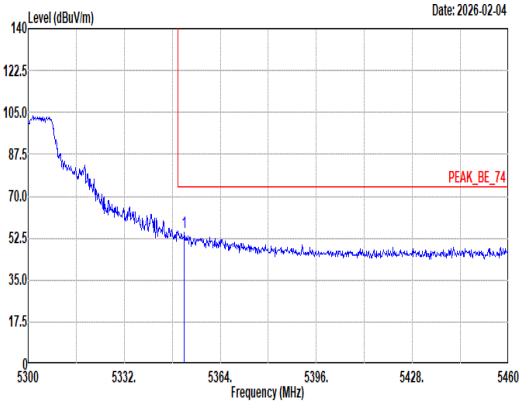 Site : 03CH21-HY Condition: PEAK_BE_74 3m DRH18-E_LE2C03A18EN_250807 VERTICAL : RBW:1000.000kHz VBW:3000.000kHz SWT:Auto Limit Read Ant Cable Preamp Aux APos TPos Freq Level Line Margin Level Factor Loss Factor Factor Remark MHz dBuV/m dBuV/m dB dBuV dB/m dB dB dB cm deg 1 5352.00 54.84 74.00 -19.16 43.28 32.30 12.80 34.57 1.03 370 208 Peak	Blank
Avg	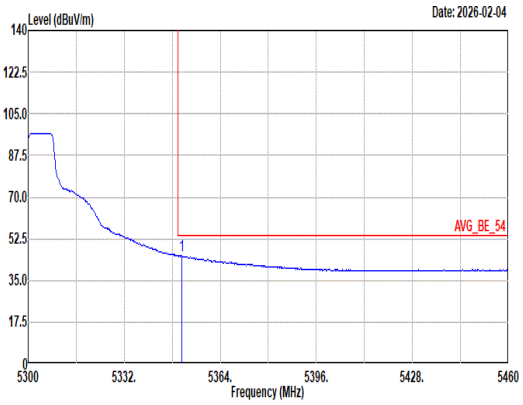 Site : 03CH21-HY Condition: AVG_BE_54 3m DRH18-E_LE2C03A18EN_250807 VERTICAL : RBW:1000.000kHz VBW:0.750kHz SWT:Auto Limit Read Ant Cable Preamp Aux APos TPos Freq Level Line Margin Level Factor Loss Factor Factor Remark MHz dBuV/m dBuV/m dB dBuV dB/m dB dB dB cm deg 1 5351.20 45.42 54.00 -8.58 33.86 32.30 12.80 34.57 1.03 370 208 Average	Blank

Mode	20	
	Harmonic	
	U-NII-2A_5.25-5.35_802.11a_CH60_5300MHz	
ANT	0	
Pol.	Horizontal	Vertical
Peak Avg	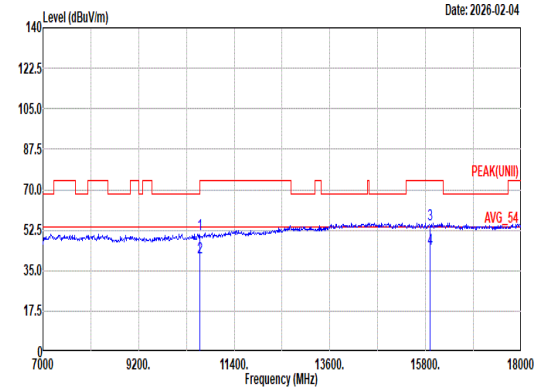 Site : 03CH21-HY Condition: PEAK(UNII) 3m DRH18-E_LE2C03A18EN_250807 HORIZONTAL Freq Level Limit Line Margin Read Level Ant Factor Cable Loss Preamp Factor Aux Factor APos TPos Remark 1 10600.00 50.63 74.00 -23.37 33.11 37.50 18.19 39.99 1.82 -- -- Peak 2 10600.00 40.55 54.00 -13.45 23.03 37.50 18.19 39.99 1.82 -- -- Average 3 15900.00 55.16 74.00 -18.84 35.58 41.00 22.77 46.33 2.14 -- -- Peak 4 15900.00 44.58 54.00 -9.42 25.00 41.00 22.77 46.33 2.14 -- -- Average	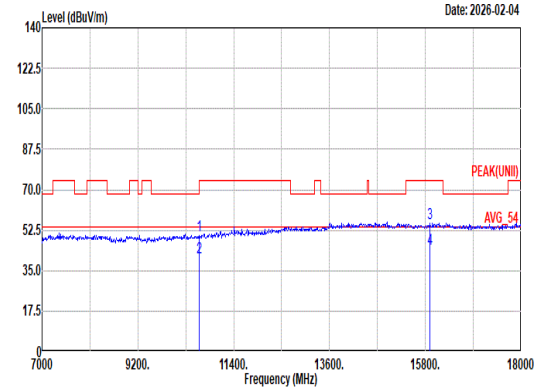 Site : 03CH21-HY Condition: PEAK(UNII) 3m DRH18-E_LE2C03A18EN_250807 VERTICAL Freq Level Limit Line Margin Read Level Ant Factor Cable Loss Preamp Factor Aux Factor APos TPos Remark 1 10600.00 50.25 74.00 -23.75 32.73 37.50 18.19 39.99 1.82 -- -- Peak 2 10600.00 40.53 54.00 -13.47 23.01 37.50 18.19 39.99 1.82 -- -- Average 3 15900.00 55.46 74.00 -18.54 35.88 41.00 22.77 46.33 2.14 -- -- Peak 4 15900.00 44.60 54.00 -9.40 25.02 41.00 22.77 46.33 2.14 -- -- Average

Mode	20	
	Harmonic	
	U-NII-2A_5.25-5.35_802.11a_CH60_5300MHz	
ANT	0	
Pol.	Horizontal	Vertical
10.6G ~18G Avg	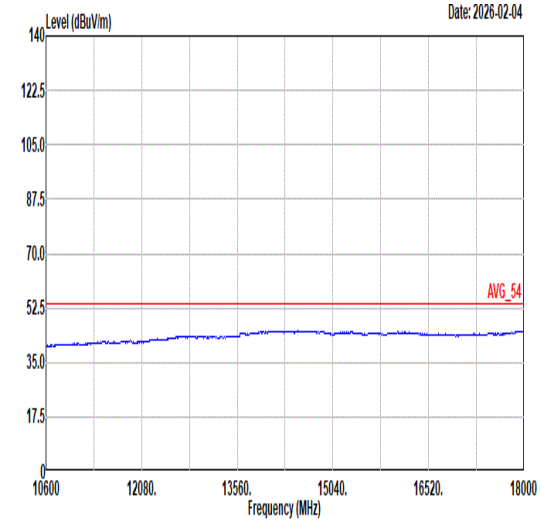 Site : 03CH21-HY Condition: AVG_54 3m DRH18-E_LE2C03A18EN_250807 HORIZONTAL	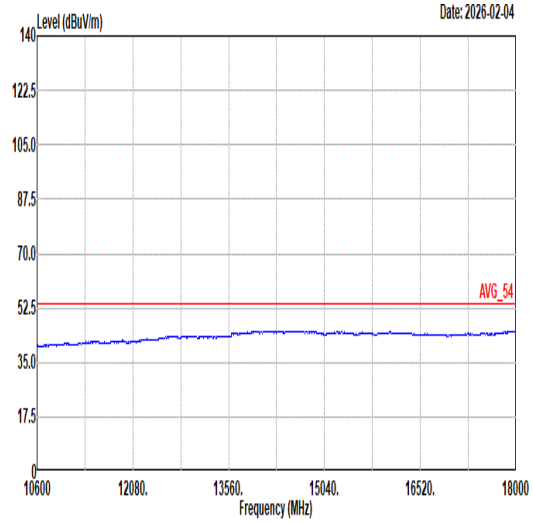 Site : 03CH21-HY Condition: AVG_54 3m DRH18-E_LE2C03A18EN_250807 VERTICAL

Mode	21	
	Band Edge	
	U-NII-2A_5.25-5.35_802.11a_CH64_5320MHz	
ANT	0	
Pol.	Horizontal	Fundamental
Peak	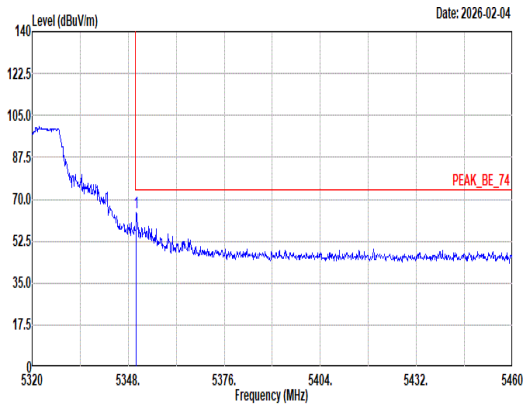 Site : 03CH21-HY Condition: PEAK_BE_74 3m DRH18-E_LE2C03A18EN_250807 HORIZONTAL : RBW:1000.000kHz VBW:3000.000kHz SWT:Auto Freq Level Limit Line Margin Read Level Ant Factor Cable Loss Preamp Factor Aux Factor APos TPos Remark MHz dBuV/m dBuV/m dB dBuV dB/m dB dB dB cm deg 1 5350.38 64.19 74.00 -9.81 52.62 32.30 12.80 34.56 1.03 107 205 Peak	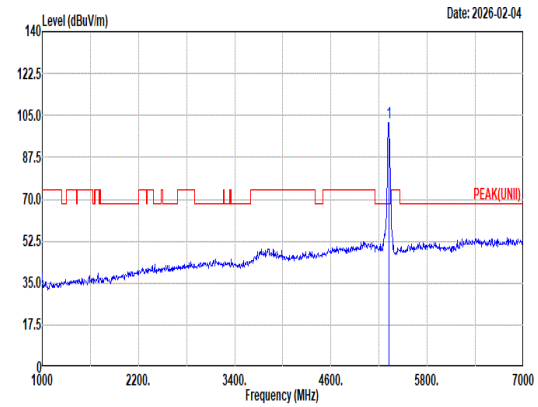 Site : 03CH21-HY Condition: PEAK(UNII) 3m DRH18-E_LE2C03A18EN_250807 HORIZONTAL : RBW:1000.000kHz VBW:3000.000kHz SWT:Auto Freq Level Limit Line Margin Read Level Ant Factor Cable Loss Preamp Factor Aux Factor APos TPos Remark MHz dBuV/m dBuV/m dB dBuV dB/m dB dB dB cm deg 1 5320.00 102.05 ------ ------ 90.49 32.30 12.76 34.51 1.01 107 205 Peak
Avg	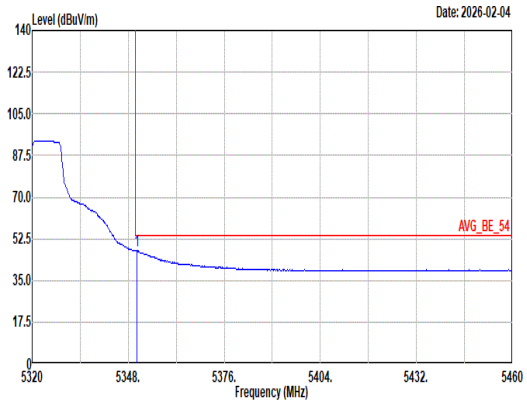 Site : 03CH21-HY Condition: AVG_BE_54 3m DRH18-E_LE2C03A18EN_250807 HORIZONTAL : RBW:1000.000kHz VBW:0.750kHz SWT:Auto Freq Level Limit Line Margin Read Level Ant Factor Cable Loss Preamp Factor Aux Factor APos TPos Remark MHz dBuV/m dBuV/m dB dBuV dB/m dB dB dB cm deg 1 5350.52 47.69 54.00 -6.31 36.12 32.30 12.80 34.56 1.03 107 205 Average	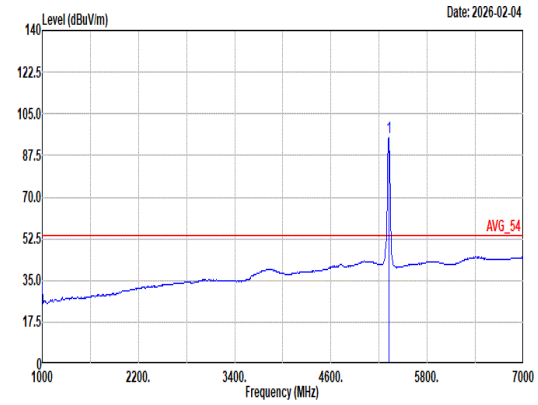 Site : 03CH21-HY Condition: AVG_54 3m DRH18-E_LE2C03A18EN_250807 HORIZONTAL : RBW:1000.000kHz VBW:0.750kHz SWT:Auto Freq Level Limit Line Margin Read Level Ant Factor Cable Loss Preamp Factor Aux Factor APos TPos Remark MHz dBuV/m dBuV/m dB dBuV dB/m dB dB dB cm deg 1 5320.00 95.09 ------ ------ 83.52 32.30 12.77 34.52 1.02 107 205 Average

Mode	21	
	Band Edge	
	U-NII-2A_5.25-5.35_802.11a_CH64_5320MHz	
ANT	0	
Pol.	Vertical	Fundamental
Peak	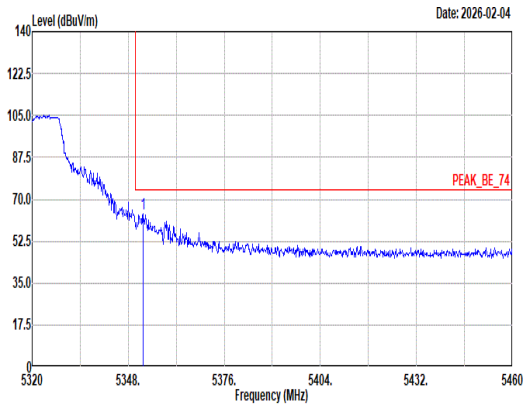 Site : 03CH21-HY Condition: PEAK_BE_74 3m DRH18-E_LE2C03A18EN_250807 VERTICAL : RBW:1000.000kHz VBW:3000.000kHz SWT:Auto 1 5352.34 64.17 74.00 -9.83 52.60 32.30 12.81 34.57 1.03 339 224 Peak	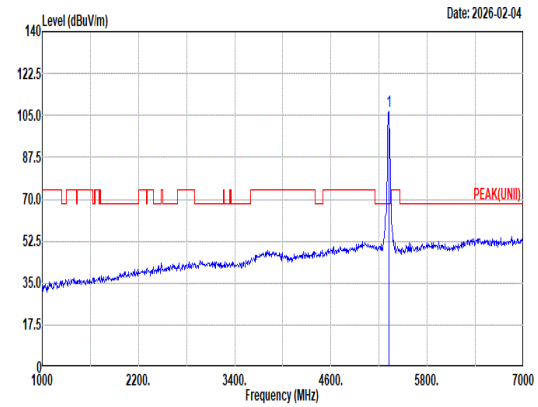 Site : 03CH21-HY Condition: PEAK(UNII) 3m DRH18-E_LE2C03A18EN_250807 VERTICAL : RBW:1000.000kHz VBW:3000.000kHz SWT:Auto 1 5320.00 106.91 ------ ------ 95.34 32.30 12.77 34.52 1.02 339 224 Peak
Avg	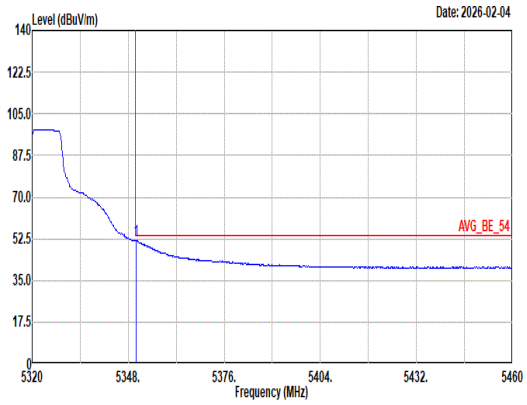 Site : 03CH21-HY Condition: AVG_BE_54 3m DRH18-E_LE2C03A18EN_250807 VERTICAL : RBW:1000.000kHz VBW:0.750kHz SWT:Auto 1 5350.38 51.84 54.00 -2.16 40.27 32.30 12.80 34.56 1.03 339 224 Average	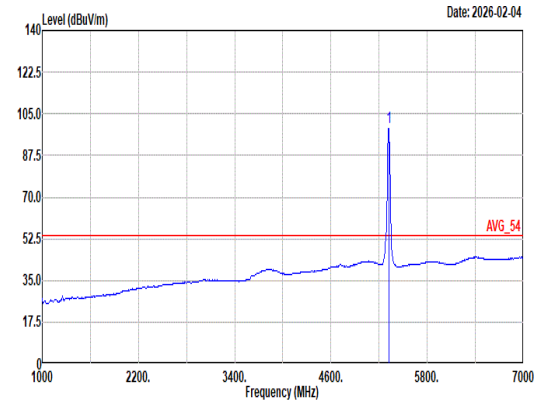 Site : 03CH21-HY Condition: AVG_54 3m DRH18-E_LE2C03A18EN_250807 VERTICAL : RBW:1000.000kHz VBW:0.750kHz SWT:Auto 1 5320.00 99.12 ------ ------ 87.55 32.30 12.77 34.52 1.02 339 224 Average

Mode	21	
	Harmonic	
	U-NII-2A_5.25-5.35_802.11a_CH64_5320MHz	
ANT	0	
Pol.	Horizontal	Vertical
Peak Avg	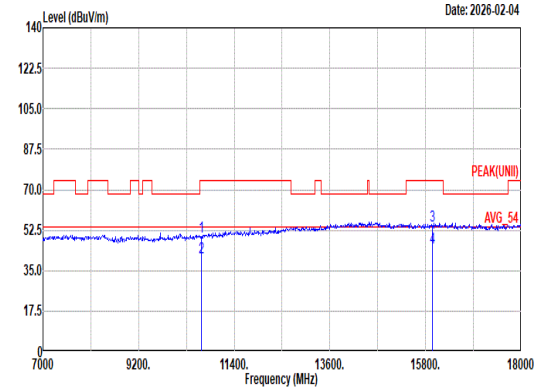 Site : 03CH21-HY Condition: PEAK(UNII) 3m DRH18-E_LE2C03A18EN_250807 HORIZONTAL Freq Level Limit Line Margin Read Level Ant Factor Cable Loss Preamp Factor Aux Factor APos TPos Remark 1 10640.00 49.74 74.00 -24.26 32.21 37.50 18.22 40.02 1.83 -- -- Peak 2 10640.00 40.47 54.00 -13.53 22.94 37.50 18.22 40.02 1.83 -- -- Average 3 15960.00 54.67 74.00 -19.33 35.14 40.98 22.82 46.40 2.13 -- -- Peak 4 15960.00 44.77 54.00 -9.23 25.24 40.98 22.82 46.40 2.13 -- -- Average	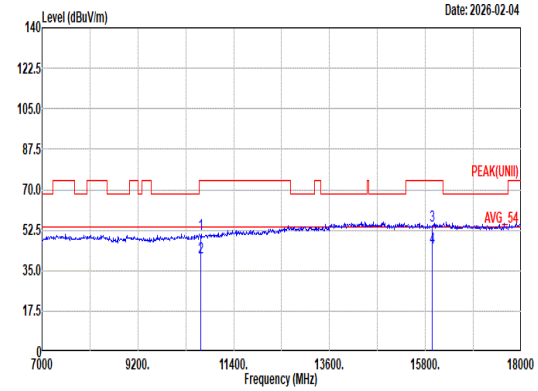 Site : 03CH21-HY Condition: PEAK(UNII) 3m DRH18-E_LE2C03A18EN_250807 VERTICAL Freq Level Limit Line Margin Read Level Ant Factor Cable Loss Preamp Factor Aux Factor APos TPos Remark 1 10640.00 50.62 74.00 -23.38 33.09 37.50 18.22 40.02 1.83 -- -- Peak 2 10640.00 40.50 54.00 -13.50 22.97 37.50 18.22 40.02 1.83 -- -- Average 3 15960.00 54.35 74.00 -19.65 34.82 40.98 22.82 46.40 2.13 -- -- Peak 4 15960.00 44.74 54.00 -9.26 25.21 40.98 22.82 46.40 2.13 -- -- Average

Mode	21	
	Harmonic	
	U-NII-2A_5.25-5.35_802.11a_CH64_5320MHz	
ANT	0	
Pol.	Horizontal	Vertical
10.6G ~18G Avg	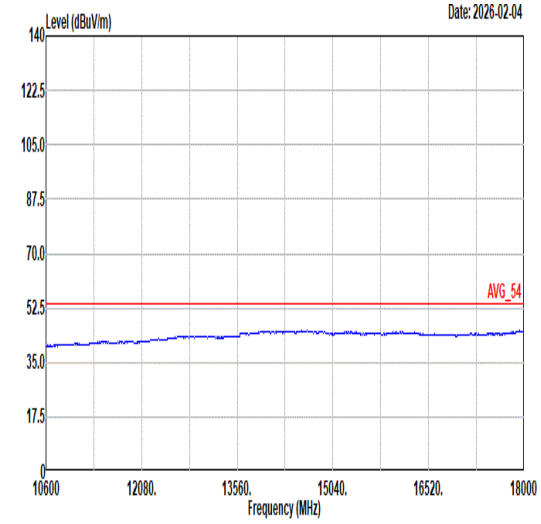 Site : 03CH21-HY Condition: AVG_54 3m DRH18-E_LE2C03A18EN_250807 HORIZONTAL	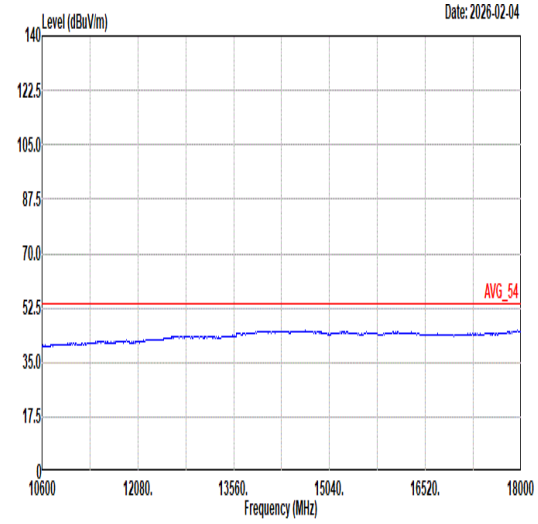 Site : 03CH21-HY Condition: AVG_54 3m DRH18-E_LE2C03A18EN_250807 VERTICAL

Mode	22	
	Band Edge - L	
	U-NII-2A_5.25-5.35_802.11n HT20_CH52_5260MHz	
ANT	0	
Pol.	Horizontal	Fundamental
Peak	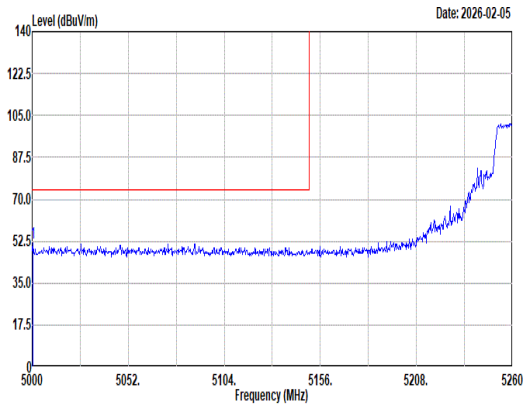 Site : 03CH21-HY Condition: PEAK_BE_74 3m DRH18-E_LE2C03A18EN_250807 HORIZONTAL : RBW:1000.000kHz VBW:3000.000kHz SWT:Auto Freq Level Limit Line Margin Read Level Ant Factor Cable Loss Preamp Factor Aux Factor APos TPos Remark MHz dBuV/m dBuV/m dB dBuV dB/m dB dB dB cm deg 1 5000.26 51.72 74.00 -22.28 39.52 32.80 12.48 34.06 0.98 100 208 Peak	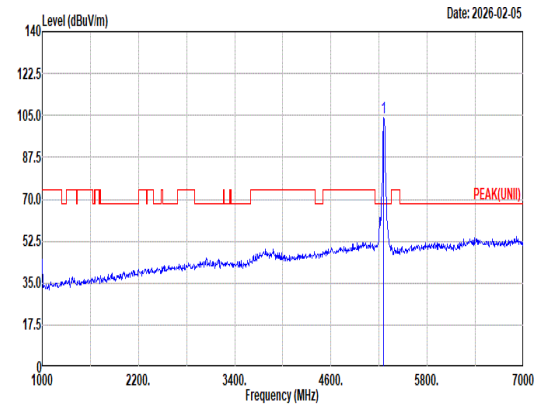 Site : 03CH21-HY Condition: PEAK(UNII) 3m DRH18-E_LE2C03A18EN_250807 HORIZONTAL : RBW:1000.000kHz VBW:3000.000kHz SWT:Auto Freq Level Limit Line Margin Read Level Ant Factor Cable Loss Preamp Factor Aux Factor APos TPos Remark MHz dBuV/m dBuV/m dB dBuV dB/m dB dB dB cm deg 1 5260.00 103.81 ------ ------ 92.18 32.38 12.70 34.43 0.98 100 208 Peak
Avg	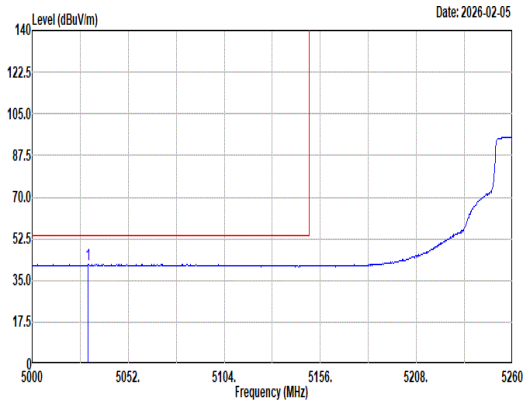 Site : 03CH21-HY Condition: AVG_BE_54 3m DRH18-E_LE2C03A18EN_250807 HORIZONTAL : RBW:1000.000kHz VBW:0.820kHz SWT:Auto Freq Level Limit Line Margin Read Level Ant Factor Cable Loss Preamp Factor Aux Factor APos TPos Remark MHz dBuV/m dBuV/m dB dBuV dB/m dB dB dB cm deg 1 5030.42 41.75 54.00 -12.25 29.63 32.74 12.50 34.10 0.98 100 208 Average	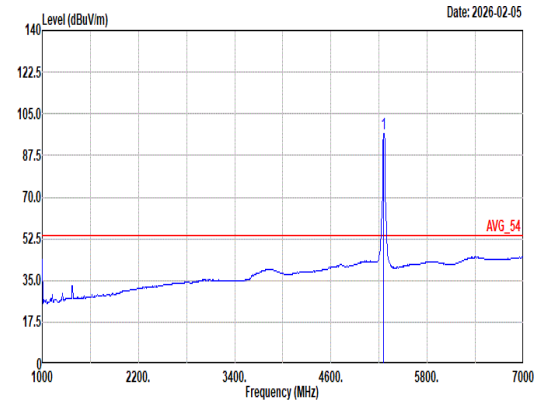 Site : 03CH21-HY Condition: AVG_54 3m DRH18-E_LE2C03A18EN_250807 HORIZONTAL : RBW:1000.000kHz VBW:0.820kHz SWT:Auto Freq Level Limit Line Margin Read Level Ant Factor Cable Loss Preamp Factor Aux Factor APos TPos Remark MHz dBuV/m dBuV/m dB dBuV dB/m dB dB dB cm deg 1 5260.00 96.88 ------ ------ 85.25 32.37 12.71 34.44 0.99 100 208 Average

Mode	22	
	Band Edge - R	
	U-NII-2A_5.25-5.35_802.11n HT20_CH52_5260MHz	
ANT	0	
Pol.	Horizontal	Fundamental
Peak	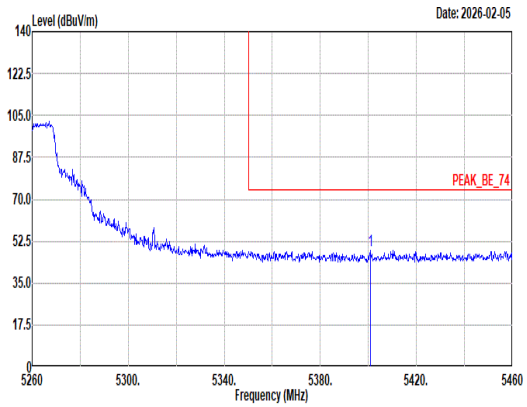 Site : 03CH21-HY Condition: PEAK_BE_74 3m DRH18-E_LE2C03A18EN_250807 HORIZONTAL : RBW:1000.000kHz VBW:3000.000kHz SWT:Auto Limit Read Ant Cable Preamp Aux APos TPos Freq Level Line Margin Level Factor Loss Factor Factor Remark MHz dBuV/m dBuV/m dB dBuV dB/m dB dB dB cm deg 1 5400.80 48.65 74.00 -25.35 37.17 32.20 12.86 34.64 1.06 100 208 Peak	Blank
Avg	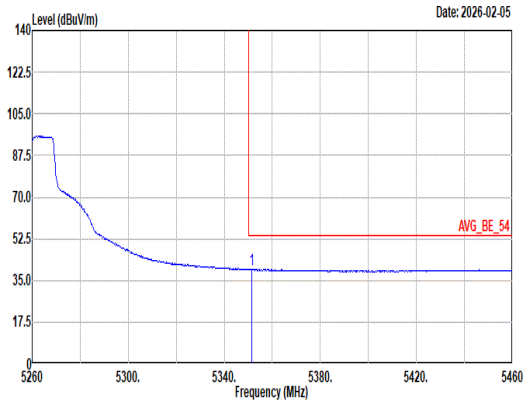 Site : 03CH21-HY Condition: AVG_BE_54 3m DRH18-E_LE2C03A18EN_250807 HORIZONTAL : RBW:1000.000kHz VBW:0.820kHz SWT:Auto Limit Read Ant Cable Preamp Aux APos TPos Freq Level Line Margin Level Factor Loss Factor Factor Remark MHz dBuV/m dBuV/m dB dBuV dB/m dB dB dB cm deg 1 5351.40 39.80 54.00 -14.20 28.24 32.30 12.80 34.57 1.03 100 208 Average	Blank

Mode	22	
	Band Edge - L	
	U-NII-2A_5.25-5.35_802.11n HT20_CH52_5260MHz	
ANT	0	
Pol.	Vertical	Fundamental
Peak	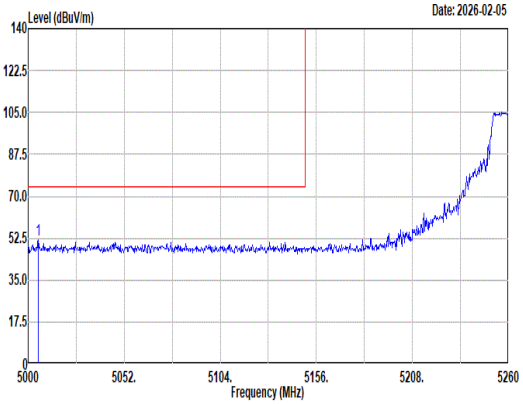 Site : 03CH21-HY Condition: PEAK_BE_74 3m DRH18-E_LE2C03A18EN_250807 VERTICAL : RBW:1000.000kHz VBW:3000.000kHz SWT:Auto 1 5005.46 51.80 74.00 -22.20 39.62 32.79 12.48 34.07 0.98 327 211 Peak	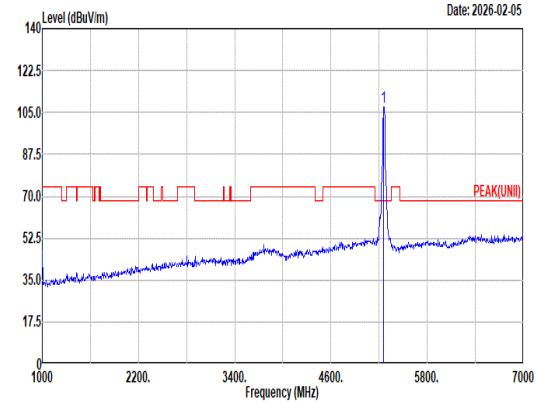 Site : 03CH21-HY Condition: PEAK(UNII) 3m DRH18-E_LE2C03A18EN_250807 VERTICAL : RBW:1000.000kHz VBW:3000.000kHz SWT:Auto 1 5260.00 107.33 ------ ------ 95.70 32.37 12.71 34.44 0.99 327 211 Peak
Avg	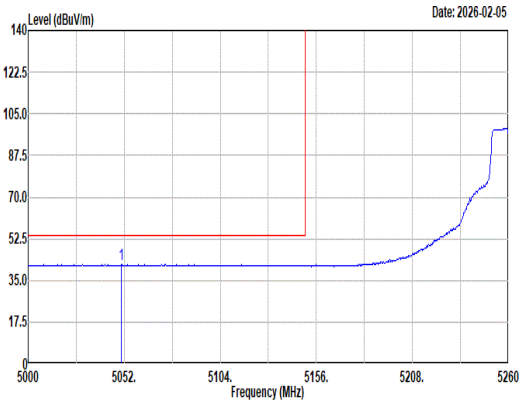 Site : 03CH21-HY Condition: AVG_BE_54 3m DRH18-E_LE2C03A18EN_250807 VERTICAL : RBW:1000.000kHz VBW:0.820kHz SWT:Auto 1 5050.44 41.63 54.00 -12.37 29.57 32.70 12.52 34.13 0.97 327 211 Average	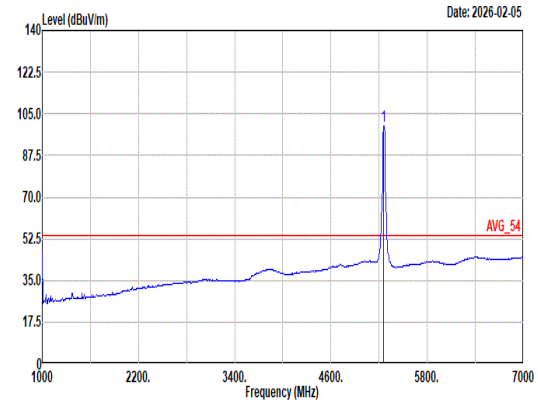 Site : 03CH21-HY Condition: AVG_54 3m DRH18-E_LE2C03A18EN_250807 VERTICAL : RBW:1000.000kHz VBW:0.820kHz SWT:Auto 1 5260.00 100.05 ------ ------ 88.42 32.38 12.70 34.43 0.98 327 211 Average

Mode	22	
	Band Edge - R	
	U-NII-2A_5.25-5.35_802.11n HT20_CH52_5260MHz	
ANT	0	
Pol.	Vertical	Fundamental
Peak	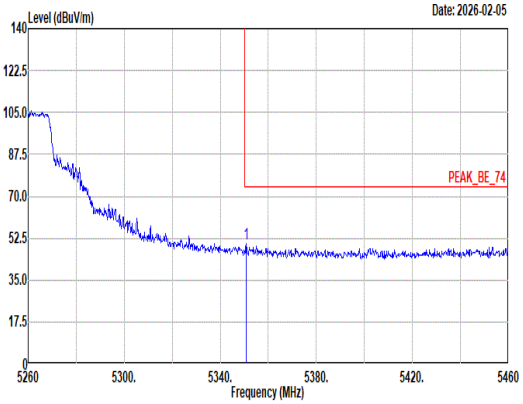 Site : 03CH21-HY Condition: PEAK_BE_74 3m DRH18-E_LE2C03A18EN_250807 VERTICAL : RBW:1000.000kHz VBW:3000.000kHz SWT:Auto Limit Read Ant Cable Preamp Aux APos TPos Freq Level Line Margin Level Factor Loss Factor Factor Remark MHz dBuV/m dBuV/m dB dBuV dB/m dB dB dB cm deg 1 5350.80 50.05 74.00 -23.95 38.49 32.30 12.80 34.57 1.03 327 211 Peak	Blank
Avg	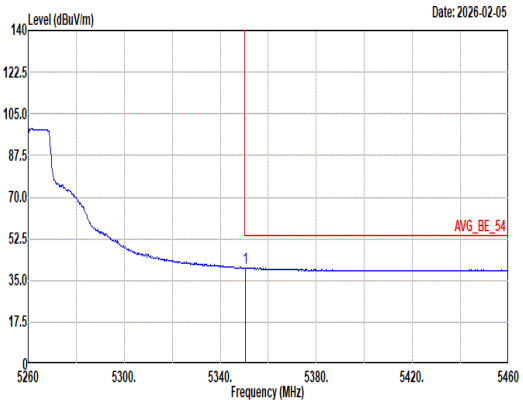 Site : 03CH21-HY Condition: AVG_BE_54 3m DRH18-E_LE2C03A18EN_250807 VERTICAL : RBW:1000.000kHz VBW:0.820kHz SWT:Auto Limit Read Ant Cable Preamp Aux APos TPos Freq Level Line Margin Level Factor Loss Factor Factor Remark MHz dBuV/m dBuV/m dB dBuV dB/m dB dB dB cm deg 1 5350.60 40.18 54.00 -13.82 28.61 32.30 12.80 34.56 1.03 327 211 Average	Blank

Mode	22	
	Harmonic	
	U-NII-2A_5.25-5.35_802.11n HT20_CH52_5260MHz	
ANT	0	
Pol.	Horizontal	Vertical
Peak Avg	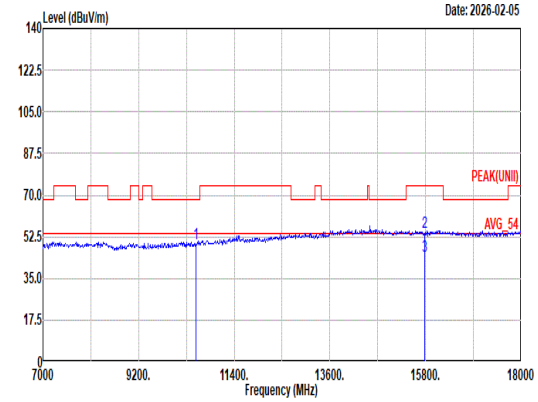 Site : 03CH21-HY Condition: PEAK(UNII) 3m DRH18-E_LE2C03A18EN_250807 HORIZONTAL Freq Level Limit Line Margin Read Level Ant Factor Cable Loss Preamp Factor Aux Factor APos TPos Remark MHz dBuV/m dBuV/m dB dBuV dB/m dB dB dB cm deg 1 10520.00 49.65 68.20 -18.55 32.33 37.34 18.11 39.93 1.80 -- -- Peak 2 15780.00 54.35 74.00 -19.65 34.99 40.74 22.67 46.19 2.14 -- -- Peak 3 15780.00 44.33 54.00 -9.67 24.97 40.74 22.67 46.19 2.14 -- -- Average	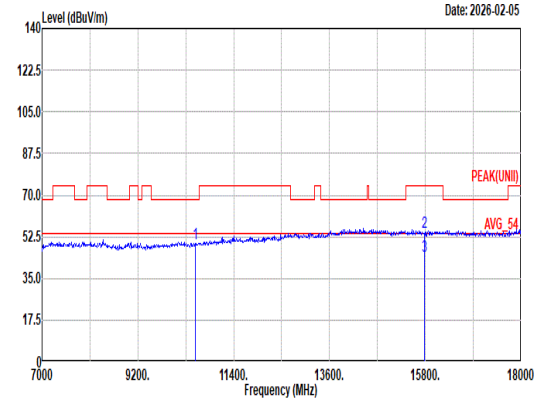 Site : 03CH21-HY Condition: PEAK(UNII) 3m DRH18-E_LE2C03A18EN_250807 VERTICAL Freq Level Limit Line Margin Read Level Ant Factor Cable Loss Preamp Factor Aux Factor APos TPos Remark MHz dBuV/m dBuV/m dB dBuV dB/m dB dB dB cm deg 1 10520.00 49.88 68.20 -18.32 32.56 37.34 18.11 39.93 1.80 -- -- Peak 2 15780.00 54.28 74.00 -19.72 34.92 40.74 22.67 46.19 2.14 -- -- Peak 3 15780.00 44.34 54.00 -9.66 24.98 40.74 22.67 46.19 2.14 -- -- Average

Mode	22	
	Harmonic	
	U-NII-2A_5.25-5.35_802.11n HT20_CH52_5260MHz	
ANT	0	
Pol.	Horizontal	Vertical
10.6G ~18G Avg	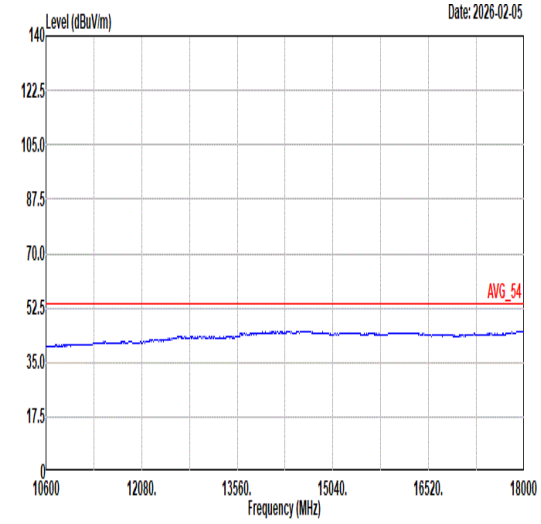 Site : 03CH21-HY Condition: AVG_54 3m DRH18-E_LE2C03A18EN_250807 HORIZONTAL	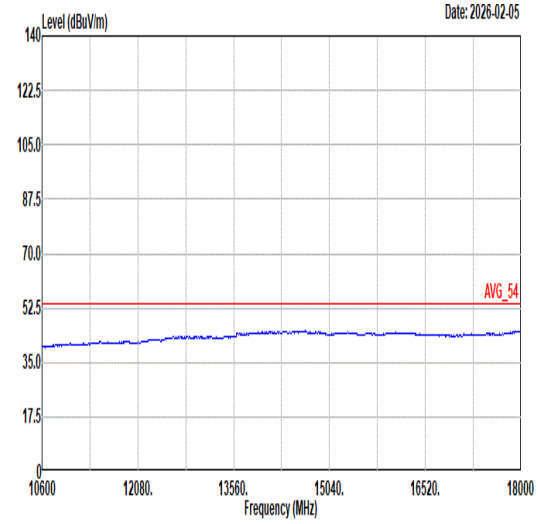 Site : 03CH21-HY Condition: AVG_54 3m DRH18-E_LE2C03A18EN_250807 VERTICAL

Mode	23
	Band Edge - L
	U-NII-2A_5.25-5.35_802.11n HT20_CH60_5300MHz
ANT	0

Pol.	Horizontal	Fundamental
Peak	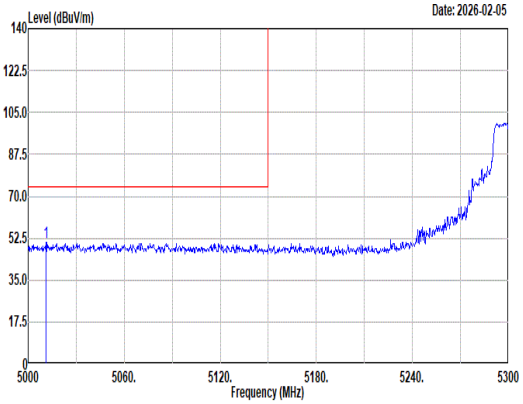 Site : 03CH21-HY Condition: PEAK_BE_74 3m DRH18-E_LE2C03A18EN_250807 HORIZONTAL : RBW:1000.000kHz VBW:3000.000kHz SWT:Auto Freq Level Limit Line Margin Read Level Ant Factor Cable Loss Preamp Factor Aux Factor APos TPos Remark MHz dBuV/m dBuV/m dB dBuV dB/m dB dB dB cm deg 1 5011.10 50.58 74.00 -23.42 38.41 32.78 12.49 34.08 0.98 117 208 Peak	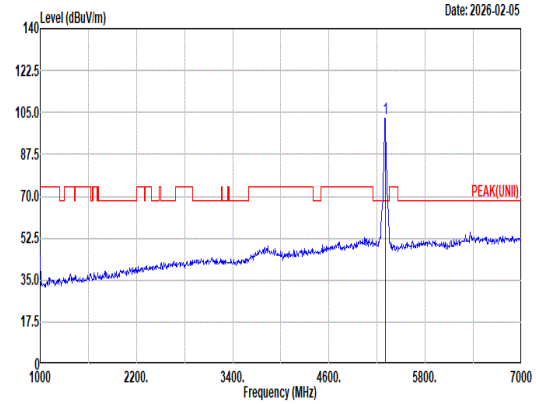 Site : 03CH21-HY Condition: PEAK(UNII) 3m DRH18-E_LE2C03A18EN_250807 HORIZONTAL : RBW:1000.000kHz VBW:3000.000kHz SWT:Auto Freq Level Limit Line Margin Read Level Ant Factor Cable Loss Preamp Factor Aux Factor APos TPos Remark MHz dBuV/m dBuV/m dB dBuV dB/m dB dB dB cm deg 1 5300.00 102.66 ------ ------ 91.10 32.31 12.74 34.49 1.00 117 208 Peak
Avg	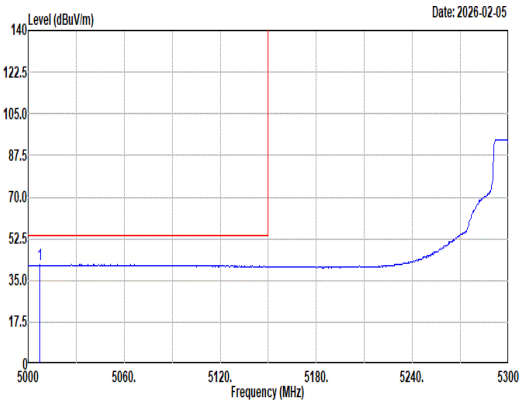 Site : 03CH21-HY Condition: AVG_BE_54 3m DRH18-E_LE2C03A18EN_250807 HORIZONTAL : RBW:1000.000kHz VBW:0.820kHz SWT:Auto Freq Level Limit Line Margin Read Level Ant Factor Cable Loss Preamp Factor Aux Factor APos TPos Remark MHz dBuV/m dBuV/m dB dBuV dB/m dB dB dB cm deg 1 5007.50 41.55 54.00 -12.45 29.37 32.78 12.49 34.07 0.98 117 208 Average	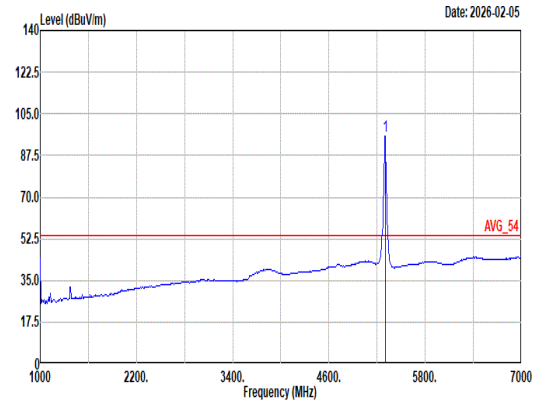 Site : 03CH21-HY Condition: AVG_54 3m DRH18-E_LE2C03A18EN_250807 HORIZONTAL : RBW:1000.000kHz VBW:0.820kHz SWT:Auto Freq Level Limit Line Margin Read Level Ant Factor Cable Loss Preamp Factor Aux Factor APos TPos Remark MHz dBuV/m dBuV/m dB dBuV dB/m dB dB dB cm deg 1 5300.00 95.64 ------ ------ 84.07 32.30 12.75 34.49 1.01 117 208 Average

Mode	23	
	Band Edge - R	
	U-NII-2A_5.25-5.35_802.11n HT20_CH60_5300MHz	
ANT	0	
Pol.	Horizontal	Fundamental
Peak	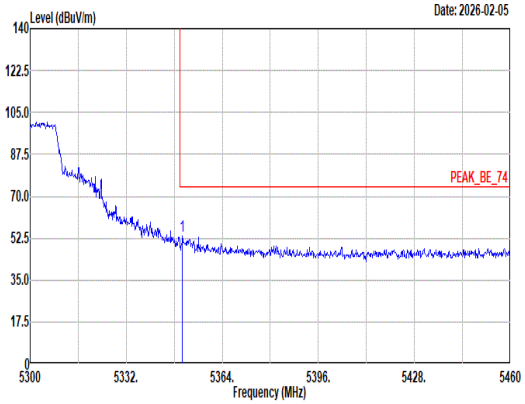 Site : 03CH21-HY Condition: PEAK_BE_74 3m DRH18-E_LE2C03A18EN_250807 HORIZONTAL : RBW:1000.000kHz VBW:3000.000kHz SWT:Auto Freq Level Limit Line Margin Read Level Ant Factor Cable Loss Preamp Factor Aux Factor APos TPos Remark MHz dBuV/m dBuV/m dB dBuV dB/m dB dB dB cm deg 1 5350.72 53.57 74.00 -20.43 42.01 32.30 12.80 34.57 1.03 117 208 Peak	Blank
Avg	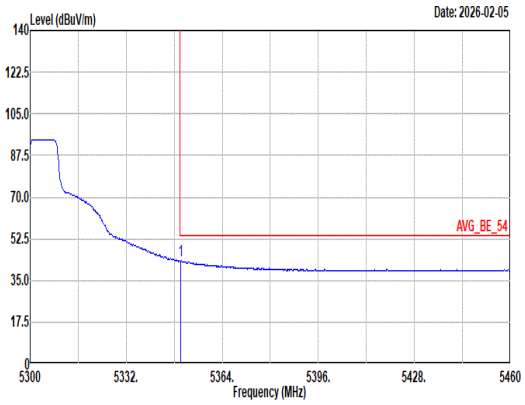 Site : 03CH21-HY Condition: AVG_BE_54 3m DRH18-E_LE2C03A18EN_250807 HORIZONTAL : RBW:1000.000kHz VBW:0.820kHz SWT:Auto Freq Level Limit Line Margin Read Level Ant Factor Cable Loss Preamp Factor Aux Factor APos TPos Remark MHz dBuV/m dBuV/m dB dBuV dB/m dB dB dB cm deg 1 5350.08 43.06 54.00 -10.94 31.49 32.30 12.80 34.56 1.03 117 208 Average	Blank

Mode	23	
	Band Edge - L	
	U-NII-2A_5.25-5.35_802.11n HT20_CH60_5300MHz	
ANT	0	
Pol.	Vertical	Fundamental
Peak	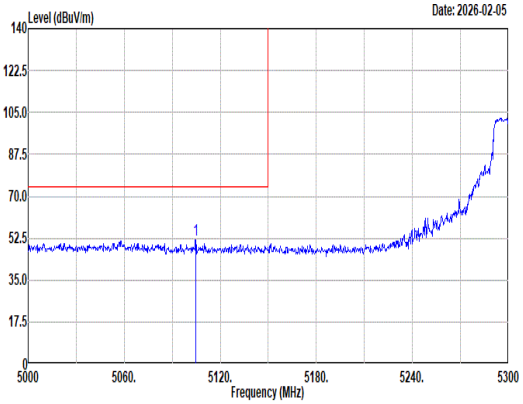 Site : 03CH21-HY Condition: PEAK_BE_74 3m DRH18-E_LE2C03A18EN_250807 VERTICAL : RBW:1000.000kHz VBW:3000.000kHz SWT:Auto 1 5104.70 51.56 74.00 -22.44 39.75 32.50 12.56 34.21 0.96 370 204 Peak	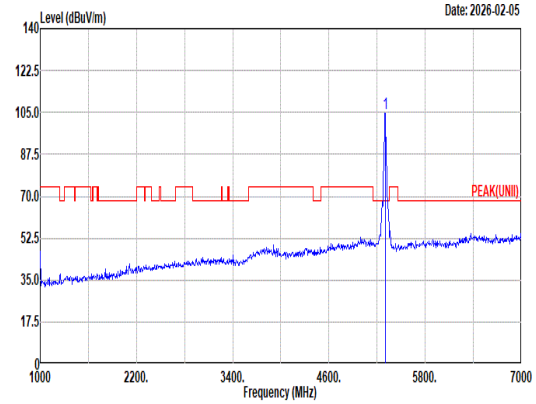 Site : 03CH21-HY Condition: PEAK(UNII) 3m DRH18-E_LE2C03A18EN_250807 VERTICAL : RBW:1000.000kHz VBW:3000.000kHz SWT:Auto 1 5300.00 104.85 ------ ------ 93.28 32.30 12.75 34.49 1.01 370 204 Peak
Avg	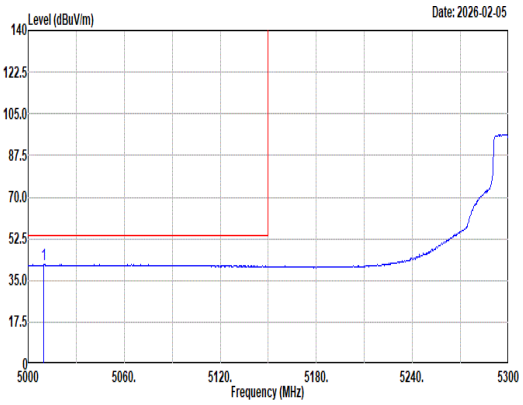 Site : 03CH21-HY Condition: AVG_BE_54 3m DRH18-E_LE2C03A18EN_250807 VERTICAL : RBW:1000.000kHz VBW:0.820kHz SWT:Auto 1 5009.60 41.63 54.00 -12.37 29.45 32.78 12.49 34.07 0.98 370 204 Average	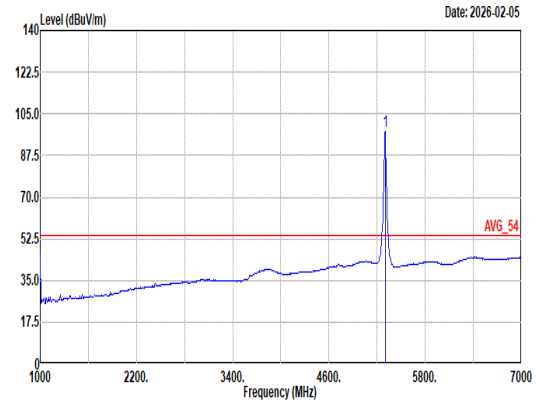 Site : 03CH21-HY Condition: AVG_54 3m DRH18-E_LE2C03A18EN_250807 VERTICAL : RBW:1000.000kHz VBW:0.820kHz SWT:Auto 1 5300.00 97.54 ------ ------ 85.97 32.30 12.75 34.49 1.01 370 204 Average

Mode	23	
	Band Edge - R	
	U-NII-2A_5.25-5.35_802.11n HT20_CH60_5300MHz	
ANT	0	
Pol.	Vertical	Fundamental
Peak	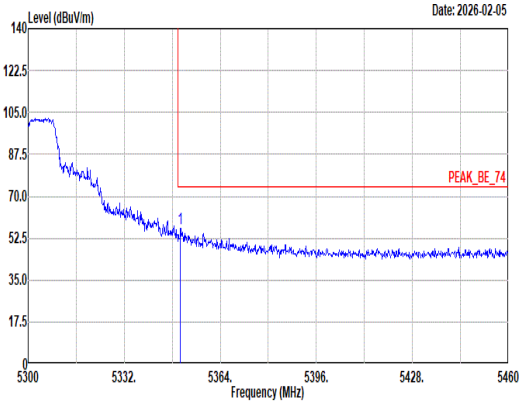 Site : 03CH21-HY Condition: PEAK_BE_74 3m DRH18-E_LE2C03A18EN_250807 VERTICAL : RBW:1000.000kHz VBW:3000.000kHz SWT:Auto Limit Read Ant Cable Preamp Aux APos TPos Freq Level Line Margin Level Factor Loss Factor Factor Remark MHz dBuV/m dBuV/m dB dBuV dB/m dB dB dB cm deg 1 5350.72 56.34 74.00 -17.66 44.78 32.30 12.80 34.57 1.03 370 204 Peak	Blank
Avg	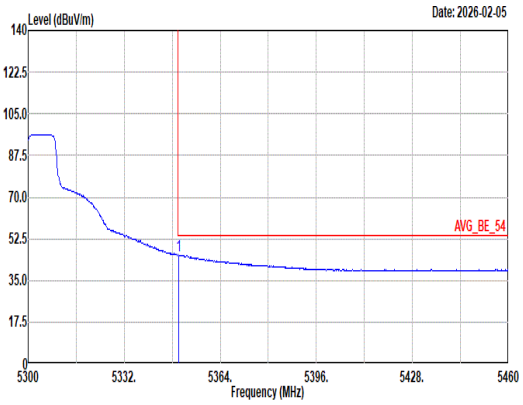 Site : 03CH21-HY Condition: AVG_BE_54 3m DRH18-E_LE2C03A18EN_250807 VERTICAL : RBW:1000.000kHz VBW:0.820kHz SWT:Auto Limit Read Ant Cable Preamp Aux APos TPos Freq Level Line Margin Level Factor Loss Factor Factor Remark MHz dBuV/m dBuV/m dB dBuV dB/m dB dB dB cm deg 1 5350.08 45.69 54.00 -8.31 34.12 32.30 12.80 34.56 1.03 370 204 Average	Blank

Mode	23	
	Harmonic	
	U-NII-2A_5.25-5.35_802.11n HT20_CH60_5300MHz	
ANT	0	
Pol.	Horizontal	Vertical
Peak Avg	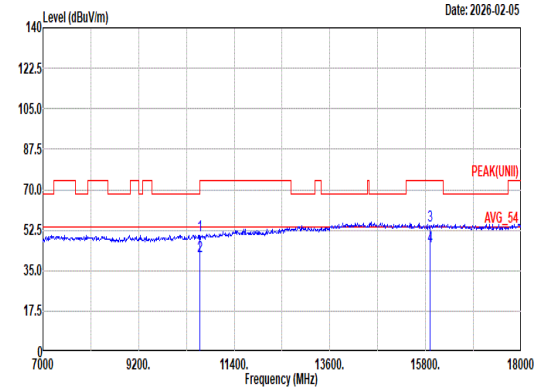 Site : 03CH21-HY Condition: PEAK(UNII) 3m DRH18-E_LE2C03A18EN_250807 HORIZONTAL Freq Level Limit Line Margin Read Level Ant Factor Cable Loss Preamp Factor Aux Factor APos TPos Remark 1 10600.00 50.38 74.00 -23.62 32.86 37.50 18.19 39.99 1.82 -- -- Peak 2 10600.00 41.45 54.00 -12.55 23.93 37.50 18.19 39.99 1.82 -- -- Average 3 15900.00 54.20 74.00 -19.80 34.62 41.00 22.77 46.33 2.14 -- -- Peak 4 15900.00 45.34 54.00 -8.66 25.76 41.00 22.77 46.33 2.14 -- -- Average	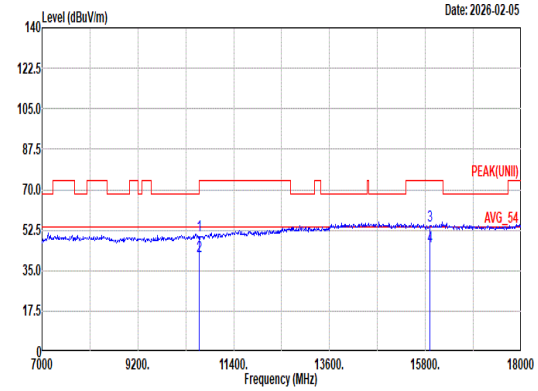 Site : 03CH21-HY Condition: PEAK(UNII) 3m DRH18-E_LE2C03A18EN_250807 VERTICAL Freq Level Limit Line Margin Read Level Ant Factor Cable Loss Preamp Factor Aux Factor APos TPos Remark 1 10600.00 50.00 74.00 -24.00 32.48 37.50 18.19 39.99 1.82 -- -- Peak 2 10600.00 41.02 54.00 -12.98 23.50 37.50 18.19 39.99 1.82 -- -- Average 3 15900.00 54.56 74.00 -19.44 34.98 41.00 22.77 46.33 2.14 -- -- Peak 4 15900.00 45.58 54.00 -8.42 26.00 41.00 22.77 46.33 2.14 -- -- Average

Mode	23	
	Harmonic	
	U-NII-2A_5.25-5.35_802.11n HT20_CH60_5300MHz	
ANT	0	
Pol.	Horizontal	Vertical
10.6G ~18G Avg	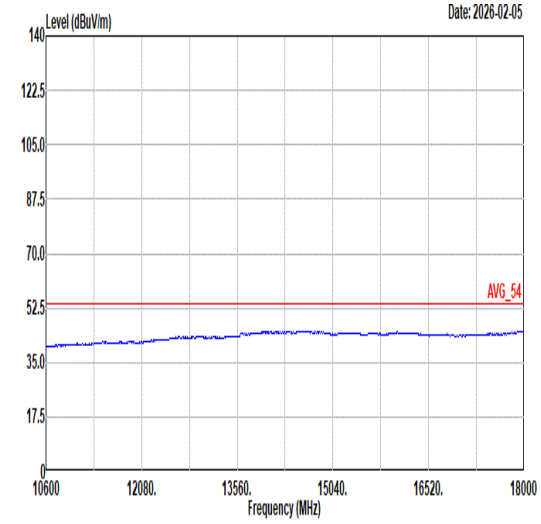 Site : 03CH21-HY Condition: AVG_54 3m DRH18-E_LE2C03A18EN_250807 HORIZONTAL	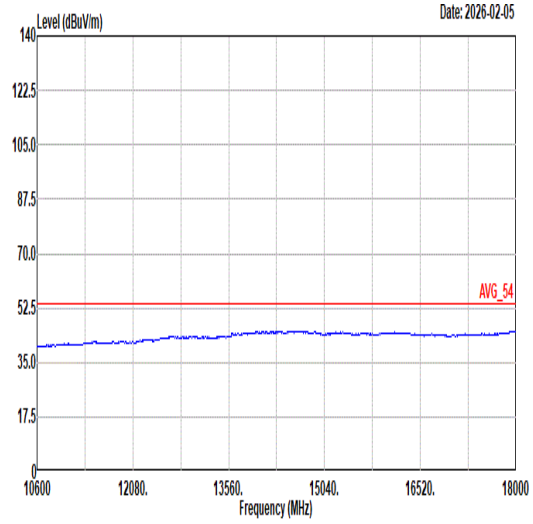 Site : 03CH21-HY Condition: AVG_54 3m DRH18-E_LE2C03A18EN_250807 VERTICAL

Mode	24	
	Band Edge	
	U-NII-2A_5.25-5.35_802.11n HT20_CH64_5320MHz	
ANT	0	
Pol.	Horizontal	Fundamental
Peak	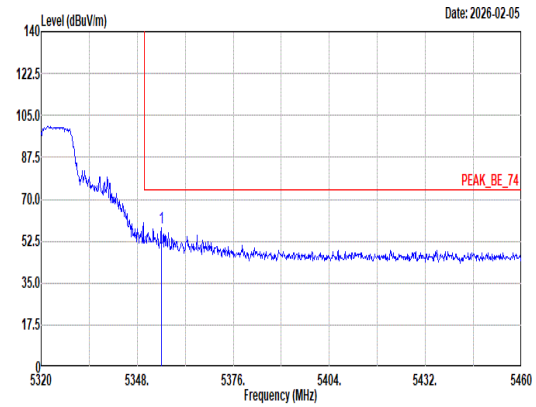 Site : 03CH21-HY Condition: PEAK_BE_74 3m DRH18-E_LE2C03A18EN_250807 HORIZONTAL : RBW:1000.000kHz VBW:3000.000kHz SWT:Auto Freq Level Limit Line Margin Read Level Ant Factor Cable Loss Preamp Factor Aux Factor APos TPos Remark MHz dBuV/m dBuV/m dB dBuV dB/m dB dB dB cm deg 1 5355.00 58.13 74.00 -15.87 46.56 32.29 12.81 34.57 1.04 107 203 Peak	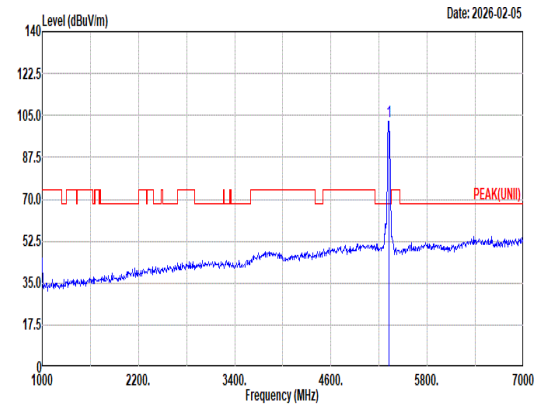 Site : 03CH21-HY Condition: PEAK(UNII) 3m DRH18-E_LE2C03A18EN_250807 HORIZONTAL : RBW:1000.000kHz VBW:3000.000kHz SWT:Auto Freq Level Limit Line Margin Read Level Ant Factor Cable Loss Preamp Factor Aux Factor APos TPos Remark MHz dBuV/m dBuV/m dB dBuV dB/m dB dB dB cm deg 1 5320.00 102.63 ------ ------ 91.07 32.30 12.76 34.51 1.01 107 203 Peak
Avg	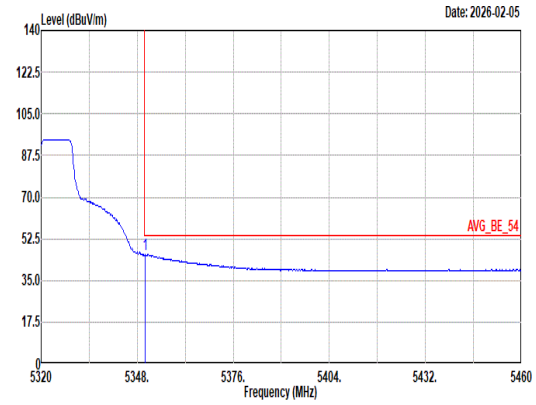 Site : 03CH21-HY Condition: AVG_BE_54 3m DRH18-E_LE2C03A18EN_250807 HORIZONTAL : RBW:1000.000kHz VBW:0.820kHz SWT:Auto Freq Level Limit Line Margin Read Level Ant Factor Cable Loss Preamp Factor Aux Factor APos TPos Remark MHz dBuV/m dBuV/m dB dBuV dB/m dB dB dB cm deg 1 5350.24 45.90 54.00 -8.10 34.33 32.30 12.80 34.56 1.03 107 203 Average	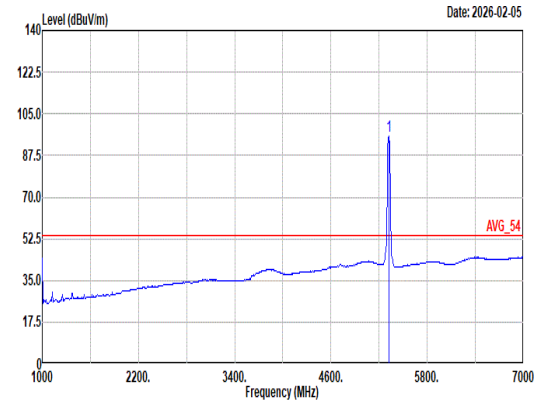 Site : 03CH21-HY Condition: AVG_54 3m DRH18-E_LE2C03A18EN_250807 HORIZONTAL : RBW:1000.000kHz VBW:0.820kHz SWT:Auto Freq Level Limit Line Margin Read Level Ant Factor Cable Loss Preamp Factor Aux Factor APos TPos Remark MHz dBuV/m dBuV/m dB dBuV dB/m dB dB dB cm deg 1 5320.00 95.54 ------ ------ 83.97 32.30 12.77 34.52 1.02 107 203 Average

Mode	24	
	Band Edge	
	U-NII-2A_5.25-5.35_802.11n HT20_CH64_5320MHz	
ANT	0	
Pol.	Vertical	Fundamental
Peak	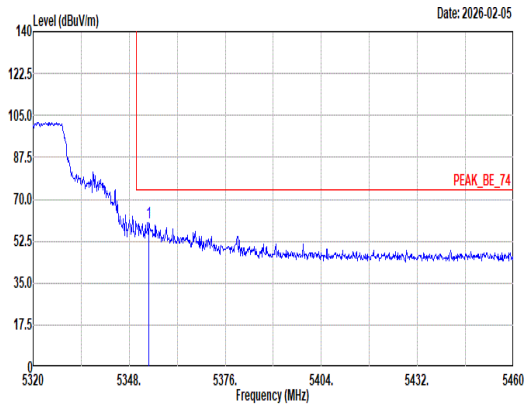 Site : 03CH21-HY Condition: PEAK_BE_74 3m DRH18-E_LE2C03A18EN_250807 VERTICAL : RBW:1000.000kHz VBW:3000.000kHz SWT:Auto Freq Level Limit Line Margin Read Level Ant Factor Cable Loss Preamp Factor Aux Factor APos TPos Remark MHz dBuV/m dBuV/m dB dBuV dB/m dB dB dB cm deg 1 5353.74 60.29 74.00 -13.71 48.73 32.29 12.81 34.57 1.03 281 211 Peak	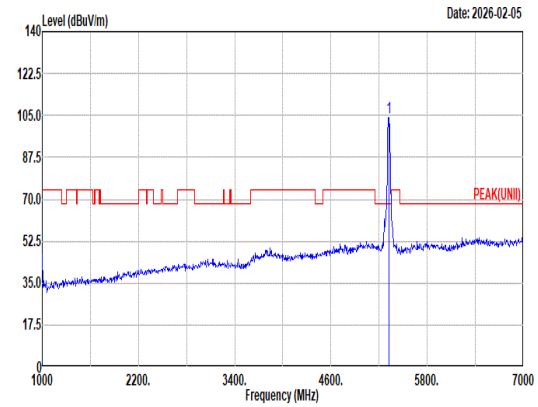 Site : 03CH21-HY Condition: PEAK(UNII) 3m DRH18-E_LE2C03A18EN_250807 VERTICAL : RBW:1000.000kHz VBW:3000.000kHz SWT:Auto Freq Level Limit Line Margin Read Level Ant Factor Cable Loss Preamp Factor Aux Factor APos TPos Remark MHz dBuV/m dBuV/m dB dBuV dB/m dB dB dB cm deg 1 5320.00 104.27 ------ ------ 92.70 32.30 12.77 34.52 1.02 281 211 Peak
Avg	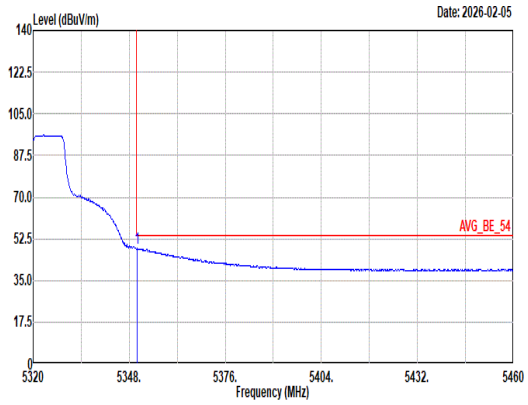 Site : 03CH21-HY Condition: AVG_BE_54 3m DRH18-E_LE2C03A18EN_250807 VERTICAL : RBW:1000.000kHz VBW:0.820kHz SWT:Auto Freq Level Limit Line Margin Read Level Ant Factor Cable Loss Preamp Factor Aux Factor APos TPos Remark MHz dBuV/m dBuV/m dB dBuV dB/m dB dB dB cm deg 1 5350.38 48.41 54.00 -5.59 36.84 32.30 12.80 34.56 1.03 281 211 Average	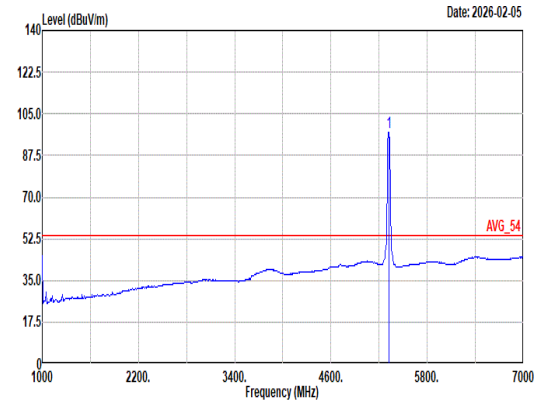 Site : 03CH21-HY Condition: AVG_54 3m DRH18-E_LE2C03A18EN_250807 VERTICAL : RBW:1000.000kHz VBW:0.820kHz SWT:Auto Freq Level Limit Line Margin Read Level Ant Factor Cable Loss Preamp Factor Aux Factor APos TPos Remark MHz dBuV/m dBuV/m dB dBuV dB/m dB dB dB cm deg 1 5320.00 97.24 ------ ------ 85.67 32.30 12.77 34.52 1.02 281 211 Average

Mode	24	
	Harmonic	
	U-NII-2A_5.25-5.35_802.11n HT20_CH64_5320MHz	
ANT	0	
Pol.	Horizontal	Vertical
Peak Avg	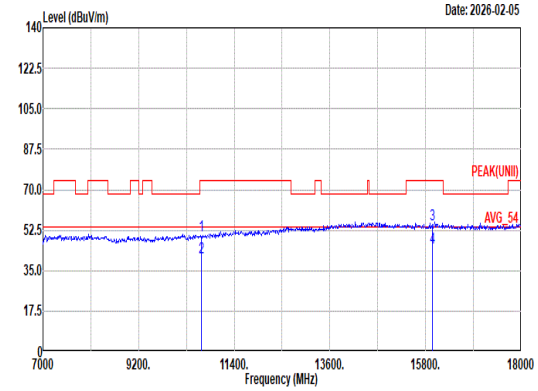 Site : 03CH21-HY Condition: PEAK(UNII) 3m DRH18-E_LE2C03A18EN_250807 HORIZONTAL Freq Level Limit Line Margin Read Level Ant Factor Cable Loss Preamp Factor Aux Factor APos TPos Remark 1 10640.00 49.95 74.00 -24.05 32.42 37.50 18.22 40.02 1.83 -- -- Peak 2 10640.00 40.48 54.00 -13.52 22.95 37.50 18.22 40.02 1.83 -- -- Average 3 15960.00 55.05 74.00 -18.95 35.52 40.98 22.82 46.40 2.13 -- -- Peak 4 15960.00 44.68 54.00 -9.32 25.15 40.98 22.82 46.40 2.13 -- -- Average	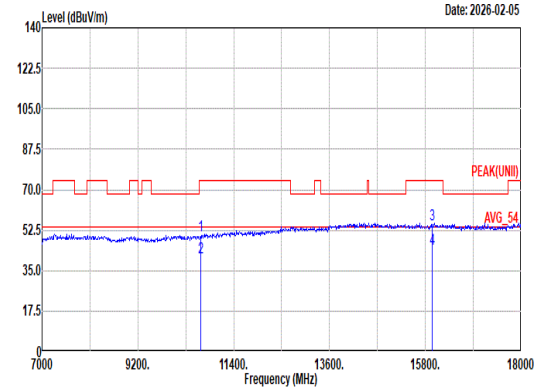 Site : 03CH21-HY Condition: PEAK(UNII) 3m DRH18-E_LE2C03A18EN_250807 VERTICAL Freq Level Limit Line Margin Read Level Ant Factor Cable Loss Preamp Factor Aux Factor APos TPos Remark 1 10640.00 50.41 74.00 -23.59 32.88 37.50 18.22 40.02 1.83 -- -- Peak 2 10640.00 40.46 54.00 -13.54 22.93 37.50 18.22 40.02 1.83 -- -- Average 3 15960.00 54.90 74.00 -19.10 35.37 40.98 22.82 46.40 2.13 -- -- Peak 4 15960.00 44.61 54.00 -9.39 25.08 40.98 22.82 46.40 2.13 -- -- Average

Mode	24	
	Harmonic	
	U-NII-2A_5.25-5.35_802.11n HT20_CH64_5320MHz	
ANT	0	
Pol.	Horizontal	Vertical
10.6G ~18G Avg	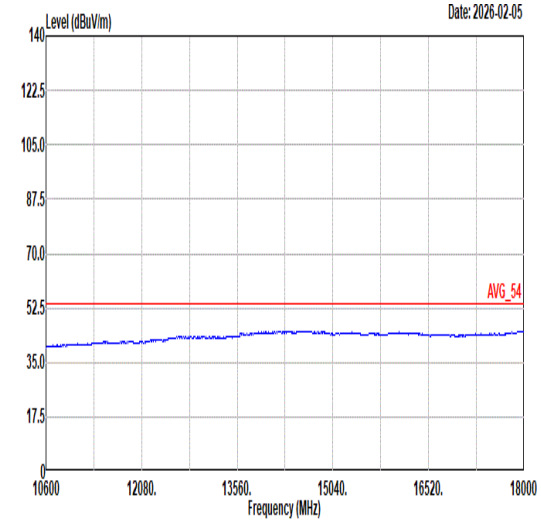 Site : 03CH21-HY Condition: AVG_54 3m DRH18-E_LE2C03A18EN_250807 HORIZONTAL	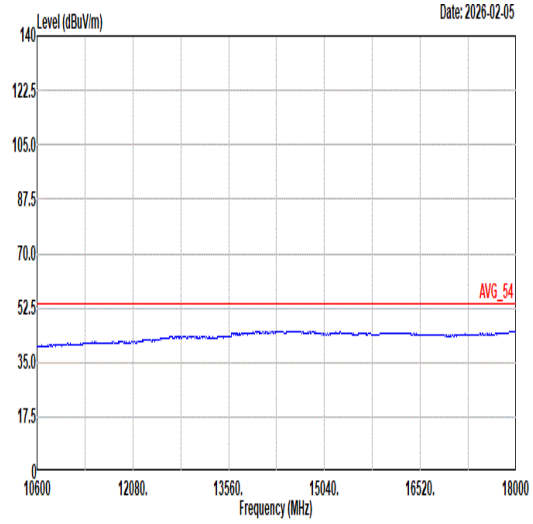 Site : 03CH21-HY Condition: AVG_54 3m DRH18-E_LE2C03A18EN_250807 VERTICAL

Mode	25	
	Band Edge - L	
	U-NII-2A_5.25-5.35_802.11n HT40_CH54_5270MHz	
ANT	0	
Pol.	Horizontal	Fundamental
Peak	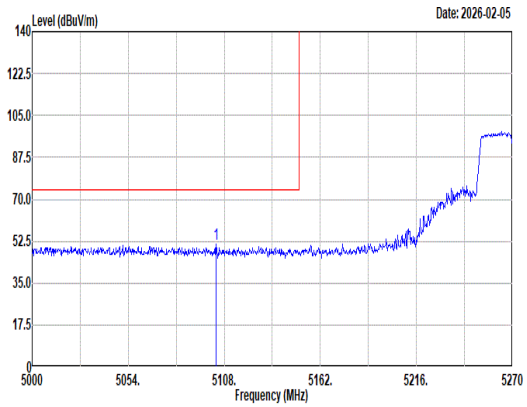 Site : 03CH21-HY Condition: PEAK_BE_74 3m DRH18-E_LE2C03A18EN_250807 HORIZONTAL : RBW:1000.000kHz VBW:3000.000kHz SWT:Auto 1 5103.41 51.05 74.00 -22.95 39.24 32.50 12.56 34.21 0.96 100 214 Peak	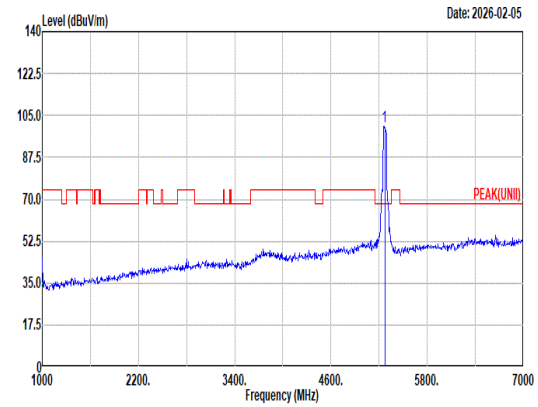 Site : 03CH21-HY Condition: PEAK(UNII) 3m DRH18-E_LE2C03A18EN_250807 HORIZONTAL : RBW:1000.000kHz VBW:3000.000kHz SWT:Auto 1 5270.00 100.62 ------ ------ 88.99 32.38 12.70 34.43 0.98 100 214 Peak
Avg	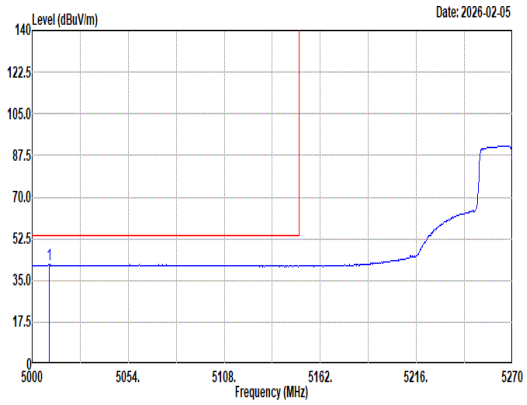 Site : 03CH21-HY Condition: AVG_BE_54 3m DRH18-E_LE2C03A18EN_250807 HORIZONTAL : RBW:1000.000kHz VBW:0.820kHz SWT:Auto 1 5009.45 41.57 54.00 -12.43 29.39 32.78 12.49 34.07 0.98 100 214 Average	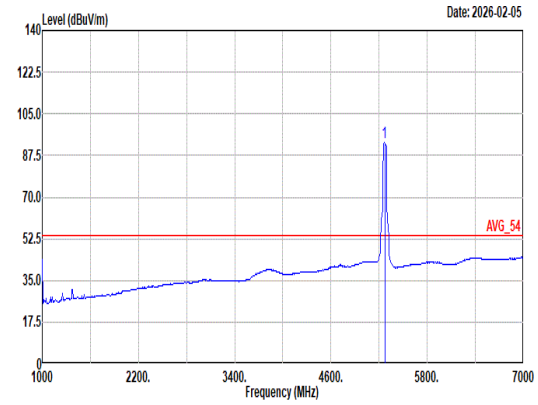 Site : 03CH21-HY Condition: AVG_54 3m DRH18-E_LE2C03A18EN_250807 HORIZONTAL : RBW:1000.000kHz VBW:0.820kHz SWT:Auto 1 5270.00 92.80 ------ ------ 81.17 32.37 12.71 34.44 0.99 100 214 Average