Mode	1	
	Band Edge - L	
	U-NII-4_5.825-5.925_802.11a_CH169_5845MHz	
ANT	0	
Pol.	Vertical	Fundamental
Peak	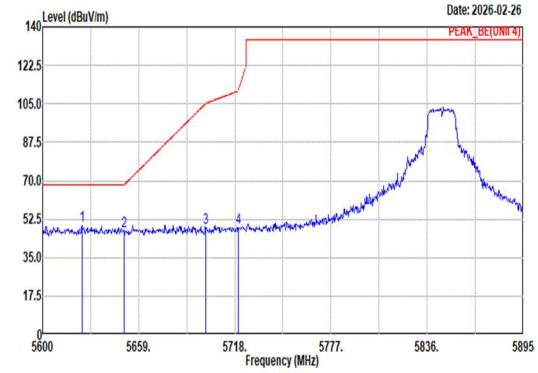 Site : 03CH21-HY Condition: PEAK_BE(UNII 4) 3m DRH18-E_LE2C03A18EN_250807 VERTICAL : RBW:1000.000kHz VBW:3000.000kHz SWT:Auto Freq Level Limit Line Margin Read Level Ant Factor Cable Loss Preamp Factor Aux Factor APos TPos Remark MHz dBuV/m dBuV/m dB dBuV dB/m dB dB dB cm deg 1 5624.19 49.51 68.20 -18.69 37.39 33.00 13.09 34.93 0.96 109 226 Peak 2 5650.15 47.21 68.31 -21.10 34.96 33.10 13.12 34.96 0.99 109 226 Peak 3 5700.01 48.51 105.20 -56.69 35.89 33.40 13.19 35.02 1.05 109 226 Peak 4 5720.07 48.50 110.95 -62.45 35.75 33.52 13.21 35.05 1.07 109 226 Peak	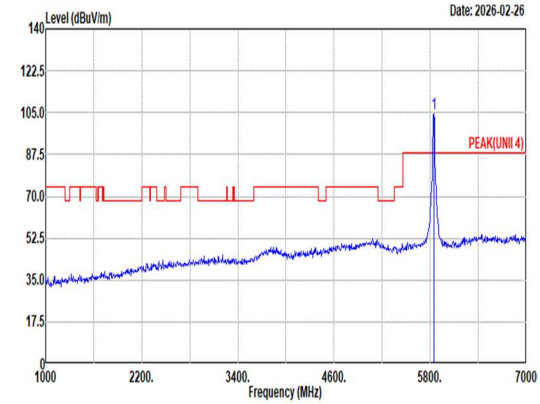 Site : 03CH21-HY Condition: PEAK(UNII 4) 3m DRH18-E_LE2C03A18EN_250807 VERTICAL : RBW:1000.000kHz VBW:3000.000kHz SWT:Auto Freq Level Limit Line Margin Read Level Ant Factor Cable Loss Preamp Factor Aux Factor APos TPos Remark MHz dBuV/m dBuV/m dB dBuV dB/m dB dB dB cm deg 1 5845.00 104.51 ------ ------ 91.53 33.72 13.36 35.20 1.10 109 226 Peak
Avg	Blank	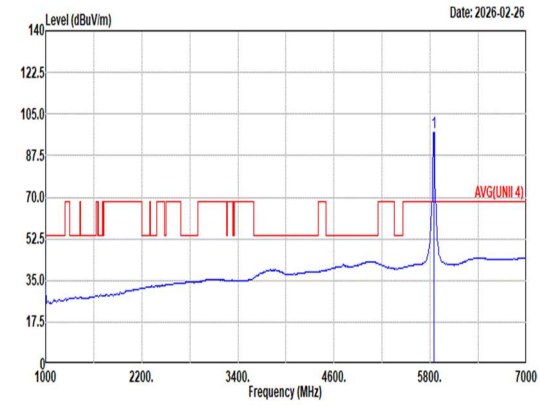 Site : 03CH21-HY Condition: AVG(UNII 4) 3m DRH18-E_LE2C03A18EN_250807 VERTICAL : RBW:1000.000kHz VBW:0.750kHz SWT:Auto Freq Level Limit Line Margin Read Level Ant Factor Cable Loss Preamp Factor Aux Factor APos TPos Remark MHz dBuV/m dBuV/m dB dBuV dB/m dB dB dB cm deg 1 5845.00 97.32 ------ ------ 84.36 33.70 13.37 35.20 1.09 109 226 Average

Mode	1	
	Band Edge - R	
	U-NII-4_5.825-5.925_802.11a_CH169_5845MHz	
ANT	0	
Pol.	Vertical	Fundamental
Peak	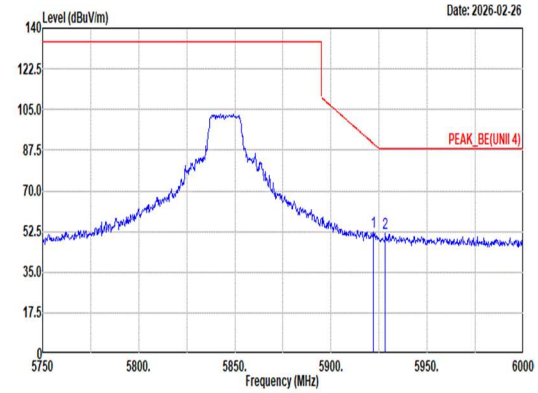 Site : 03CH21-HY Condition: PEAK_BE(UNII 4) 3m DRH18-E_LE2C03A18EN_250807 VERTICAL : RBW:1000.000kHz VBW:3000.000kHz SWT:Auto Limit Read Ant Cable Preamp Aux APos TPos Freq Level Line Margin Level Factor Loss Factor Factor Remark MHz dBuV/m dBuV/m dB dBuV dB/m dB dB dB cm deg 1 5922.25 52.45 90.21 -37.76 39.66 33.66 13.45 35.30 0.98 109 226 Peak 2 5928.25 51.53 88.20 -36.67 38.76 33.64 13.46 35.30 0.97 109 226 Peak	Blank
Avg	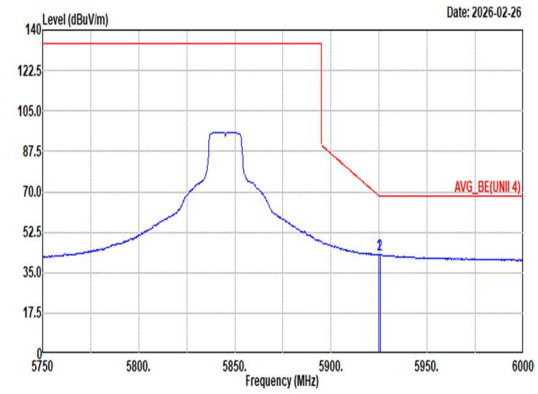 Site : 03CH21-HY Condition: AVG_BE(UNII 4) 3m DRH18-E_LE2C03A18EN_250807 VERTICAL : RBW:1000.000kHz VBW:0.750kHz SWT:Auto Limit Read Ant Cable Preamp Aux APos TPos Freq Level Line Margin Level Factor Loss Factor Factor Remark MHz dBuV/m dBuV/m dB dBuV dB/m dB dB dB cm deg 1 5925.00 42.68 68.20 -25.52 29.90 33.65 13.45 35.30 0.98 109 226 Average 2 5925.50 42.77 68.20 -25.43 29.99 33.65 13.45 35.30 0.98 109 226 Average	Blank

Mode	1	
	Harmonic	
	U-NII-4_5.825-5.925_802.11a_CH169_5845MHz	
ANT	0	
Pol.	Horizontal	Vertical
Peak Avg	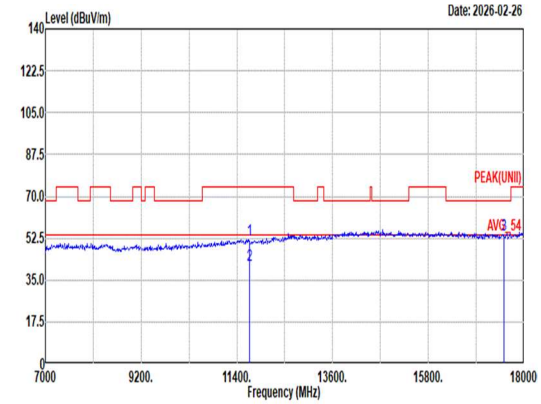 Site : 03CH21-HY Condition: PEAK(UNII) 3m DRH18-E_LE2C03A18EN_250807 HORIZONTAL Freq Level Limit Line Margin Read Level Ant Factor Cable Loss Preamp Factor Aux Factor APos TPos Remark MHz dBuV/m dBuV/m dB dBuV dB/m dB dB dB cm deg 1 11690.00 51.54 74.00 -22.46 32.95 38.40 19.18 41.00 2.01 -- -- Peak 2 11690.00 41.29 54.00 -12.71 22.70 38.40 19.18 41.00 2.01 -- -- Average 3 17535.00 53.81 68.20 -14.39 35.53 39.83 23.85 47.85 2.45 -- -- Peak	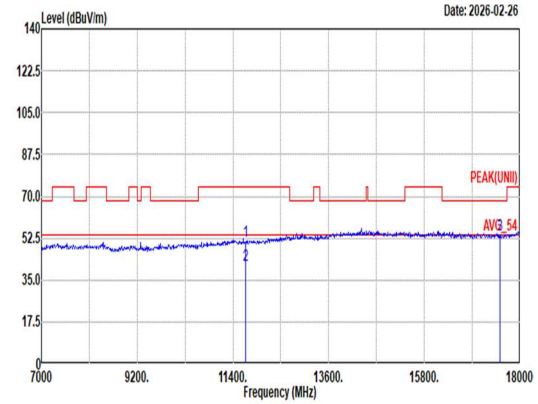 Site : 03CH21-HY Condition: PEAK(UNII) 3m DRH18-E_LE2C03A18EN_250807 VERTICAL Freq Level Limit Line Margin Read Level Ant Factor Cable Loss Preamp Factor Aux Factor APos TPos Remark MHz dBuV/m dBuV/m dB dBuV dB/m dB dB dB cm deg 1 11690.00 51.14 74.00 -22.86 32.55 38.40 19.18 41.00 2.01 -- -- Peak 2 11690.00 41.26 54.00 -12.74 22.67 38.40 19.18 41.00 2.01 -- -- Average 3 17535.00 53.73 68.20 -14.47 35.45 39.83 23.85 47.85 2.45 -- -- Peak

Mode	1	
	Harmonic	
	U-NII-4_5.825-5.925_802.11a_CH169_5845MHz	
ANT	0	
Pol.	Horizontal	Vertical
10.6G ~18G Avg	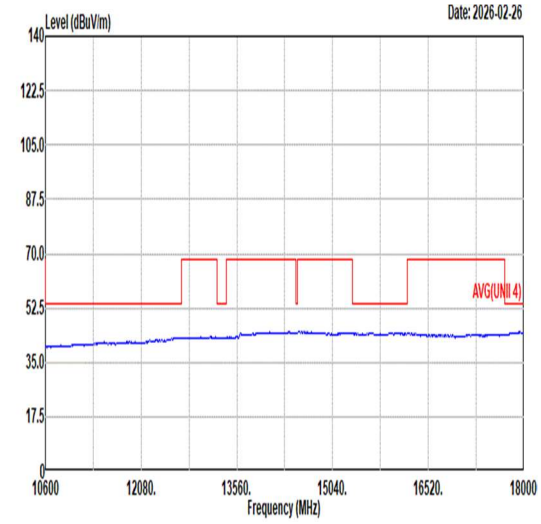 Site : 03CH21-HY Condition: AVG(UNII 4) 3m DRH18-E_LE2C03A18EN_250807 HORIZONTAL	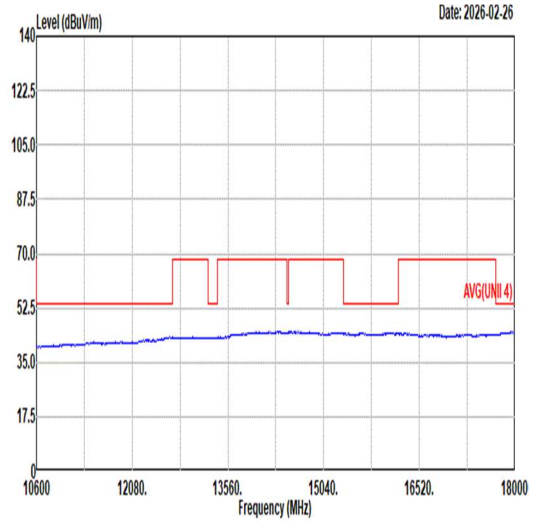 Site : 03CH21-HY Condition: AVG(UNII 4) 3m DRH18-E_LE2C03A18EN_250807 VERTICAL

Mode	2	
	Band Edge - L	
	U-NII-4_5.825-5.925_802.11a_CH173_5865MHz	
ANT	0	
Pol.	Horizontal	Fundamental
Peak	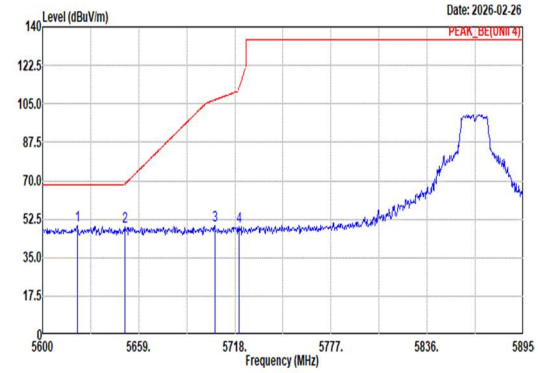 Site : 03CH21-HY Condition: PEAK_BE(UNII 4) 3m DRH18-E_LE2C03A18EN_250807 HORIZONTAL : RBW:1000.000kHz VBW:3000.000kHz SWT:Auto Freq Level Limit Line Margin Read Level Ant Factor Cable Loss Preamp Factor Aux Factor APos TPos Remark MHz dBuV/m dBuV/m dB dBuV dB/m dB dB dB cm deg 1 5621.24 49.65 68.20 -18.55 37.56 32.98 13.09 34.93 0.95 100 196 Peak 2 5650.45 49.05 68.53 -19.48 36.80 33.10 13.12 34.96 0.99 100 196 Peak 3 5705.61 49.62 106.77 -57.15 36.98 33.43 13.19 35.03 1.05 100 196 Peak 4 5720.36 49.10 111.62 -62.52 36.35 33.52 13.21 35.05 1.07 100 196 Peak	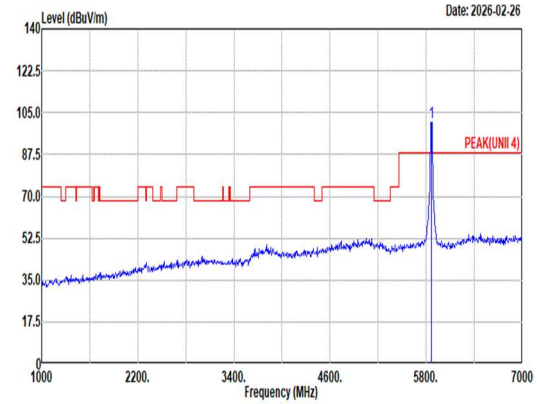 Site : 03CH21-HY Condition: PEAK(UNII 4) 3m DRH18-E_LE2C03A18EN_250807 HORIZONTAL : RBW:1000.000kHz VBW:3000.000kHz SWT:Auto Freq Level Limit Line Margin Read Level Ant Factor Cable Loss Preamp Factor Aux Factor APos TPos Remark MHz dBuV/m dBuV/m dB dBuV dB/m dB dB dB cm deg 1 5865.00 101.16 ------ ------ 88.24 33.70 13.39 35.23 1.06 100 196 Peak
Avg	Blank	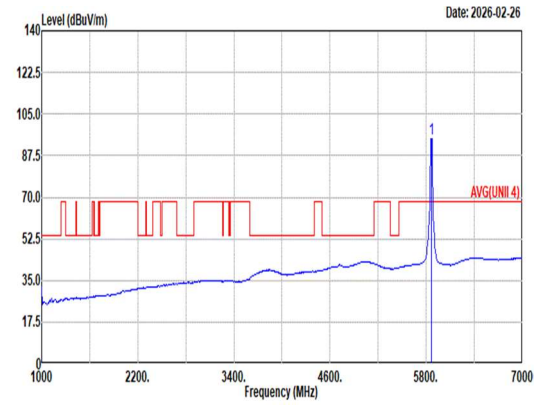 Site : 03CH21-HY Condition: AVG(UNII 4) 3m DRH18-E_LE2C03A18EN_250807 HORIZONTAL : RBW:1000.000kHz VBW:0.750kHz SWT:Auto Freq Level Limit Line Margin Read Level Ant Factor Cable Loss Preamp Factor Aux Factor APos TPos Remark MHz dBuV/m dBuV/m dB dBuV dB/m dB dB dB cm deg 1 5865.00 94.43 ------ ------ 81.51 33.70 13.39 35.23 1.06 100 196 Average

Mode	2	
	Band Edge - R	
	U-NII-4_5.825-5.925_802.11a_CH173_5865MHz	
ANT	0	
Pol.	Horizontal	Fundamental
Peak	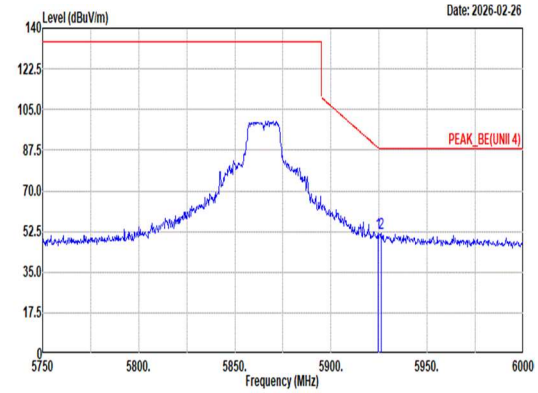 Site : 03CH21-HY Condition: PEAK_BE(UNII 4) 3m DRH18-E_LE2C03A18EN_250807 HORIZONTAL : RBW:1000.000kHz VBW:3000.000kHz SWT:Auto Limit Read Ant Cable Preamp Aux APos TPos Freq Level Line Margin Level Factor Loss Factor Factor Remark MHz dBuV/m dBuV/m dB dBuV dB/m dB dB dB cm deg 1 5924.50 51.81 88.57 -36.76 39.03 33.65 13.45 35.30 0.98 100 196 Peak 2 5926.25 51.81 88.20 -36.39 39.02 33.65 13.46 35.30 0.98 100 196 Peak	Blank
Avg	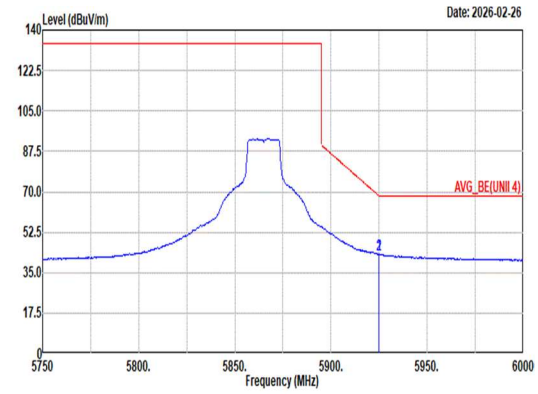 Site : 03CH21-HY Condition: AVG_BE(UNII 4) 3m DRH18-E_LE2C03A18EN_250807 HORIZONTAL : RBW:1000.000kHz VBW:0.750kHz SWT:Auto Limit Read Ant Cable Preamp Aux APos TPos Freq Level Line Margin Level Factor Loss Factor Factor Remark MHz dBuV/m dBuV/m dB dBuV dB/m dB dB dB cm deg 1 5925.00 42.92 68.20 -25.28 30.14 33.65 13.45 35.30 0.98 100 196 Average 2 5925.00 42.92 68.20 -25.28 30.14 33.65 13.45 35.30 0.98 100 196 Average	Blank

Mode	2	
	Band Edge - L	
	U-NII-4_5.825-5.925_802.11a_CH173_5865MHz	
ANT	0	
Pol.	Vertical	Fundamental
Peak	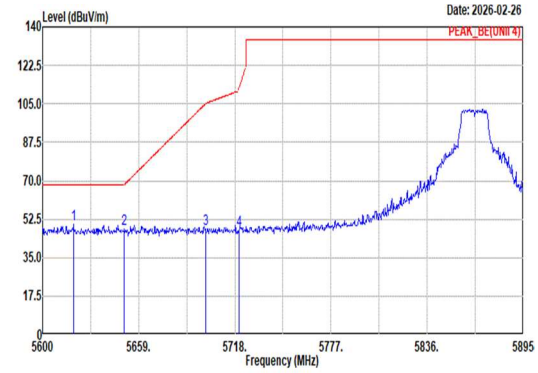 Site : 03CH21-HY Condition: PEAK_BE(UNII 4) 3m DRH18-E_LE2C03A18EN_250807 VERTICAL : RBW:1000.000kHz VBW:3000.000kHz SWT:Auto Freq Level Limit Line Margin Read Level Ant Factor Cable Loss Preamp Factor Aux Factor APos TPos Remark MHz dBuV/m dBuV/m dB dBuV dB/m dB dB dB cm deg 1 5618.88 49.95 68.20 -18.25 37.87 32.98 13.08 34.93 0.95 100 221 Peak 2 5650.15 48.01 68.31 -20.30 35.76 33.10 13.12 34.96 0.99 100 221 Peak 3 5700.01 48.10 105.20 -57.10 35.48 33.40 13.19 35.02 1.05 100 221 Peak 4 5720.36 47.40 111.62 -64.22 34.65 33.52 13.21 35.05 1.07 100 221 Peak	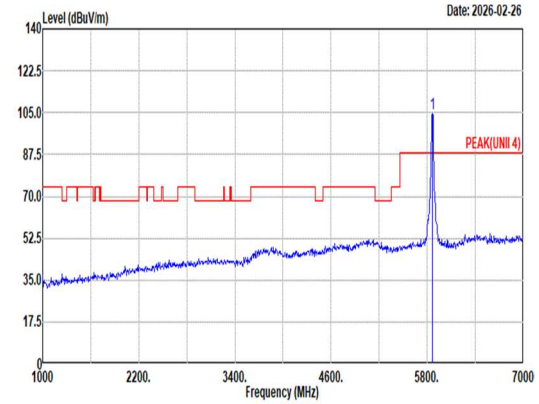 Site : 03CH21-HY Condition: PEAK(UNII 4) 3m DRH18-E_LE2C03A18EN_250807 VERTICAL : RBW:1000.000kHz VBW:3000.000kHz SWT:Auto Freq Level Limit Line Margin Read Level Ant Factor Cable Loss Preamp Factor Aux Factor APos TPos Remark MHz dBuV/m dBuV/m dB dBuV dB/m dB dB dB cm deg 1 5865.00 104.34 ------ ------ 91.42 33.70 13.39 35.23 1.06 100 221 Peak
Avg	Blank	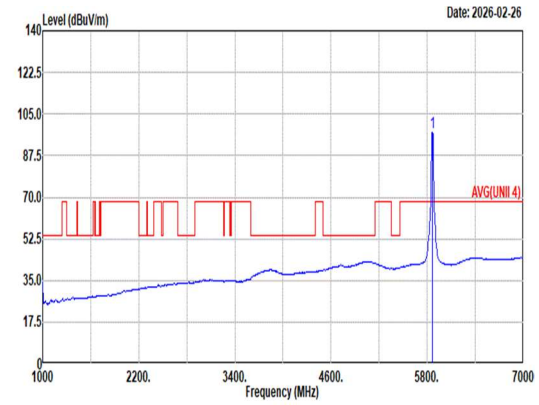 Site : 03CH21-HY Condition: AVG(UNII 4) 3m DRH18-E_LE2C03A18EN_250807 VERTICAL : RBW:1000.000kHz VBW:0.750kHz SWT:Auto Freq Level Limit Line Margin Read Level Ant Factor Cable Loss Preamp Factor Aux Factor APos TPos Remark MHz dBuV/m dBuV/m dB dBuV dB/m dB dB dB cm deg 1 5865.00 97.14 ------ ------ 84.21 33.70 13.38 35.22 1.07 100 221 Average

Mode	2	
	Band Edge - R	
	U-NII-4_5.825-5.925_802.11a_CH173_5865MHz	
ANT	0	
Pol.	Vertical	Fundamental
Peak	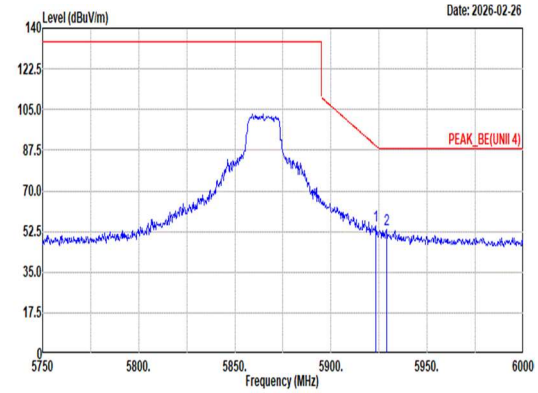 Site : 03CH21-HY Condition: PEAK_BE(UNII 4) 3m DRH18-E_LE2C03A18EN_250807 VERTICAL : RBW:1000.000kHz VBW:3000.000kHz SWT:Auto Limit Read Ant Cable Preamp Aux APos TPos Freq Level Line Margin Level Factor Loss Factor Factor Remark MHz dBuV/m dBuV/m dB dBuV dB/m dB dB dB cm deg 1 5923.25 54.74 89.48 -34.74 41.96 33.65 13.45 35.30 0.98 100 221 Peak 2 5928.75 53.27 88.20 -34.93 40.50 33.64 13.46 35.30 0.97 100 221 Peak	Blank
Avg	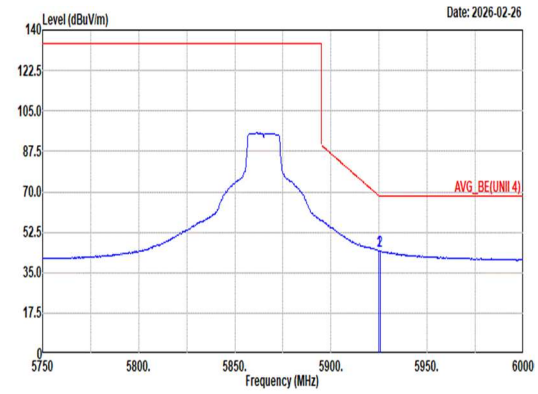 Site : 03CH21-HY Condition: AVG_BE(UNII 4) 3m DRH18-E_LE2C03A18EN_250807 VERTICAL : RBW:1000.000kHz VBW:0.750kHz SWT:Auto Limit Read Ant Cable Preamp Aux APos TPos Freq Level Line Margin Level Factor Loss Factor Factor Remark MHz dBuV/m dBuV/m dB dBuV dB/m dB dB dB cm deg 1 5924.75 44.53 68.38 -23.85 31.75 33.65 13.45 35.30 0.98 100 221 Average 2 5925.50 44.38 68.20 -23.82 31.60 33.65 13.45 35.30 0.98 100 221 Average	Blank

Mode	2	
	Harmonic	
	U-NII-4_5.825-5.925_802.11a_CH173_5865MHz	
ANT	0	
Pol.	Horizontal	Vertical
Peak Avg	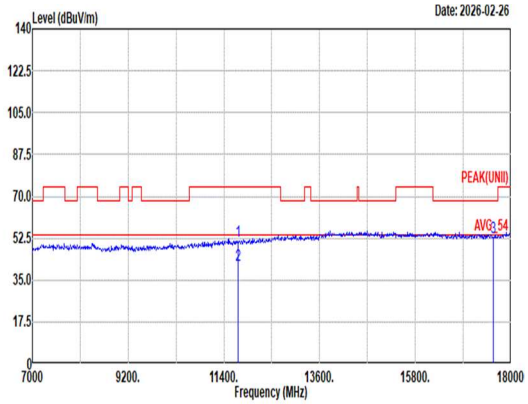 Site : 03CH21-HY Condition: PEAK(UNII) 3m DRH18-E_LE2C03A18EN_250807 HORIZONTAL Freq Level Limit Line Margin Read Level Ant Factor Cable Loss Preamp Factor Aux Factor APos TPos Remark MHz dBuV/m dBuV/m dB dBuV dB/m dB dB dB cm deg 1 11730.00 51.19 74.00 -22.81 32.60 38.40 19.22 41.05 2.02 -- -- Peak 2 11730.00 41.47 54.00 -12.53 22.88 38.40 19.22 41.05 2.02 -- -- Average 3 17595.00 52.97 68.20 -15.23 34.43 39.98 23.89 47.79 2.46 -- -- Peak	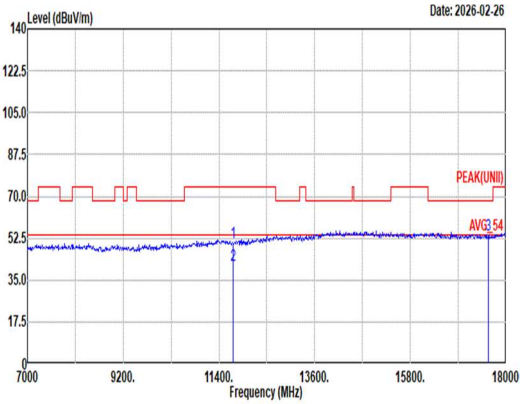 Site : 03CH21-HY Condition: PEAK(UNII) 3m DRH18-E_LE2C03A18EN_250807 VERTICAL Freq Level Limit Line Margin Read Level Ant Factor Cable Loss Preamp Factor Aux Factor APos TPos Remark MHz dBuV/m dBuV/m dB dBuV dB/m dB dB dB cm deg 1 11730.00 50.83 74.00 -23.17 32.24 38.40 19.22 41.05 2.02 -- -- Peak 2 11730.00 41.44 54.00 -12.56 22.85 38.40 19.22 41.05 2.02 -- -- Average 3 17595.00 53.90 68.20 -14.30 35.36 39.98 23.89 47.79 2.46 -- -- Peak

Mode	2	
	Harmonic	
	U-NII-4_5.825-5.925_802.11a_CH173_5865MHz	
ANT	0	
Pol.	Horizontal	Vertical
10.6G ~18G Avg	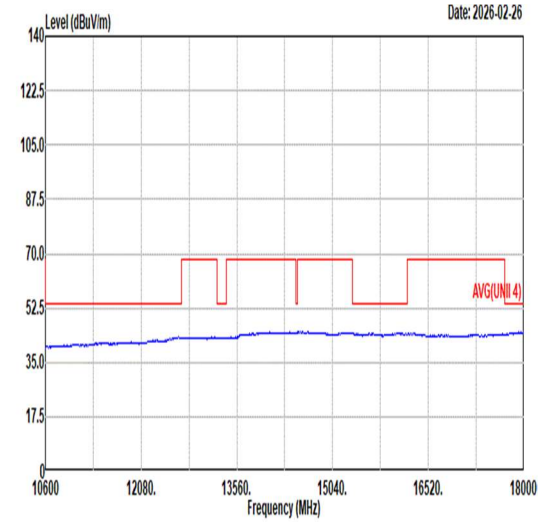 Site : 03CH21-HY Condition: AVG(UNII 4) 3m DRH18-E_LE2C03A18EN_250807 HORIZONTAL	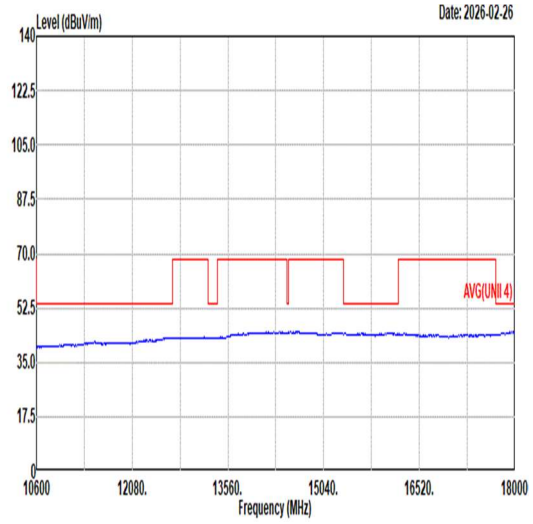 Site : 03CH21-HY Condition: AVG(UNII 4) 3m DRH18-E_LE2C03A18EN_250807 VERTICAL

Mode	3	
	Band Edge - L	
	U-NII-4_5.825-5.925_802.11a_CH177_5885MHz	
ANT	0	
Pol.	Horizontal	Fundamental
Peak	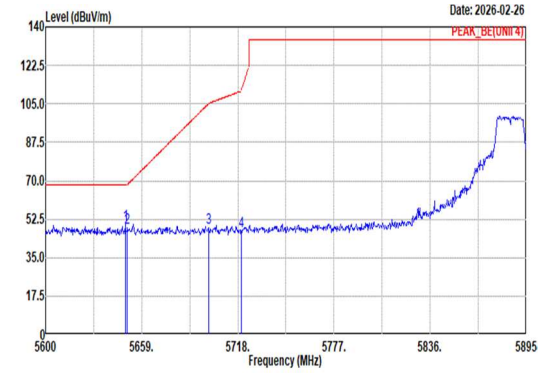 Site : 03CH21-HY Condition: PEAK_BE(UNII 4) 3m DRH18-E_LE2C03A18EN_250807 HORIZONTAL : RBW:1000.000kHz VBW:3000.000kHz SWT:Auto Freq Level Limit Line Margin Read Level Ant Factor Cable Loss Preamp Factor Aux Factor APos TPos Remark MHz dBuV/m dBuV/m dB dBuV dB/m dB dB dB cm deg 1 5648.97 50.00 68.20 -18.20 37.75 33.10 13.12 34.96 0.99 100 187 Peak 2 5650.15 48.54 68.31 -19.77 36.29 33.10 13.12 34.96 0.99 100 187 Peak 3 5700.30 48.56 105.28 -56.72 35.94 33.40 13.19 35.02 1.05 100 187 Peak 4 5720.07 47.23 110.95 -63.72 34.48 33.52 13.21 35.05 1.07 100 187 Peak	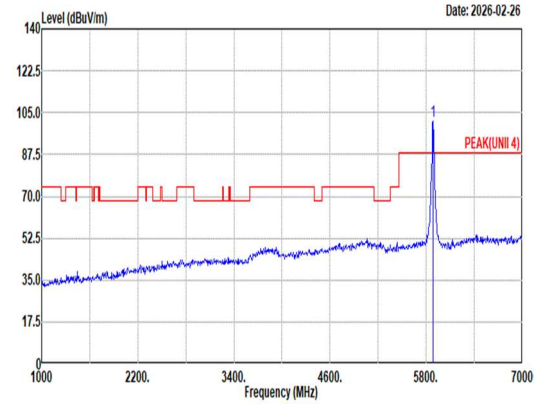 Site : 03CH21-HY Condition: PEAK(UNII 4) 3m DRH18-E_LE2C03A18EN_250807 HORIZONTAL : RBW:1000.000kHz VBW:3000.000kHz SWT:Auto Freq Level Limit Line Margin Read Level Ant Factor Cable Loss Preamp Factor Aux Factor APos TPos Remark MHz dBuV/m dBuV/m dB dBuV dB/m dB dB dB cm deg 1 5885.00 101.41 ------ ------ 88.51 33.70 13.41 35.25 1.04 100 187 Peak
Avg	Blank	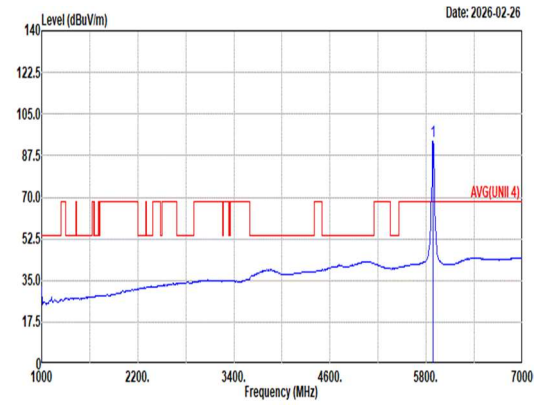 Site : 03CH21-HY Condition: AVG(UNII 4) 3m DRH18-E_LE2C03A18EN_250807 HORIZONTAL : RBW:1000.000kHz VBW:0.750kHz SWT:Auto Freq Level Limit Line Margin Read Level Ant Factor Cable Loss Preamp Factor Aux Factor APos TPos Remark MHz dBuV/m dBuV/m dB dBuV dB/m dB dB dB cm deg 1 5885.00 93.76 ------ ------ 80.88 33.70 13.41 35.26 1.03 100 187 Average

Mode	3	
	Band Edge - R	
	U-NII-4_5.825-5.925_802.11a_CH177_5885MHz	
ANT	0	
Pol.	Horizontal	Fundamental
Peak	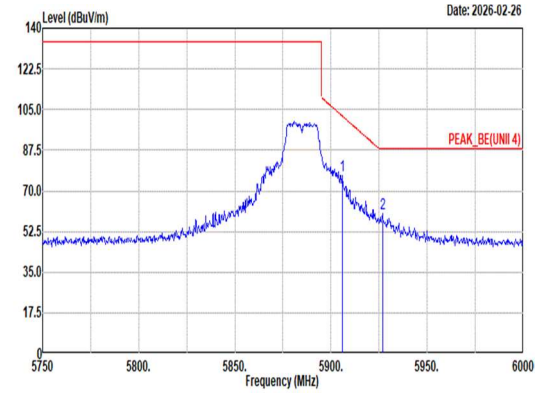 Site : 03CH21-HY Condition: PEAK_BE(UNII 4) 3m DRH18-E_LE2C03A18EN_250807 HORIZONTAL : RBW:1000.000kHz VBW:3000.000kHz SWT:Auto Limit Read Ant Cable Preamp Aux APos TPos Freq Level Line Margin Level Factor Loss Factor Factor Remark MHz dBuV/m dBuV/m dB dBuV dB/m dB dB dB cm deg 1 5906.00 76.84 102.12 -25.28 63.99 33.69 13.43 35.28 1.01 100 187 Peak 2 5926.75 60.16 88.20 -28.04 47.37 33.65 13.46 35.30 0.98 100 187 Peak	Blank
Avg	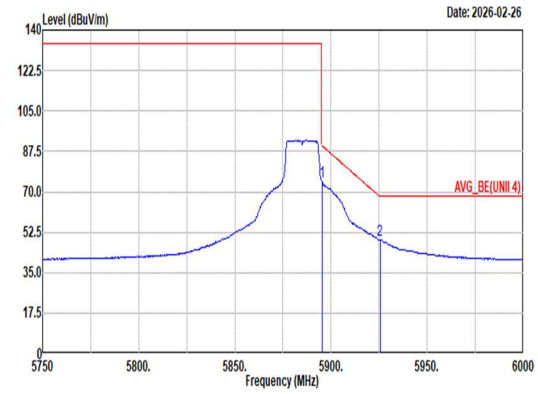 Site : 03CH21-HY Condition: AVG_BE(UNII 4) 3m DRH18-E_LE2C03A18EN_250807 HORIZONTAL : RBW:1000.000kHz VBW:0.750kHz SWT:Auto Limit Read Ant Cable Preamp Aux APos TPos Freq Level Line Margin Level Factor Loss Factor Factor Remark MHz dBuV/m dBuV/m dB dBuV dB/m dB dB dB cm deg 1 5895.25 74.61 90.02 -15.41 61.73 33.70 13.42 35.26 1.02 100 187 Average 2 5925.50 49.31 68.20 -18.89 36.53 33.65 13.45 35.30 0.98 100 187 Average	Blank

Mode	3
	Band Edge - L
	U-NII-4_5.825-5.925_802.11a_CH177_5885MHz
ANT	0

Pol.	Vertical	Fundamental
Peak	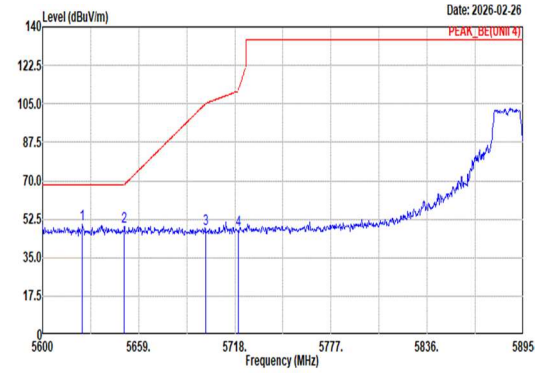 Site : 03CH21-HY Condition: PEAK_BE(UNII 4) 3m DRH18-E_LE2C03A18EN_250807 VERTICAL : RBW:1000.000kHz VBW:3000.000kHz SWT:Auto 1 5624.49 50.27 68.20 -17.93 38.15 33.00 13.09 34.93 0.96 129 225 Peak 2 5650.15 49.30 68.31 -19.01 37.05 33.10 13.12 34.96 0.99 129 225 Peak 3 5700.01 48.09 105.20 -57.11 35.47 33.40 13.19 35.02 1.05 129 225 Peak 4 5720.07 47.49 110.95 -63.46 34.74 33.52 13.21 35.05 1.07 129 225 Peak	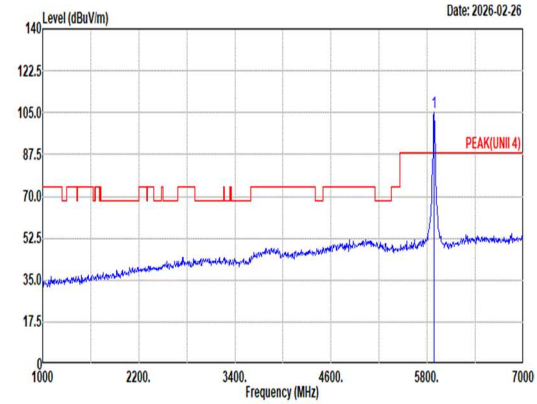 Site : 03CH21-HY Condition: PEAK(UNII 4) 3m DRH18-E_LE2C03A18EN_250807 VERTICAL : RBW:1000.000kHz VBW:3000.000kHz SWT:Auto 1 5885.00 104.91 ------ ------ 92.01 33.70 13.41 35.25 1.04 129 225 Peak
Avg	Blank	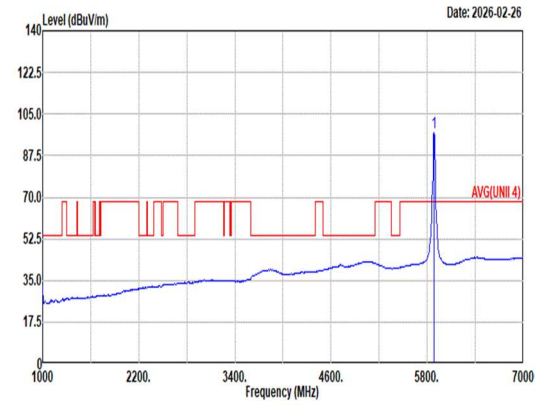 Site : 03CH21-HY Condition: AVG(UNII 4) 3m DRH18-E_LE2C03A18EN_250807 VERTICAL : RBW:1000.000kHz VBW:0.750kHz SWT:Auto 1 5885.00 97.27 ------ ------ 84.39 33.70 13.41 35.26 1.03 129 225 Average

Mode	3	
	Band Edge - R	
	U-NII-4_5.825-5.925_802.11a_CH177_5885MHz	
ANT	0	
Pol.	Vertical	Fundamental
Peak	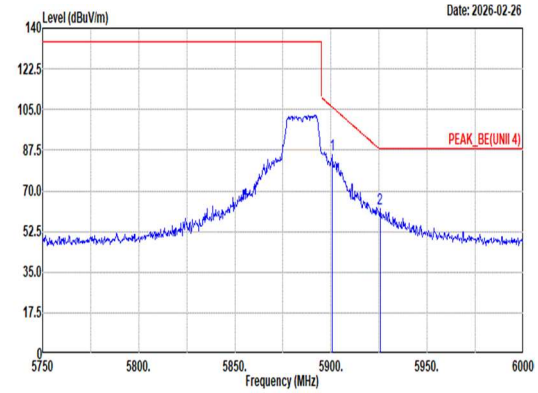 Site : 03CH21-HY Condition: PEAK_BE(UNII 4) 3m DRH18-E_LE2C03A18EN_250807 VERTICAL : RBW:1000.000kHz VBW:3000.000kHz SWT:Auto Limit Read Ant Cable Preamp Aux APos TPos Freq Level Line Margin Level Factor Loss Factor Factor Remark MHz dBuV/m dBuV/m dB dBuV dB/m dB dB dB cm deg 1 5900.50 85.75 106.16 -20.41 72.88 33.70 13.43 35.27 1.01 129 225 Peak 2 5925.50 62.21 88.20 -25.99 49.43 33.65 13.45 35.30 0.98 129 225 Peak	Blank
Avg	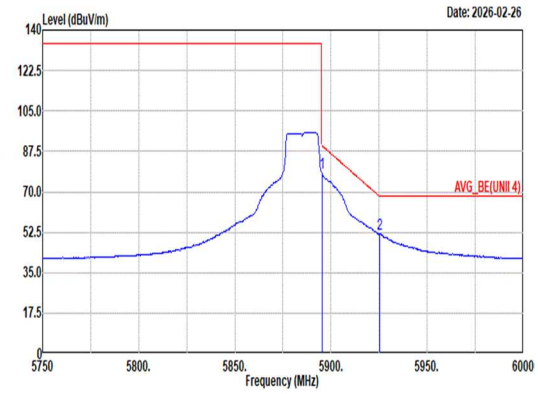 Site : 03CH21-HY Condition: AVG_BE(UNII 4) 3m DRH18-E_LE2C03A18EN_250807 VERTICAL : RBW:1000.000kHz VBW:0.750kHz SWT:Auto Limit Read Ant Cable Preamp Aux APos TPos Freq Level Line Margin Level Factor Loss Factor Factor Remark MHz dBuV/m dBuV/m dB dBuV dB/m dB dB dB cm deg 1 5895.25 78.15 90.02 -11.87 65.27 33.70 13.42 35.26 1.02 129 225 Average 2 5925.25 51.81 68.20 -16.39 39.03 33.65 13.45 35.30 0.98 129 225 Average	Blank

Mode	3	
	Harmonic	
	U-NII-4_5.825-5.925_802.11a_CH177_5885MHz	
ANT	0	
Pol.	Horizontal	Vertical
Peak Avg	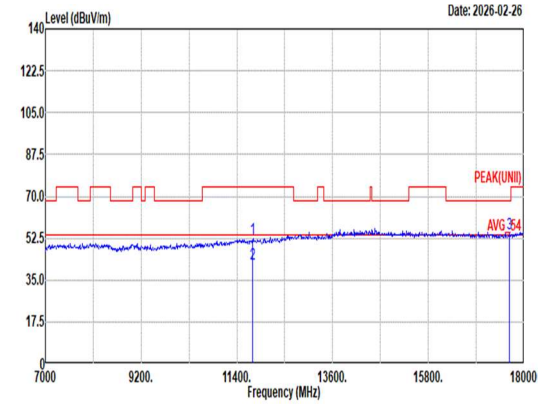 Site : 03CH21-HY Condition: PEAK(UNII) 3m DRH18-E_LE2C03A18EN_250807 HORIZONTAL Freq Level Limit Line Margin Read Level Ant Factor Cable Loss Preamp Factor Aux Factor APos TPos Remark MHz dBuV/m dBuV/m dB dBuV dB/m dB dB dB cm deg 1 11770.00 52.18 74.00 -21.82 33.59 38.40 19.26 41.10 2.03 -- -- Peak 2 11770.00 41.79 54.00 -12.21 23.20 38.40 19.26 41.10 2.03 -- -- Average 3 17655.00 54.53 68.20 -13.67 35.93 39.90 23.94 47.72 2.48 -- -- Peak	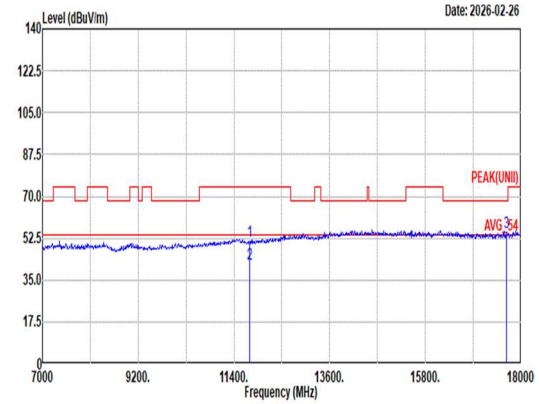 Site : 03CH21-HY Condition: PEAK(UNII) 3m DRH18-E_LE2C03A18EN_250807 VERTICAL Freq Level Limit Line Margin Read Level Ant Factor Cable Loss Preamp Factor Aux Factor APos TPos Remark MHz dBuV/m dBuV/m dB dBuV dB/m dB dB dB cm deg 1 11770.00 51.39 74.00 -22.61 32.80 38.40 19.26 41.10 2.03 -- -- Peak 2 11770.00 41.71 54.00 -12.29 23.12 38.40 19.26 41.10 2.03 -- -- Average 3 17655.00 54.78 68.20 -13.42 36.18 39.90 23.94 47.72 2.48 -- -- Peak

Mode	3	
	Harmonic	
	U-NII-4_5.825-5.925_802.11a_CH177_5885MHz	
ANT	0	
Pol.	Horizontal	Vertical
10.6G ~18G Avg	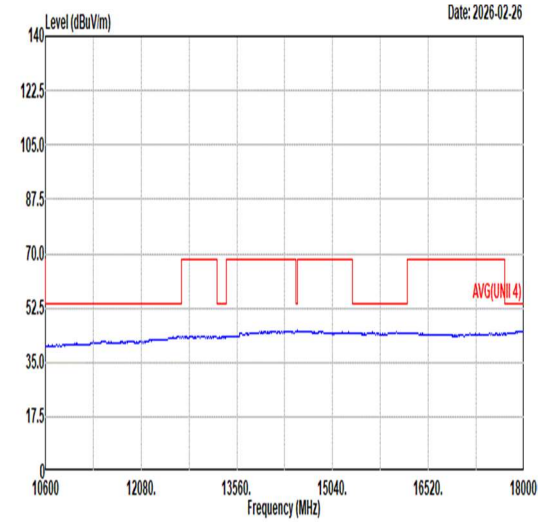 Site : 03CH21-HY Condition: AVG(UNII 4) 3m DRH18-E_LE2C03A18EN_250807 HORIZONTAL	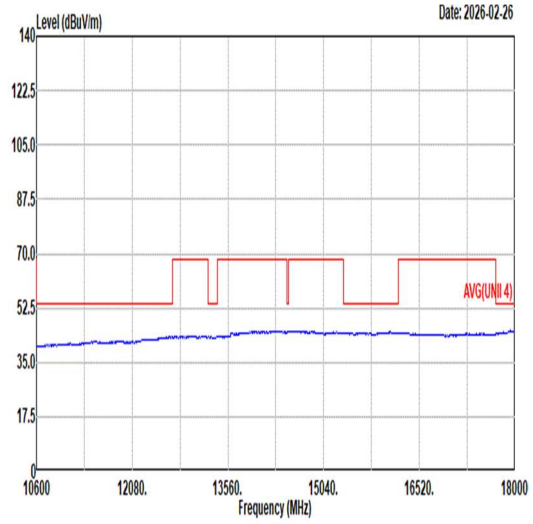 Site : 03CH21-HY Condition: AVG(UNII 4) 3m DRH18-E_LE2C03A18EN_250807 VERTICAL

Mode	4	
	Band Edge - L	
	U-NII-4_5.825-5.925_802.11n HT20_CH169_5845MHz	
ANT	0	
Pol.	Horizontal	Fundamental
Peak	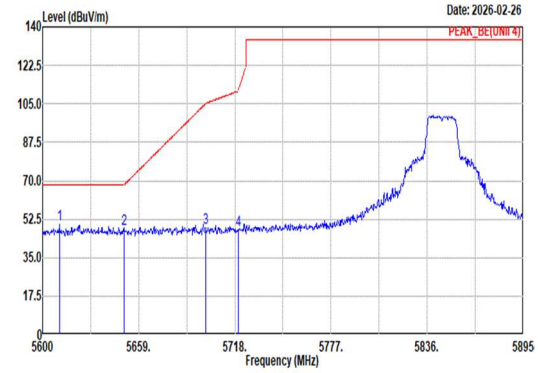 Site : 03CH21-HY Condition: PEAK_BE(UNII 4) 3m DRH18-E_LE2C03A18EN_250807 HORIZONTAL : RBW:1000.000kHz VBW:3000.000kHz SWT:Auto Freq Level Limit Line Margin Read Level Ant Factor Cable Loss Preamp Factor Aux Factor APos TPos Remark MHz dBuV/m dBuV/m dB dBuV dB/m dB dB dB cm deg 1 5610.33 49.94 68.20 -18.26 37.90 32.94 13.07 34.91 0.94 101 195 Peak 2 5650.15 47.84 68.31 -20.47 35.59 33.10 13.12 34.96 0.99 101 195 Peak 3 5700.30 48.57 105.28 -56.71 35.95 33.40 13.19 35.02 1.05 101 195 Peak 4 5720.07 47.71 110.95 -63.24 34.96 33.52 13.21 35.05 1.07 101 195 Peak	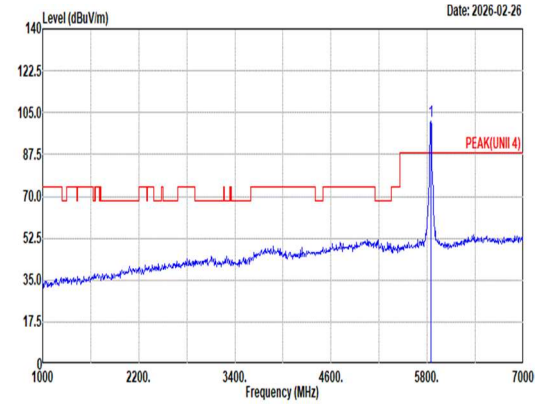 Site : 03CH21-HY Condition: PEAK(UNII 4) 3m DRH18-E_LE2C03A18EN_250807 HORIZONTAL : RBW:1000.000kHz VBW:3000.000kHz SWT:Auto Freq Level Limit Line Margin Read Level Ant Factor Cable Loss Preamp Factor Aux Factor APos TPos Remark MHz dBuV/m dBuV/m dB dBuV dB/m dB dB dB cm deg 1 5845.00 101.43 ------ ------ 88.47 33.70 13.37 35.20 1.09 101 195 Peak
Avg	Blank	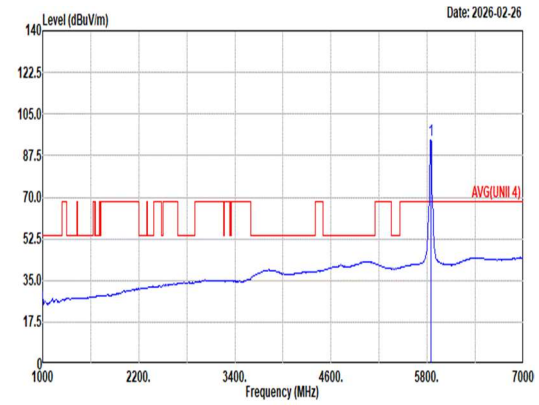 Site : 03CH21-HY Condition: AVG(UNII 4) 3m DRH18-E_LE2C03A18EN_250807 HORIZONTAL : RBW:1000.000kHz VBW:0.820kHz SWT:Auto Freq Level Limit Line Margin Read Level Ant Factor Cable Loss Preamp Factor Aux Factor APos TPos Remark MHz dBuV/m dBuV/m dB dBuV dB/m dB dB dB cm deg 1 5845.00 94.20 ------ ------ 81.22 33.72 13.36 35.20 1.10 101 195 Average

Mode	4	
	Band Edge - R	
	U-NII-4_5.825-5.925_802.11n HT20_CH169_5845MHz	
ANT	0	
Pol.	Horizontal	Fundamental
Peak	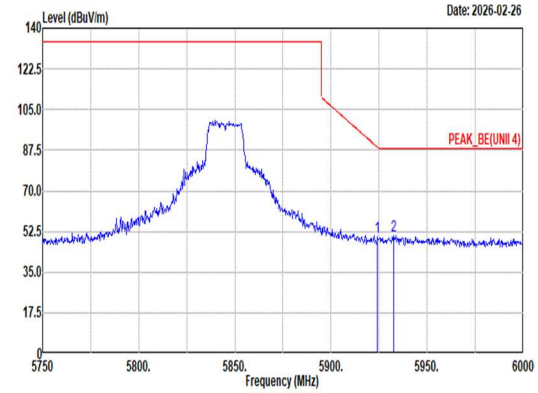 Site : 03CH21-HY Condition: PEAK_BE(UNII 4) 3m DRH18-E_LE2C03A18EN_250807 HORIZONTAL : RBW:1000.000kHz VBW:3000.000kHz SWT:Auto Limit Read Ant Cable Preamp Aux APos TPos Freq Level Line Margin Level Factor Loss Factor Factor Remark MHz dBuV/m dBuV/m dB dBuV dB/m dB dB dB cm deg 1 5924.25 50.01 88.75 -38.74 37.23 33.65 13.45 35.30 0.98 101 195 Peak 2 5932.75 50.82 88.20 -37.38 38.07 33.63 13.46 35.31 0.97 101 195 Peak	Blank
Avg	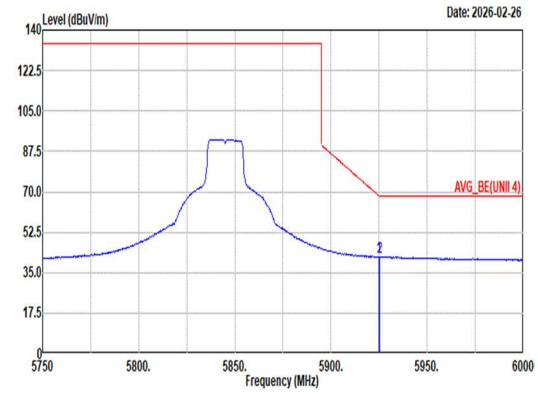 Site : 03CH21-HY Condition: AVG_BE(UNII 4) 3m DRH18-E_LE2C03A18EN_250807 HORIZONTAL : RBW:1000.000kHz VBW:0.820kHz SWT:Auto Limit Read Ant Cable Preamp Aux APos TPos Freq Level Line Margin Level Factor Loss Factor Factor Remark MHz dBuV/m dBuV/m dB dBuV dB/m dB dB dB cm deg 1 5924.75 41.93 68.38 -26.45 29.15 33.65 13.45 35.30 0.98 101 195 Average 2 5925.25 41.92 68.20 -26.28 29.14 33.65 13.45 35.30 0.98 101 195 Average	Blank

Mode	4	
	Band Edge - L	
	U-NII-4_5.825-5.925_802.11n HT20_CH169_5845MHz	
ANT	0	
Pol.	Vertical	Fundamental
Peak	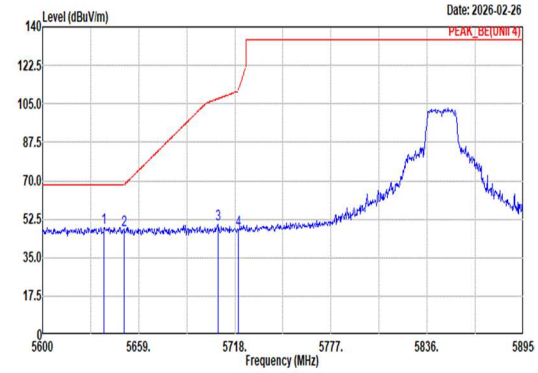 Site : 03CH21-HY Condition: PEAK_BE(UNII 4) 3m DRH18-E_LE2C03A18EN_250807 VERTICAL : RBW:1000.000kHz VBW:3000.000kHz SWT:Auto Freq Level Limit Line Margin Read Level Ant Factor Cable Loss Preamp Factor Aux Factor APos TPos Remark MHz dBuV/m dBuV/m dB dBuV dB/m dB dB dB cm deg 1 5637.76 48.83 68.20 -19.37 36.65 33.05 13.11 34.95 0.97 124 225 Peak 2 5650.15 47.64 68.31 -20.67 35.39 33.10 13.12 34.96 0.99 124 225 Peak 3 5707.68 50.22 107.35 -57.13 37.56 33.45 13.19 35.03 1.05 124 225 Peak 4 5720.07 47.71 110.95 -63.24 34.96 33.52 13.21 35.05 1.07 124 225 Peak	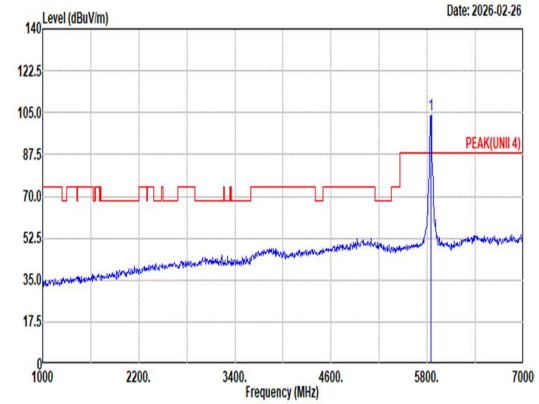 Site : 03CH21-HY Condition: PEAK(UNII 4) 3m DRH18-E_LE2C03A18EN_250807 VERTICAL : RBW:1000.000kHz VBW:3000.000kHz SWT:Auto Freq Level Limit Line Margin Read Level Ant Factor Cable Loss Preamp Factor Aux Factor APos TPos Remark MHz dBuV/m dBuV/m dB dBuV dB/m dB dB dB cm deg 1 5845.00 104.02 ------ ------ 91.08 33.70 13.37 35.21 1.08 124 225 Peak
Avg	Blank	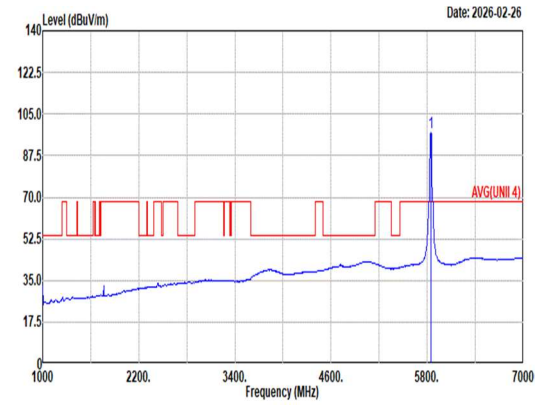 Site : 03CH21-HY Condition: AVG(UNII 4) 3m DRH18-E_LE2C03A18EN_250807 VERTICAL : RBW:1000.000kHz VBW:0.820kHz SWT:Auto Freq Level Limit Line Margin Read Level Ant Factor Cable Loss Preamp Factor Aux Factor APos TPos Remark MHz dBuV/m dBuV/m dB dBuV dB/m dB dB dB cm deg 1 5845.00 97.19 ------ ------ 84.21 33.72 13.36 35.20 1.10 124 225 Average

Mode	4	
	Band Edge - R	
	U-NII-4_5.825-5.925_802.11n HT20_CH169_5845MHz	
ANT	0	
Pol.	Vertical	Fundamental
Peak	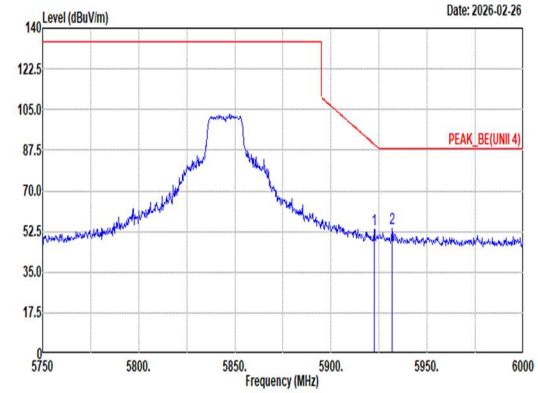 Site : 03CH21-HY Condition: PEAK_BE(UNII 4) 3m DRH18-E_LE2C03A18EN_250807 VERTICAL : RBW:1000.000kHz VBW:3000.000kHz SWT:Auto Limit Read Ant Cable Preamp Aux APos TPos Freq Level Line Margin Level Factor Loss Factor Factor Remark MHz dBuV/m dBuV/m dB dBuV dB/m dB dB dB cm deg 1 5922.50 53.37 90.03 -36.66 40.59 33.65 13.45 35.30 0.98 124 225 Peak 2 5931.75 53.63 88.20 -34.57 40.87 33.64 13.46 35.31 0.97 124 225 Peak	Blank
Avg	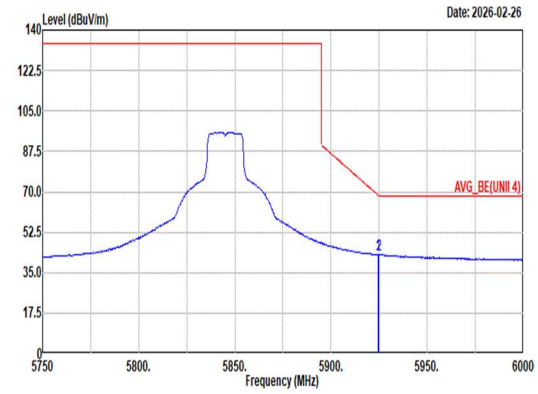 Site : 03CH21-HY Condition: AVG_BE(UNII 4) 3m DRH18-E_LE2C03A18EN_250807 VERTICAL : RBW:1000.000kHz VBW:0.820kHz SWT:Auto Limit Read Ant Cable Preamp Aux APos TPos Freq Level Line Margin Level Factor Loss Factor Factor Remark MHz dBuV/m dBuV/m dB dBuV dB/m dB dB dB cm deg 1 5924.50 42.86 68.57 -25.71 30.08 33.65 13.45 35.30 0.98 124 225 Average 2 5925.00 42.86 68.20 -25.34 30.08 33.65 13.45 35.30 0.98 124 225 Average	Blank

Mode	4	
	Harmonic	
	U-NII-4_5.825-5.925_802.11n HT20_CH169_5845MHz	
ANT	0	
Pol.	Horizontal	Vertical
Peak Avg	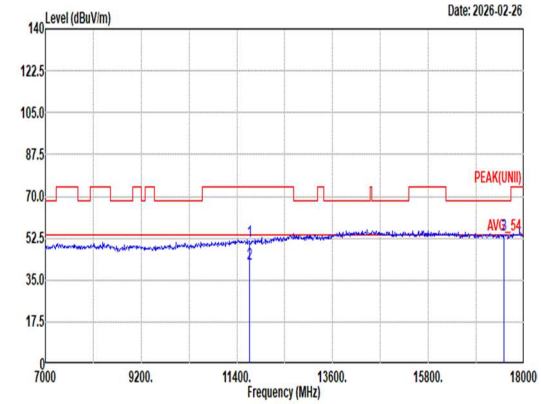 Site : 03CH21-HY Condition: PEAK(UNII) 3m DRH18-E_LE2C03A18EN_250807 HORIZONTAL Freq Level Limit Line Margin Read Level Ant Factor Cable Loss Preamp Factor Aux Factor APos TPos Remark MHz dBuV/m dBuV/m dB dBuV dB/m dB dB dB cm deg 1 11690.00 51.46 74.00 -22.54 32.87 38.40 19.18 41.00 2.01 -- -- Peak 2 11690.00 41.56 54.00 -12.44 22.97 38.40 19.18 41.00 2.01 -- -- Average 3 17535.00 53.72 68.20 -14.48 35.44 39.83 23.85 47.85 2.45 -- -- Peak	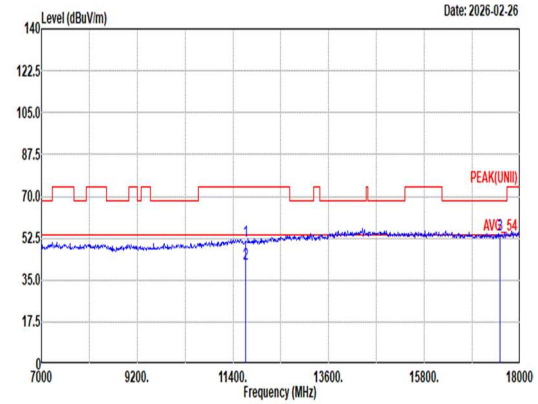 Site : 03CH21-HY Condition: PEAK(UNII) 3m DRH18-E_LE2C03A18EN_250807 VERTICAL Freq Level Limit Line Margin Read Level Ant Factor Cable Loss Preamp Factor Aux Factor APos TPos Remark MHz dBuV/m dBuV/m dB dBuV dB/m dB dB dB cm deg 1 11690.00 51.34 74.00 -22.66 32.75 38.40 19.18 41.00 2.01 -- -- Peak 2 11690.00 41.53 54.00 -12.47 22.94 38.40 19.18 41.00 2.01 -- -- Average 3 17535.00 54.01 68.20 -14.19 35.73 39.83 23.85 47.85 2.45 -- -- Peak

Mode	4	
	Harmonic	
	U-NII-4_5.825-5.925_802.11n HT20_CH169_5845MHz	
ANT	0	
Pol.	Horizontal	Vertical
10.6G ~18G Avg	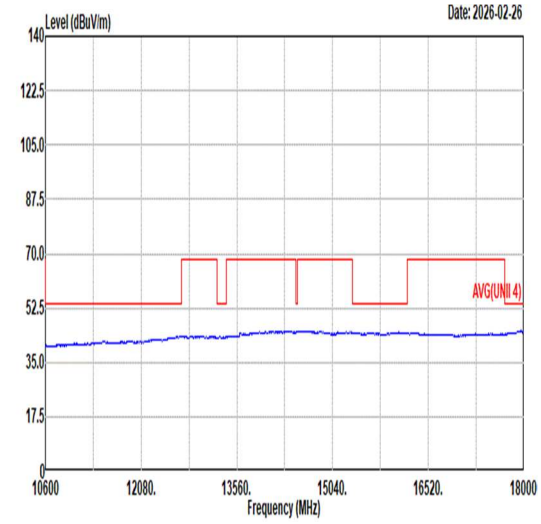 Site : 03CH21-HY Condition: AVG(UNII 4) 3m DRH18-E_LE2C03A18EN_250807 HORIZONTAL	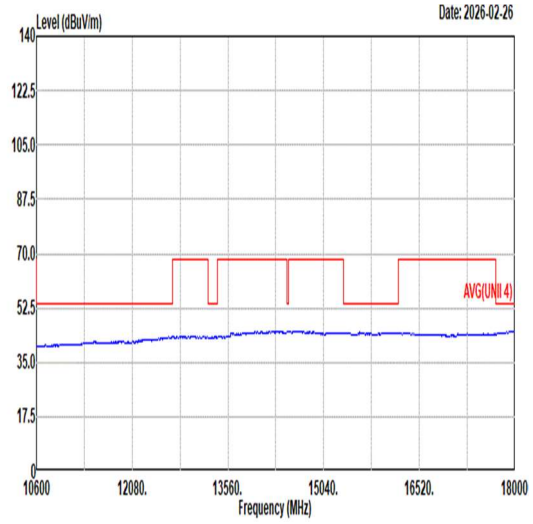 Site : 03CH21-HY Condition: AVG(UNII 4) 3m DRH18-E_LE2C03A18EN_250807 VERTICAL

Mode	5	
	Band Edge - L	
	U-NII-4_5.825-5.925_802.11n HT20_CH173_5865MHz	
ANT	0	
Pol.	Horizontal	Fundamental
Peak	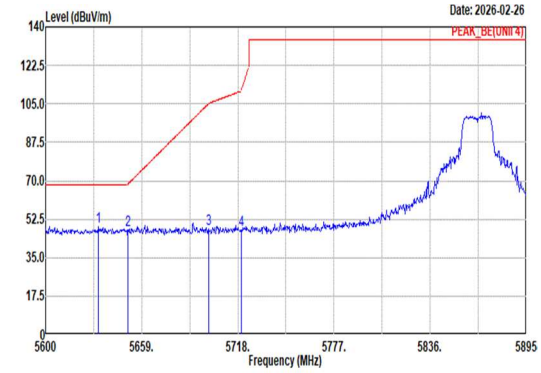 Site : 03CH21-HY Condition: PEAK_BE(UNII 4) 3m DRH18-E_LE2C03A18EN_250807 HORIZONTAL : RBW:1000.000kHz VBW:3000.000kHz SWT:Auto Freq Level Limit Line Margin Read Level Ant Factor Cable Loss Preamp Factor Aux Factor APos TPos Remark MHz dBuV/m dBuV/m dB dBuV dB/m dB dB dB cm deg 1 5632.45 49.32 68.20 -18.88 37.16 33.03 13.10 34.94 0.97 101 192 Peak 2 5650.74 47.57 68.75 -21.18 35.32 33.10 13.12 34.96 0.99 101 192 Peak 3 5700.01 48.31 105.20 -56.89 35.69 33.40 13.19 35.02 1.05 101 192 Peak 4 5720.07 47.56 110.95 -63.39 34.81 33.52 13.21 35.05 1.07 101 192 Peak	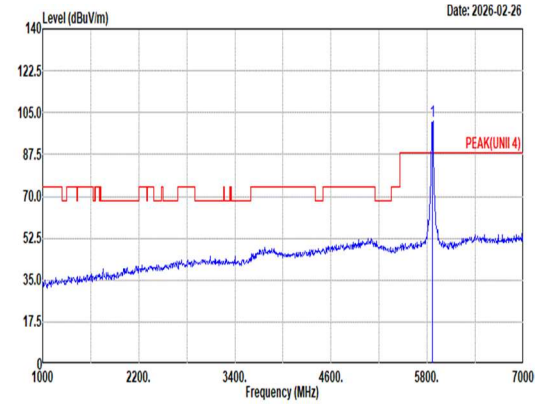 Site : 03CH21-HY Condition: PEAK(UNII 4) 3m DRH18-E_LE2C03A18EN_250807 HORIZONTAL : RBW:1000.000kHz VBW:3000.000kHz SWT:Auto Freq Level Limit Line Margin Read Level Ant Factor Cable Loss Preamp Factor Aux Factor APos TPos Remark MHz dBuV/m dBuV/m dB dBuV dB/m dB dB dB cm deg 1 5865.00 101.26 ------ ------ 88.34 33.70 13.39 35.23 1.06 101 192 Peak
Avg	Blank	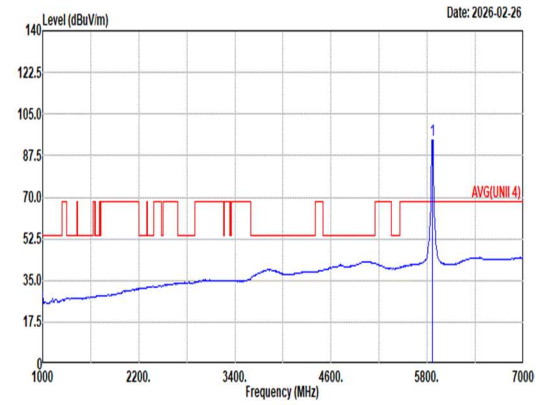 Site : 03CH21-HY Condition: AVG(UNII 4) 3m DRH18-E_LE2C03A18EN_250807 HORIZONTAL : RBW:1000.000kHz VBW:0.820kHz SWT:Auto Freq Level Limit Line Margin Read Level Ant Factor Cable Loss Preamp Factor Aux Factor APos TPos Remark MHz dBuV/m dBuV/m dB dBuV dB/m dB dB dB cm deg 1 5865.00 94.25 ------ ------ 81.33 33.70 13.39 35.23 1.06 101 192 Average

Mode	5	
	Band Edge - R	
	U-NII-4_5.825-5.925_802.11n HT20_CH173_5865MHz	
ANT	0	
Pol.	Horizontal	Fundamental
Peak	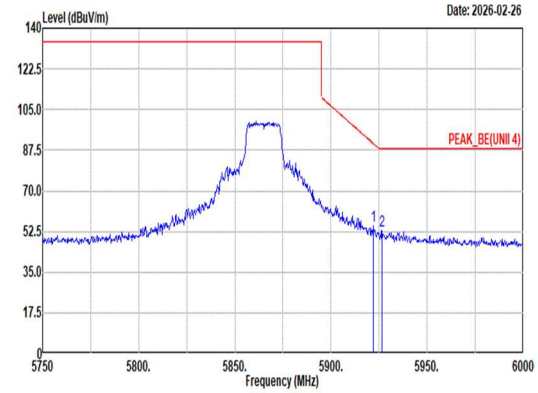 Site : 03CH21-HY Condition: PEAK_BE(UNII 4) 3m DRH18-E_LE2C03A18EN_250807 HORIZONTAL : RBW:1000.000kHz VBW:3000.000kHz SWT:Auto Limit Read Ant Cable Preamp Aux APos TPos Freq Level Line Margin Level Factor Loss Factor Factor Remark MHz dBuV/m dBuV/m dB dBuV dB/m dB dB dB cm deg 1 5922.25 54.92 90.21 -35.29 42.13 33.66 13.45 35.30 0.98 101 192 Peak 2 5926.50 52.63 88.20 -35.57 39.84 33.65 13.46 35.30 0.98 101 192 Peak	Blank
Avg	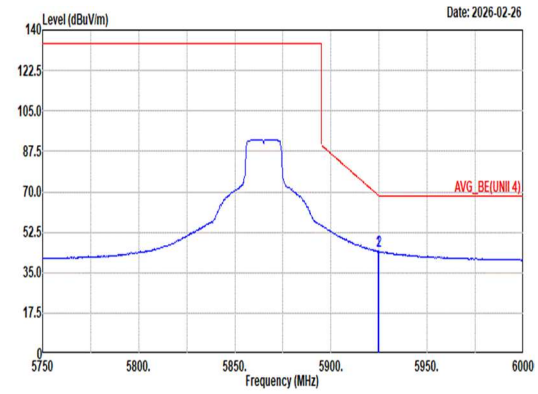 Site : 03CH21-HY Condition: AVG_BE(UNII 4) 3m DRH18-E_LE2C03A18EN_250807 HORIZONTAL : RBW:1000.000kHz VBW:0.820kHz SWT:Auto Limit Read Ant Cable Preamp Aux APos TPos Freq Level Line Margin Level Factor Loss Factor Factor Remark MHz dBuV/m dBuV/m dB dBuV dB/m dB dB dB cm deg 1 5924.50 44.21 68.57 -24.36 31.43 33.65 13.45 35.30 0.98 101 192 Average 2 5925.00 44.21 68.20 -23.99 31.43 33.65 13.45 35.30 0.98 101 192 Average	Blank

Mode	5
	Band Edge - L
	U-NII-4_5.825-5.925_802.11n HT20_CH173_5865MHz
ANT	0

Pol.	Vertical	Fundamental
Peak	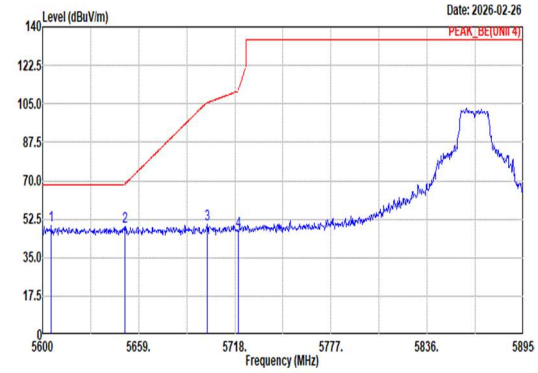 Site : 03CH21-HY Condition: PEAK_BE(UNII 4) 3m DRH18-E_LE2C03A18EN_250807 VERTICAL : RBW:1000.000kHz VBW:3000.000kHz SWT:Auto Freq Level Limit Line Margin Read Level Ant Factor Cable Loss Preamp Factor Aux Factor APos TPos Remark MHz dBuV/m dBuV/m dB dBuV dB/m dB dB dB cm deg 1 5605.31 49.40 68.20 -18.80 37.38 32.92 13.07 34.91 0.94 108 221 Peak 2 5650.74 49.08 68.75 -19.67 36.83 33.10 13.12 34.96 0.99 108 221 Peak 3 5701.19 50.11 105.53 -55.42 37.49 33.41 13.19 35.03 1.05 108 221 Peak 4 5720.07 47.21 110.95 -63.74 34.46 33.52 13.21 35.05 1.07 108 221 Peak	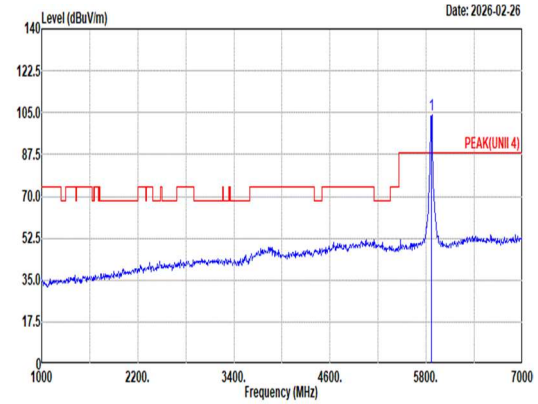 Site : 03CH21-HY Condition: PEAK(UNII 4) 3m DRH18-E_LE2C03A18EN_250807 VERTICAL : RBW:1000.000kHz VBW:3000.000kHz SWT:Auto Freq Level Limit Line Margin Read Level Ant Factor Cable Loss Preamp Factor Aux Factor APos TPos Remark MHz dBuV/m dBuV/m dB dBuV dB/m dB dB dB cm deg 1 5865.00 104.09 ------ ------ 91.17 33.70 13.39 35.23 1.06 108 221 Peak
Avg	Blank	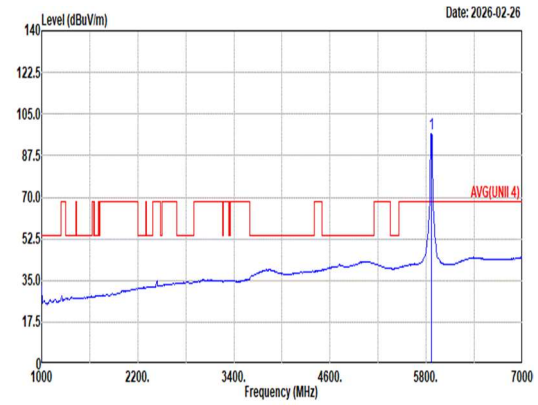 Site : 03CH21-HY Condition: AVG(UNII 4) 3m DRH18-E_LE2C03A18EN_250807 VERTICAL : RBW:1000.000kHz VBW:0.820kHz SWT:Auto Freq Level Limit Line Margin Read Level Ant Factor Cable Loss Preamp Factor Aux Factor APos TPos Remark MHz dBuV/m dBuV/m dB dBuV dB/m dB dB dB cm deg 1 5865.00 96.66 ------ ------ 83.73 33.70 13.38 35.22 1.07 108 221 Average

Mode	5	
	Band Edge - R	
	U-NII-4_5.825-5.925_802.11n HT20_CH173_5865MHz	
ANT	0	
Pol.	Vertical	Fundamental
Peak	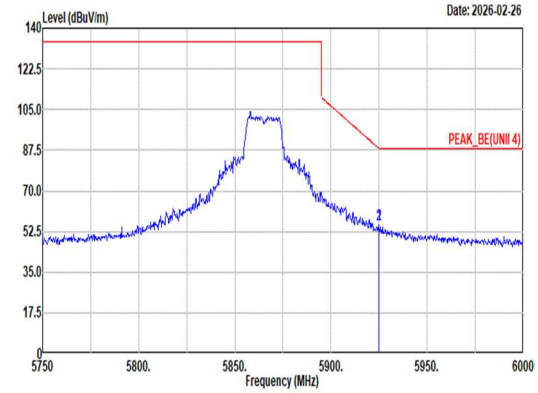 Site : 03CH21-HY Condition: PEAK_BE(UNII 4) 3m DRH18-E_LE2C03A18EN_250807 VERTICAL : RBW:1000.000kHz VBW:3000.000kHz SWT:Auto Limit Read Ant Cable Preamp Aux APos TPos Freq Level Line Margin Level Factor Loss Factor Factor Remark MHz dBuV/m dBuV/m dB dBuV dB/m dB dB dB cm deg 1 5925.00 55.41 88.20 -32.79 42.63 33.65 13.45 35.30 0.98 108 221 Peak 2 5925.00 55.41 88.20 -32.79 42.63 33.65 13.45 35.30 0.98 108 221 Peak	Blank
Avg	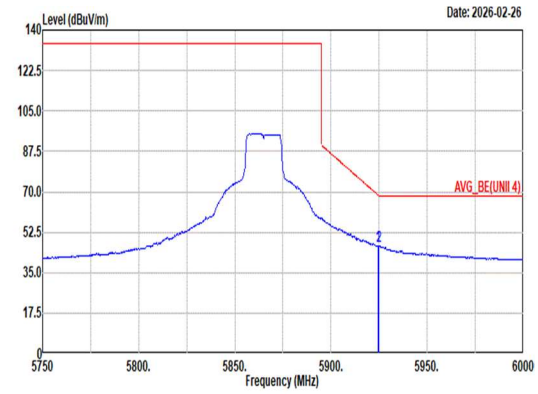 Site : 03CH21-HY Condition: AVG_BE(UNII 4) 3m DRH18-E_LE2C03A18EN_250807 VERTICAL : RBW:1000.000kHz VBW:0.820kHz SWT:Auto Limit Read Ant Cable Preamp Aux APos TPos Freq Level Line Margin Level Factor Loss Factor Factor Remark MHz dBuV/m dBuV/m dB dBuV dB/m dB dB dB cm deg 1 5924.50 46.63 68.57 -21.94 33.85 33.65 13.45 35.30 0.98 108 221 Average 2 5925.00 46.61 68.20 -21.59 33.83 33.65 13.45 35.30 0.98 108 221 Average	Blank

Mode	5	
	Harmonic	
	U-NII-4_5.825-5.925_802.11n HT20_CH173_5865MHz	
ANT	0	
Pol.	Horizontal	Vertical
Peak Avg	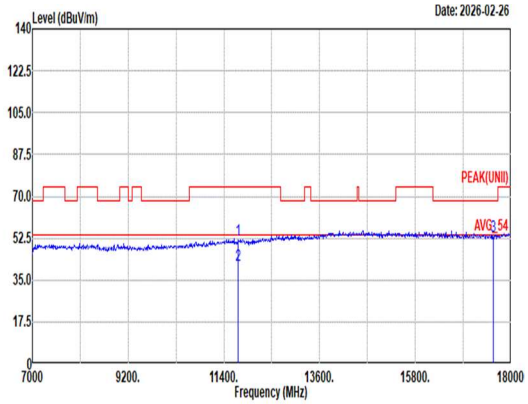 Site : 03CH21-HY Condition: PEAK(UNII) 3m DRH18-E_LE2C03A18EN_250807 HORIZONTAL Freq Level Limit Line Margin Read Level Ant Factor Cable Loss Preamp Factor Aux Factor APos TPos Remark MHz dBuV/m dBuV/m dB dBuV dB/m dB dB dB cm deg 1 11730.00 51.60 74.00 -22.40 33.01 38.40 19.22 41.05 2.02 -- -- Peak 2 11730.00 41.41 54.00 -12.59 22.82 38.40 19.22 41.05 2.02 -- -- Average 3 17595.00 53.50 68.20 -14.70 34.96 39.98 23.89 47.79 2.46 -- -- Peak	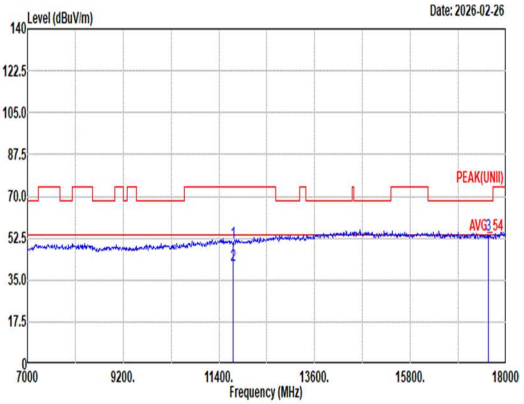 Site : 03CH21-HY Condition: PEAK(UNII) 3m DRH18-E_LE2C03A18EN_250807 VERTICAL Freq Level Limit Line Margin Read Level Ant Factor Cable Loss Preamp Factor Aux Factor APos TPos Remark MHz dBuV/m dBuV/m dB dBuV dB/m dB dB dB cm deg 1 11730.00 50.92 74.00 -23.08 32.33 38.40 19.22 41.05 2.02 -- -- Peak 2 11730.00 41.36 54.00 -12.64 22.77 38.40 19.22 41.05 2.02 -- -- Average 3 17595.00 53.84 68.20 -14.36 35.30 39.98 23.89 47.79 2.46 -- -- Peak

Mode	5	
	Harmonic	
	U-NII-4_5.825-5.925_802.11n HT20_CH173_5865MHz	
ANT	0	
Pol.	Horizontal	Vertical
10.6G ~18G Avg	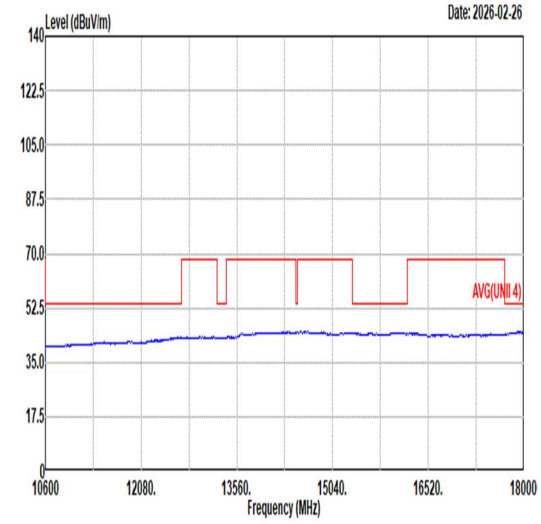 Site : 03CH21-HY Condition: AVG(UNII 4) 3m DRH18-E_LE2C03A18EN_250807 HORIZONTAL	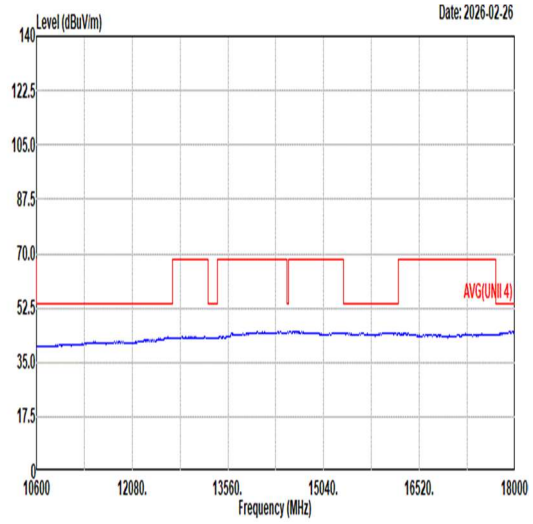 Site : 03CH21-HY Condition: AVG(UNII 4) 3m DRH18-E_LE2C03A18EN_250807 VERTICAL

Mode	6	
	Band Edge - L	
	U-NII-4_5.825-5.925_802.11n HT20_CH177_5885MHz	
ANT	0	
Pol.	Horizontal	Fundamental
Peak	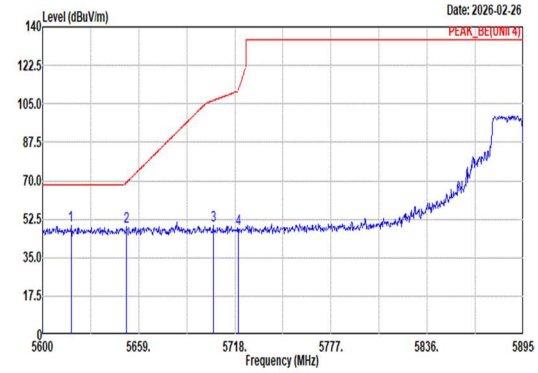 Site : 03CH21-HY Condition: PEAK_BE(UNII 4) 3m DRH18-E_LE2C03A18EN_250807 HORIZONTAL : RBW:1000.000kHz VBW:3000.000kHz SWT:Auto Freq Level Limit Line Margin Read Level Ant Factor Cable Loss Preamp Factor Aux Factor APos TPos Remark MHz dBuV/m dBuV/m dB dBuV dB/m dB dB dB cm deg 1 5617.41 49.59 68.20 -18.61 37.51 32.97 13.08 34.92 0.95 100 194 Peak 2 5651.63 48.93 69.41 -20.48 36.67 33.11 13.12 34.96 0.99 100 194 Peak 3 5704.73 49.52 106.52 -57.00 36.88 33.43 13.19 35.03 1.05 100 194 Peak 4 5720.07 47.99 110.95 -62.96 35.24 33.52 13.21 35.05 1.07 100 194 Peak	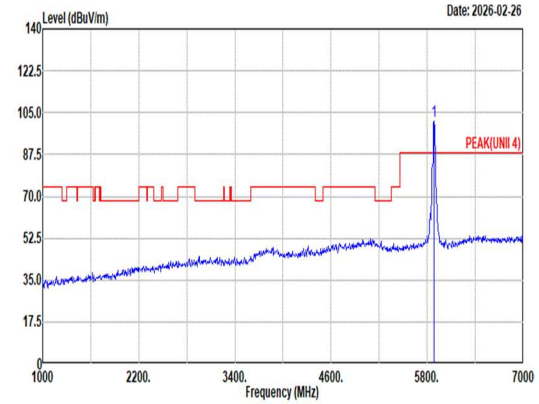 Site : 03CH21-HY Condition: PEAK(UNII 4) 3m DRH18-E_LE2C03A18EN_250807 HORIZONTAL : RBW:1000.000kHz VBW:3000.000kHz SWT:Auto Freq Level Limit Line Margin Read Level Ant Factor Cable Loss Preamp Factor Aux Factor APos TPos Remark MHz dBuV/m dBuV/m dB dBuV dB/m dB dB dB cm deg 1 5885.00 101.50 ------ ------ 88.60 33.70 13.41 35.25 1.04 100 194 Peak
Avg	Blank	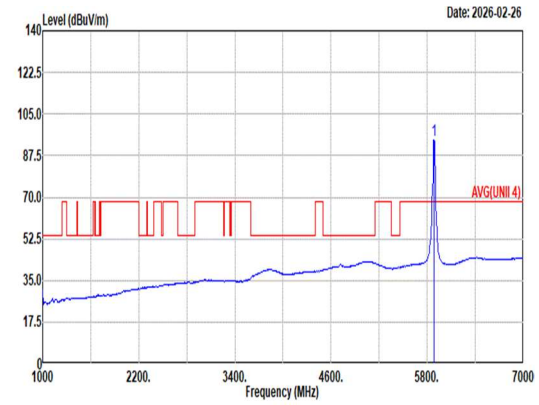 Site : 03CH21-HY Condition: AVG(UNII 4) 3m DRH18-E_LE2C03A18EN_250807 HORIZONTAL : RBW:1000.000kHz VBW:0.820kHz SWT:Auto Freq Level Limit Line Margin Read Level Ant Factor Cable Loss Preamp Factor Aux Factor APos TPos Remark MHz dBuV/m dBuV/m dB dBuV dB/m dB dB dB cm deg 1 5885.00 94.17 ------ ------ 81.29 33.70 13.41 35.26 1.03 100 194 Average

Mode	6	
	Band Edge - R	
	U-NII-4_5.825-5.925_802.11n HT20_CH177_5885MHz	
ANT	0	
Pol.	Horizontal	Fundamental
Peak	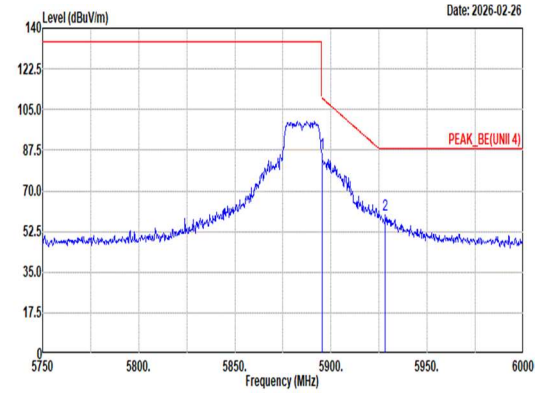 Site : 03CH21-HY Condition: PEAK_BE(UNII 4) 3m DRH18-E_LE2C03A18EN_250807 HORIZONTAL : RBW:1000.000kHz VBW:3000.000kHz SWT:Auto Limit Read Ant Cable Preamp Aux APos TPos Freq Level Line Margin Level Factor Loss Factor Factor Remark MHz dBuV/m dBuV/m dB dBuV dB/m dB dB dB cm deg 1 5895.25 86.37 110.02 -23.65 73.49 33.70 13.42 35.26 1.02 100 194 Peak 2 5928.25 59.92 88.20 -28.28 47.15 33.64 13.46 35.30 0.97 100 194 Peak	Blank
Avg	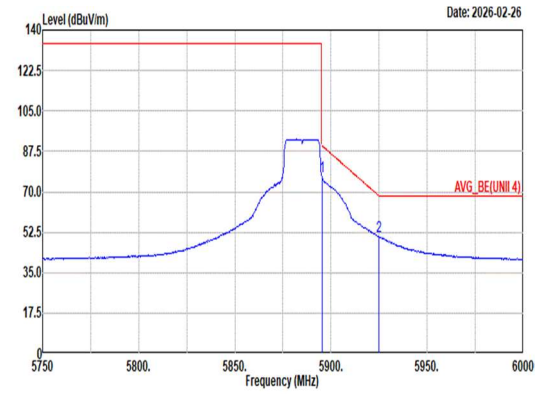 Site : 03CH21-HY Condition: AVG_BE(UNII 4) 3m DRH18-E_LE2C03A18EN_250807 HORIZONTAL : RBW:1000.000kHz VBW:0.820kHz SWT:Auto Limit Read Ant Cable Preamp Aux APos TPos Freq Level Line Margin Level Factor Loss Factor Factor Remark MHz dBuV/m dBuV/m dB dBuV dB/m dB dB dB cm deg 1 5895.25 76.75 90.02 -13.27 63.87 33.70 13.42 35.26 1.02 100 194 Average 2 5925.00 50.49 68.20 -17.71 37.71 33.65 13.45 35.30 0.98 100 194 Average	Blank

Mode	6	
	Band Edge - L	
	U-NII-4_5.825-5.925_802.11n HT20_CH177_5885MHz	
ANT	0	
Pol.	Vertical	Fundamental
Peak	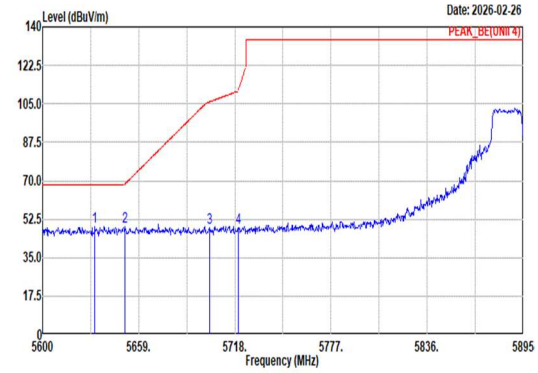 Site : 03CH21-HY Condition: PEAK_BE(UNII 4) 3m DRH18-E_LE2C03A18EN_250807 VERTICAL : RBW:1000.000kHz VBW:3000.000kHz SWT:Auto Freq Level Limit Line Margin Read Level Ant Factor Cable Loss Preamp Factor Aux Factor APos TPos Remark MHz dBuV/m dBuV/m dB dBuV dB/m dB dB dB cm deg 1 5632.16 48.91 68.20 -19.29 36.75 33.03 13.10 34.94 0.97 102 225 Peak 2 5650.74 48.94 68.75 -19.81 36.69 33.10 13.12 34.96 0.99 102 225 Peak 3 5702.37 48.40 105.86 -57.46 35.78 33.41 13.19 35.03 1.05 102 225 Peak 4 5720.07 48.78 110.95 -62.17 36.03 33.52 13.21 35.05 1.07 102 225 Peak	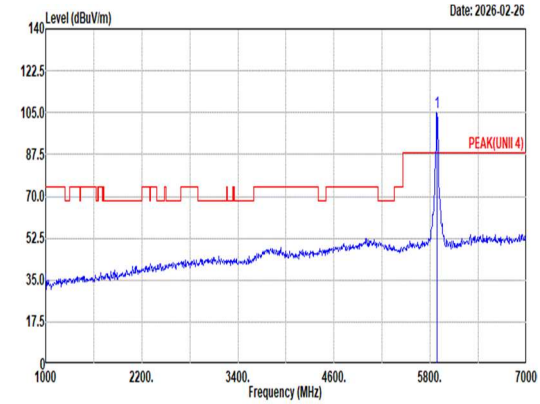 Site : 03CH21-HY Condition: PEAK(UNII 4) 3m DRH18-E_LE2C03A18EN_250807 VERTICAL : RBW:1000.000kHz VBW:3000.000kHz SWT:Auto Freq Level Limit Line Margin Read Level Ant Factor Cable Loss Preamp Factor Aux Factor APos TPos Remark MHz dBuV/m dBuV/m dB dBuV dB/m dB dB dB cm deg 1 5885.00 104.97 ------ ------ 92.06 33.70 13.40 35.24 1.05 102 225 Peak
Avg	Blank	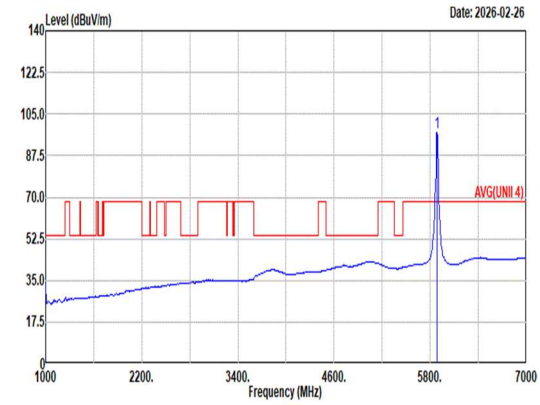 Site : 03CH21-HY Condition: AVG(UNII 4) 3m DRH18-E_LE2C03A18EN_250807 VERTICAL : RBW:1000.000kHz VBW:0.820kHz SWT:Auto Freq Level Limit Line Margin Read Level Ant Factor Cable Loss Preamp Factor Aux Factor APos TPos Remark MHz dBuV/m dBuV/m dB dBuV dB/m dB dB dB cm deg 1 5885.00 97.20 ------ ------ 84.30 33.70 13.41 35.25 1.04 102 225 Average

Mode	6	
	Band Edge - R	
	U-NII-4_5.825-5.925_802.11n HT20_CH177_5885MHz	
ANT	0	
Pol.	Vertical	Fundamental
Peak	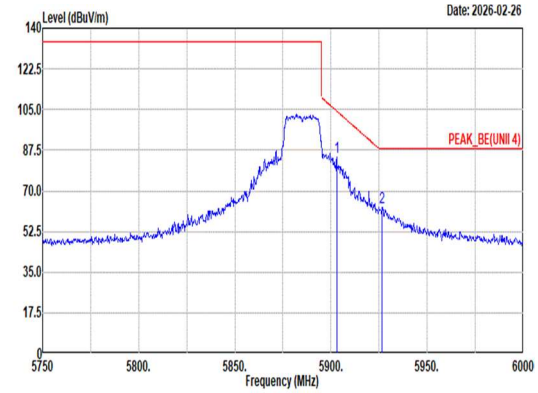 Site : 03CH21-HY Condition: PEAK_BE(UNII 4) 3m DRH18-E_LE2C03A18EN_250807 VERTICAL : RBW:1000.000kHz VBW:3000.000kHz SWT:Auto Limit Read Ant Cable Preamp Aux APos TPos Freq Level Line Margin Level Factor Loss Factor Factor Remark MHz dBuV/m dBuV/m dB dBuV dB/m dB dB dB cm deg 1 5903.00 84.76 104.32 -19.56 71.90 33.69 13.43 35.27 1.01 102 225 Peak 2 5926.50 63.05 88.20 -25.15 50.26 33.65 13.46 35.30 0.98 102 225 Peak	Blank
Avg	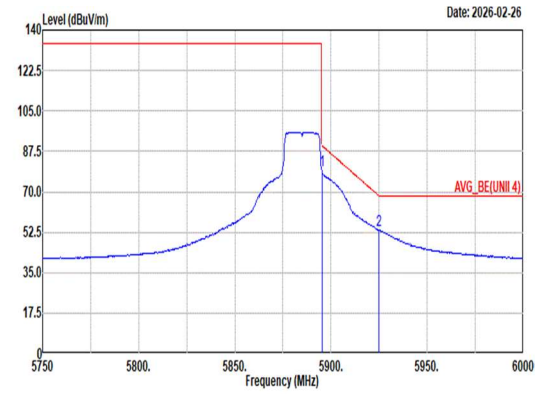 Site : 03CH21-HY Condition: AVG_BE(UNII 4) 3m DRH18-E_LE2C03A18EN_250807 VERTICAL : RBW:1000.000kHz VBW:0.820kHz SWT:Auto Limit Read Ant Cable Preamp Aux APos TPos Freq Level Line Margin Level Factor Loss Factor Factor Remark MHz dBuV/m dBuV/m dB dBuV dB/m dB dB dB cm deg 1 5895.25 79.19 90.02 -10.83 66.31 33.70 13.42 35.26 1.02 102 225 Average 2 5925.00 53.56 68.20 -14.64 40.78 33.65 13.45 35.30 0.98 102 225 Average	Blank

Mode	6	
	Harmonic	
	U-NII-4_5.825-5.925_802.11n HT20_CH177_5885MHz	
ANT	0	
Pol.	Horizontal	Vertical
Peak Avg	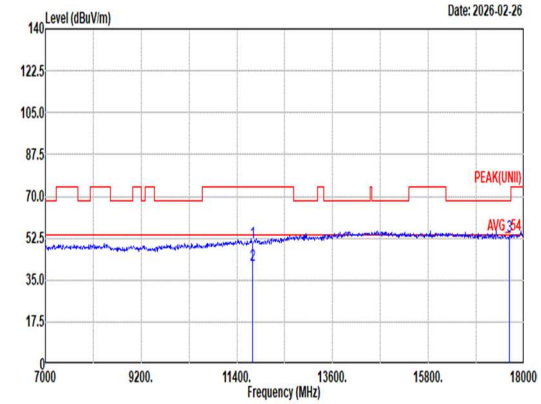 Site : 03CH21-HY Condition: PEAK(UNII) 3m DRH18-E_LE2C03A18EN_250807 HORIZONTAL Freq Level Limit Line Margin Read Level Ant Factor Cable Loss Preamp Factor Aux Factor APos TPos Remark MHz dBuV/m dBuV/m dB dBuV dB/m dB dB dB cm deg 1 11770.00 50.95 74.00 -23.05 32.36 38.40 19.26 41.10 2.03 -- -- Peak 2 11770.00 41.41 54.00 -12.59 22.82 38.40 19.26 41.10 2.03 -- -- Average 3 17655.00 53.18 68.20 -15.02 34.58 39.90 23.94 47.72 2.48 -- -- Peak	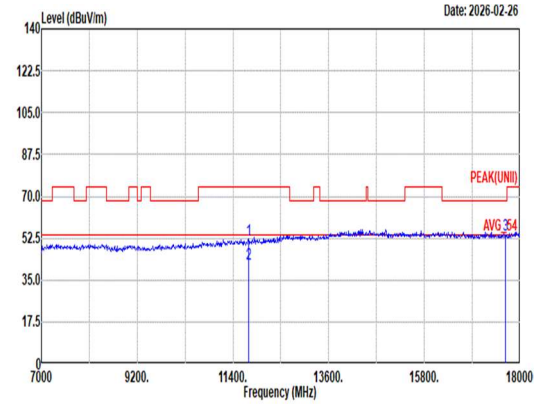 Site : 03CH21-HY Condition: PEAK(UNII) 3m DRH18-E_LE2C03A18EN_250807 VERTICAL Freq Level Limit Line Margin Read Level Ant Factor Cable Loss Preamp Factor Aux Factor APos TPos Remark MHz dBuV/m dBuV/m dB dBuV dB/m dB dB dB cm deg 1 11770.00 51.93 74.00 -22.07 33.34 38.40 19.26 41.10 2.03 -- -- Peak 2 11770.00 41.54 54.00 -12.46 22.95 38.40 19.26 41.10 2.03 -- -- Average 3 17655.00 53.79 68.20 -14.41 35.19 39.90 23.94 47.72 2.48 -- -- Peak