Test Laboratory: Sporton International Inc. SAR/HAC Testing Lab Date: 2025/5/21

## #01_LTE Band 7_20M_QPSK_1_0_Front_10mm_Ch21100

Communication System: UID 10169 - CAF, LTE-FDD; Frequency: 2535 MHz
Medium: HSL_2600_250521 Medium parameters used: f = 2535 MHz; $\sigma$ = 1.917 S/m; $\varepsilon_r$ = 39.426; $\rho$ = 1000 kg/m$^3$
Ambient Temperature：23.8 ℃; Liquid Temperature：22.8 ℃

DASY5 Configuration:
- Probe: EX3DV4 - SN3931; ConvF(7.01, 6.75, 6.65) @ 2535 MHz; Calibrated: 2024/11/19
- Sensor-Surface: 1.4mm (Mechanical Surface Detection)
- Electronics: DAE4 Sn1794; Calibrated: 2025/2/12
- Phantom: SAM_Left; Type: QD000P40CD; Serial: TP:1684
- Measurement SW: DASY52, Version 52.10 (4);SEMCAD X Version 14.6.14 (7501)

**Area Scan (51x51x1):** Interpolated grid: dx=1.200 mm, dy=1.200 mm
Maximum value of SAR (interpolated) = 0.937 W/kg

**Zoom Scan (7x7x7)/Cube 0:** Measurement grid: dx=5mm, dy=5mm, dz=5mm
Reference Value = 5.565 V/m; Power Drift = -0.02 dB
Peak SAR (extrapolated) = 0.979 W/kg
**SAR(1 g) = 0.576 W/kg; SAR(10 g) = 0.320 W/kg**
Smallest distance from peaks to all points 3 dB below = 14.9 mm
Ratio of SAR at M2 to SAR at M1 = 58.3%
Maximum value of SAR (measured) = 0.833 W/kg




0 dB = 0.833 W/kg = -0.79 dBW/kg

Test Laboratory: Sporton International Inc. SAR/HAC Testing Lab Date: 2025/2/27

## #02_LTE Band 12_10M_QPSK_1_0_Front_10mm_Ch23095

Communication System: UID 10175 - CAH, LTE-FDD; Frequency: 707.5 MHz
Medium: HSL_750_250227 Medium parameters used: f = 707.5 MHz; $\sigma$ = 0.877 S/m; $\varepsilon_r$ = 41.977; $\rho$ = 1000 kg/m$^3$
Ambient Temperature：23.5 ℃; Liquid Temperature：22.5 ℃

DASY5 Configuration:
- Probe: EX3DV4 - SN3931; ConvF(9.46, 9.11, 8.98) @ 707.5 MHz; Calibrated: 2024/11/19
- Sensor-Surface: 1.4mm (Mechanical Surface Detection)
- Electronics: DAE4 Sn703; Calibrated: 2024/4/22
- Phantom: SAM_Left; Type: QD000P40CD; Serial: TP:1684
- Measurement SW: DASY52, Version 52.10 (4);SEMCAD X Version 14.6.14 (7501)

**Area Scan (41x41x1):** Interpolated grid: dx=1.500 mm, dy=1.500 mm
Reference Value = 0 V/m; Power Drift = 0.00 dB
**Fast SAR: SAR(1 g) = 0 W/kg; SAR(10 g) = 0 W/kg**
Maximum value of SAR (interpolated) = 0 W/kg

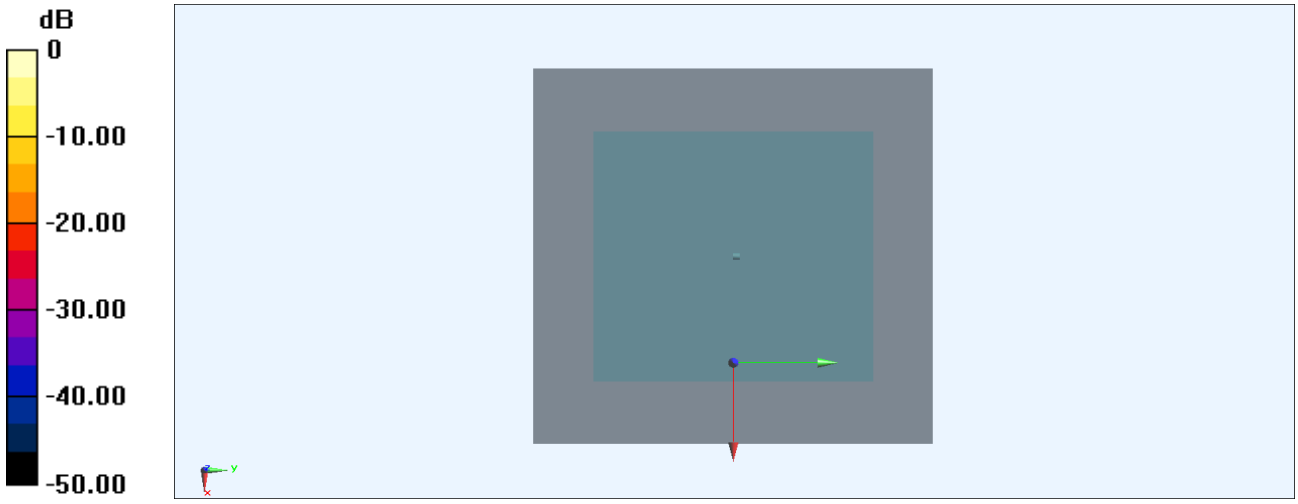


0 dB = 0 W/kg = -999.00 dBW/kg

Test Laboratory: Sporton International Inc. SAR/HAC Testing Lab Date: 2025/2/27

## #03_LTE Band 13_10M_QPSK_1_0_Front_10mm_Ch23230

Communication System: UID 10175 - CAH, LTE-FDD; Frequency: 782 MHz
Medium: HSL_750_250227 Medium parameters used: f = 782 MHz; $\sigma$ = 0.901 S/m; $\varepsilon_r$ = 41.501; $\rho$ = 1000 kg/m$^3$
Ambient Temperature：23.5 ℃; Liquid Temperature：22.5 ℃

DASY5 Configuration:
- Probe: EX3DV4 - SN3931; ConvF(9.46, 9.11, 8.98) @ 782 MHz; Calibrated: 2024/11/19
- Sensor-Surface: 1.4mm (Mechanical Surface Detection)
- Electronics: DAE4 Sn703; Calibrated: 2024/4/22
- Phantom: SAM_Left; Type: QD000P40CD; Serial: TP:1684
- Measurement SW: DASY52, Version 52.10 (4);SEMCAD X Version 14.6.14 (7501)

**Area Scan (41x41x1):** Interpolated grid: dx=1.500 mm, dy=1.500 mm
Reference Value = 0 V/m; Power Drift = 0.00 dB
**Fast SAR: SAR(1 g) = 0 W/kg; SAR(10 g) = 0 W/kg**
Maximum value of SAR (interpolated) = 0 W/kg

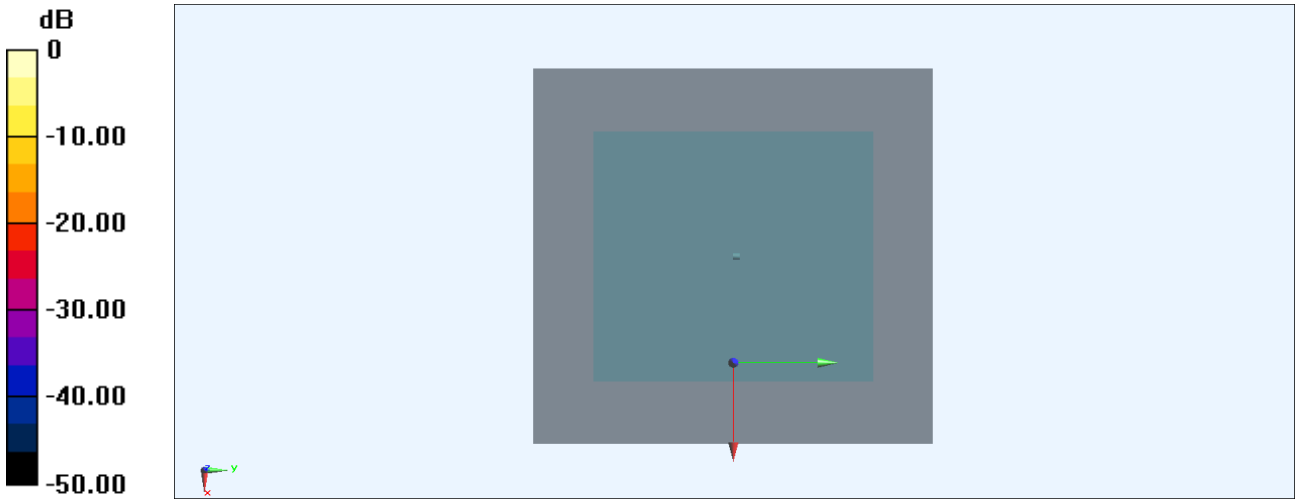


0 dB = 0 W/kg = -999.00 dBW/kg

Test Laboratory: Sporton International Inc. SAR/HAC Testing Lab Date: 2025/2/27

## #04_LTE Band 25_20M_QPSK_1_0_Front_10mm_Ch26140

Communication System: UID 10169 - CAF, LTE-FDD; Frequency: 1860 MHz
Medium: HSL_1900_250227 Medium parameters used: f = 1860 MHz; $\sigma$ = 1.388 S/m; $\varepsilon_r$ = 39.33; $\rho$ = 1000 kg/m$^3$
Ambient Temperature：23.5 ℃; Liquid Temperature：22.5 ℃

DASY5 Configuration:
- Probe: EX3DV4 - SN3931; ConvF(7.67, 7.38, 7.28) @ 1860 MHz; Calibrated: 2024/11/19
- Sensor-Surface: 1.4mm (Mechanical Surface Detection)
- Electronics: DAE4 Sn703; Calibrated: 2024/4/22
- Phantom: SAM_Left; Type: QD000P40CD; Serial: TP:1684
- Measurement SW: DASY52, Version 52.10 (4);SEMCAD X Version 14.6.14 (7501)

**Area Scan (41x41x1):** Interpolated grid: dx=1.500 mm, dy=1.500 mm
Maximum value of SAR (interpolated) = 0.247 W/kg

**Zoom Scan (5x5x7)/Cube 0:** Measurement grid: dx=8mm, dy=8mm, dz=5mm
Reference Value = 3.595 V/m; Power Drift = -0.16 dB
Peak SAR (extrapolated) = 0.237 W/kg
**SAR(1 g) = 0.161 W/kg; SAR(10 g) = 0.102 W/kg**
Smallest distance from peaks to all points 3 dB below = 14.3 mm
Ratio of SAR at M2 to SAR at M1 = 70.5%
Maximum value of SAR (measured) = 0.210 W/kg

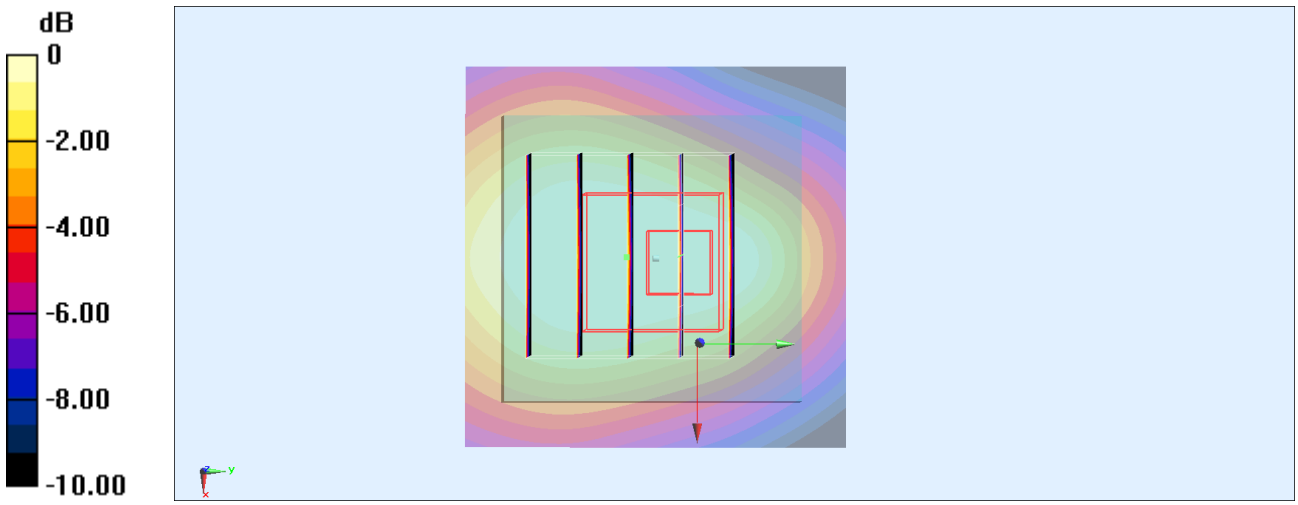


0 dB = 0.210 W/kg = -6.78 dBW/kg

Test Laboratory: Sporton International Inc. SAR/HAC Testing Lab Date: 2025/2/27

## #05_LTE Band 26_15M_QPSK_1_0_Front_10mm_Ch26865

Communication System: UID 10181 - CAF, LTE-FDD; Frequency: 831.5 MHz
Medium: HSL_850_250227 Medium parameters used: f = 831.5 MHz; $\sigma$ = 0.92 S/m; $\varepsilon_r$ = 41.397; $\rho$ = 1000 kg/m$^3$
Ambient Temperature：23.5 ℃; Liquid Temperature：22.5 ℃

DASY5 Configuration:
- Probe: EX3DV4 - SN3931; ConvF(9.11, 8.77, 8.65) @ 831.5 MHz; Calibrated: 2024/11/19
- Sensor-Surface: 1.4mm (Mechanical Surface Detection)
- Electronics: DAE4 Sn703; Calibrated: 2024/4/22
- Phantom: SAM_Left; Type: QD000P40CD; Serial: TP:1684
- Measurement SW: DASY52, Version 52.10 (4);SEMCAD X Version 14.6.14 (7501)

**Area Scan (41x41x1):** Interpolated grid: dx=1.500 mm, dy=1.500 mm
Reference Value = 0 V/m; Power Drift = 0.00 dB
**Fast SAR: SAR(1 g) = 0 W/kg; SAR(10 g) = 0 W/kg**
Maximum value of SAR (interpolated) = 0 W/kg

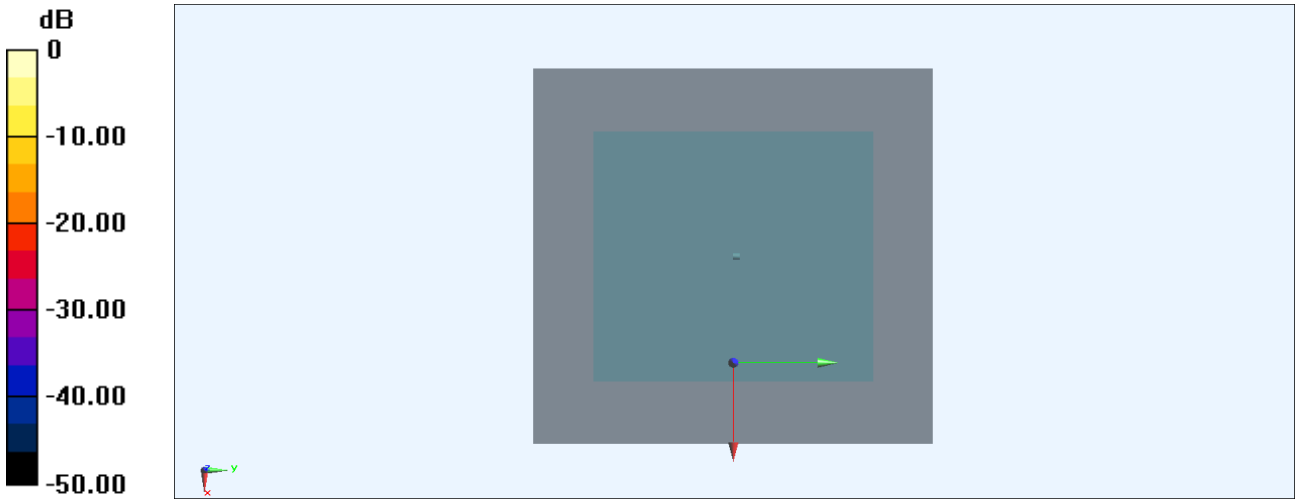


0 dB = 0W/kg = -999.00 dBW/kg

Test Laboratory: Sporton International Inc. SAR/HAC Testing Lab Date: 2025/3/7

## #06_LTE Band 66_20M_QPSK_1_0_Front_10mm_Ch132072

Communication System: UID 10169 - CAF, LTE-FDD; Frequency: 1720 MHz
Medium: HSL_1750_250307 Medium parameters used: f = 1720 MHz; σ = 1.338 S/m; $\varepsilon_r$ = 40.742; ρ = 1000 kg/m$^3$
Ambient Temperature：23.5 ℃; Liquid Temperature：22.5 ℃

DASY5 Configuration:
- Probe: EX3DV4 - SN7791; ConvF(7.08, 7.96, 7.11) @ 1720 MHz; Calibrated: 2025/2/19
- Sensor-Surface: 1.4mm (Mechanical Surface Detection)
- Electronics: DAE4 Sn1776; Calibrated: 2025/2/12
- Phantom: SAM_Left; Type: QD000P40CD; Serial: TP:1684
- Measurement SW: DASY52, Version 52.10 (4);SEMCAD X Version 14.6.14 (7501)

**Area Scan (41x41x1):** Interpolated grid: dx=1.500 mm, dy=1.500 mm
Maximum value of SAR (interpolated) = 0.649 W/kg

**Zoom Scan (5x5x7)/Cube 0:** Measurement grid: dx=8mm, dy=8mm, dz=5mm
Reference Value = 5.131 V/m; Power Drift = -0.05 dB
Peak SAR (extrapolated) = 0.711 W/kg
**SAR(1 g) = 0.471 W/kg; SAR(10 g) = 0.278 W/kg**
Smallest distance from peaks to all points 3 dB below = 10.7 mm
Ratio of SAR at M2 to SAR at M1 = 67.3%
Maximum value of SAR (measured) = 0.588 W/kg

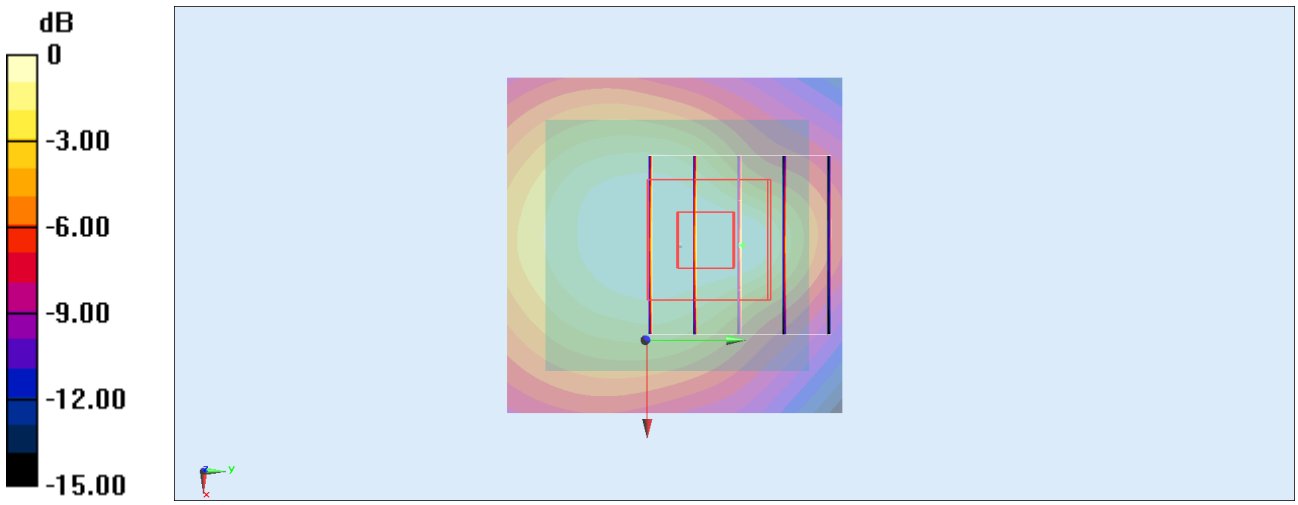


0 dB = 0.588 W/kg = -2.31 dBW/kg

Test Laboratory: Sporton International Inc. SAR/HAC Testing Lab Date: 2025/2/27

## #07_LTE Band 71_20M_QPSK_1_0_Front_10mm_Ch133297

Communication System: UID 10169 - CAF, LTE-FDD; Frequency: 680.5 MHz
Medium: HSL_750_250227 Medium parameters used: f = 680.5 MHz; $\sigma$ = 0.866 S/m; $\varepsilon_r$ = 42.089; $\rho$ = 1000 kg/m$^3$
Ambient Temperature：23.5 ℃; Liquid Temperature：22.5 ℃

DASY5 Configuration:
- Probe: EX3DV4 - SN3931; ConvF(9.46, 9.11, 8.98) @ 680.5 MHz; Calibrated: 2024/11/19
- Sensor-Surface: 1.4mm (Mechanical Surface Detection)
- Electronics: DAE4 Sn703; Calibrated: 2024/4/22
- Phantom: SAM_Left; Type: QD000P40CD; Serial: TP:1684
- Measurement SW: DASY52, Version 52.10 (4);SEMCAD X Version 14.6.14 (7501)

**Area Scan (41x41x1):** Interpolated grid: dx=1.500 mm, dy=1.500 mm
Reference Value = 0 V/m; Power Drift = 0 dB
**Fast SAR: SAR(1 g) = 0 W/kg; SAR(10 g) = 0 W/kg**
Maximum value of SAR (interpolated) = 0 W/kg

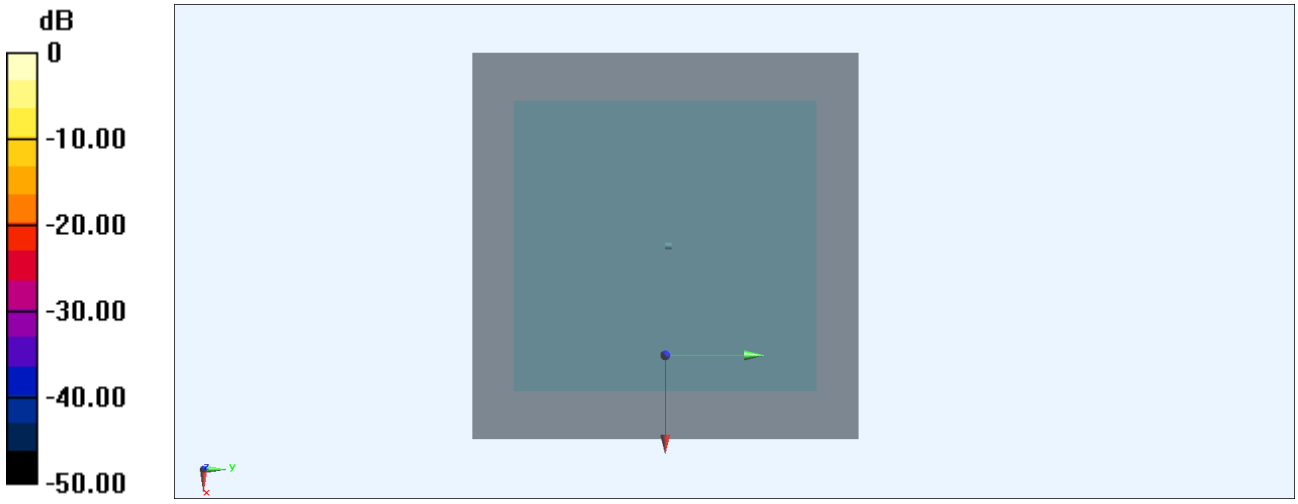


0 dB = 0 W/kg = -999.00 dBW/kg

Test Laboratory: Sporton International Inc. SAR/HAC Testing Lab Date: 2025/3/9

## #08_WLAN2.4GHz_802.11b 1Mbps_Front_10mm_Ch11

Communication System: UID 10415 - AAA, IEEE 802.11b WiFi 2.4 GHz; Frequency: 2462 MHz
Medium: HSL_2450_250309 Medium parameters used: f = 2462 MHz; σ = 1.845 S/m; $\varepsilon_r$ = 38.543; ρ = 1000 kg/m$^3$
Ambient Temperature：23.5 ℃; Liquid Temperature：22.5 ℃

DASY5 Configuration:
- Probe: EX3DV4 - SN7791; ConvF(6.56, 7.38, 6.59) @ 2462 MHz; Calibrated: 2025/2/19
- Sensor-Surface: 1.4mm (Mechanical Surface Detection)
- Electronics: DAE4 Sn1776; Calibrated: 2025/2/12
- Phantom: SAM_Left; Type: QD000P40CD; Serial: TP:1684
- Measurement SW: DASY52, Version 52.10 (4);SEMCAD X Version 14.6.14 (7501)

**Area Scan (51x51x1):** Interpolated grid: dx=1.200 mm, dy=1.200 mm
Maximum value of SAR (interpolated) = 0.809 W/kg

**Zoom Scan (7x7x7)/Cube 0:** Measurement grid: dx=5mm, dy=5mm, dz=5mm
Reference Value = 5.540 V/m; Power Drift = -0.18 dB
Peak SAR (extrapolated) = 0.931 W/kg
**SAR(1 g) = 0.546 W/kg; SAR(10 g) = 0.308 W/kg**
Smallest distance from peaks to all points 3 dB below = 14.9 mm
Ratio of SAR at M2 to SAR at M1 = 58.3%
Maximum value of SAR (measured) = 0.785 W/kg




0 dB = 0.785 W/kg = -1.05 dBW/kg

Test Laboratory: Sporton International Inc. SAR/HAC Testing Lab Date: 2025/3/12

## #09_WLAN5GHz_802.11a 6Mbps_Front_10mm_Ch52

Communication System: UID 10583 - AAD, IEEE 802.11a/h WiFi 5 GHz; Frequency: 5260 MHz
Medium: HSL_5G_250312 Medium parameters used: f = 5260 MHz; $\sigma$ = 4.664 S/m; $\varepsilon_r$ = 36.14; $\rho$ = 1000 kg/m$^3$
Ambient Temperature：23.3 ℃; Liquid Temperature：22.3 ℃

DASY5 Configuration:
- Probe: EX3DV4 - SN7814; ConvF(5.59, 5.35, 5.48) @ 5260 MHz; Calibrated: 2024/6/20
- Sensor-Surface: 1.4mm (Mechanical Surface Detection)
- Electronics: DAE4 Sn1647; Calibrated: 2024/10/15
- Phantom: SAM_Left; Type: QD000P40CD; Serial: TP:1684
- Measurement SW: DASY52, Version 52.10 (4);SEMCAD X Version 14.6.14 (7501)

**Area Scan (61x61x1):** Interpolated grid: dx=1.000 mm, dy=1.000 mm
Maximum value of SAR (interpolated) = 1.26 W/kg

**Zoom Scan (7x7x7)/Cube 0:** Measurement grid: dx=4mm, dy=4mm, dz=1.4mm
Reference Value = 3.216 V/m; Power Drift = -0.03 dB
Peak SAR (extrapolated) = 2.02 W/kg
**SAR(1 g) = 0.469 W/kg; SAR(10 g) = 0.156 W/kg**
Smallest distance from peaks to all points 3 dB below = 7.4 mm
Ratio of SAR at M2 to SAR at M1 = 62.1%
Maximum value of SAR (measured) = 1.12 W/kg




0 dB = 1.12 W/kg = 0.49 dBW/kg

Test Laboratory: Sporton International Inc. SAR/HAC Testing Lab Date: 2025/3/12

## #10_WLAN5GHz_802.11a 6Mbps_Front_10mm_Ch100

Communication System: UID 10583 - AAD, IEEE 802.11a/h WiFi 5 GHz; Frequency: 5500 MHz
Medium: HSL_5G_250312 Medium parameters used: f = 5500 MHz; $\sigma$ = 4.912 S/m; $\varepsilon_r$ = 35.803; $\rho$ = 1000 kg/m$^3$
Ambient Temperature：23.3 ℃; Liquid Temperature：22.3 ℃

DASY5 Configuration:
- Probe: EX3DV4 - SN7814; ConvF(4.97, 4.75, 4.87) @ 5500 MHz; Calibrated: 2024/6/20
- Sensor-Surface: 1.4mm (Mechanical Surface Detection)
- Electronics: DAE4 Sn1647; Calibrated: 2024/10/15
- Phantom: SAM_Left; Type: QD000P40CD; Serial: TP:1684
- Measurement SW: DASY52, Version 52.10 (4);SEMCAD X Version 14.6.14 (7501)

**Area Scan (61x61x1):** Interpolated grid: dx=1.000 mm, dy=1.000 mm
Maximum value of SAR (interpolated) = 0.359 W/kg

**Zoom Scan (7x7x7)/Cube 0:** Measurement grid: dx=4mm, dy=4mm, dz=1.4mm
Reference Value = 1.43 V/m; Power Drift = 0.10 dB
Peak SAR (extrapolated) = 0.734 W/kg
**SAR(1 g) = 0.156 W/kg; SAR(10 g) = 0.052 W/kg**
Smallest distance from peaks to all points 3 dB below = 6.8 mm
Ratio of SAR at M2 to SAR at M1 = 57.1%
Maximum value of SAR (measured) = 0.381 W/kg

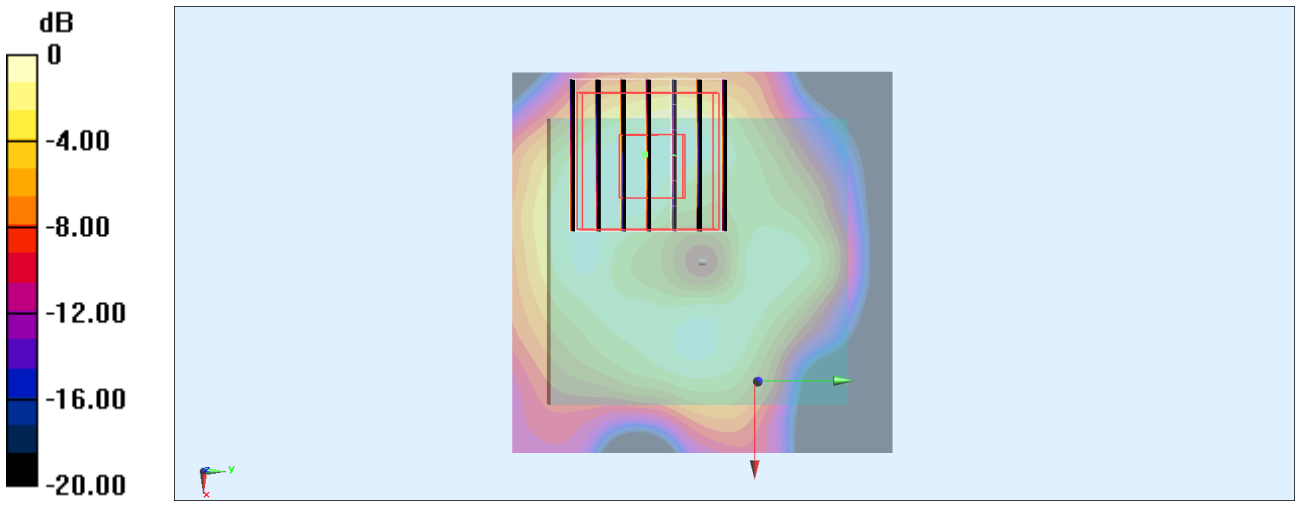


0 dB = 0.381 W/kg = -4.19 dBW/kg

Test Laboratory: Sporton International Inc. SAR/HAC Testing Lab Date: 2025/3/12

## #11_WLAN5GHz_802.11a 6Mbps_Front_10mm_Ch149

Communication System: UID 10583 - AAD, IEEE 802.11a/h WiFi 5 GHz; Frequency: 5745 MHz
Medium: HSL_5G_250312 Medium parameters used: f = 5745 MHz; $\sigma$ = 5.179 S/m; $\varepsilon_r$ = 35.47; $\rho$ = 1000 kg/m$^3$
Ambient Temperature：23.3 ℃; Liquid Temperature：22.3 ℃

DASY5 Configuration:
- Probe: EX3DV4 - SN7814; ConvF(5.02, 4.8, 4.92) @ 5745 MHz; Calibrated: 2024/6/20
- Sensor-Surface: 1.4mm (Mechanical Surface Detection)
- Electronics: DAE4 Sn1647; Calibrated: 2024/10/15
- Phantom: SAM_Left; Type: QD000P40CD; Serial: TP:1684
- Measurement SW: DASY52, Version 52.10 (4);SEMCAD X Version 14.6.14 (7501)

**Area Scan (61x61x1):** Interpolated grid: dx=1.000 mm, dy=1.000 mm
Maximum value of SAR (interpolated) = 1.03 W/kg

**Zoom Scan (7x7x7)/Cube 0:** Measurement grid: dx=4mm, dy=4mm, dz=1.4mm
Reference Value = 2.450 V/m; Power Drift = 0.02 dB
Peak SAR (extrapolated) = 1.93 W/kg
**SAR(1 g) = 0.392 W/kg; SAR(10 g) = 0.127 W/kg**
Smallest distance from peaks to all points 3 dB below = 7.4 mm
Ratio of SAR at M2 to SAR at M1 = 56.9%
Maximum value of SAR (measured) = 0.975 W/kg

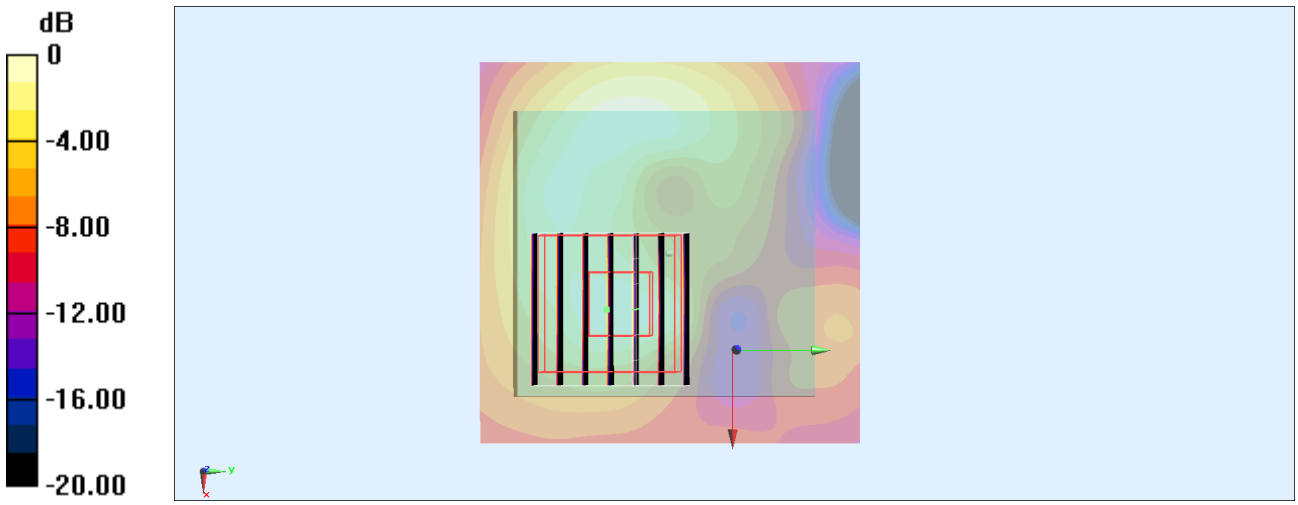


0 dB = 0.975 W/kg = -0.11 dBW/kg

Test Laboratory: Sporton International Inc. SAR/HAC Testing Lab Date: 2025/3/12

## #12_WLAN5GHz_802.11a 6Mbps_Front_10mm_Ch173

Communication System: UID 10583 - AAD, IEEE 802.11a/h WiFi 5 GHz; Frequency: 5865 MHz
Medium: HSL_5G_250312 Medium parameters used: f = 5865 MHz; $\sigma$ = 5.306 S/m; $\varepsilon_r$ = 35.295; $\rho$ = 1000 kg/m$^3$
Ambient Temperature：23.3 ℃; Liquid Temperature：22.3 ℃

DASY5 Configuration:
- Probe: EX3DV4 - SN7439; ConvF(4.73, 4.96, 4.68) @ 5865 MHz; Calibrated: 2024/8/21
- Sensor-Surface: 1.4mm (Mechanical Surface Detection)
- Electronics: DAE4 Sn661; Calibrated: 2024/5/16
- Phantom: SAM_Left; Type: QD000P40CD; Serial: TP:1684
- Measurement SW: DASY52, Version 52.10 (4);SEMCAD X Version 14.6.14 (7501)

**Area Scan (61x61x1):** Interpolated grid: dx=1.000 mm, dy=1.000 mm
Maximum value of SAR (interpolated) = 1.22 W/kg

**Zoom Scan (7x7x7)/Cube 0:** Measurement grid: dx=4mm, dy=4mm, dz=1.4mm
Reference Value = 2.891 V/m; Power Drift = -0.01 dB
Peak SAR (extrapolated) = 2.30 W/kg
**SAR(1 g) = 0.470 W/kg; SAR(10 g) = 0.151 W/kg**
Smallest distance from peaks to all points 3 dB below = 7.5 mm
Ratio of SAR at M2 to SAR at M1 = 56.7%
Maximum value of SAR (measured) = 1.17 W/kg

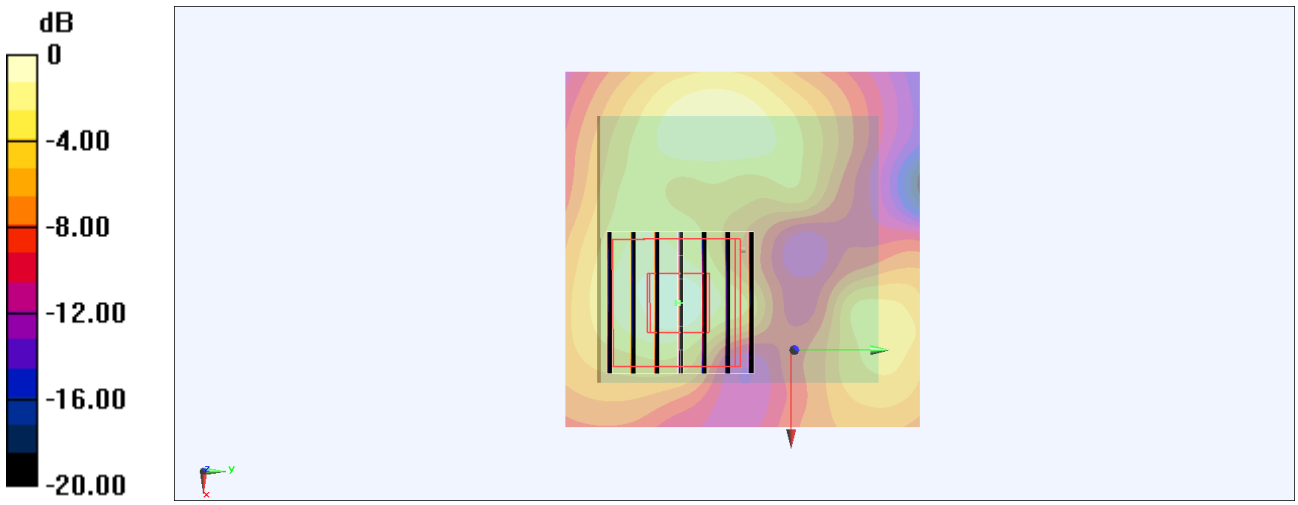


0 dB = 1.17 W/kg = 0.68 dBW/kg

Test Laboratory: Sporton International Inc. SAR/HAC Testing Lab Date: 2025/3/12

## #13_Bluetooth_1Mbps_Front_10mm_Ch0

Communication System: UID 10032 - CAA, IEEE 802.15.1 Bluetooth; Frequency: 2402 MHz
Medium: HSL_2450_250312 Medium parameters used: f = 2402 MHz; σ = 1.715 S/m; $\varepsilon_r$ =39.268; ρ = 1000 kg/m$^3$
Ambient Temperature：23.3 ℃; Liquid Temperature：22.3 ℃

DASY5 Configuration:
- Probe: EX3DV4 - SN7439; ConvF(6.94, 7.28, 6.88) @ 2402 MHz; Calibrated: 2024/8/21
- Sensor-Surface: 1.4mm (Mechanical Surface Detection)
- Electronics: DAE4 Sn661; Calibrated: 2024/5/16
- Phantom: SAM_Left; Type: QD000P40CD; Serial: TP:1684
- Measurement SW: DASY52, Version 52.10 (4);SEMCAD X Version 14.6.14 (7501)

**Area Scan (51x51x1):** Interpolated grid: dx=1.200 mm, dy=1.200 mm
Maximum value of SAR (interpolated) = 0.136 W/kg

**Zoom Scan (7x7x5)/Cube 0:** Measurement grid: dx=5mm, dy=5mm, dz=5mm
Reference Value = 2.039 V/m; Power Drift = -0.03 dB
Peak SAR (extrapolated) = 0.144 W/kg
**SAR(1 g) = 0.086 W/kg; SAR(10 g) = 0.049 W/kg**
Smallest distance from peaks to all points 3 dB below = 17.2 mm
Ratio of SAR at M2 to SAR at M1 = 58.6%
Maximum value of SAR (measured) = 0.123 W/kg

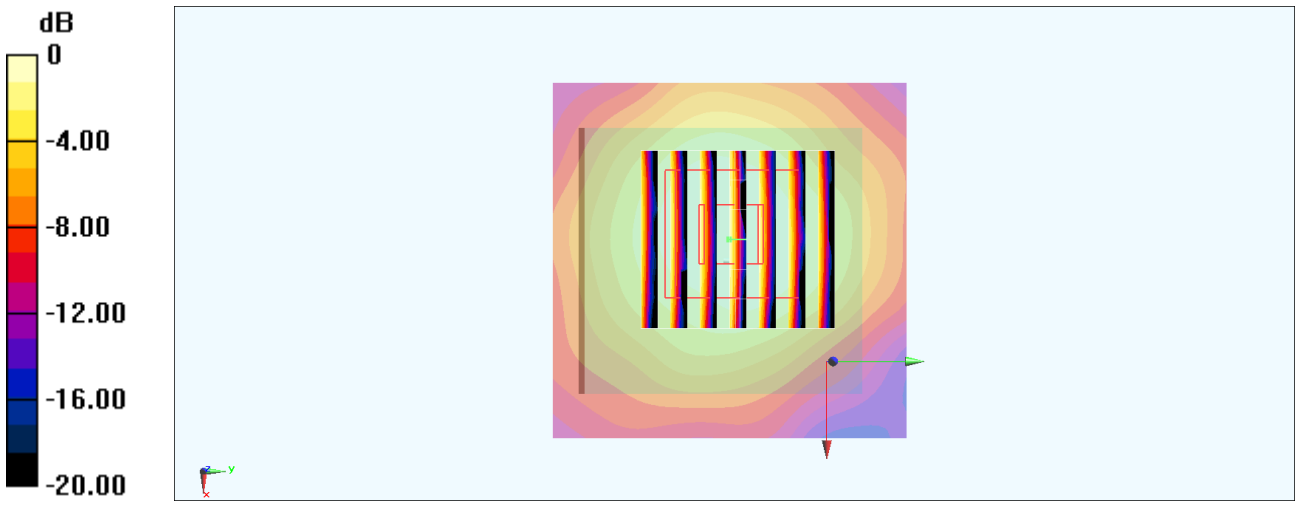


0 dB = 0.123 W/kg = -9.10 dBW/kg

Test Laboratory: Sporton International Inc. SAR/HAC Testing Lab Date: 2025/2/27

## #14_LTE Band 7_20M_QPSK_1_0_Back_0mm_Ch21100

Communication System: UID 10169 - CAF, LTE-FDD; Frequency: 2535 MHz
Medium: HSL_2600_250227 Medium parameters used: f = 2535 MHz; $\sigma$ = 1.921 S/m; $\varepsilon_r$ = 39.198; $\rho$ = 1000 kg/m$^3$
Ambient Temperature：23.5 ℃; Liquid Temperature：22.5 ℃

DASY5 Configuration:
- Probe: EX3DV4 - SN3931; ConvF(7.01, 6.75, 6.65) @ 2535 MHz; Calibrated: 2024/11/19
- Sensor-Surface: 1.4mm (Mechanical Surface Detection)
- Electronics: DAE4 Sn703; Calibrated: 2024/4/22
- Phantom: SAM_Left; Type: QD000P40CD; Serial: TP:1684
- Measurement SW: DASY52, Version 52.10 (4);SEMCAD X Version 14.6.14 (7501)

**Area Scan (51x51x1):** Interpolated grid: dx=1.200 mm, dy=1.200 mm
Maximum value of SAR (interpolated) = 0.252 W/kg

**Zoom Scan (7x7x7)/Cube 0:** Measurement grid: dx=5mm, dy=5mm, dz=5mm
Reference Value = 5.326 V/m; Power Drift = -0.03 dB
Peak SAR (extrapolated) = 0.516 W/kg
**SAR(1 g) = 0.117 W/kg; SAR(10 g) = 0.053 W/kg**
Smallest distance from peaks to all points 3 dB below = 7.8 mm
Ratio of SAR at M2 to SAR at M1 = 44.7%
Maximum value of SAR (measured) = 0.209 W/kg

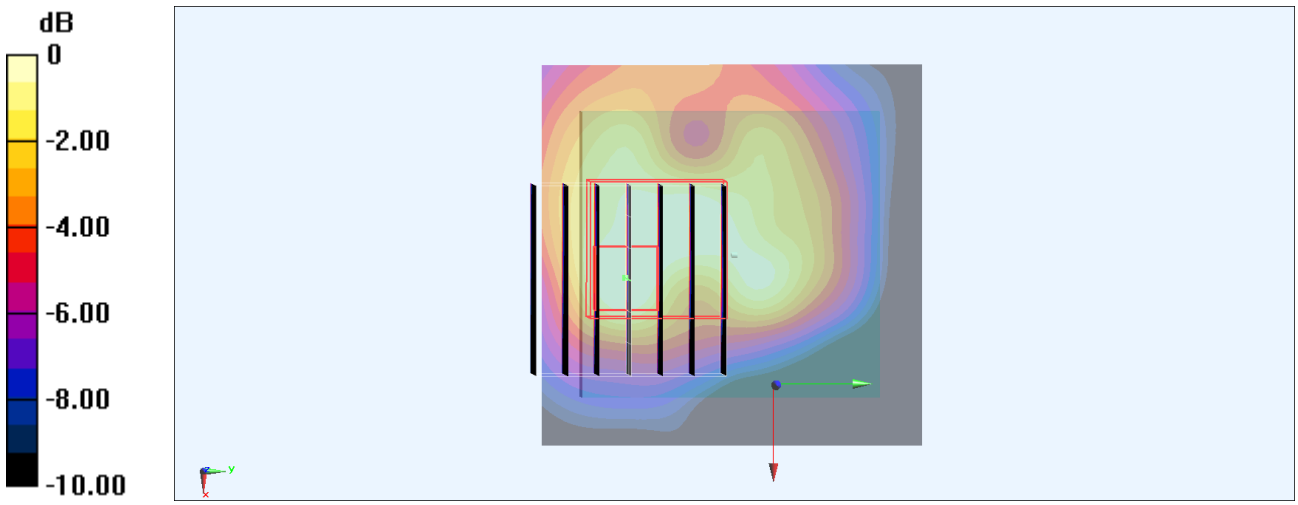


0 dB = 0.209 W/kg = -6.80 dBW/kg

Test Laboratory: Sporton International Inc. SAR/HAC Testing Lab Date: 2025/3/7

## #15_LTE Band 12_10M_QPSK_1_0_Back_0mm_Ch23095

Communication System: UID 10175 - CAH, LTE-FDD; Frequency: 707.5 MHz
Medium: HSL_750_250307 Medium parameters used: f = 707.5 MHz; $\sigma$ = 0.862 S/m; $\varepsilon_r$ = 42.934; $\rho$ = 1000 kg/m$^3$
Ambient Temperature：23.5 ℃; Liquid Temperature：22.5 ℃

DASY5 Configuration:
- Probe: EX3DV4 - SN7791; ConvF(8.64, 9.72, 8.68) @ 707.5 MHz; Calibrated: 2025/2/19
- Sensor-Surface: 1.4mm (Mechanical Surface Detection)
- Electronics: DAE4 Sn1776; Calibrated: 2025/2/12
- Phantom: SAM_Left; Type: QD000P40CD; Serial: TP:1684
- Measurement SW: DASY52, Version 52.10 (4);SEMCAD X Version 14.6.14 (7501)

**Area Scan (41x41x1):** Interpolated grid: dx=1.500 mm, dy=1.500 mm
Maximum value of SAR (interpolated) = 3.66 W/kg

**Zoom Scan (5x5x7)/Cube 0:** Measurement grid: dx=8mm, dy=8mm, dz=5mm
Reference Value = 8.504 V/m; Power Drift = -0.01 dB
Peak SAR (extrapolated) = 6.75 W/kg
**SAR(1 g) = 1.94 W/kg; SAR(10 g) = 0.794 W/kg**
Smallest distance from peaks to all points 3 dB below = 9.2 mm
Ratio of SAR at M2 to SAR at M1 = 39.3%
Maximum value of SAR (measured) = 4.07 W/kg

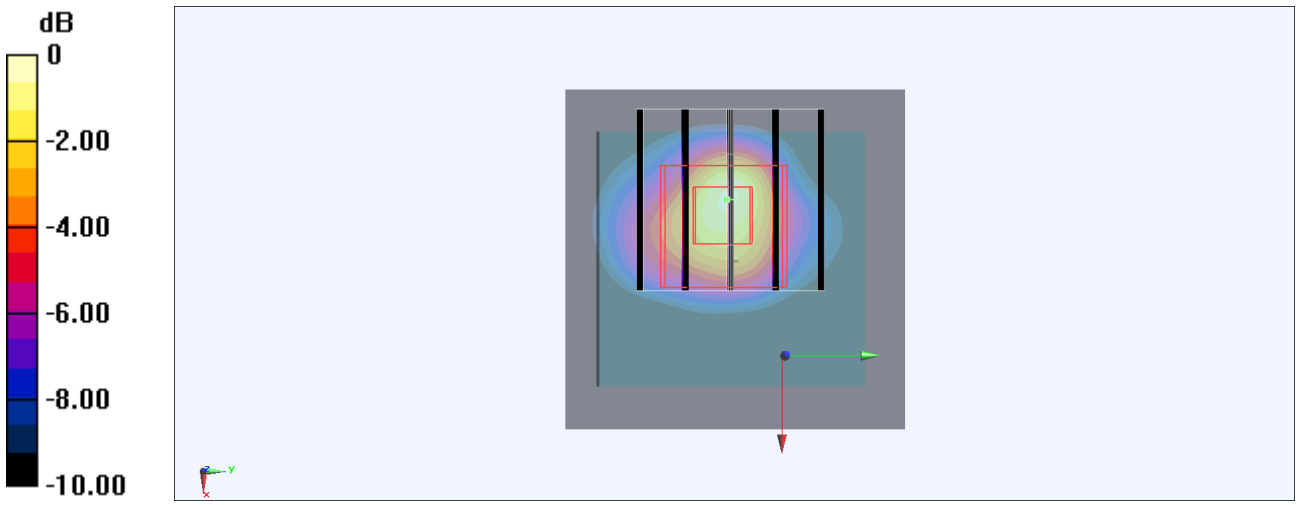


0 dB = 4.07 W/kg = 6.10 dBW/kg

Test Laboratory: Sporton International Inc. SAR/HAC Testing Lab Date: 2025/3/7

## #16_LTE Band 13_10M_QPSK_1_0_Back_0mm_Ch23230

Communication System: UID 10175 - CAH, LTE-FDD; Frequency: 782 MHz
Medium: HSL_750_250307 Medium parameters used: f = 782 MHz; σ = 0.885 S/m; $\varepsilon_r$ = 42.459; ρ = 1000 kg/m$^3$
Ambient Temperature：23.5 ℃; Liquid Temperature：22.5 ℃

DASY5 Configuration:
- Probe: EX3DV4 - SN7791; ConvF(8.64, 9.72, 8.68) @ 782 MHz; Calibrated: 2025/2/19
- Sensor-Surface: 1.4mm (Mechanical Surface Detection)
- Electronics: DAE4 Sn1776; Calibrated: 2025/2/12
- Phantom: SAM_Left; Type: QD000P40CD; Serial: TP:1684
- Measurement SW: DASY52, Version 52.10 (4);SEMCAD X Version 14.6.14 (7501)

**Area Scan (41x41x1):** Interpolated grid: dx=1.500 mm, dy=1.500 mm
Maximum value of SAR (interpolated) = 3.18 W/kg

**Zoom Scan (5x5x7)/Cube 0:** Measurement grid: dx=8mm, dy=8mm, dz=5mm
Reference Value = 9.256 V/m; Power Drift = -0.06 dB
Peak SAR (extrapolated) = 5.75 W/kg
**SAR(1 g) = 1.79 W/kg; SAR(10 g) = 0.757 W/kg**
Smallest distance from peaks to all points 3 dB below = 8.2 mm
Ratio of SAR at M2 to SAR at M1 = 32.1%
Maximum value of SAR (measured) = 3.55 W/kg

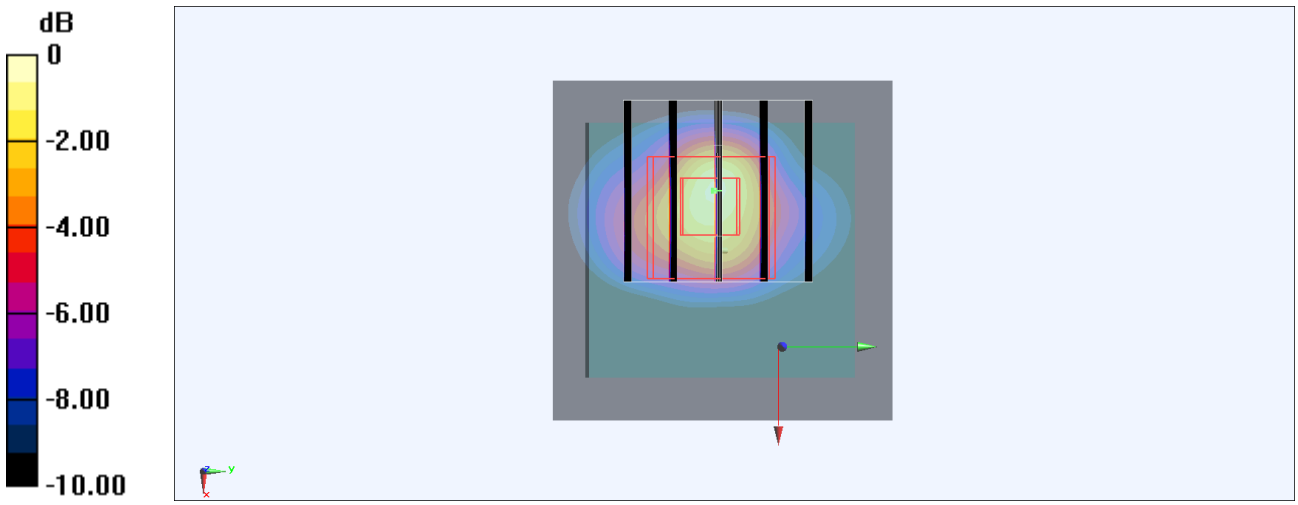


0 dB = 3.55 W/kg = 5.50 dBW/kg

Test Laboratory: Sporton International Inc. SAR/HAC Testing Lab Date: 2025/2/27

## #17_LTE Band 25_20M_QPSK_1_0_Back_0mm_Ch26140

Communication System: UID 10169 - CAF, LTE-FDD; Frequency: 1860 MHz
Medium: HSL_1900_250227 Medium parameters used: f = 1860 MHz; $\sigma$ = 1.388 S/m; $\varepsilon_r$ = 39.33; $\rho$ = 1000 kg/m$^3$
Ambient Temperature：23.5 ℃; Liquid Temperature：22.5 ℃

DASY5 Configuration:
- Probe: EX3DV4 - SN3931; ConvF(7.67, 7.38, 7.28) @ 1860 MHz; Calibrated: 2024/11/19
- Sensor-Surface: 1.4mm (Mechanical Surface Detection)
- Electronics: DAE4 Sn703; Calibrated: 2024/4/22
- Phantom: SAM_Left; Type: QD000P40CD; Serial: TP:1684
- Measurement SW: DASY52, Version 52.10 (4);SEMCAD X Version 14.6.14 (7501)

**Area Scan (41x41x1):** Interpolated grid: dx=1.500 mm, dy=1.500 mm
Maximum value of SAR (interpolated) = 0.121 W/kg

**Zoom Scan (5x5x7)/Cube 0:** Measurement grid: dx=8mm, dy=8mm, dz=5mm
Reference Value = 4.159 V/m; Power Drift = -0.10 dB
Peak SAR (extrapolated) = 0.135 W/kg
**SAR(1 g) = 0.089 W/kg; SAR(10 g) = 0.056 W/kg**
Smallest distance from peaks to all points 3 dB below = 11.5 mm
Ratio of SAR at M2 to SAR at M1 = 68.7%
Maximum value of SAR (measured) = 0.115 W/kg

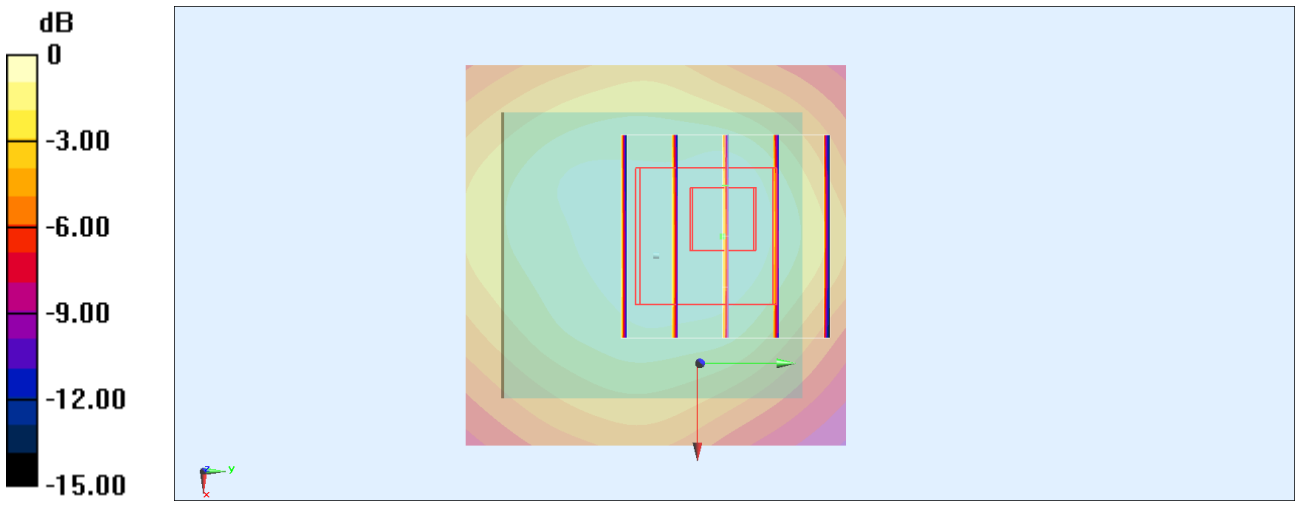


0 dB = 0.115 W/kg = -9.39 dBW/kg

Test Laboratory: Sporton International Inc. SAR/HAC Testing Lab Date: 2025/3/7

## #18_LTE Band 26_15M_QPSK_1_0_Back_0mm_Ch26865

Communication System: UID 10181 - CAF, LTE-FDD; Frequency: 831.5 MHz
Medium: HSL_850_250307 Medium parameters used: f = 831.5 MHz; σ = 0.903 S/m; $\varepsilon_r$ = 42.355; ρ = 1000 kg/m$^3$
Ambient Temperature：23.5 ℃; Liquid Temperature：22.5 ℃

DASY5 Configuration:
- Probe: EX3DV4 - SN7791; ConvF(8.43, 9.48, 8.47) @ 831.5 MHz; Calibrated: 2025/2/19
- Sensor-Surface: 1.4mm (Mechanical Surface Detection)
- Electronics: DAE4 Sn1776; Calibrated: 2025/2/12
- Phantom: SAM_Left; Type: QD000P40CD; Serial: TP:1684
- Measurement SW: DASY52, Version 52.10 (4);SEMCAD X Version 14.6.14 (7501)

**Area Scan (41x41x1):** Interpolated grid: dx=1.500 mm, dy=1.500 mm
Maximum value of SAR (interpolated) = 3.20 W/kg

**Zoom Scan (5x5x7)/Cube 0:** Measurement grid: dx=8mm, dy=8mm, dz=5mm
Reference Value = 9.499 V/m; Power Drift = -0.06 dB
Peak SAR (extrapolated) = 5.73 W/kg
**SAR(1 g) = 1.8 W/kg; SAR(10 g) = 0.775 W/kg**
Smallest distance from peaks to all points 3 dB below = 8.2 mm
Ratio of SAR at M2 to SAR at M1 = 32.3%
Maximum value of SAR (measured) = 3.61 W/kg

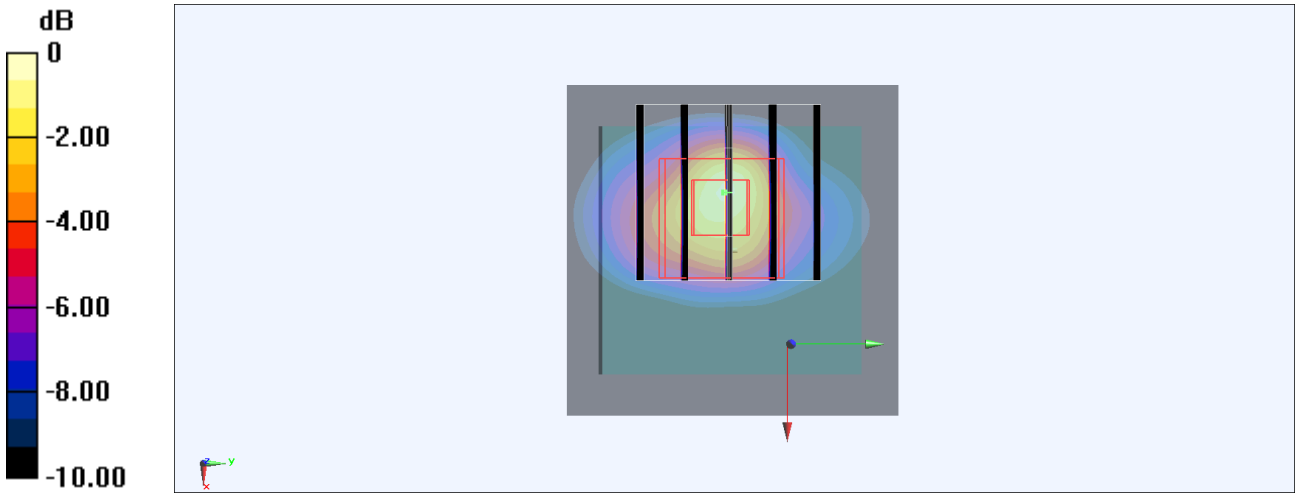


0 dB = 3.61 W/kg = 5.58 dBW/kg

Test Laboratory: Sporton International Inc. SAR/HAC Testing Lab Date: 2025/2/27

## #19_LTE Band 66_20M_QPSK_1_0_Back_0mm_Ch132072

Communication System: UID 10169 - CAF, LTE-FDD; Frequency: 1720 MHz
Medium: HSL_1750_250227 Medium parameters used: f = 1720 MHz; σ = 1.324 S/m; $\varepsilon_r$ = 40.808; ρ = 1000 kg/m$^3$
Ambient Temperature：23.5 ℃; Liquid Temperature：22.5 ℃

DASY5 Configuration:
- Probe: EX3DV4 - SN3931; ConvF(7.9, 7.61, 7.5) @ 1720 MHz; Calibrated: 2024/11/19
- Sensor-Surface: 1.4mm (Mechanical Surface Detection)
- Electronics: DAE4 Sn703; Calibrated: 2024/4/22
- Phantom: SAM_Left; Type: QD000P40CD; Serial: TP:1684
- Measurement SW: DASY52, Version 52.10 (4);SEMCAD X Version 14.6.14 (7501)

**Area Scan (41x41x1):** Interpolated grid: dx=1.500 mm, dy=1.500 mm
Maximum value of SAR (interpolated) = 0.200 W/kg

**Zoom Scan (5x5x7)/Cube 0:** Measurement grid: dx=8mm, dy=8mm, dz=5mm
Reference Value = 5.252 V/m; Power Drift = -0.13 dB
Peak SAR (extrapolated) = 0.226 W/kg
**SAR(1 g) = 0.129 W/kg; SAR(10 g) = 0.084 W/kg**
Smallest distance from peaks to all points 3 dB below = 20.8 mm
Ratio of SAR at M2 to SAR at M1 = 45.1%
Maximum value of SAR (measured) = 0.179 W/kg

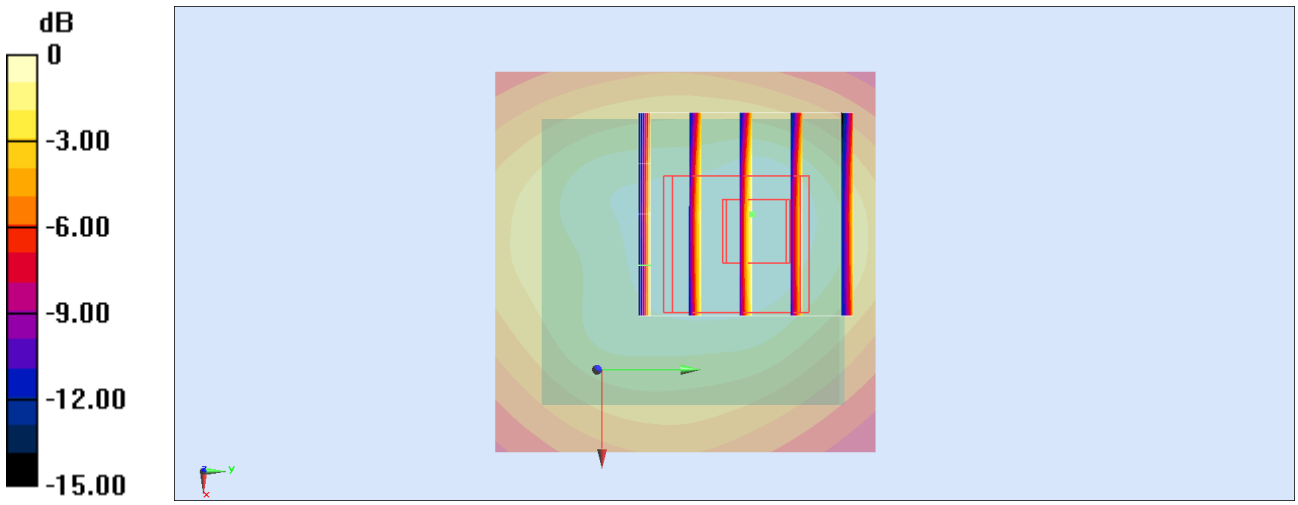


0 dB = 0.179 W/kg = -7.47 dBW/kg

Test Laboratory: Sporton International Inc. SAR/HAC Testing Lab Date: 2025/3/7

## #20_LTE Band 71_20M_QPSK_1_0_Back_0mm_Ch133297

Communication System: UID 10169 - CAF, LTE-FDD; Frequency: 680.5 MHz
Medium: HSL_750_250307 Medium parameters used: f = 680.5 MHz; $\sigma$ = 0.852 S/m; $\varepsilon_r$ = 43.046; $\rho$ = 1000 kg/m$^3$
Ambient Temperature：23.5 ℃; Liquid Temperature：22.5 ℃

DASY5 Configuration:
- Probe: EX3DV4 - SN7791; ConvF(8.64, 9.72, 8.68) @ 680.5 MHz; Calibrated: 2025/2/19
- Sensor-Surface: 1.4mm (Mechanical Surface Detection)
- Electronics: DAE4 Sn1776; Calibrated: 2025/2/12
- Phantom: SAM_Left; Type: QD000P40CD; Serial: TP:1684
- Measurement SW: DASY52, Version 52.10 (4);SEMCAD X Version 14.6.14 (7501)

**Area Scan (41x41x1):** Interpolated grid: dx=1.500 mm, dy=1.500 mm
Maximum value of SAR (interpolated) = 2.30 W/kg

**Zoom Scan (5x5x7)/Cube 0:** Measurement grid: dx=8mm, dy=8mm, dz=5mm
Reference Value = 6.616 V/m; Power Drift = -0.02 dB
Peak SAR (extrapolated) = 4.38 W/kg
**SAR(1 g) = 1.26 W/kg; SAR(10 g) = 0.514 W/kg**
Smallest distance from peaks to all points 3 dB below = 8.5 mm
Ratio of SAR at M2 to SAR at M1 = 39.4%
Maximum value of SAR (measured) = 2.59 W/kg

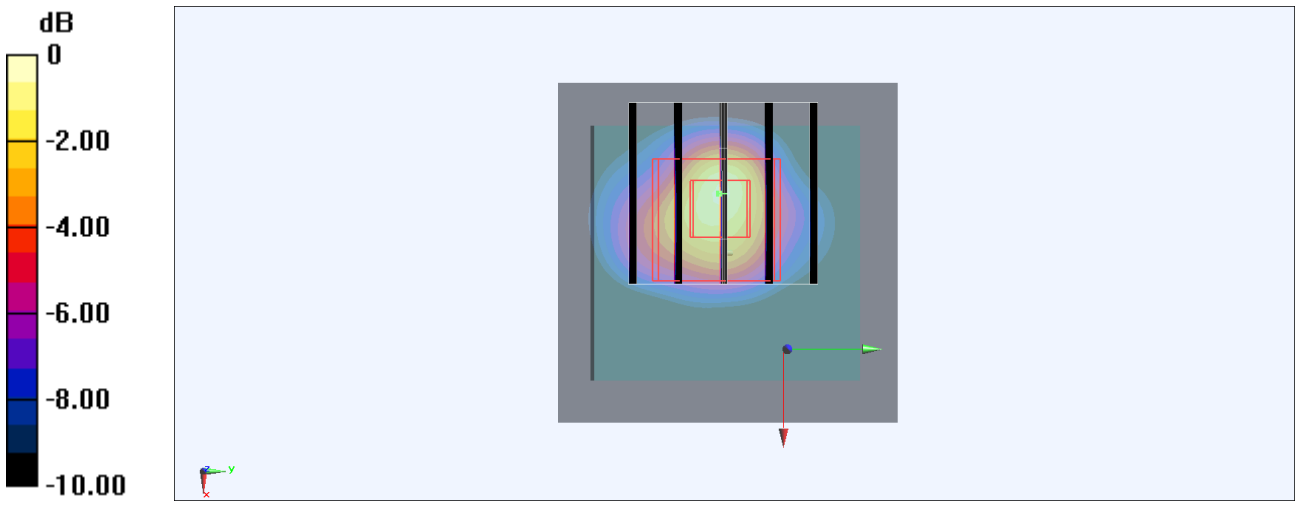


0 dB = 2.59 W/kg = 4.13 dBW/kg

Test Laboratory: Sporton International Inc. SAR/HAC Testing Lab Date: 2025/3/13

## #21_NTN Band 23_15K_BPSK_1_10_Back_0mm_Ch25501

Communication System: UID 10662 - AAB; Frequency: 2000.1 MHz
Medium: HSL_2000_250313 Medium parameters used: f = 2000.1 MHz; $\sigma$ = 1.434 S/m; $\varepsilon_r$ = 39.193; $\rho$ = 1000 kg/m$^3$
Ambient Temperature：23.6 ℃; Liquid Temperature：22.6 ℃

DASY5 Configuration:
- Probe: EX3DV4 - SN7700; ConvF(7.84, 7.54, 7.58) @ 2000.1 MHz; Calibrated: 2025/1/22
- Sensor-Surface: 1.4mm (Mechanical Surface Detection)
- Electronics: DAE4 Sn656; Calibrated: 2025/1/16
- Phantom: SAM_Left; Type: QD000P40CD; Serial: TP:1684
- Measurement SW: DASY52, Version 52.10 (4);SEMCAD X Version 14.6.14 (7501)

**Area Scan (41x41x1):** Interpolated grid: dx=1.500 mm, dy=1.500 mm
Maximum value of SAR (interpolated) = 0.179 W/kg

**Zoom Scan (5x5x7)/Cube 0:** Measurement grid: dx=8mm, dy=8mm, dz=5mm
Reference Value = 2.861 V/m; Power Drift = -0.18 dB
Peak SAR (extrapolated) = 0.189 W/kg
**SAR(1 g) = 0.119 W/kg; SAR(10 g) = 0.073 W/kg**
Smallest distance from peaks to all points 3 dB below = 10.2 mm
Ratio of SAR at M2 to SAR at M1 = 50.3%
Maximum value of SAR (measured) = 0.160 W/kg

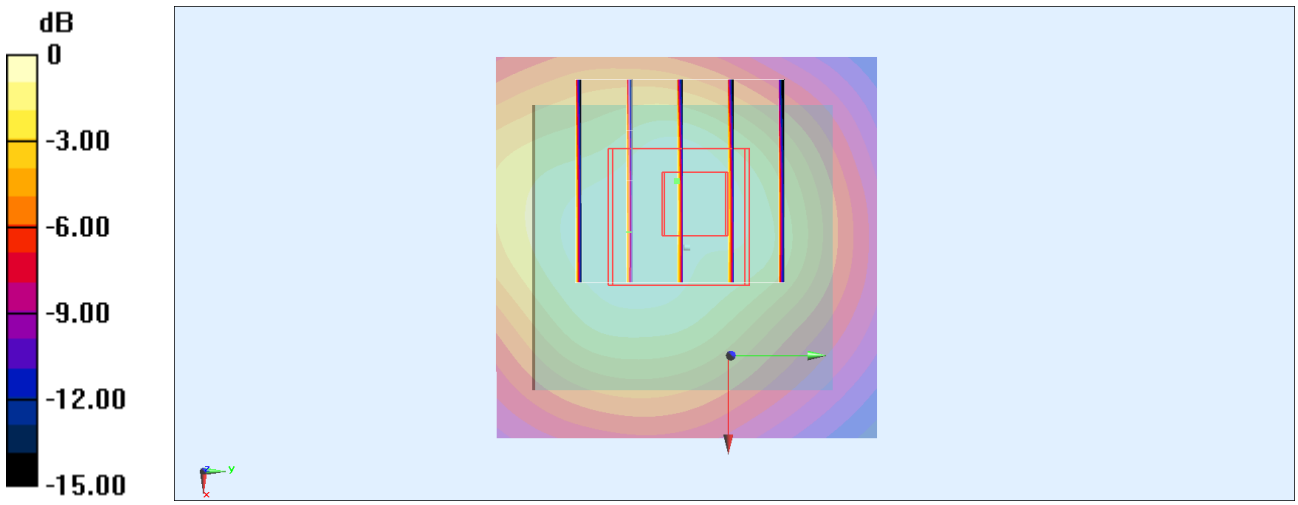


0 dB = 0.160 W/kg = -7.96 dBW/kg

Test Laboratory: Sporton International Inc. SAR/HAC Testing Lab Date: 2025/3/13

## #22_NTN Band 255_15K_BPSK_1_10_Back_0mm_Ch261674

Communication System: UID 10662 - AAB; Frequency: 1643.5 MHz
Medium: HSL_1640_250313 Medium parameters used: f = 1643.5 MHz; σ = 1.294 S/m; $\varepsilon_r$ = 40.168; ρ = 1000 kg/m$^3$
Ambient Temperature：23.6 ℃; Liquid Temperature：22.6 ℃

DASY5 Configuration:
- Probe: EX3DV4 - SN7785; ConvF(6.85, 7.21, 7.06) @ 1643.5 MHz; Calibrated: 2024/11/28
- Sensor-Surface: 1.4mm (Mechanical Surface Detection)
- Electronics: DAE4 Sn1694; Calibrated: 2024/11/19
- Phantom: SAM_Left; Type: QD000P40CD; Serial: TP:1684
- Measurement SW: DASY52, Version 52.10 (4);SEMCAD X Version 14.6.14 (7501)

**Area Scan (41x41x1):** Interpolated grid: dx=1.500 mm, dy=1.500 mm
Maximum value of SAR (interpolated) = 0.153 W/kg

**Zoom Scan (5x5x7)/Cube 0:** Measurement grid: dx=8mm, dy=8mm, dz=5mm
Reference Value = 4.526 V/m; Power Drift = -0.11 dB
Peak SAR (extrapolated) = 0.181 W/kg
**SAR(1 g) = 0.112 W/kg; SAR(10 g) = 0.072 W/kg**
Smallest distance from peaks to all points 3 dB below = 13.8 mm
Ratio of SAR at M2 to SAR at M1 = 75.8%
Maximum value of SAR (measured) = 0.140 W/kg

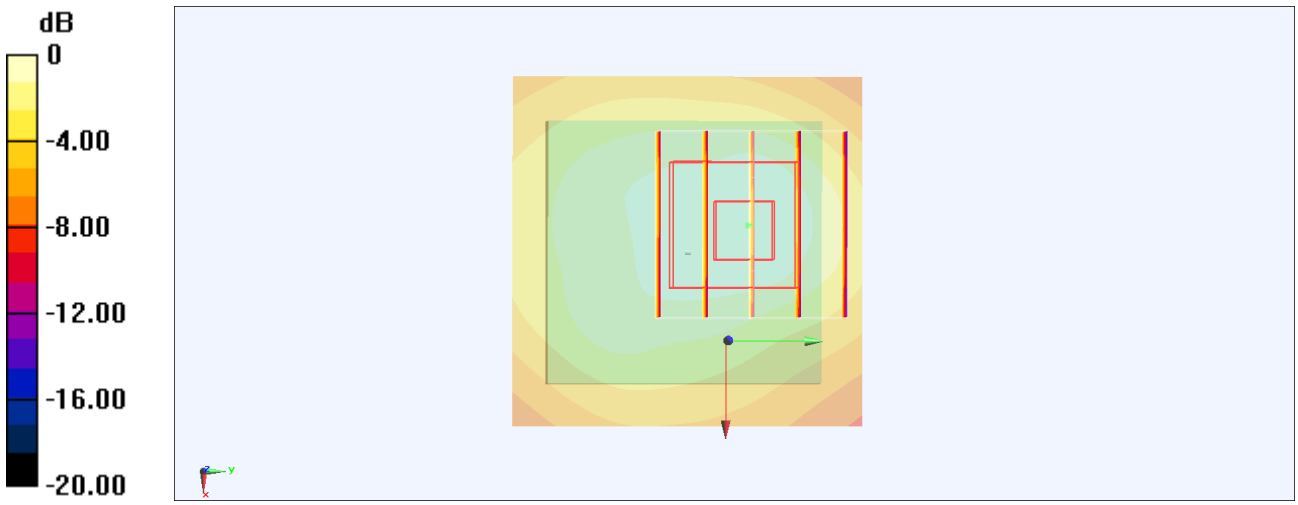


0 dB = 0.140 W/kg = -8.54 dBW/kg

Test Laboratory: Sporton International Inc. SAR/HAC Testing Lab Date: 2025/3/9

## #23_WLAN2.4GHz_802.11b 1Mbps_Back_0mm_Ch11

Communication System: UID 10415 - AAA, IEEE 802.11b WiFi 2.4 GHz; Frequency: 2462 MHz
Medium: HSL_2450_250309 Medium parameters used: f = 2462 MHz; σ = 1.845 S/m; $\varepsilon_r$ = 38.543; ρ = 1000 kg/m$^3$
Ambient Temperature：23.5 ℃; Liquid Temperature：22.5 ℃

DASY5 Configuration:
- Probe: EX3DV4 - SN7791; ConvF(6.56, 7.38, 6.59) @ 2462 MHz; Calibrated: 2025/2/19
- Sensor-Surface: 1.4mm (Mechanical Surface Detection)
- Electronics: DAE4 Sn1776; Calibrated: 2025/2/12
- Phantom: SAM_Left; Type: QD000P40CD; Serial: TP:1684
- Measurement SW: DASY52, Version 52.10 (4);SEMCAD X Version 14.6.14 (7501)

**Area Scan (51x51x1):** Interpolated grid: dx=1.200 mm, dy=1.200 mm
Maximum value of SAR (interpolated) = 0.175 W/kg

**Zoom Scan (7x7x7)/Cube 0:** Measurement grid: dx=5mm, dy=5mm, dz=5mm
Reference Value = 4.982 V/m; Power Drift = -0.01 dB
Peak SAR (extrapolated) = 0.245 W/kg
**SAR(1 g) = 0.111 W/kg; SAR(10 g) = 0.048 W/kg**
Smallest distance from peaks to all points 3 dB below = 8 mm
Ratio of SAR at M2 to SAR at M1 = 49.1%
Maximum value of SAR (measured) = 0.190 W/kg

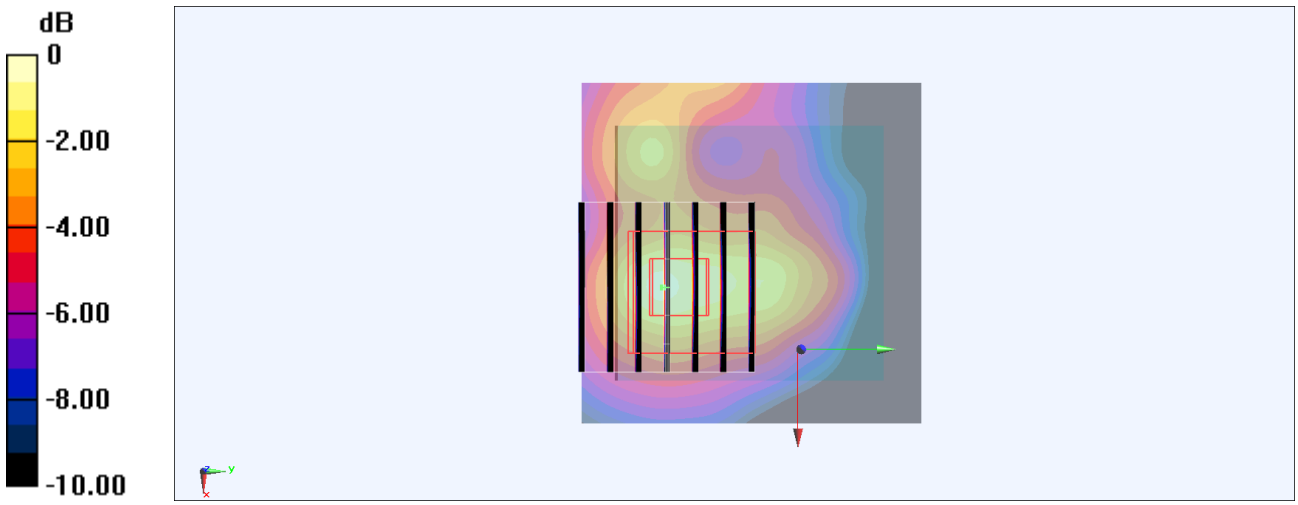


0 dB = 0.190 W/kg = -7.21 dBW/kg

Test Laboratory: Sporton International Inc. SAR/HAC Testing Lab Date: 2025/3/12

## #24_WLAN5GHz_802.11a 6Mbps_Back_0mm_Ch52

Communication System: UID 10583 - AAD, IEEE 802.11a/h WiFi 5 GHz; Frequency: 5260 MHz
Medium: HSL_5G_250312 Medium parameters used: f = 5260 MHz; $\sigma$ = 4.664 S/m; $\varepsilon_r$ = 36.14; $\rho$ = 1000 kg/m$^3$
Ambient Temperature：23.3 ℃; Liquid Temperature：22.3 ℃

DASY5 Configuration:
- Probe: EX3DV4 - SN7814; ConvF(5.59, 5.35, 5.48) @ 5260 MHz; Calibrated: 2024/6/20
- Sensor-Surface: 1.4mm (Mechanical Surface Detection)
- Electronics: DAE4 Sn1647; Calibrated: 2024/10/15
- Phantom: SAM_Left; Type: QD000P40CD; Serial: TP:1684
- Measurement SW: DASY52, Version 52.10 (4);SEMCAD X Version 14.6.14 (7501)

**Area Scan (101x101x1):** Interpolated grid: dx=1.000 mm, dy=1.000 mm
Maximum value of SAR (interpolated) = 0.275 W/kg

**Zoom Scan (7x7x7)/Cube 0:** Measurement grid: dx=4mm, dy=4mm, dz=1.4mm
Reference Value = 1.961 V/m; Power Drift = 0.03 dB
Peak SAR (extrapolated) = 0.986 W/kg
**SAR(1 g) = 0.217 W/kg; SAR(10 g) = 0.051 W/kg**
Smallest distance from peaks to all points 3 dB below = 6.4 mm
Ratio of SAR at M2 to SAR at M1 = 59.3%
Maximum value of SAR (measured) = 0.605 W/kg

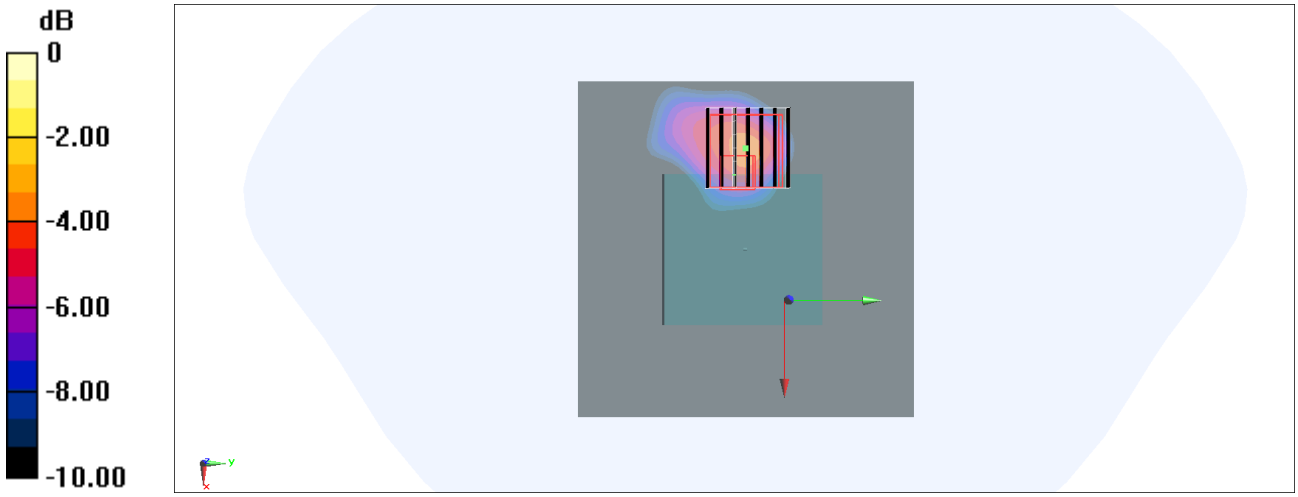


0 dB = 0.605 W/kg = -2.18 dBW/kg

Test Laboratory: Sporton International Inc. SAR/HAC Testing Lab Date: 2025/3/12

## #25_WLAN5GHz_802.11a 6Mbps_Back_0mm_Ch100

Communication System: UID 10583 - AAD, IEEE 802.11a/h WiFi 5 GHz; Frequency: 5500 MHz
Medium: HSL_5G_250312 Medium parameters used: f = 5500 MHz; $\sigma$ = 4.912 S/m; $\varepsilon_r$ = 35.803; $\rho$ = 1000 kg/m$^3$
Ambient Temperature：23.3 ℃; Liquid Temperature：22.3 ℃

DASY5 Configuration:
- Probe: EX3DV4 - SN7814; ConvF(4.97, 4.75, 4.87) @ 5500 MHz; Calibrated: 2024/6/20
- Sensor-Surface: 1.4mm (Mechanical Surface Detection)
- Electronics: DAE4 Sn1647; Calibrated: 2024/10/15
- Phantom: SAM_Left; Type: QD000P40CD; Serial: TP:1684
- Measurement SW: DASY52, Version 52.10 (4);SEMCAD X Version 14.6.14 (7501)

**Area Scan (81x81x1):** Interpolated grid: dx=1.000 mm, dy=1.000 mm
Maximum value of SAR (interpolated) = 0.460 W/kg

**Zoom Scan (7x7x7)/Cube 0:** Measurement grid: dx=4mm, dy=4mm, dz=1.4mm
Reference Value = 0.8440 V/m; Power Drift = -0.09 dB
Peak SAR (extrapolated) = 0.920 W/kg
**SAR(1 g) = 0.198 W/kg; SAR(10 g) = 0.055 W/kg**
Smallest distance from peaks to all points 3 dB below = 6.4 mm
Ratio of SAR at M2 to SAR at M1 = 57.5%
Maximum value of SAR (measured) = 0.548 W/kg

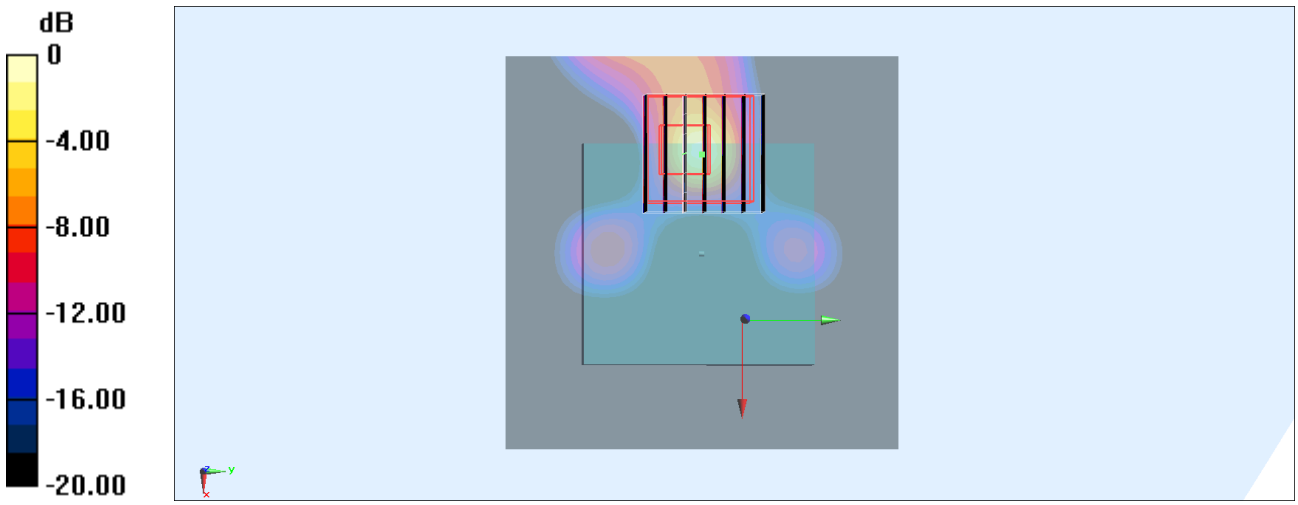


0 dB = 0.548 W/kg = -2.61 dBW/kg

Test Laboratory: Sporton International Inc. SAR/HAC Testing Lab Date: 2025/3/12

## #26_WLAN5GHz_802.11a 6Mbps_Back_0mm_Ch149

Communication System: UID 10583 - AAD, IEEE 802.11a/h WiFi 5 GHz; Frequency: 5745 MHz
Medium: HSL_5G_250312 Medium parameters used: f = 5745 MHz; $\sigma$ = 5.179 S/m; $\varepsilon_r$ = 35.47; $\rho$ = 1000 kg/m$^3$
Ambient Temperature：23.3 ℃; Liquid Temperature：22.3 ℃

DASY5 Configuration:
- Probe: EX3DV4 - SN7439; ConvF(4.73, 4.96, 4.68) @ 5745 MHz; Calibrated: 2024/8/21
- Sensor-Surface: 1.4mm (Mechanical Surface Detection)
- Electronics: DAE4 Sn661; Calibrated: 2024/5/16
- Phantom: SAM_Left; Type: QD000P40CD; Serial: TP:1684
- Measurement SW: DASY52, Version 52.10 (4);SEMCAD X Version 14.6.14 (7501)

**Area Scan (61x61x1):** Interpolated grid: dx=1.000 mm, dy=1.000 mm
Maximum value of SAR (interpolated) = 0.421 W/kg

**Zoom Scan (7x7x7)/Cube 0:** Measurement grid: dx=4mm, dy=4mm, dz=1.4mm
Reference Value = 2.912 V/m; Power Drift = -0.05 dB
Peak SAR (extrapolated) = 0.950 W/kg
**SAR(1 g) = 0.172 W/kg; SAR(10 g) = 0.044 W/kg**
Smallest distance from peaks to all points 3 dB below = 4.9 mm
Ratio of SAR at M2 to SAR at M1 = 53.6%
Maximum value of SAR (measured) = 0.567 W/kg

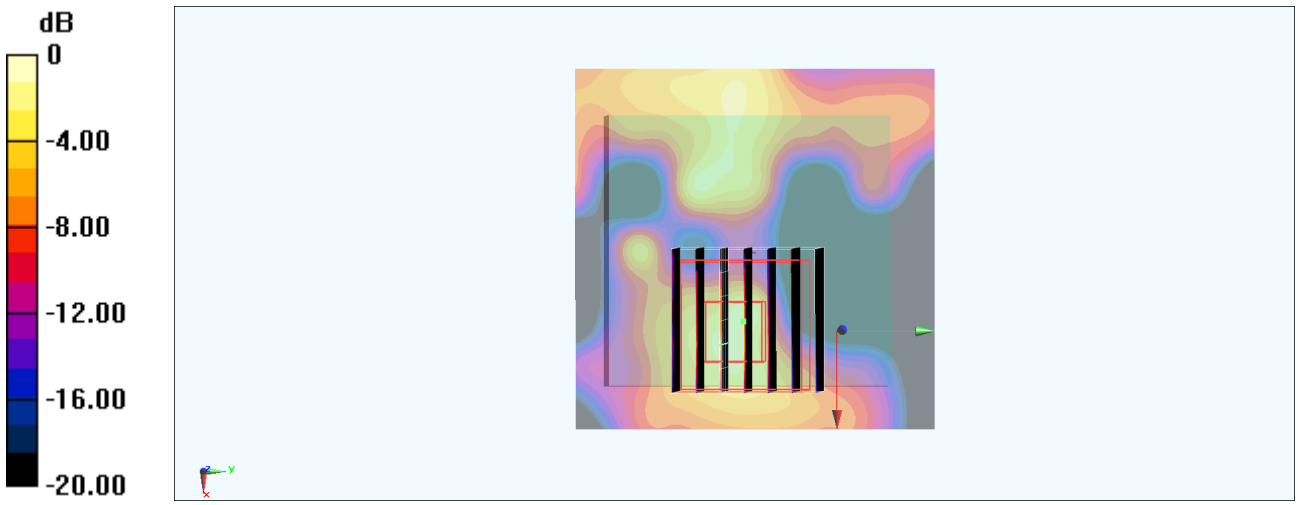


0 dB = 0.567 W/kg = -2.46 dBW/kg

Test Laboratory: Sporton International Inc. SAR/HAC Testing Lab Date: 2025/3/12

## #27_WLAN5GHz_802.11a 6Mbps_Back_0mm_Ch173

Communication System: UID 10583 - AAD, IEEE 802.11a/h WiFi 5 GHz; Frequency: 5865 MHz
Medium: HSL_5G_250312 Medium parameters used: f = 5865 MHz; $\sigma$ = 5.306 S/m; $\varepsilon_r$ = 35.295; $\rho$ = 1000 kg/m$^3$
Ambient Temperature：23.3 ℃; Liquid Temperature：22.3 ℃

DASY5 Configuration:
- Probe: EX3DV4 - SN7439; ConvF(4.73, 4.96, 4.68) @ 5865 MHz; Calibrated: 2024/8/21
- Sensor-Surface: 1.4mm (Mechanical Surface Detection)
- Electronics: DAE4 Sn661; Calibrated: 2024/5/16
- Phantom: SAM_Left; Type: QD000P40CD; Serial: TP:1684
- Measurement SW: DASY52, Version 52.10 (4);SEMCAD X Version 14.6.14 (7501)

**Area Scan (61x61x1):** Interpolated grid: dx=1.000 mm, dy=1.000 mm
Maximum value of SAR (interpolated) = 0.569 W/kg

**Zoom Scan (7x7x7)/Cube 0:** Measurement grid: dx=4mm, dy=4mm, dz=1.4mm
Reference Value = 5.339 V/m; Power Drift = 0.04 dB
Peak SAR (extrapolated) = 1.10 W/kg
**SAR(1 g) = 0.225 W/kg; SAR(10 g) = 0.068 W/kg**
Smallest distance from peaks to all points 3 dB below = 6.4 mm
Ratio of SAR at M2 to SAR at M1 = 53.3%
Maximum value of SAR (measured) = 0.614 W/kg

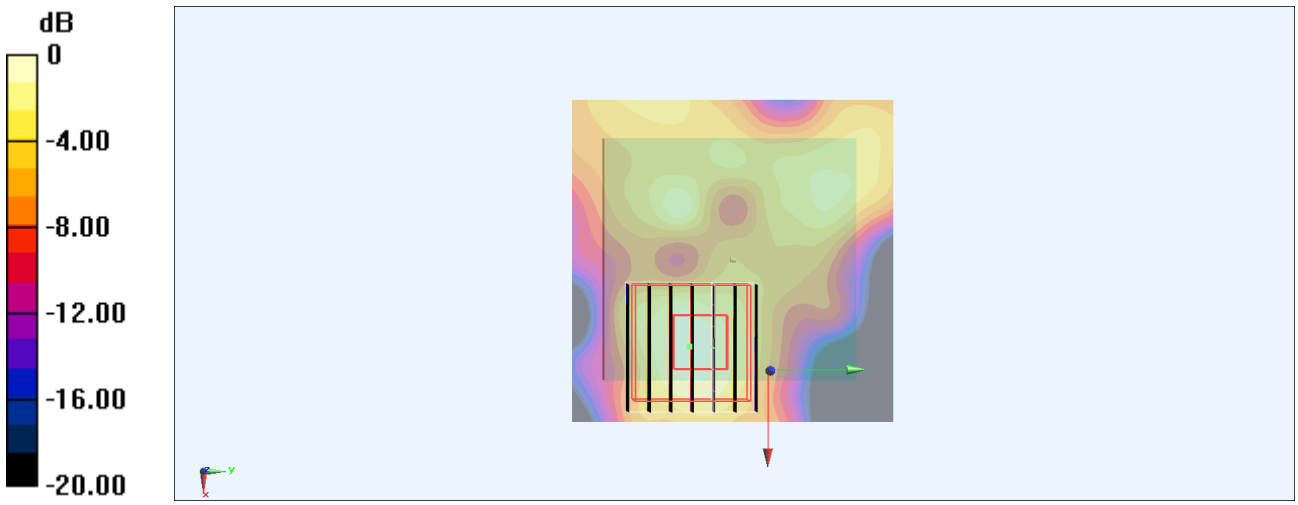


0 dB = 0.614 W/kg = -2.12 dBW/kg

Test Laboratory: Sporton International Inc. SAR/HAC Testing Lab Date: 2025/3/12

## #28_Bluetooth_1Mbps_Back_0mm_Ch0

Communication System: UID 10032 - CAA, IEEE 802.15.1 Bluetooth; Frequency: 2402 MHz
Medium: HSL_2450_250312 Medium parameters used: f = 2402 MHz; $\sigma$ = 1.715 S/m; $\varepsilon_r$ = 39.268; $\rho$ = 1000 kg/m$^3$
Ambient Temperature：23.3 ℃; Liquid Temperature：22.3 ℃

DASY5 Configuration:
- Probe: EX3DV4 - SN7439; ConvF(6.94, 7.28, 6.88) @ 2402 MHz; Calibrated: 2024/8/21
- Sensor-Surface: 1.4mm (Mechanical Surface Detection)
- Electronics: DAE4 Sn661; Calibrated: 2024/5/16
- Phantom: SAM_Left; Type: QD000P40CD; Serial: TP:1684
- Measurement SW: DASY52, Version 52.10 (4);SEMCAD X Version 14.6.14 (7501)

**Area Scan (51x51x1):** Interpolated grid: dx=1.200 mm, dy=1.200 mm
Maximum value of SAR (interpolated) = 0.0496 W/kg

**Zoom Scan (8x8x5)/Cube 0:** Measurement grid: dx=5mm, dy=5mm, dz=5mm
Reference Value = 2.000 V/m; Power Drift = 0.07 dB
Peak SAR (extrapolated) = 0.105 W/kg
**SAR(1 g) = 0.038 W/kg; SAR(10 g) = 0.020 W/kg**
Smallest distance from peaks to all points 3 dB below: Larger than measurement grid (> 17.5 mm)
Ratio of SAR at M2 to SAR at M1 = 49.9%
Maximum value of SAR (measured) = 0.0625 W/kg

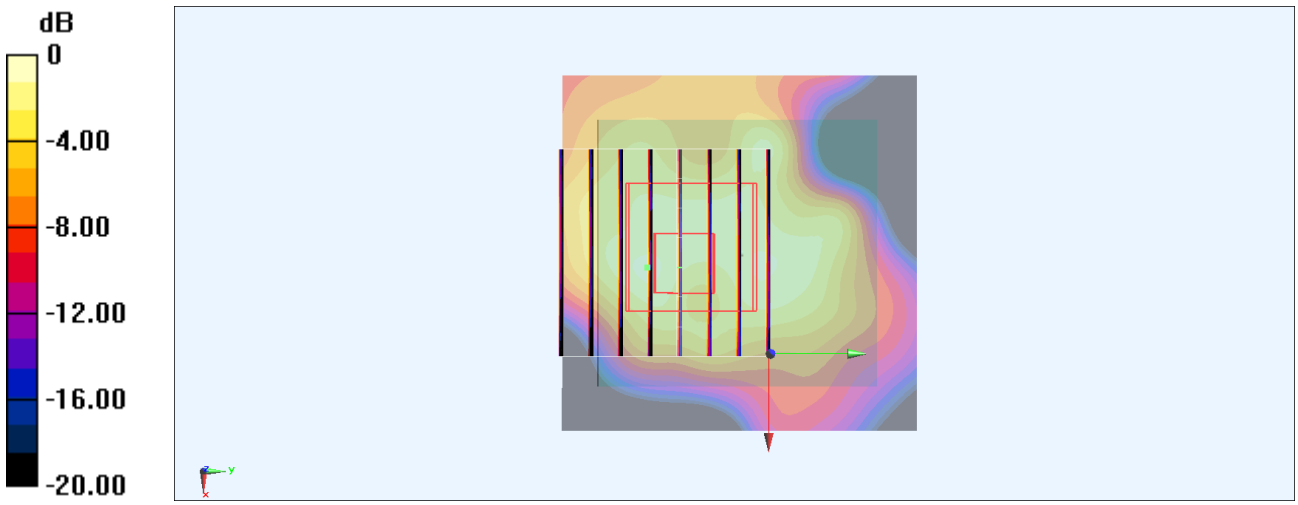


0 dB = 0.0625 W/kg = -12.04 dBW/kg