Mode	47
	Band Edge - L
	U-NII-2C_5.47-5.725_802.11n HT40_CH134_5670MHz
ANT	0

Pol.	Horizontal	Fundamental
Peak	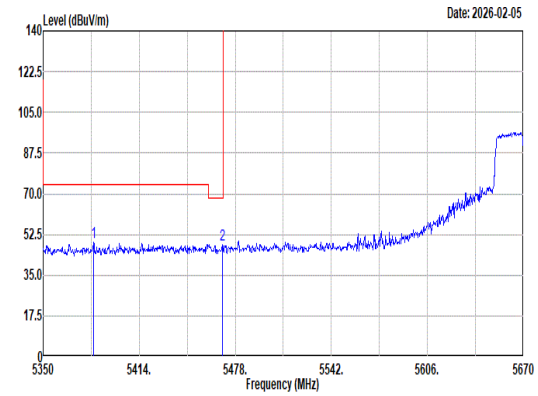 Site : 03CH21-HY Condition: PEAK_BE(UNII)_B3 3m DRH18-E_LE2C03A18EN_250807 HORIZONTAL : RBW:1000.000kHz VBW:3000.000kHz SWT:Auto Freq Level Limit Line Margin Read Level Ant Factor Cable Loss Preamp Factor Aux Factor APos TPos Remark MHz dBuV/m dBuV/m dB dBuV dB/m dB dB dB cm deg 1 5383.60 48.98 74.00 -25.02 37.47 32.23 12.84 34.61 1.05 100 193 Peak 2 5469.36 48.32 68.20 -19.88 36.68 32.44 12.93 34.74 1.01 100 193 Peak	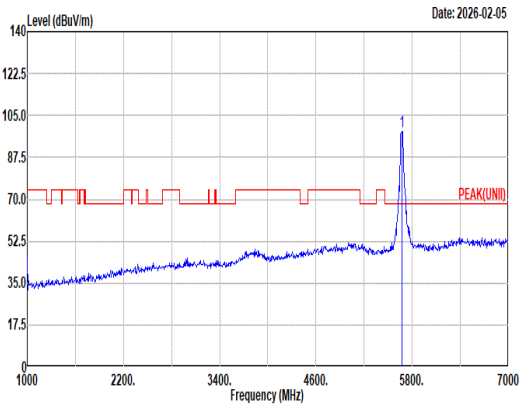 Site : 03CH21-HY Condition: PEAK(UNII) 3m DRH18-E_LE2C03A18EN_250807 HORIZONTAL : RBW:1000.000kHz VBW:3000.000kHz SWT:Auto Freq Level Limit Line Margin Read Level Ant Factor Cable Loss Preamp Factor Aux Factor APos TPos Remark MHz dBuV/m dBuV/m dB dBuV dB/m dB dB dB cm deg 1 5670.00 98.33 ------ ------ 85.87 33.28 13.16 35.00 1.02 100 193 Peak
Avg	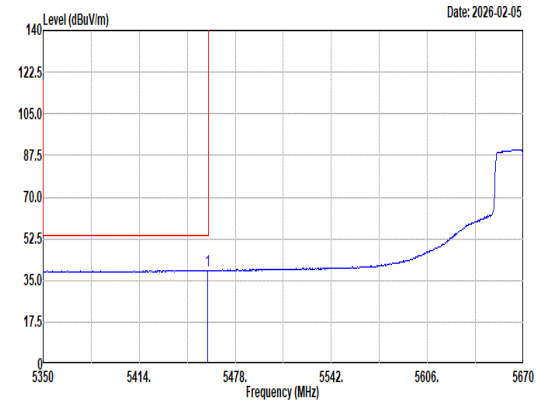 Site : 03CH21-HY Condition: AVG_BE(UNII)_B3 3m DRH18-E_LE2C03A18EN_250807 HORIZONTAL : RBW:1000.000kHz VBW:0.820kHz SWT:Auto Freq Level Limit Line Margin Read Level Ant Factor Cable Loss Preamp Factor Aux Factor APos TPos Remark MHz dBuV/m dBuV/m dB dBuV dB/m dB dB dB cm deg 1 5459.44 39.33 54.00 -14.67 27.69 32.42 12.92 34.72 1.02 100 193 Average	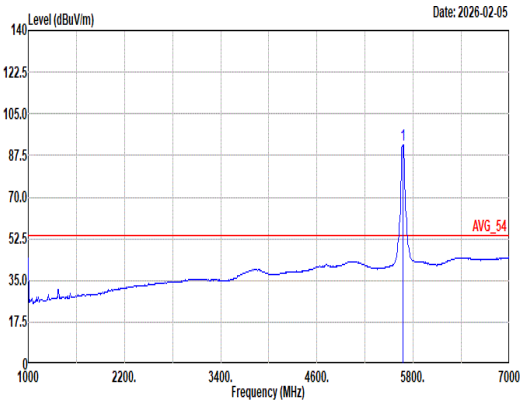 Site : 03CH21-HY Condition: AVG_54 3m DRH18-E_LE2C03A18EN_250807 HORIZONTAL : RBW:1000.000kHz VBW:0.820kHz SWT:Auto Freq Level Limit Line Margin Read Level Ant Factor Cable Loss Preamp Factor Aux Factor APos TPos Remark MHz dBuV/m dBuV/m dB dBuV dB/m dB dB dB cm deg 1 5670.00 91.90 ------ ------ 79.39 33.32 13.17 35.01 1.03 100 193 Average

Mode	47	
	Band Edge - R	
	U-NII-2C_5.47-5.725_802.11n HT40_CH134_5670MHz	
ANT	0	
Pol.	Horizontal	Fundamental
Peak	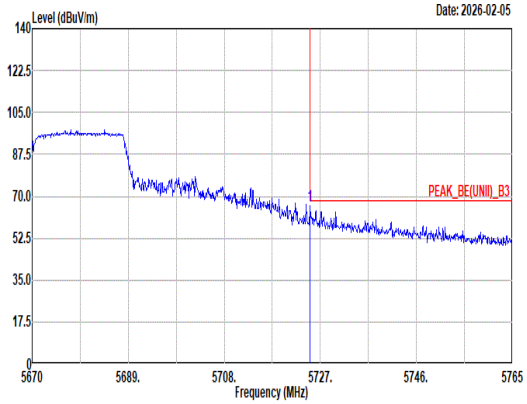 Site : 03CH21-HY Condition: PEAK_BE(UNII)_B3 3m DRH18-E_LE2C03A18EN_250807 HORIZONTAL : RBW:1000.000kHz VBW:3000.000kHz SWT:Auto Freq Level Limit Line Margin Read Level Ant Factor Cable Loss Preamp Factor Aux Factor APos TPos Remark MHz dBuV/m dBuV/m dB dBuV dB/m dB dB dB cm deg 1 5725.01 65.89 68.20 -2.31 53.10 33.55 13.22 35.05 1.07 100 193 Peak	Blank

Mode	47	
	Band Edge - L	
	U-NII-2C_5.47-5.725_802.11n HT40_CH134_5670MHz	
ANT	0	
Pol.	Vertical	Fundamental
Peak	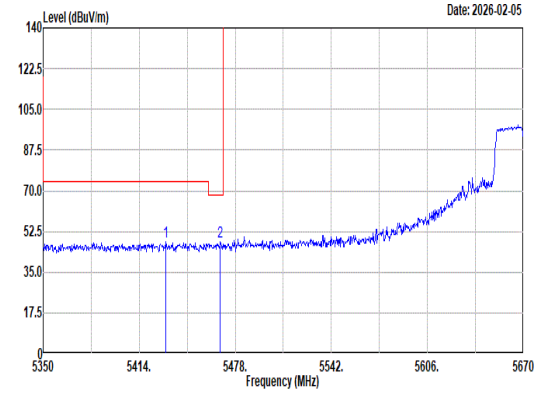 Site : 03CH21-HY Condition: PEAK_BE(UNII)_B3 3m DRH18-E_LE2C03A18EN_250807 VERTICAL : RBW:1000.000kHz VBW:3000.000kHz SWT:Auto Freq Level Limit Line Margin Read Level Ant Factor Cable Loss Preamp Factor Aux Factor APos TPos Remark MHz dBuV/m dBuV/m dB dBuV dB/m dB dB dB cm deg 1 5431.92 47.90 74.00 -26.10 36.32 32.33 12.89 34.68 1.04 300 223 Peak 2 5468.08 48.03 68.20 -20.17 36.37 32.44 12.93 34.73 1.02 300 223 Peak	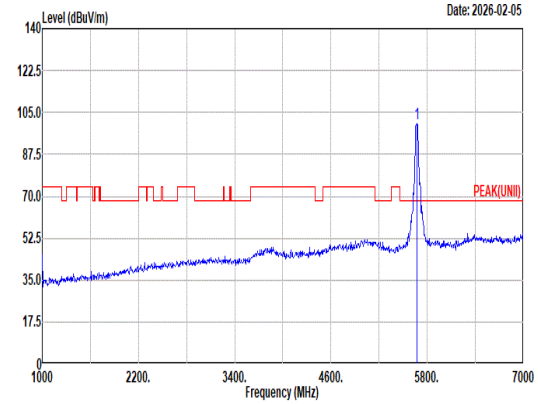 Site : 03CH21-HY Condition: PEAK(UNII) 3m DRH18-E_LE2C03A18EN_250807 VERTICAL : RBW:1000.000kHz VBW:3000.000kHz SWT:Auto Freq Level Limit Line Margin Read Level Ant Factor Cable Loss Preamp Factor Aux Factor APos TPos Remark MHz dBuV/m dBuV/m dB dBuV dB/m dB dB dB cm deg 1 5670.00 100.15 ------ ------ 87.73 33.24 13.15 34.99 1.02 300 223 Peak
Avg	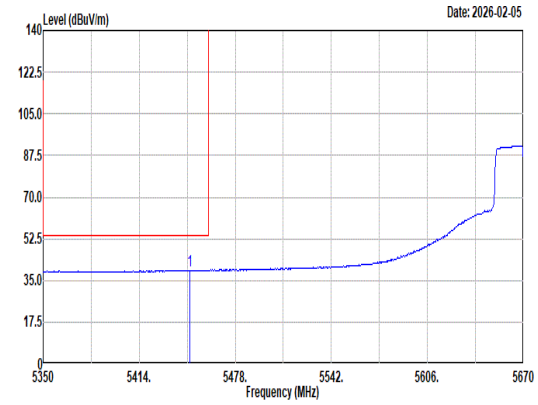 Site : 03CH21-HY Condition: AVG_BE(UNII)_B3 3m DRH18-E_LE2C03A18EN_250807 VERTICAL : RBW:1000.000kHz VBW:0.820kHz SWT:Auto Freq Level Limit Line Margin Read Level Ant Factor Cable Loss Preamp Factor Aux Factor APos TPos Remark MHz dBuV/m dBuV/m dB dBuV dB/m dB dB dB cm deg 1 5447.60 39.35 54.00 -14.65 27.72 32.39 12.91 34.70 1.03 300 223 Average	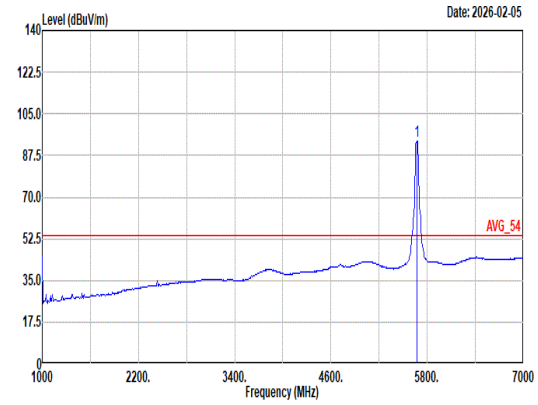 Site : 03CH21-HY Condition: AVG_54 3m DRH18-E_LE2C03A18EN_250807 VERTICAL : RBW:1000.000kHz VBW:0.820kHz SWT:Auto Freq Level Limit Line Margin Read Level Ant Factor Cable Loss Preamp Factor Aux Factor APos TPos Remark MHz dBuV/m dBuV/m dB dBuV dB/m dB dB dB cm deg 1 5670.00 93.38 ------ ------ 80.96 33.24 13.15 34.99 1.02 300 223 Average

Mode	47	
	Band Edge - R	
	U-NII-2C_5.47-5.725_802.11n HT40_CH134_5670MHz	
ANT	0	
Pol.	Vertical	Fundamental
Peak	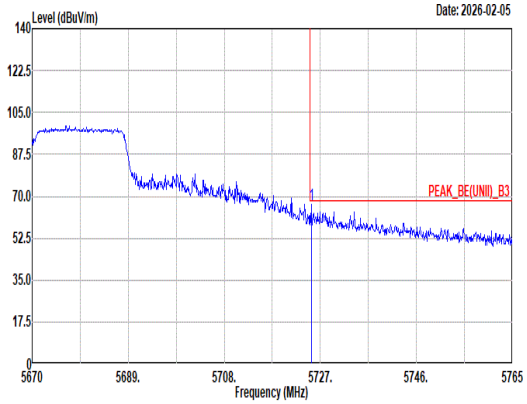 Site : 03CH21-HY Condition: PEAK_BE(UNII)_B3 3m DRH18-E_LE2C03A18EN_250807 VERTICAL : RBW:1000.000kHz VBW:3000.000kHz SWT:Auto Freq Level Limit Line Margin Read Level Ant Factor Cable Loss Preamp Factor Aux Factor APos TPos Remark MHz dBuV/m dBuV/m dB dBuV dB/m dB dB dB cm deg 1 5725.20 66.42 68.20 -1.78 53.63 33.55 13.22 35.05 1.07 300 223 Peak	Blank

Mode	48
	Band Edge - L
	U-NII-2C_5.47-5.725_802.11n HT40_CH142_5710MHz
ANT	0

Pol.	Horizontal	Fundamental
Peak	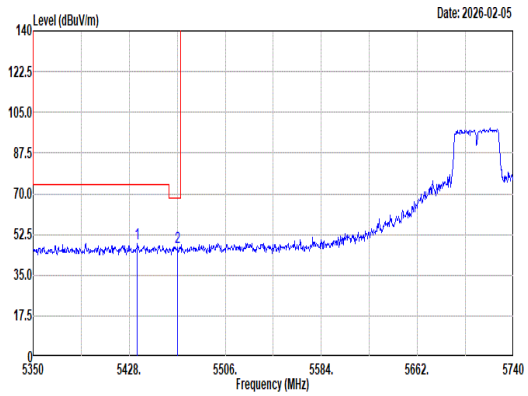 Site : 03CH21-HY Condition: STRADDLES U-NII-1&2A 3m DRH18-E_LE2C03A18EN_250807 HORIZONTAL : RBW:1000.000kHz VBW:3000.000kHz SWT:Auto Freq Level Limit Line Margin Read Level Ant Factor Cable Loss Preamp Factor Aux Factor APos TPos Remark MHz dBuV/m dBuV/m dB dBuV dB/m dB dB dB cm deg 1 5434.63 48.57 74.00 -25.43 36.99 32.34 12.89 34.69 1.04 100 189 Peak 2 5467.39 47.06 68.20 -21.14 35.41 32.43 12.93 34.73 1.02 100 189 Peak	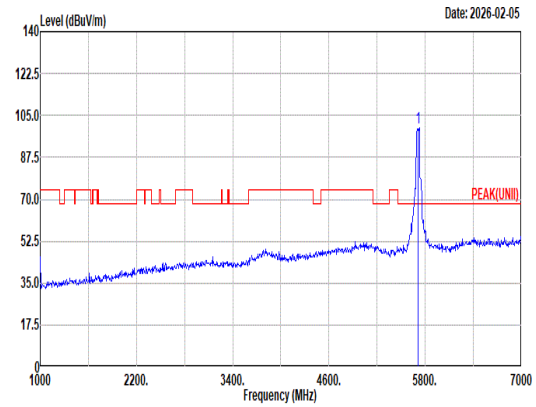 Site : 03CH21-HY Condition: PEAK(UNII) 3m DRH18-E_LE2C03A18EN_250807 HORIZONTAL : RBW:1000.000kHz VBW:3000.000kHz SWT:Auto Freq Level Limit Line Margin Read Level Ant Factor Cable Loss Preamp Factor Aux Factor APos TPos Remark MHz dBuV/m dBuV/m dB dBuV dB/m dB dB dB cm deg 1 5710.00 99.65 ------ ------ 86.84 33.57 13.22 35.06 1.08 100 189 Peak
Avg	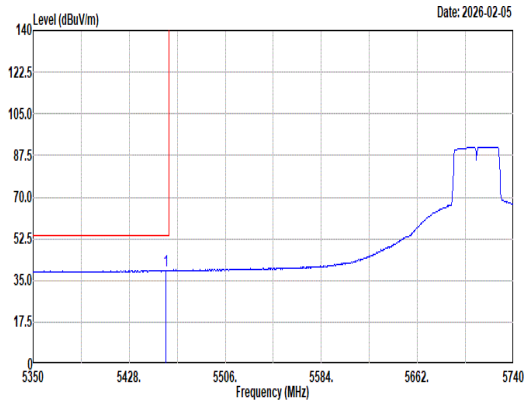 Site : 03CH21-HY Condition: U-NII-1&2A AVERAGE 3m DRH18-E_LE2C03A18EN_250807 HORIZONTAL : RBW:1000.000kHz VBW:0.820kHz SWT:Auto Freq Level Limit Line Margin Read Level Ant Factor Cable Loss Preamp Factor Aux Factor APos TPos Remark MHz dBuV/m dBuV/m dB dBuV dB/m dB dB dB cm deg 1 5457.64 39.19 54.00 -14.81 27.55 32.42 12.92 34.72 1.02 100 189 Average	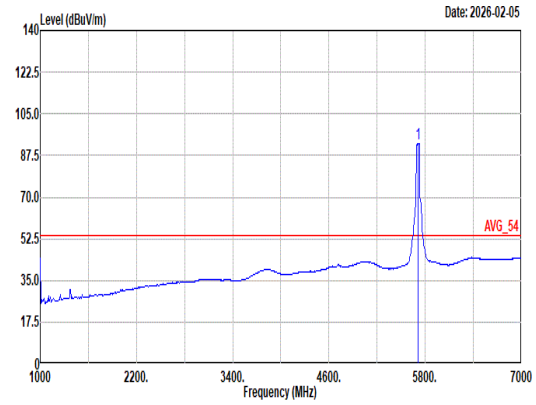 Site : 03CH21-HY Condition: AVG_54 3m DRH18-E_LE2C03A18EN_250807 HORIZONTAL : RBW:1000.000kHz VBW:0.820kHz SWT:Auto Freq Level Limit Line Margin Read Level Ant Factor Cable Loss Preamp Factor Aux Factor APos TPos Remark MHz dBuV/m dBuV/m dB dBuV dB/m dB dB dB cm deg 1 5710.00 92.71 ------ ------ 79.95 33.53 13.21 35.05 1.07 100 189 Average

Mode	48	
	Band Edge - R	
	U-NII-2C_5.47-5.725_802.11n HT40_CH142_5710MHz	
ANT	0	
Pol.	Horizontal	Fundamental
Peak	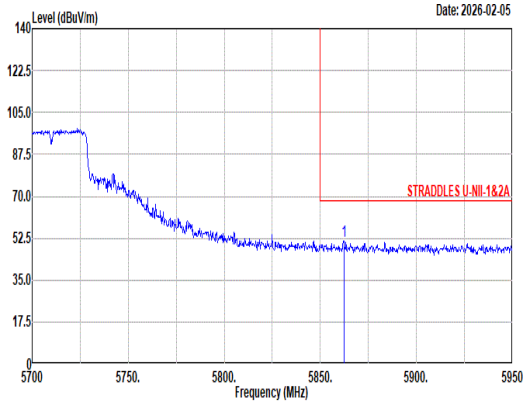 Site : 03CH21-HY Condition: STRADDLES U-NII-1&2A 3m DRH18-E_LE2C03A18EN_250807 HORIZONTAL : RBW:1000.000kHz VBW:3000.000kHz SWT:Auto Freq / Level / Limit Line / Margin / Read Level / Ant Factor / Cable Loss / Preamp Factor / Aux Factor / APos / TPos / Remark MHz / dBuV/m / dBuV/m / dB / dBuV / dB/m / dB / dB / dB / cm / deg 1 5862.25 51.11 68.20 -17.09 38.18 33.70 13.38 35.22 1.07 100 189 Peak	Blank

Mode	48	
	Band Edge - L	
	U-NII-2C_5.47-5.725_802.11n HT40_CH142_5710MHz	
ANT	0	
Pol.	Vertical	Fundamental
Peak	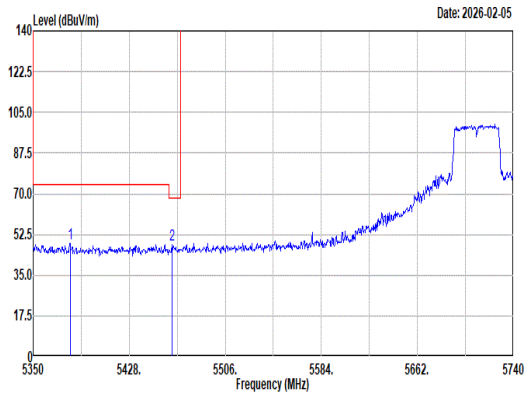 Site : 03CH21-HY Condition: STRADDLES U-NII-1&2A 3m DRH18-E_LE2C03A18EN_250807 VERTICAL : RBW:1000.000kHz VBW:3000.000kHz SWT:Auto Freq Level Limit Line Margin Read Level Ant Factor Cable Loss Preamp Factor Aux Factor APos TPos Remark MHz dBuV/m dBuV/m dB dBuV dB/m dB dB dB cm deg 1 5380.03 48.59 74.00 -25.41 37.07 32.24 12.84 34.61 1.05 108 234 Peak 2 5462.71 47.87 68.20 -20.33 36.23 32.43 12.92 34.73 1.02 108 234 Peak	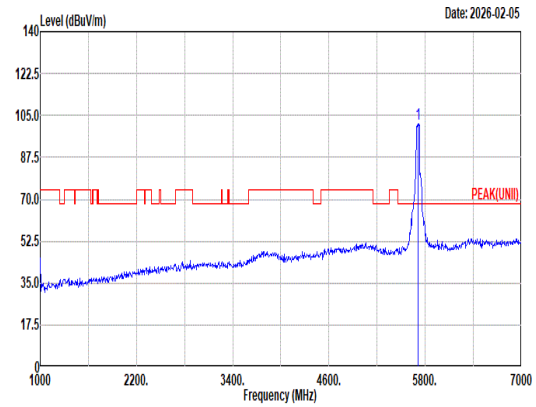 Site : 03CH21-HY Condition: PEAK(UNII) 3m DRH18-E_LE2C03A18EN_250807 VERTICAL : RBW:1000.000kHz VBW:3000.000kHz SWT:Auto Freq Level Limit Line Margin Read Level Ant Factor Cable Loss Preamp Factor Aux Factor APos TPos Remark MHz dBuV/m dBuV/m dB dBuV dB/m dB dB dB cm deg 1 5710.00 101.44 ------ ------ 88.68 33.53 13.21 35.05 1.07 108 234 Peak
Avg	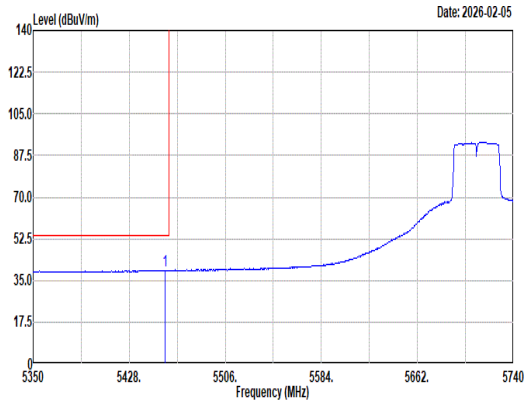 Site : 03CH21-HY Condition: U-NII-1&2A AVERAGE 3m DRH18-E_LE2C03A18EN_250807 VERTICAL : RBW:1000.000kHz VBW:0.820kHz SWT:Auto Freq Level Limit Line Margin Read Level Ant Factor Cable Loss Preamp Factor Aux Factor APos TPos Remark MHz dBuV/m dBuV/m dB dBuV dB/m dB dB dB cm deg 1 5457.25 39.27 54.00 -14.73 27.64 32.41 12.92 34.72 1.02 108 234 Average	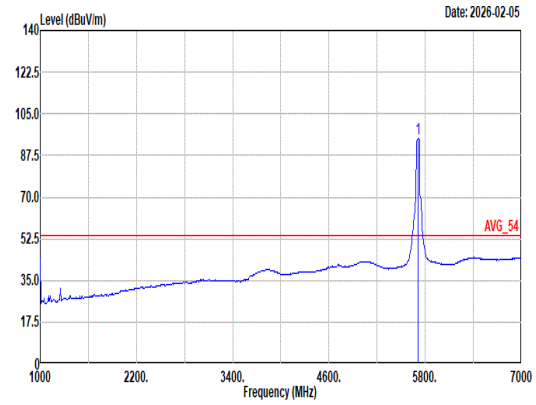 Site : 03CH21-HY Condition: AVG_54 3m DRH18-E_LE2C03A18EN_250807 VERTICAL : RBW:1000.000kHz VBW:0.820kHz SWT:Auto Freq Level Limit Line Margin Read Level Ant Factor Cable Loss Preamp Factor Aux Factor APos TPos Remark MHz dBuV/m dBuV/m dB dBuV dB/m dB dB dB cm deg 1 5710.00 94.64 ------ ------ 81.92 33.50 13.20 35.04 1.06 108 234 Average

Mode	48	
	Band Edge - R	
	U-NII-2C_5.47-5.725_802.11n HT40_CH142_5710MHz	
ANT	0	
Pol.	Vertical	Fundamental
Peak	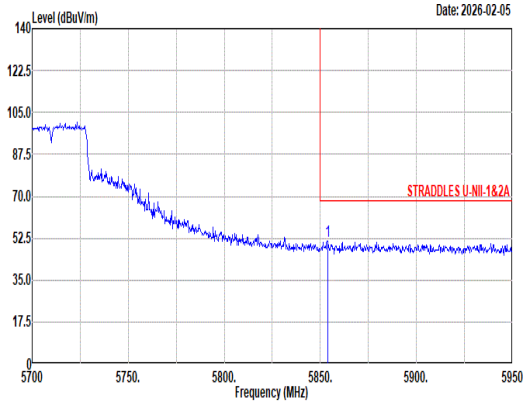 Site : 03CH21-HY Condition: STRADDLES U-NII-1&2A 3m DRH18-E_LE2C03A18EN_250807 VERTICAL : RBW:1000.000kHz VBW:3000.000kHz SWT:Auto Limit Read Ant Cable Preamp Aux APos TPos Freq Level Line Margin Level Factor Loss Factor Factor Remark MHz dBuV/m dBuV/m dB dBuV dB/m dB dB dB cm deg 1 5853.75 51.16 68.20 -17.04 38.22 33.70 13.37 35.21 1.08 108 234 Peak	Blank

Mode	49
	Band Edge - L
	U-NII-2C_5.47-5.725_802.11ac VHT80_CH106_5530MHz
ANT	0

Pol.	Horizontal	Fundamental
Peak	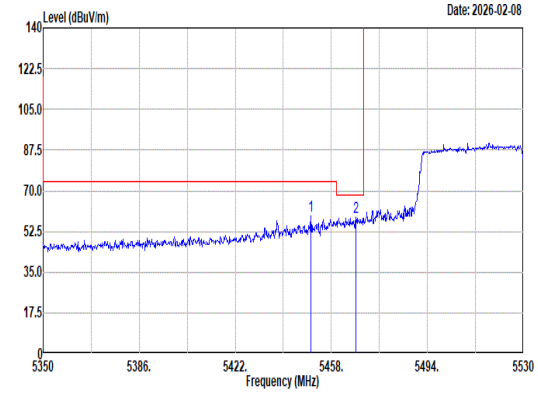 Site : 03CH21-HY Condition: PEAK_BE(UNII)_B3 3m DRH18-E_LE2C03A18EN_250807 HORIZONTAL : RBW:1000.000kHz VBW:3000.000kHz SWT:Auto Freq Level Limit Line Margin Read Level Ant Factor Cable Loss Preamp Factor Aux Factor APos TPos Remark MHz dBuV/m dBuV/m dB dBuV dB/m dB dB dB cm deg 1 5450.44 58.93 74.00 -15.07 47.30 32.40 12.91 34.71 1.03 100 190 Peak 2 5467.18 58.42 68.20 -9.78 46.77 32.43 12.93 34.73 1.02 100 190 Peak	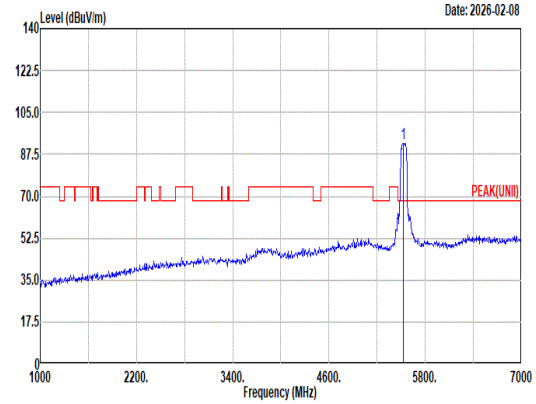 Site : 03CH21-HY Condition: PEAK(UNII) 3m DRH18-E_LE2C03A18EN_250807 HORIZONTAL : RBW:1000.000kHz VBW:3000.000kHz SWT:Auto Freq Level Limit Line Margin Read Level Ant Factor Cable Loss Preamp Factor Aux Factor APos TPos Remark MHz dBuV/m dBuV/m dB dBuV dB/m dB dB dB cm deg 1 5530.00 92.17 ------ ------ 80.38 32.64 13.00 34.82 0.97 100 190 Peak
Avg	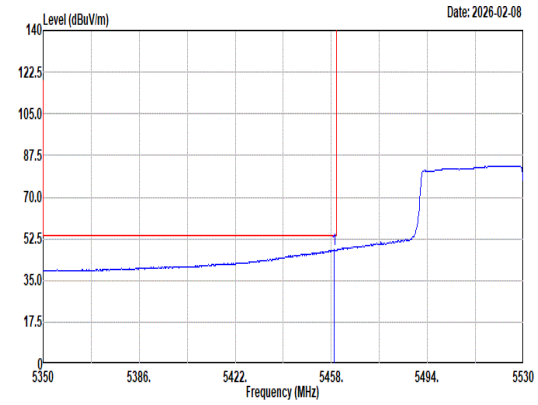 Site : 03CH21-HY Condition: AVG_BE(UNII)_B3 3m DRH18-E_LE2C03A18EN_250807 HORIZONTAL : RBW:1000.000kHz VBW:0.910kHz SWT:Auto Freq Level Limit Line Margin Read Level Ant Factor Cable Loss Preamp Factor Aux Factor APos TPos Remark MHz dBuV/m dBuV/m dB dBuV dB/m dB dB dB cm deg 1 5459.08 47.84 54.00 -6.16 36.20 32.42 12.92 34.72 1.02 100 190 Average	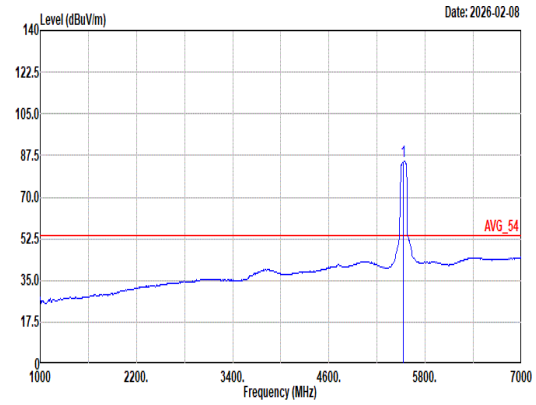 Site : 03CH21-HY Condition: AVG_54 3m DRH18-E_LE2C03A18EN_250807 HORIZONTAL : RBW:1000.000kHz VBW:0.910kHz SWT:Auto Freq Level Limit Line Margin Read Level Ant Factor Cable Loss Preamp Factor Aux Factor APos TPos Remark MHz dBuV/m dBuV/m dB dBuV dB/m dB dB dB cm deg 1 5530.00 85.21 ------ ------ 73.40 32.67 13.00 34.83 0.97 100 190 Average

Mode	49	
	Band Edge - R	
	U-NII-2C_5.47-5.725_802.11ac VHT80_CH106_5530MHz	
ANT	0	
Pol.	Horizontal	Fundamental
Peak	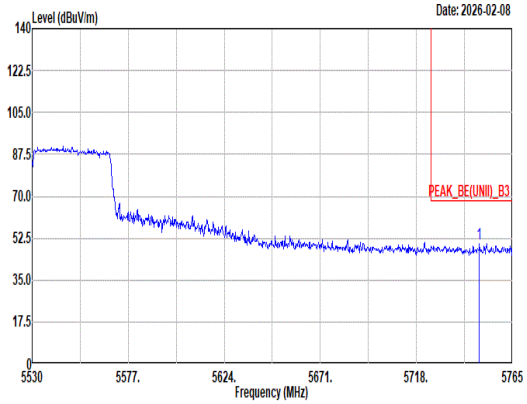 Site : 03CH21-HY Condition: PEAK_BE(UNII)_B3 3m DRH18-E_LE2C03A18EN_250807 HORIZONTAL : RBW:1000.000kHz VBW:3000.000kHz SWT:Auto Freq Level Limit Line Margin Read Level Ant Factor Cable Loss Preamp Factor Aux Factor APos TPos Remark MHz dBuV/m dBuV/m dB dBuV dB/m dB dB dB cm deg 1 5748.79 49.95 68.20 -18.25 36.99 33.69 13.25 35.08 1.10 100 190 Peak	Blank

Mode	49	
	Band Edge - L	
	U-NII-2C_5.47-5.725_802.11ac VHT80_CH106_5530MHz	
ANT	0	
Pol.	Vertical	Fundamental
Peak	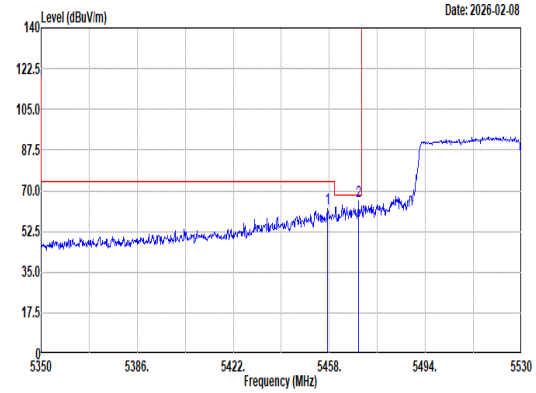 Site : 03CH21-HY Condition: PEAK_BE(UNII)_B3 3m DRH18-E_LE2C03A18EN_250807 VERTICAL : RBW:1000.000kHz VBW:3000.000kHz SWT:Auto Freq Level Limit Line Margin Read Level Ant Factor Cable Loss Preamp Factor Aux Factor APos TPos Remark MHz dBuV/m dBuV/m dB dBuV dB/m dB dB dB cm deg 1 5457.28 62.53 74.00 -11.47 50.90 32.41 12.92 34.72 1.02 300 224 Peak 2 5468.98 65.37 68.20 -2.83 53.72 32.44 12.93 34.74 1.02 300 224 Peak	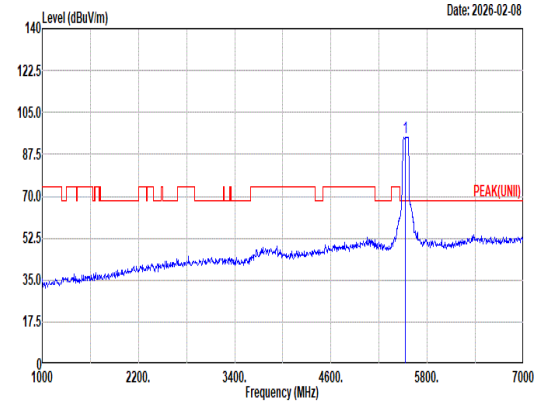 Site : 03CH21-HY Condition: PEAK(UNII) 3m DRH18-E_LE2C03A18EN_250807 VERTICAL : RBW:1000.000kHz VBW:3000.000kHz SWT:Auto Freq Level Limit Line Margin Read Level Ant Factor Cable Loss Preamp Factor Aux Factor APos TPos Remark MHz dBuV/m dBuV/m dB dBuV dB/m dB dB dB cm deg 1 5530.00 94.77 ------ ------ 82.96 32.67 13.00 34.83 0.97 300 224 Peak
Avg	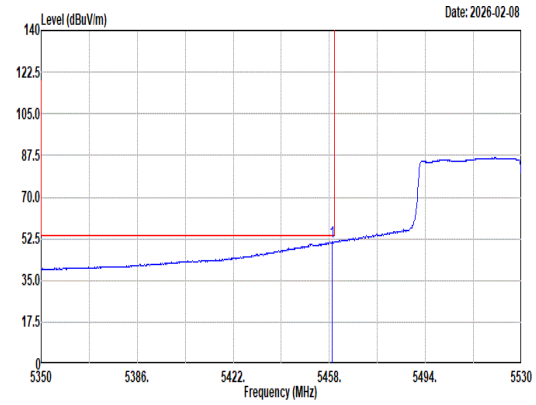 Site : 03CH21-HY Condition: AVG_BE(UNII)_B3 3m DRH18-E_LE2C03A18EN_250807 VERTICAL : RBW:1000.000kHz VBW:0.910kHz SWT:Auto Freq Level Limit Line Margin Read Level Ant Factor Cable Loss Preamp Factor Aux Factor APos TPos Remark MHz dBuV/m dBuV/m dB dBuV dB/m dB dB dB cm deg 1 5459.08 51.21 54.00 -2.79 39.57 32.42 12.92 34.72 1.02 300 224 Average	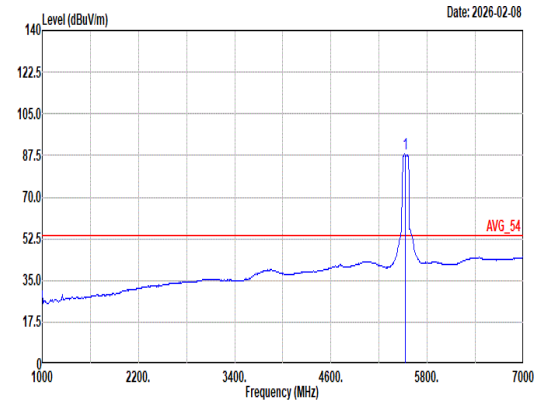 Site : 03CH21-HY Condition: AVG_54 3m DRH18-E_LE2C03A18EN_250807 VERTICAL : RBW:1000.000kHz VBW:0.910kHz SWT:Auto Freq Level Limit Line Margin Read Level Ant Factor Cable Loss Preamp Factor Aux Factor APos TPos Remark MHz dBuV/m dBuV/m dB dBuV dB/m dB dB dB cm deg 1 5530.00 87.98 ------ ------ 76.25 32.57 12.98 34.80 0.98 300 224 Average

Mode	49	
	Band Edge - R	
	U-NII-2C_5.47-5.725_802.11ac VHT80_CH106_5530MHz	
ANT	0	
Pol.	Vertical	Fundamental
Peak	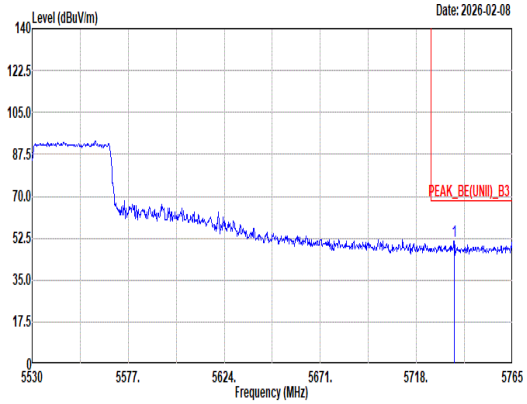 Site : 03CH21-HY Condition: PEAK_BE(UNII)_B3 3m DRH18-E_LE2C03A18EN_250807 VERTICAL : RBW:1000.000kHz VBW:3000.000kHz SWT:Auto Freq Level Limit Line Margin Read Level Ant Factor Cable Loss Preamp Factor Aux Factor APos TPos Remark MHz dBuV/m dBuV/m dB dBuV dB/m dB dB dB cm deg 1 5736.57 51.06 68.20 -17.14 38.19 33.62 13.23 35.07 1.09 300 224 Peak	Blank

Mode	49	
	Harmonic	
	U-NII-2C_5.47-5.725_802.11ac VHT80_CH106_5530MHz	
ANT	0	
Pol.	Horizontal	Vertical
Peak Avg	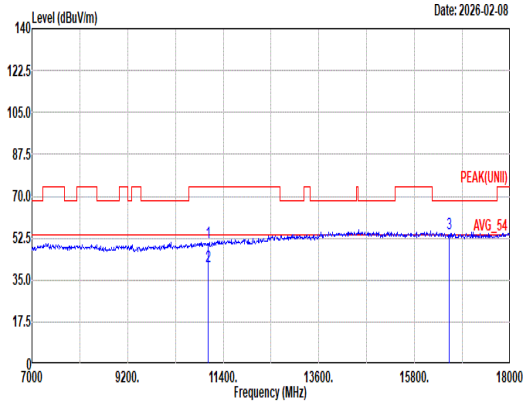 Site : 03CH21-HY Condition: PEAK(UNII) 3m DRH18-E_LE2C03A18EN_250807 HORIZONTAL Freq Level Limit Line Margin Read Level Ant Factor Cable Loss Preamp Factor Aux Factor APos TPos Remark MHz dBuV/m dBuV/m dB dBuV dB/m dB dB dB cm deg 1 11060.00 50.80 74.00 -23.20 32.78 37.84 18.62 40.34 1.90 -- -- Peak 2 11060.00 40.87 54.00 -13.13 22.85 37.84 18.62 40.34 1.90 -- -- Average 3 16590.00 54.47 68.20 -13.73 35.59 40.28 23.22 46.87 2.25 -- -- Peak	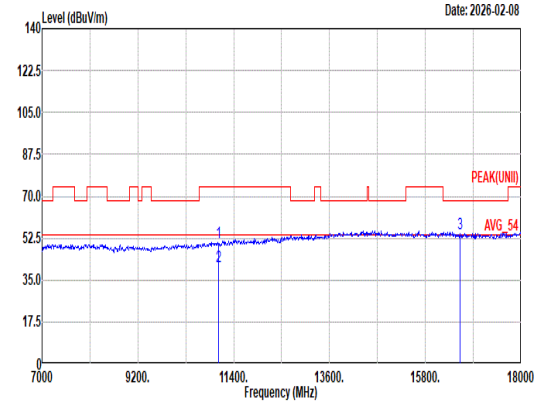 Site : 03CH21-HY Condition: PEAK(UNII) 3m DRH18-E_LE2C03A18EN_250807 VERTICAL Freq Level Limit Line Margin Read Level Ant Factor Cable Loss Preamp Factor Aux Factor APos TPos Remark MHz dBuV/m dBuV/m dB dBuV dB/m dB dB dB cm deg 1 11060.00 50.53 74.00 -23.47 32.51 37.84 18.62 40.34 1.90 -- -- Peak 2 11060.00 40.84 54.00 -13.16 22.82 37.84 18.62 40.34 1.90 -- -- Average 3 16590.00 54.38 68.20 -13.82 35.50 40.28 23.22 46.87 2.25 -- -- Peak

Mode	49	
	Harmonic	
	U-NII-2C_5.47-5.725_802.11ac VHT80_CH106_5530MHz	
ANT	0	
Pol.	Horizontal	Vertical
10.6G ~18G Avg	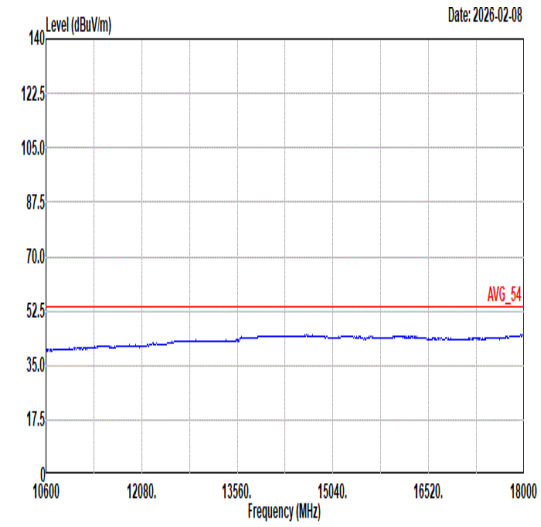 Site : 03CH21-HY Condition: AVG_54 3m DRH18-E_LE2C03A18EN_250807 HORIZONTAL	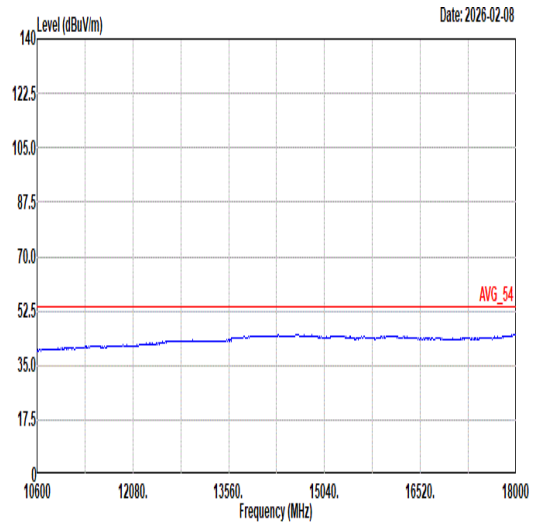 Site : 03CH21-HY Condition: AVG_54 3m DRH18-E_LE2C03A18EN_250807 VERTICAL

Mode	50
	Band Edge - L
	U-NII-2C_5.47-5.725_802.11ac VHT80_CH138_5690MHz
ANT	0

Pol.	Horizontal	Fundamental
Peak	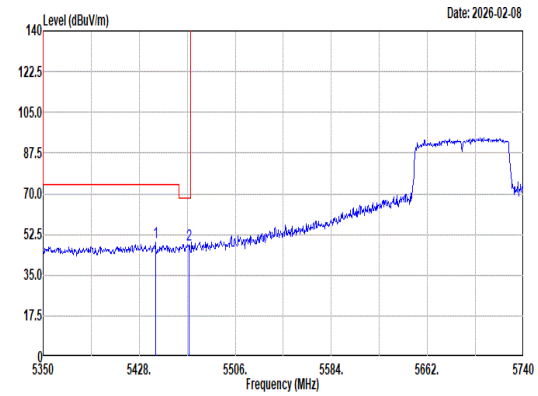 Site : 03CH21-HY Condition: STRADDLES U-NII-1&2A 3m DRH18-E_LE2C03A18EN_250807 HORIZONTAL : RBW:1000.000kHz VBW:3000.000kHz SWT:Auto Freq Level Limit Line Margin Read Level Ant Factor Cable Loss Preamp Factor Aux Factor APos TPos Remark MHz dBuV/m dBuV/m dB dBuV dB/m dB dB dB cm deg 1 5441.26 48.99 74.00 -25.01 37.39 32.37 12.90 34.70 1.03 106 186 Peak 2 5468.56 48.28 68.20 -19.92 36.62 32.44 12.93 34.73 1.02 106 186 Peak	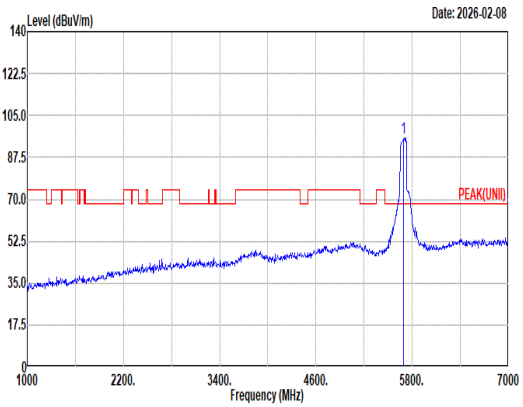 Site : 03CH21-HY Condition: PEAK(UNII) 3m DRH18-E_LE2C03A18EN_250807 HORIZONTAL : RBW:1000.000kHz VBW:3000.000kHz SWT:Auto Freq Level Limit Line Margin Read Level Ant Factor Cable Loss Preamp Factor Aux Factor APos TPos Remark MHz dBuV/m dBuV/m dB dBuV dB/m dB dB dB cm deg 1 5690.00 95.75 ------ ------ 83.03 33.50 13.20 35.04 1.06 106 186 Peak
Avg	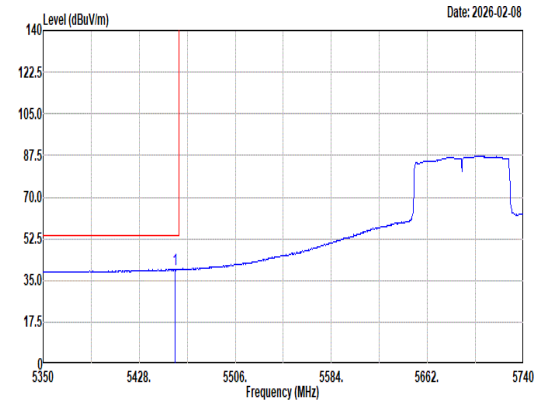 Site : 03CH21-HY Condition: U-NII-1&2A AVERAGE 3m DRH18-E_LE2C03A18EN_250807 HORIZONTAL : RBW:1000.000kHz VBW:0.910kHz SWT:Auto Freq Level Limit Line Margin Read Level Ant Factor Cable Loss Preamp Factor Aux Factor APos TPos Remark MHz dBuV/m dBuV/m dB dBuV dB/m dB dB dB cm deg 1 5457.25 39.80 54.00 -14.20 28.17 32.41 12.92 34.72 1.02 106 186 Average	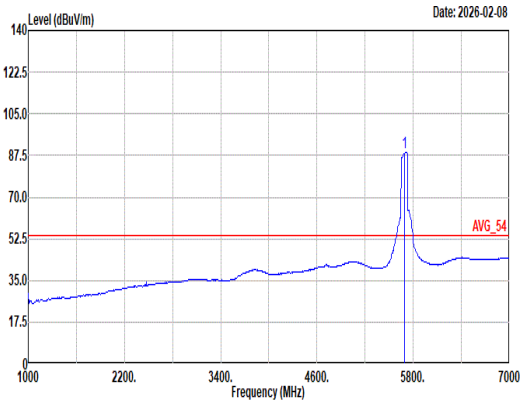 Site : 03CH21-HY Condition: AVG_54 3m DRH18-E_LE2C03A18EN_250807 HORIZONTAL : RBW:1000.000kHz VBW:0.910kHz SWT:Auto Freq Level Limit Line Margin Read Level Ant Factor Cable Loss Preamp Factor Aux Factor APos TPos Remark MHz dBuV/m dBuV/m dB dBuV dB/m dB dB dB cm deg 1 5690.00 88.92 ------ ------ 76.29 33.42 13.19 35.03 1.05 106 186 Average

Mode	50	
	Band Edge - R	
	U-NII-2C_5.47-5.725_802.11ac VHT80_CH138_5690MHz	
ANT	0	
Pol.	Horizontal	Fundamental
Peak	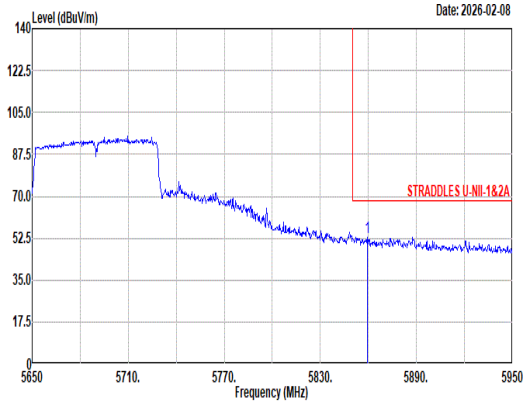 Site : 03CH21-HY Condition: STRADDLES U-NII-1&2A 3m DRH18-E_LE2C03A18EN_250807 HORIZONTAL : RBW:1000.000kHz VBW:3000.000kHz SWT:Auto Freq Level Limit Line Margin Read Level Ant Factor Cable Loss Preamp Factor Aux Factor APos TPos Remark MHz dBuV/m dBuV/m dB dBuV dB/m dB dB dB cm deg 1 5859.40 52.63 68.20 -15.57 39.70 33.70 13.38 35.22 1.07 106 186 Peak	Blank

Mode	50	
	Band Edge - L	
	U-NII-2C_5.47-5.725_802.11ac VHT80_CH138_5690MHz	
ANT	0	
Pol.	Vertical	Fundamental
Peak	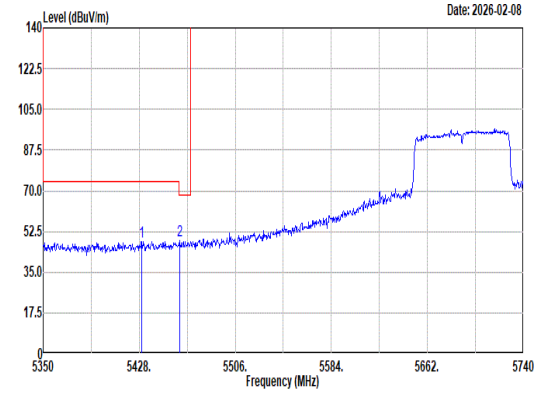 Site : 03CH21-HY Condition: STRADDLES U-NII-1&2A 3m DRH18-E_LE2C03A18EN_250807 VERTICAL : RBW:1000.000kHz VBW:3000.000kHz SWT:Auto Freq Level Limit Line Margin Read Level Ant Factor Cable Loss Preamp Factor Aux Factor APos TPos Remark MHz dBuV/m dBuV/m dB dBuV dB/m dB dB dB cm deg 1 5429.95 48.22 74.00 -25.78 36.65 32.32 12.89 34.68 1.04 100 239 Peak 2 5460.76 48.43 68.20 -19.77 36.79 32.42 12.92 34.72 1.02 100 239 Peak	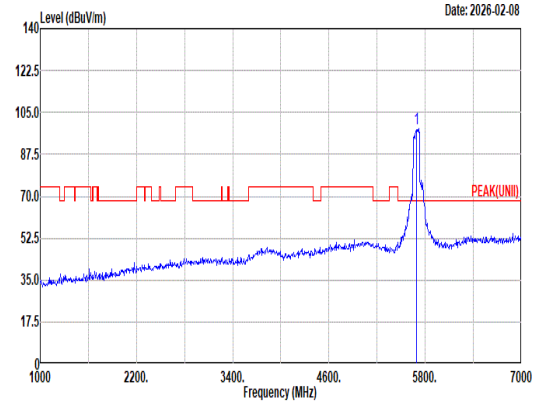 Site : 03CH21-HY Condition: PEAK(UNII) 3m DRH18-E_LE2C03A18EN_250807 VERTICAL : RBW:1000.000kHz VBW:3000.000kHz SWT:Auto Freq Level Limit Line Margin Read Level Ant Factor Cable Loss Preamp Factor Aux Factor APos TPos Remark MHz dBuV/m dBuV/m dB dBuV dB/m dB dB dB cm deg 1 5690.00 98.06 ------ ------ 85.30 33.53 13.21 35.05 1.07 100 239 Peak
Avg	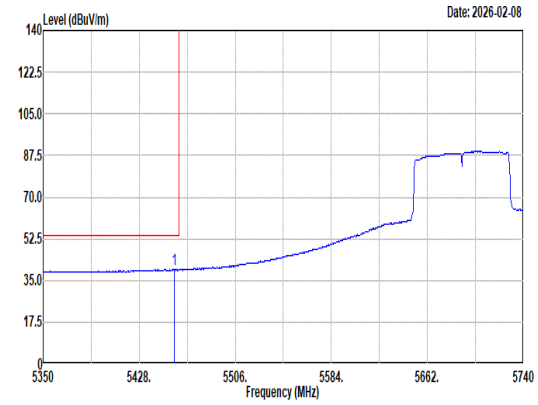 Site : 03CH21-HY Condition: U-NII-1&2A AVERAGE 3m DRH18-E_LE2C03A18EN_250807 VERTICAL : RBW:1000.000kHz VBW:0.910kHz SWT:Auto Freq Level Limit Line Margin Read Level Ant Factor Cable Loss Preamp Factor Aux Factor APos TPos Remark MHz dBuV/m dBuV/m dB dBuV dB/m dB dB dB cm deg 1 5456.47 39.57 54.00 -14.43 27.94 32.41 12.92 34.72 1.02 100 239 Average	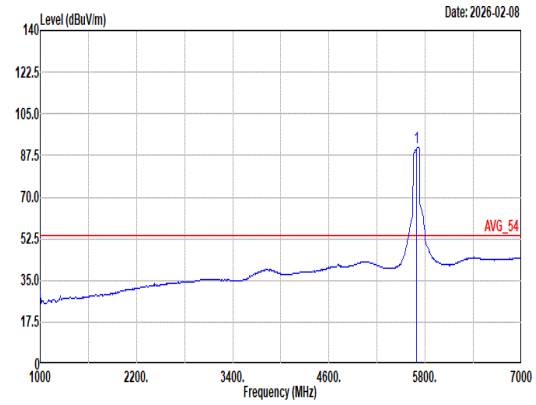 Site : 03CH21-HY Condition: AVG_54 3m DRH18-E_LE2C03A18EN_250807 VERTICAL : RBW:1000.000kHz VBW:0.910kHz SWT:Auto Freq Level Limit Line Margin Read Level Ant Factor Cable Loss Preamp Factor Aux Factor APos TPos Remark MHz dBuV/m dBuV/m dB dBuV dB/m dB dB dB cm deg 1 5690.00 90.91 ------ ------ 78.28 33.42 13.19 35.03 1.05 100 239 Average

Mode	50	
	Band Edge - R	
	U-NII-2C_5.47-5.725_802.11ac VHT80_CH138_5690MHz	
ANT	0	
Pol.	Vertical	Fundamental
Peak	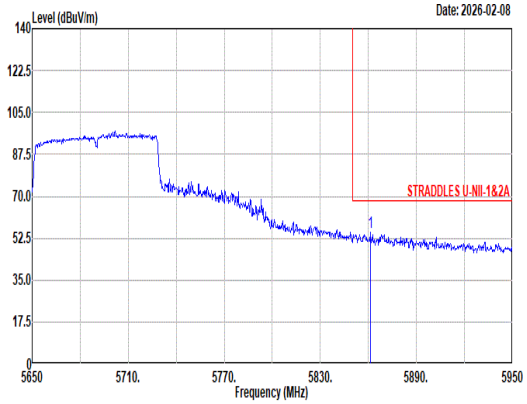 Site : 03CH21-HY Condition: STRADDLES U-NII-1&2A 3m DRH18-E_LE2C03A18EN_250807 VERTICAL : RBW:1000.000kHz VBW:3000.000kHz SWT:Auto Freq Level Limit Line Margin Read Level Ant Factor Cable Loss Preamp Factor Aux Factor APos TPos Remark MHz dBuV/m dBuV/m dB dBuV dB/m dB dB dB cm deg 1 5861.20 54.90 68.20 -13.30 41.97 33.70 13.38 35.22 1.07 100 239 Peak	Blank

Mode	50	
	Harmonic	
	U-NII-2C_5.47-5.725_802.11ac VHT80_CH138_5690MHz	
ANT	0	
Pol.	Horizontal	Vertical
Peak Avg	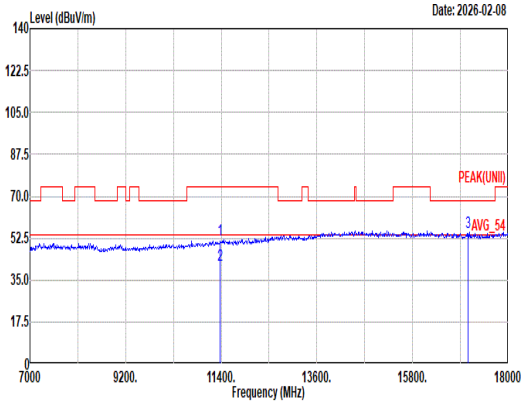 Site : 03CH21-HY Condition: PEAK(UNII) 3m DRH18-E_LE2C03A18EN_250807 HORIZONTAL Freq Level Limit Line Margin Read Level Ant Factor Cable Loss Preamp Factor Aux Factor APos TPos Remark MHz dBuV/m dBuV/m dB dBuV dB/m dB dB dB cm deg 1 11380.00 51.73 74.00 -22.27 33.11 38.40 18.91 40.65 1.96 -- -- Peak 2 11380.00 41.30 54.00 -12.70 22.68 38.40 18.91 40.65 1.96 -- -- Average 3 17070.00 54.68 68.20 -13.52 35.92 39.96 23.52 47.07 2.35 -- -- Peak	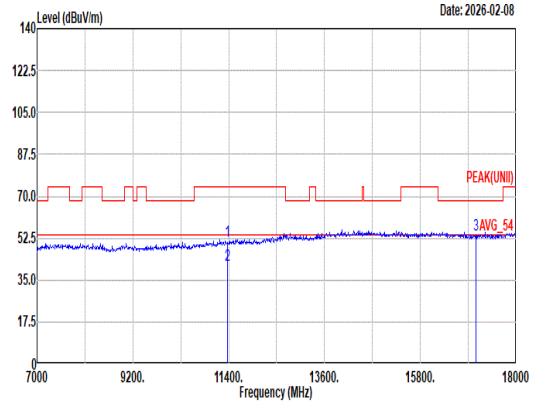 Site : 03CH21-HY Condition: PEAK(UNII) 3m DRH18-E_LE2C03A18EN_250807 VERTICAL Freq Level Limit Line Margin Read Level Ant Factor Cable Loss Preamp Factor Aux Factor APos TPos Remark MHz dBuV/m dBuV/m dB dBuV dB/m dB dB dB cm deg 1 11380.00 51.33 74.00 -22.67 32.71 38.40 18.91 40.65 1.96 -- -- Peak 2 11380.00 41.25 54.00 -12.75 22.63 38.40 18.91 40.65 1.96 -- -- Average 3 17070.00 53.82 68.20 -14.38 35.06 39.96 23.52 47.07 2.35 -- -- Peak

Mode	50	
	Harmonic	
	U-NII-2C_5.47-5.725_802.11ac VHT80_CH138_5690MHz	
ANT	0	
Pol.	Horizontal	Vertical
10.6G ~18G Avg	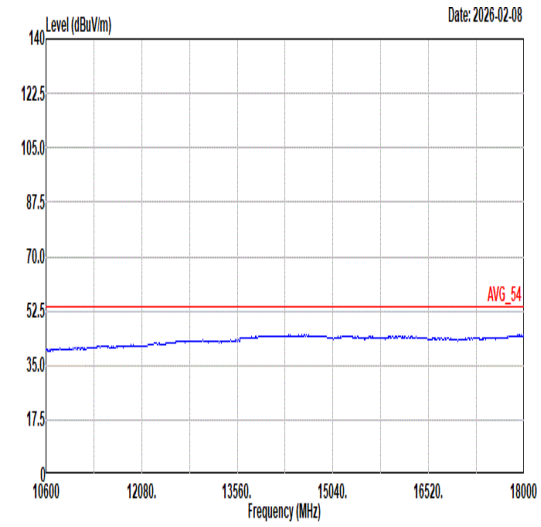 Site : 03CH21-HY Condition: AVG_54 3m DRH18-E_LE2C03A18EN_250807 HORIZONTAL	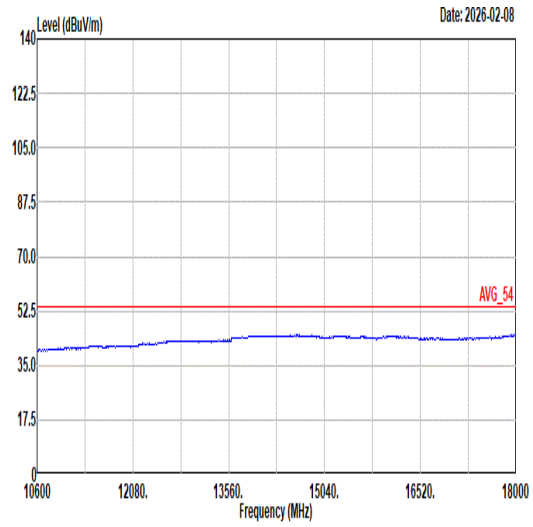 Site : 03CH21-HY Condition: AVG_54 3m DRH18-E_LE2C03A18EN_250807 VERTICAL

Mode	51	
	Band Edge	
	U-NII-2C_5.47-5.725_802.11ax HE20_CH100_Full RU_5500MHz	
ANT	0	
Pol.	Horizontal	Fundamental
Peak	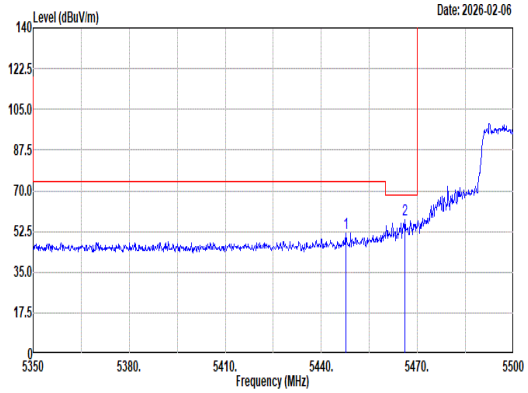 Site : 03CH21-HY Condition: PEAK_BE(UNII)_B3 3m DRH18-E_LE2C03A18EN_250807 HORIZONTAL : RBW:1000.000kHz VBW:3000.000kHz SWT:Auto Freq Level Limit Line Margin Read Level Ant Factor Cable Loss Preamp Factor Aux Factor APos TPos Remark MHz dBuV/m dBuV/m dB dBuV dB/m dB dB dB cm deg 1 5447.65 51.99 74.00 -22.01 40.36 32.39 12.91 34.70 1.03 104 201 Peak 2 5466.10 57.73 68.20 -10.47 46.08 32.43 12.93 34.73 1.02 104 201 Peak	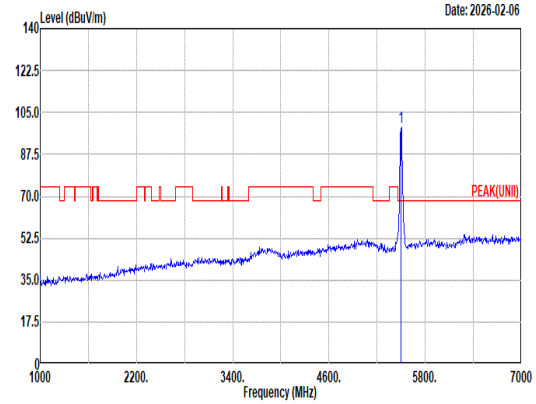 Site : 03CH21-HY Condition: PEAK(UNII) 3m DRH18-E_LE2C03A18EN_250807 HORIZONTAL : RBW:1000.000kHz VBW:3000.000kHz SWT:Auto Freq Level Limit Line Margin Read Level Ant Factor Cable Loss Preamp Factor Aux Factor APos TPos Remark MHz dBuV/m dBuV/m dB dBuV dB/m dB dB dB cm deg 1 5500.00 98.90 ------ ------ 87.21 32.52 12.97 34.79 0.99 104 201 Peak
Avg	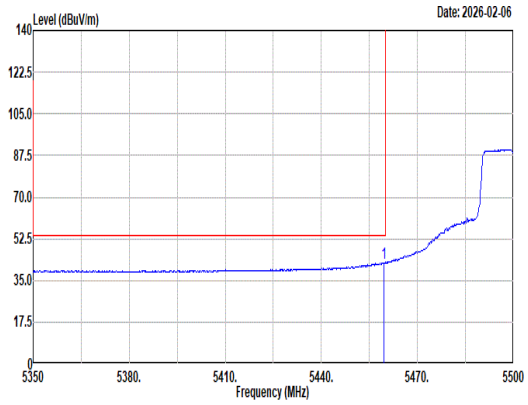 Site : 03CH21-HY Condition: AVG_BE(UNII)_B3 3m DRH18-E_LE2C03A18EN_250807 HORIZONTAL : RBW:1000.000kHz VBW:1.000kHz SWT:Auto Freq Level Limit Line Margin Read Level Ant Factor Cable Loss Preamp Factor Aux Factor APos TPos Remark MHz dBuV/m dBuV/m dB dBuV dB/m dB dB dB cm deg 1 5459.65 42.43 54.00 -11.57 30.79 32.42 12.92 34.72 1.02 104 201 Average	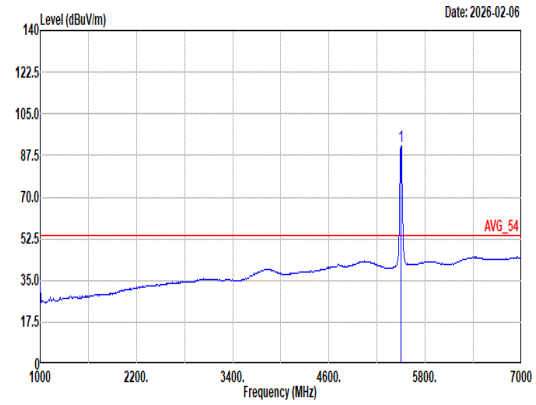 Site : 03CH21-HY Condition: AVG_54 3m DRH18-E_LE2C03A18EN_250807 HORIZONTAL : RBW:1000.000kHz VBW:1.000kHz SWT:Auto Freq Level Limit Line Margin Read Level Ant Factor Cable Loss Preamp Factor Aux Factor APos TPos Remark MHz dBuV/m dBuV/m dB dBuV dB/m dB dB dB cm deg 1 5500.00 91.33 ------ ------ 79.65 32.50 12.96 34.78 1.00 104 201 Average

Mode	51	
	Band Edge	
	U-NII-2C_5.47-5.725_802.11ax HE20_CH100_Full RU_5500MHz	
ANT	0	
Pol.	Vertical	Fundamental
Peak	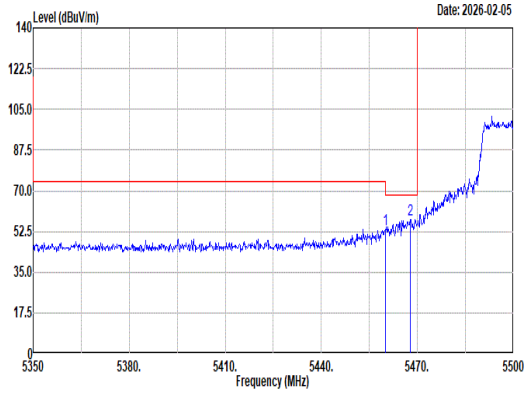 Site : 03CH21-HY Condition: PEAK_BE(UNII)_B3 3m DRH18-E_LE2C03A18EN_250807 VERTICAL : RBW:1000.000kHz VBW:3000.000kHz SWT:Auto Freq Level Limit Line Margin Read Level Ant Factor Cable Loss Preamp Factor Aux Factor APos TPos Remark MHz dBuV/m dBuV/m dB dBuV dB/m dB dB dB cm deg 1 5459.95 53.38 74.00 -20.62 41.74 32.42 12.92 34.72 1.02 300 211 Peak 2 5467.75 57.81 68.20 -10.39 46.15 32.44 12.93 34.73 1.02 300 211 Peak	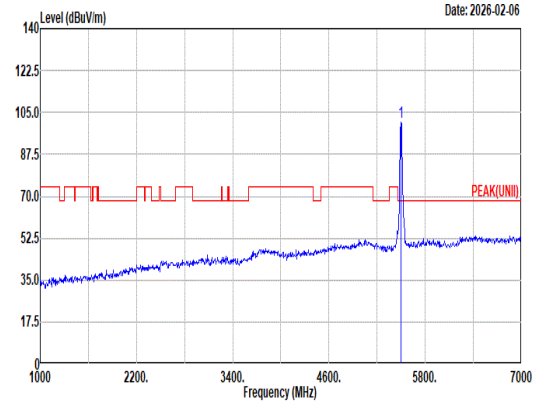 Site : 03CH21-HY Condition: PEAK(UNII) 3m DRH18-E_LE2C03A18EN_250807 VERTICAL : RBW:1000.000kHz VBW:3000.000kHz SWT:Auto Freq Level Limit Line Margin Read Level Ant Factor Cable Loss Preamp Factor Aux Factor APos TPos Remark MHz dBuV/m dBuV/m dB dBuV dB/m dB dB dB cm deg 1 5500.00 100.89 ------ ------ 89.22 32.49 12.95 34.77 1.00 300 211 Peak
Avg	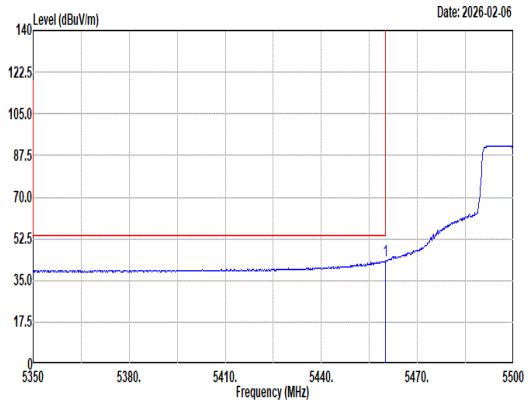 Site : 03CH21-HY Condition: AVG_BE(UNII)_B3 3m DRH18-E_LE2C03A18EN_250807 VERTICAL : RBW:1000.000kHz VBW:1.000kHz SWT:Auto Freq Level Limit Line Margin Read Level Ant Factor Cable Loss Preamp Factor Aux Factor APos TPos Remark MHz dBuV/m dBuV/m dB dBuV dB/m dB dB dB cm deg 1 5459.95 43.13 54.00 -10.87 31.49 32.42 12.92 34.72 1.02 300 211 Average	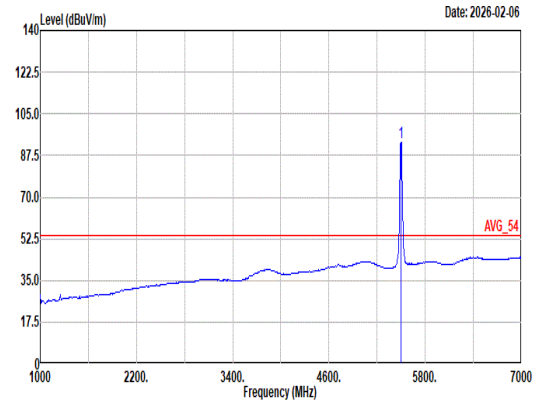 Site : 03CH21-HY Condition: AVG_54 3m DRH18-E_LE2C03A18EN_250807 VERTICAL : RBW:1000.000kHz VBW:1.000kHz SWT:Auto Freq Level Limit Line Margin Read Level Ant Factor Cable Loss Preamp Factor Aux Factor APos TPos Remark MHz dBuV/m dBuV/m dB dBuV dB/m dB dB dB cm deg 1 5500.00 93.08 ------ ------ 81.41 32.49 12.95 34.77 1.00 300 211 Average

Mode	51	
	Harmonic	
	U-NII-2C_5.47-5.725_802.11ax HE20_CH100_Full RU_5500MHz	
ANT	0	
Pol.	Horizontal	Vertical
Peak Avg	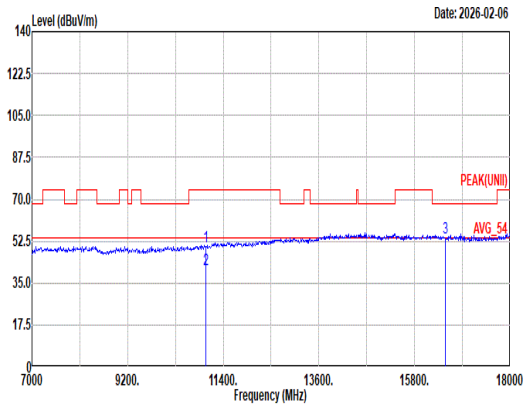 Site : 03CH21-HY Condition: PEAK(UNII) 3m DRH18-E_LE2C03A18EN_250807 HORIZONTAL Freq Level Limit Line Margin Read Level Ant Factor Cable Loss Preamp Factor Aux Factor APos TPos Remark 1 11000.00 50.44 74.00 -23.56 32.66 37.60 18.57 40.28 1.89 -- -- Peak 2 11000.00 40.89 54.00 -13.11 23.11 37.60 18.57 40.28 1.89 -- -- Average 3 16500.00 53.74 68.20 -14.46 34.89 40.30 23.16 46.85 2.24 -- -- Peak	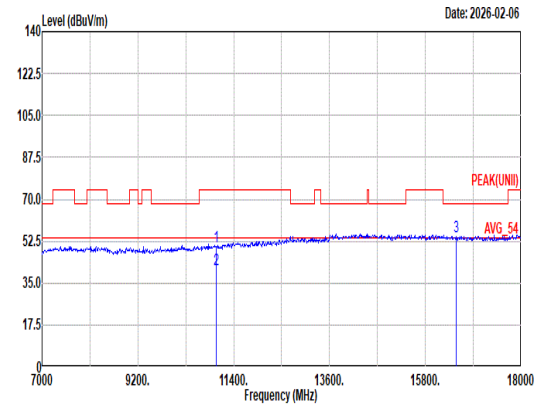 Site : 03CH21-HY Condition: PEAK(UNII) 3m DRH18-E_LE2C03A18EN_250807 VERTICAL Freq Level Limit Line Margin Read Level Ant Factor Cable Loss Preamp Factor Aux Factor APos TPos Remark 1 11000.00 50.08 74.00 -23.92 32.30 37.60 18.57 40.28 1.89 -- -- Peak 2 11000.00 40.80 54.00 -13.20 23.02 37.60 18.57 40.28 1.89 -- -- Average 3 16500.00 54.29 68.20 -13.91 35.44 40.30 23.16 46.85 2.24 -- -- Peak

Mode	51	
	Harmonic	
	U-NII-2C_5.47-5.725_802.11ax HE20_CH100_Full RU_5500MHz	
ANT	0	
Pol.	Horizontal	Vertical
10.6G ~18G Avg	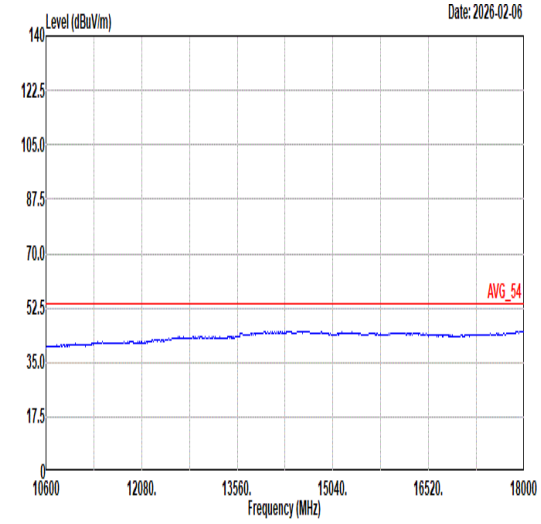 Site : 03CH21-HY Condition: AVG_54 3m DRH18-E_LE2C03A18EN_250807 HORIZONTAL	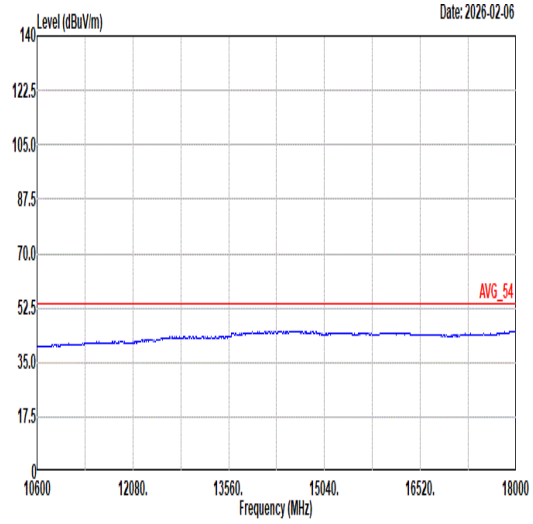 Site : 03CH21-HY Condition: AVG_54 3m DRH18-E_LE2C03A18EN_250807 VERTICAL

Mode	52	
	Band Edge	
	U-NII-2C_5.47-5.725_802.11ax HE20_CH100_Partial RU 26/0_5500MHz	
ANT	0	
Pol.	Horizontal	Fundamental
Peak	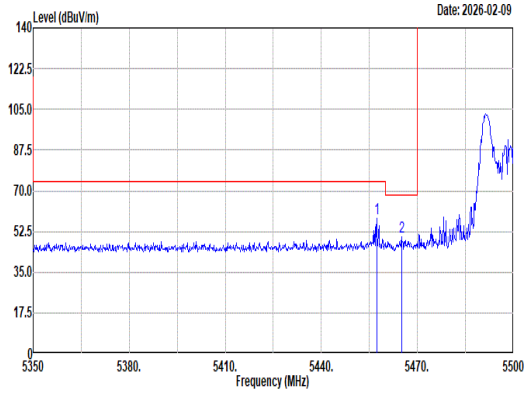 Site : 03CH21-HY Condition: PEAK_BE(UNII)_B3 3m DRH18-E_LE2C03A18EN_250807 HORIZONTAL : RBW:1000.000kHz VBW:3000.000kHz SWT:Auto Freq Level Limit Line Margin Read Level Ant Factor Cable Loss Preamp Factor Aux Factor APos TPos Remark MHz dBuV/m dBuV/m dB dBuV dB/m dB dB dB cm deg 1 5457.25 57.92 74.00 -16.08 46.29 32.41 12.92 34.72 1.02 100 204 Peak 2 5465.05 50.23 68.20 -17.97 38.58 32.43 12.93 34.73 1.02 100 204 Peak	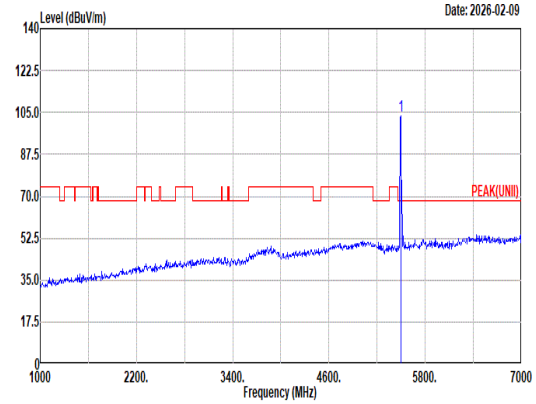 Site : 03CH21-HY Condition: PEAK(UNII) 3m DRH18-E_LE2C03A18EN_250807 HORIZONTAL : RBW:1000.000kHz VBW:3000.000kHz SWT:Auto Freq Level Limit Line Margin Read Level Ant Factor Cable Loss Preamp Factor Aux Factor APos TPos Remark MHz dBuV/m dBuV/m dB dBuV dB/m dB dB dB cm deg 1 5500.00 103.47 ------ ------ 91.80 32.49 12.95 34.77 1.00 100 204 Peak
Avg	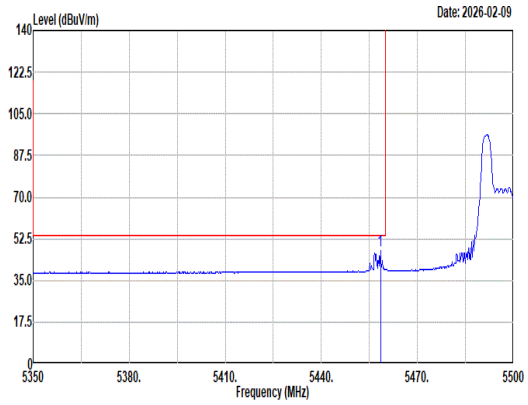 Site : 03CH21-HY Condition: AVG_BE(UNII)_B3 3m DRH18-E_LE2C03A18EN_250807 HORIZONTAL : RBW:1000.000kHz VBW:0.200kHz SWT:Auto Freq Level Limit Line Margin Read Level Ant Factor Cable Loss Preamp Factor Aux Factor APos TPos Remark MHz dBuV/m dBuV/m dB dBuV dB/m dB dB dB cm deg 1 5458.45 47.44 54.00 -6.56 35.80 32.42 12.92 34.72 1.02 100 204 Average	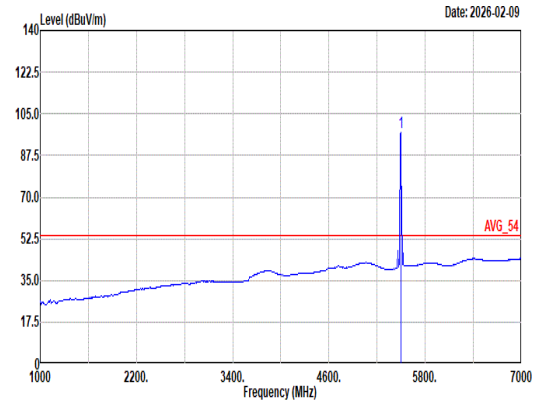 Site : 03CH21-HY Condition: AVG_54 3m DRH18-E_LE2C03A18EN_250807 HORIZONTAL : RBW:1000.000kHz VBW:0.200kHz SWT:Auto Freq Level Limit Line Margin Read Level Ant Factor Cable Loss Preamp Factor Aux Factor APos TPos Remark MHz dBuV/m dBuV/m dB dBuV dB/m dB dB dB cm deg 1 5500.00 97.15 ------ ------ 85.48 32.49 12.95 34.77 1.00 100 204 Average

Mode	52	
	Band Edge	
	U-NII-2C_5.47-5.725_802.11ax HE20_CH100_Partial RU 26/0_5500MHz	
ANT	0	
Pol.	Vertical	Fundamental
Peak	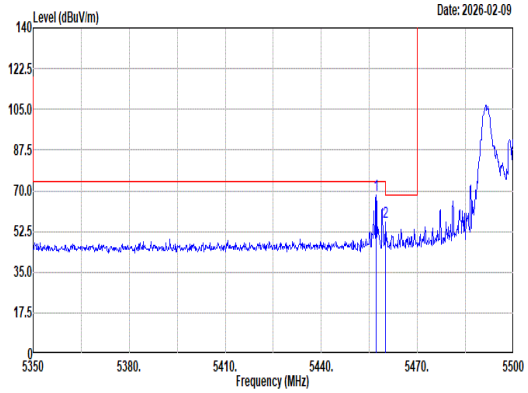 Site : 03CH21-HY Condition: PEAK_BE(UNII)_B3 3m DRH18-E_LE2C03A18EN_250807 VERTICAL : RBW:1000.000kHz VBW:3000.000kHz SWT:Auto Freq Level Limit Line Margin Read Level Ant Factor Cable Loss Preamp Factor Aux Factor APos TPos Remark MHz dBuV/m dBuV/m dB dBuV dB/m dB dB dB cm deg 1 5457.10 68.08 74.00 -5.92 56.45 32.41 12.92 34.72 1.02 400 228 Peak 2 5460.10 56.61 68.20 -11.59 44.97 32.42 12.92 34.72 1.02 400 228 Peak	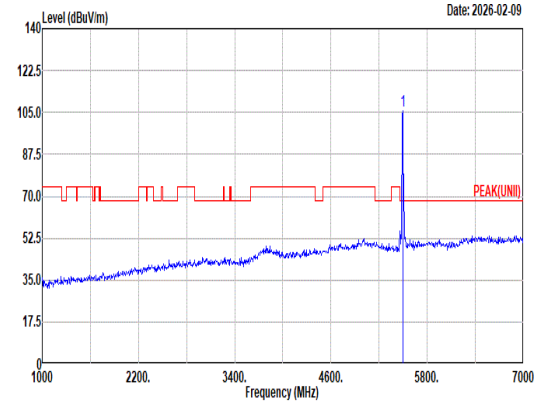 Site : 03CH21-HY Condition: PEAK(UNII) 3m DRH18-E_LE2C03A18EN_250807 VERTICAL : RBW:1000.000kHz VBW:3000.000kHz SWT:Auto Freq Level Limit Line Margin Read Level Ant Factor Cable Loss Preamp Factor Aux Factor APos TPos Remark MHz dBuV/m dBuV/m dB dBuV dB/m dB dB dB cm deg 1 5500.00 105.75 ------ ------ 94.08 32.49 12.95 34.77 1.00 400 228 Peak
Avg	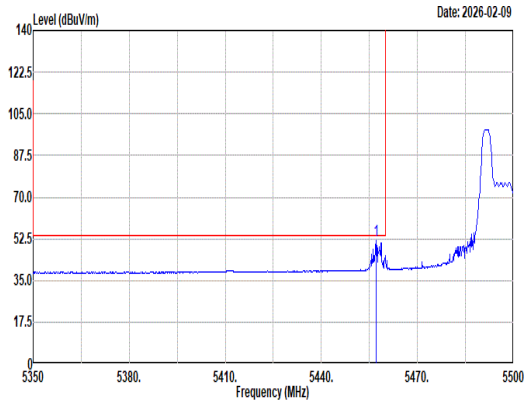 Site : 03CH21-HY Condition: AVG_BE(UNII)_B3 3m DRH18-E_LE2C03A18EN_250807 VERTICAL : RBW:1000.000kHz VBW:0.200kHz SWT:Auto Freq Level Limit Line Margin Read Level Ant Factor Cable Loss Preamp Factor Aux Factor APos TPos Remark MHz dBuV/m dBuV/m dB dBuV dB/m dB dB dB cm deg 1 5457.10 51.53 54.00 -2.47 39.90 32.41 12.92 34.72 1.02 400 228 Average	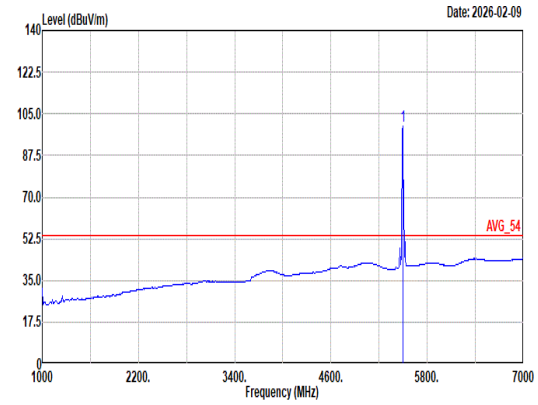 Site : 03CH21-HY Condition: AVG_54 3m DRH18-E_LE2C03A18EN_250807 VERTICAL : RBW:1000.000kHz VBW:0.200kHz SWT:Auto Freq Level Limit Line Margin Read Level Ant Factor Cable Loss Preamp Factor Aux Factor APos TPos Remark MHz dBuV/m dBuV/m dB dBuV dB/m dB dB dB cm deg 1 5500.00 99.95 ------ ------ 88.28 32.49 12.95 34.77 1.00 400 228 Average

Mode	53	
	Band Edge	
	U-NII-2C_5.47-5.725_802.11ax HE20_CH100_Partial RU 52/37_5500MHz	
ANT	0	
Pol.	Horizontal	Fundamental
Peak	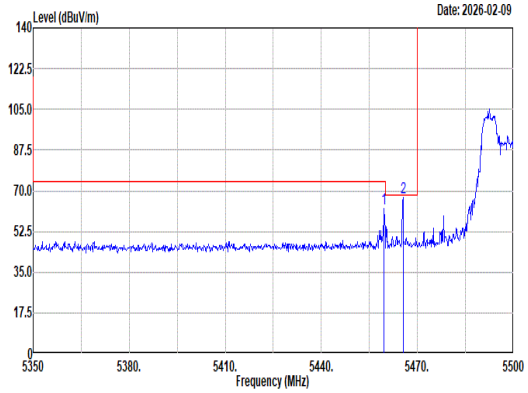 Site : 03CH21-HY Condition: PEAK_BE(UNII)_B3 3m DRH18-E_LE2C03A18EN_250807 HORIZONTAL : RBW:1000.000kHz VBW:3000.000kHz SWT:Auto Freq Level Limit Line Margin Read Level Ant Factor Cable Loss Preamp Factor Aux Factor APos TPos Remark MHz dBuV/m dBuV/m dB dBuV dB/m dB dB dB cm deg 1 5459.65 62.29 74.00 -11.71 50.65 32.42 12.92 34.72 1.02 116 202 Peak 2 5465.50 66.91 68.20 -1.29 55.26 32.43 12.93 34.73 1.02 116 202 Peak	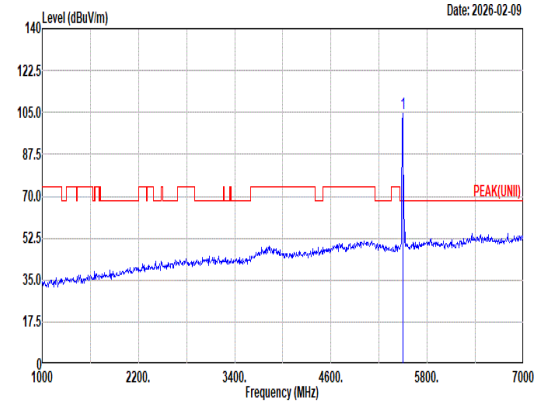 Site : 03CH21-HY Condition: PEAK(UNII) 3m DRH18-E_LE2C03A18EN_250807 HORIZONTAL : RBW:1000.000kHz VBW:3000.000kHz SWT:Auto Freq Level Limit Line Margin Read Level Ant Factor Cable Loss Preamp Factor Aux Factor APos TPos Remark MHz dBuV/m dBuV/m dB dBuV dB/m dB dB dB cm deg 1 5500.00 104.64 ------ ------ 92.97 32.49 12.95 34.77 1.00 116 202 Peak
Avg	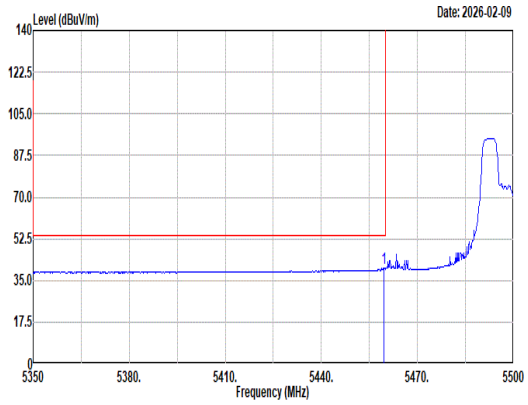 Site : 03CH21-HY Condition: AVG_BE(UNII)_B3 3m DRH18-E_LE2C03A18EN_250807 HORIZONTAL : RBW:1000.000kHz VBW:0.200kHz SWT:Auto Freq Level Limit Line Margin Read Level Ant Factor Cable Loss Preamp Factor Aux Factor APos TPos Remark MHz dBuV/m dBuV/m dB dBuV dB/m dB dB dB cm deg 1 5459.65 40.16 54.00 -13.84 28.52 32.42 12.92 34.72 1.02 116 202 Average	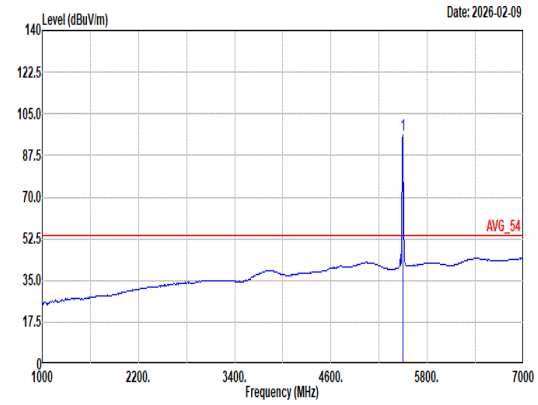 Site : 03CH21-HY Condition: AVG_54 3m DRH18-E_LE2C03A18EN_250807 HORIZONTAL : RBW:1000.000kHz VBW:0.200kHz SWT:Auto Freq Level Limit Line Margin Read Level Ant Factor Cable Loss Preamp Factor Aux Factor APos TPos Remark MHz dBuV/m dBuV/m dB dBuV dB/m dB dB dB cm deg 1 5500.00 96.07 ------ ------ 84.40 32.49 12.95 34.77 1.00 116 202 Average

Mode	53	
	Band Edge	
	U-NII-2C_5.47-5.725_802.11ax HE20_CH100_Partial RU 52/37_5500MHz	
ANT	0	
Pol.	Vertical	Fundamental
Peak	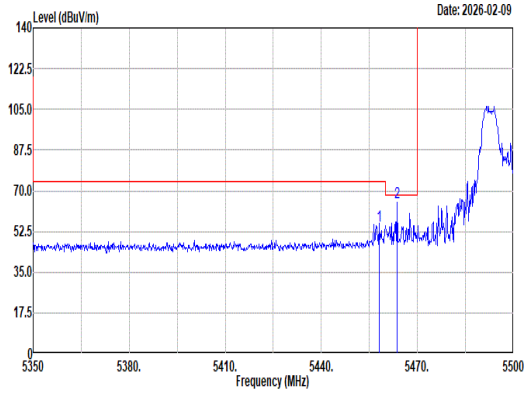 Site : 03CH21-HY Condition: PEAK_BE(UNII)_B3 3m DRH18-E_LE2C03A18EN_250807 VERTICAL : RBW:1000.000kHz VBW:3000.000kHz SWT:Auto Freq Level Limit Line Margin Read Level Ant Factor Cable Loss Preamp Factor Aux Factor APos TPos Remark MHz dBuV/m dBuV/m dB dBuV dB/m dB dB dB cm deg 1 5458.00 55.05 74.00 -18.95 43.41 32.42 12.92 34.72 1.02 300 214 Peak 2 5463.70 64.86 68.20 -3.34 53.22 32.43 12.92 34.73 1.02 300 214 Peak	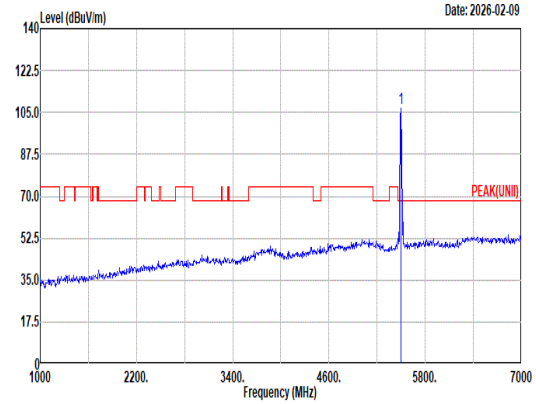 Site : 03CH21-HY Condition: PEAK(UNII) 3m DRH18-E_LE2C03A18EN_250807 VERTICAL : RBW:1000.000kHz VBW:3000.000kHz SWT:Auto Freq Level Limit Line Margin Read Level Ant Factor Cable Loss Preamp Factor Aux Factor APos TPos Remark MHz dBuV/m dBuV/m dB dBuV dB/m dB dB dB cm deg 1 5500.00 106.56 ------ ------ 94.89 32.49 12.95 34.77 1.00 300 214 Peak
Avg	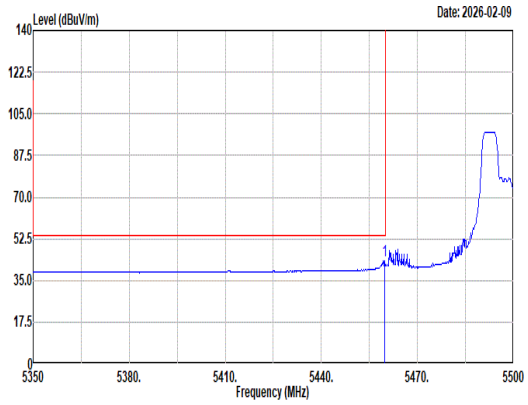 Site : 03CH21-HY Condition: AVG_BE(UNII)_B3 3m DRH18-E_LE2C03A18EN_250807 VERTICAL : RBW:1000.000kHz VBW:0.200kHz SWT:Auto Freq Level Limit Line Margin Read Level Ant Factor Cable Loss Preamp Factor Aux Factor APos TPos Remark MHz dBuV/m dBuV/m dB dBuV dB/m dB dB dB cm deg 1 5459.80 43.45 54.00 -10.55 31.81 32.42 12.92 34.72 1.02 300 214 Average	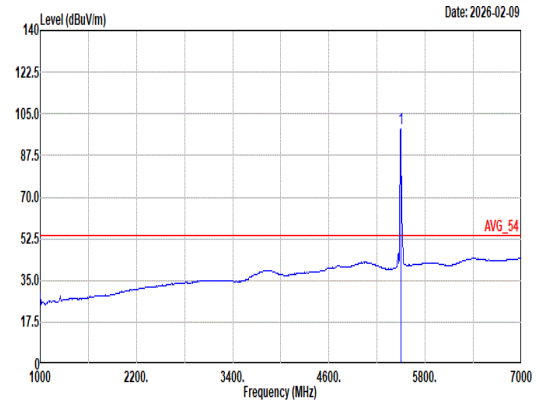 Site : 03CH21-HY Condition: AVG_54 3m DRH18-E_LE2C03A18EN_250807 VERTICAL : RBW:1000.000kHz VBW:0.200kHz SWT:Auto Freq Level Limit Line Margin Read Level Ant Factor Cable Loss Preamp Factor Aux Factor APos TPos Remark MHz dBuV/m dBuV/m dB dBuV dB/m dB dB dB cm deg 1 5500.00 98.96 ------ ------ 87.29 32.49 12.95 34.77 1.00 300 214 Average

Mode	54	
	Band Edge	
	U-NII-2C_5.47-5.725_802.11ax HE20_CH100_Partial RU 106/53_5500MHz	
ANT	0	
Pol.	Horizontal	Fundamental
Peak	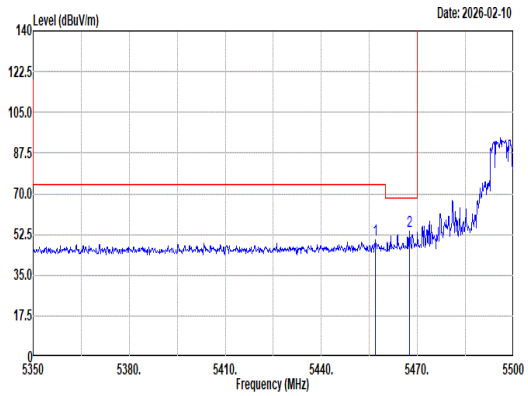 Site : 03CH21-HY Condition: PEAK_BE(UNII)_B3 3m DRH18-E_LE2C03A18EN_250807 HORIZONTAL : RBW:1000.000kHz VBW:3000.000kHz SWT:Auto Freq Level Limit Line Margin Read Level Ant Factor Cable Loss Preamp Factor Aux Factor APos TPos Remark MHz dBuV/m dBuV/m dB dBuV dB/m dB dB dB cm deg 1 5456.95 50.07 74.00 -23.93 38.44 32.41 12.92 34.72 1.02 100 198 Peak 2 5467.45 53.63 68.20 -14.57 41.98 32.43 12.93 34.73 1.02 100 198 Peak	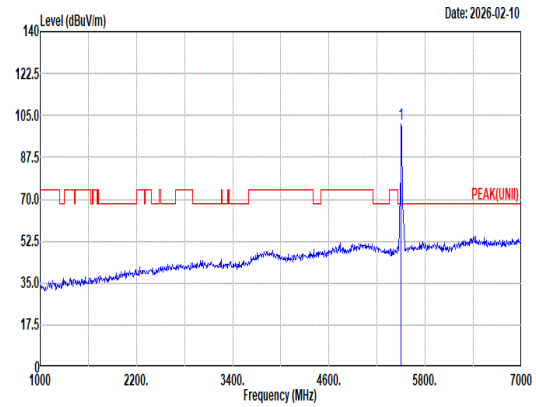 Site : 03CH21-HY Condition: PEAK(UNII) 3m DRH18-E_LE2C03A18EN_250807 HORIZONTAL : RBW:1000.000kHz VBW:3000.000kHz SWT:Auto Freq Level Limit Line Margin Read Level Ant Factor Cable Loss Preamp Factor Aux Factor APos TPos Remark MHz dBuV/m dBuV/m dB dBuV dB/m dB dB dB cm deg 1 5500.00 101.50 ------ ------ 89.82 32.50 12.96 34.78 1.00 100 198 Peak
Avg	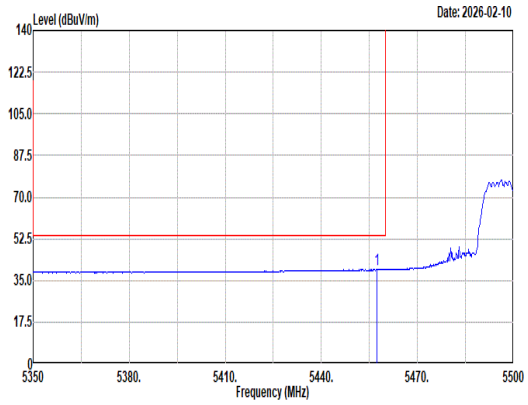 Site : 03CH21-HY Condition: AVG_BE(UNII)_B3 3m DRH18-E_LE2C03A18EN_250807 HORIZONTAL : RBW:1000.000kHz VBW:0.220kHz SWT:Auto Freq Level Limit Line Margin Read Level Ant Factor Cable Loss Preamp Factor Aux Factor APos TPos Remark MHz dBuV/m dBuV/m dB dBuV dB/m dB dB dB cm deg 1 5457.40 39.66 54.00 -14.34 28.03 32.41 12.92 34.72 1.02 100 198 Average	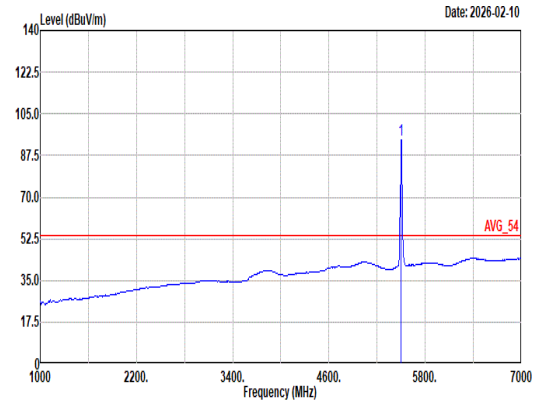 Site : 03CH21-HY Condition: AVG_54 3m DRH18-E_LE2C03A18EN_250807 HORIZONTAL : RBW:1000.000kHz VBW:0.220kHz SWT:Auto Freq Level Limit Line Margin Read Level Ant Factor Cable Loss Preamp Factor Aux Factor APos TPos Remark MHz dBuV/m dBuV/m dB dBuV dB/m dB dB dB cm deg 1 5500.00 94.28 ------ ------ 82.59 32.52 12.97 34.79 0.99 100 198 Average

Mode	54	
	Band Edge	
	U-NII-2C_5.47-5.725_802.11ax HE20_CH100_Partial RU 106/53_5500MHz	
ANT	0	
Pol.	Vertical	Fundamental
Peak	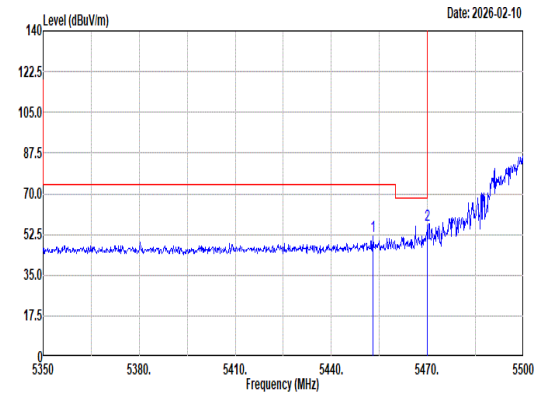 Site : 03CH21-HY Condition: PEAK_BE(UNII)_B3 3m DRH18-E_LE2C03A18EN_250807 VERTICAL : RBW:1000.000kHz VBW:3000.000kHz SWT:Auto Freq Level Limit Line Margin Read Level Ant Factor Cable Loss Preamp Factor Aux Factor APos TPos Remark MHz dBuV/m dBuV/m dB dBuV dB/m dB dB dB cm deg 1 5453.05 51.52 74.00 -22.48 39.88 32.41 12.91 34.71 1.03 300 228 Peak 2 5470.00 56.34 68.20 -11.86 44.70 32.44 12.93 34.74 1.01 300 228 Peak	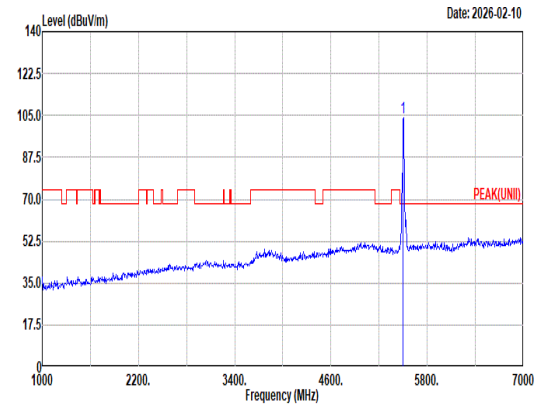 Site : 03CH21-HY Condition: PEAK(UNII) 3m DRH18-E_LE2C03A18EN_250807 VERTICAL : RBW:1000.000kHz VBW:3000.000kHz SWT:Auto Freq Level Limit Line Margin Read Level Ant Factor Cable Loss Preamp Factor Aux Factor APos TPos Remark MHz dBuV/m dBuV/m dB dBuV dB/m dB dB dB cm deg 1 5500.00 103.93 ------ ------ 92.24 32.52 12.97 34.79 0.99 300 228 Peak
Avg	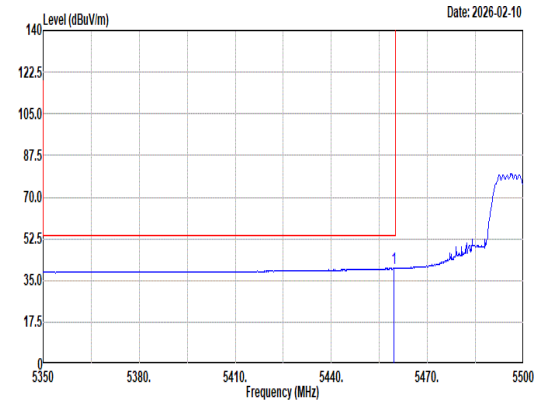 Site : 03CH21-HY Condition: AVG_BE(UNII)_B3 3m DRH18-E_LE2C03A18EN_250807 VERTICAL : RBW:1000.000kHz VBW:0.220kHz SWT:Auto Freq Level Limit Line Margin Read Level Ant Factor Cable Loss Preamp Factor Aux Factor APos TPos Remark MHz dBuV/m dBuV/m dB dBuV dB/m dB dB dB cm deg 1 5459.65 40.07 54.00 -13.93 28.43 32.42 12.92 34.72 1.02 300 228 Average	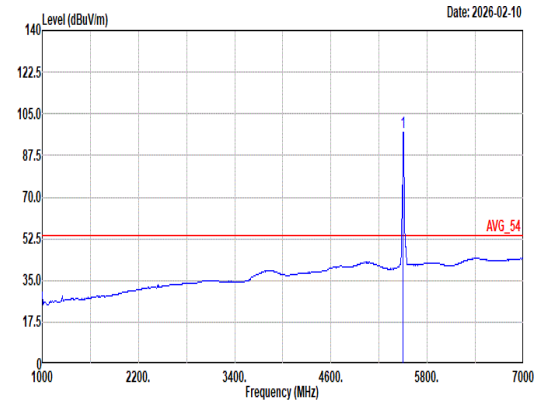 Site : 03CH21-HY Condition: AVG_54 3m DRH18-E_LE2C03A18EN_250807 VERTICAL : RBW:1000.000kHz VBW:0.220kHz SWT:Auto Freq Level Limit Line Margin Read Level Ant Factor Cable Loss Preamp Factor Aux Factor APos TPos Remark MHz dBuV/m dBuV/m dB dBuV dB/m dB dB dB cm deg 1 5500.00 97.00 ------ ------ 85.32 32.50 12.96 34.78 1.00 300 228 Average

Mode	55	
	Band Edge - L	
	U-NII-2C_5.47-5.725_802.11ax HE20_CH120_Full RU_5600MHz	
ANT	0	
Pol.	Horizontal	Fundamental
Peak	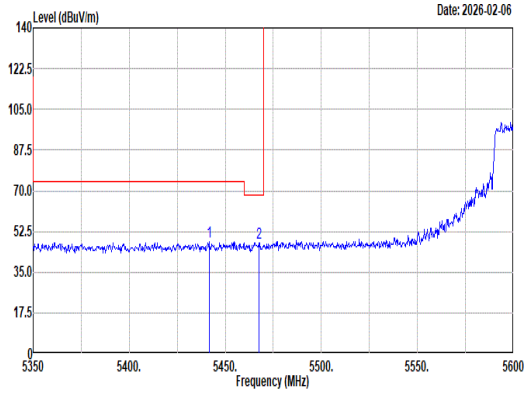 Site : 03CH21-HY Condition: PEAK_BE(UNII)_B3 3m DRH18-E_LE2C03A18EN_250807 HORIZONTAL : RBW:1000.000kHz VBW:3000.000kHz SWT:Auto Freq Level Limit Line Margin Read Level Ant Factor Cable Loss Preamp Factor Aux Factor APos TPos Remark MHz dBuV/m dBuV/m dB dBuV dB/m dB dB dB cm deg 1 5441.50 47.94 74.00 -26.06 36.34 32.37 12.90 34.70 1.03 102 199 Peak 2 5467.50 47.70 68.20 -20.50 36.04 32.44 12.93 34.73 1.02 102 199 Peak	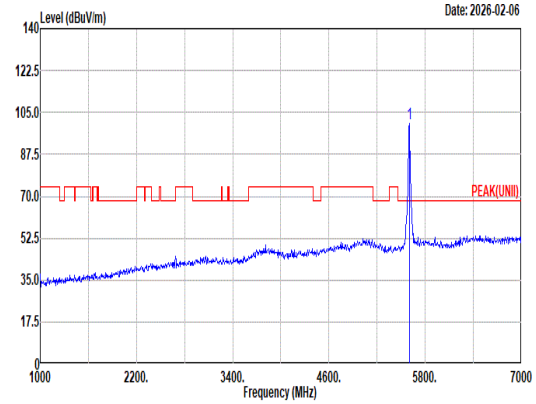 Site : 03CH21-HY Condition: PEAK(UNII) 3m DRH18-E_LE2C03A18EN_250807 HORIZONTAL : RBW:1000.000kHz VBW:3000.000kHz SWT:Auto Freq Level Limit Line Margin Read Level Ant Factor Cable Loss Preamp Factor Aux Factor APos TPos Remark MHz dBuV/m dBuV/m dB dBuV dB/m dB dB dB cm deg 1 5600.00 100.19 ------ ------ 88.16 32.93 13.07 34.91 0.94 102 199 Peak
Avg	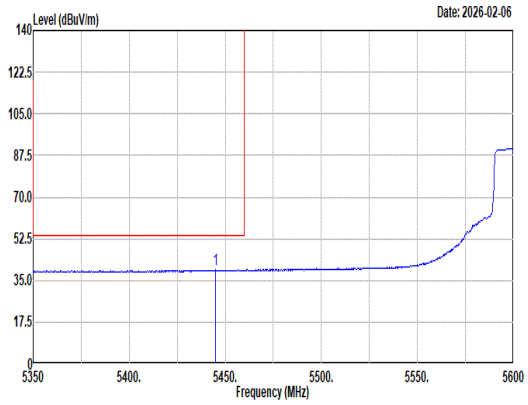 Site : 03CH21-HY Condition: AVG_BE(UNII)_B3 3m DRH18-E_LE2C03A18EN_250807 HORIZONTAL : RBW:1000.000kHz VBW:1.000kHz SWT:Auto Freq Level Limit Line Margin Read Level Ant Factor Cable Loss Preamp Factor Aux Factor APos TPos Remark MHz dBuV/m dBuV/m dB dBuV dB/m dB dB dB cm deg 1 5444.75 39.50 54.00 -14.50 27.89 32.38 12.90 34.70 1.03 102 199 Average	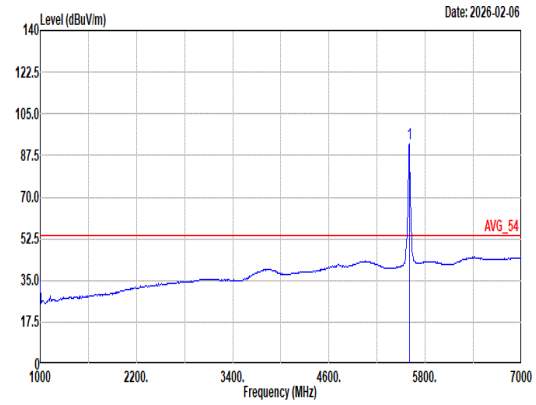 Site : 03CH21-HY Condition: AVG_54 3m DRH18-E_LE2C03A18EN_250807 HORIZONTAL : RBW:1000.000kHz VBW:1.000kHz SWT:Auto Freq Level Limit Line Margin Read Level Ant Factor Cable Loss Preamp Factor Aux Factor APos TPos Remark MHz dBuV/m dBuV/m dB dBuV dB/m dB dB dB cm deg 1 5600.00 92.22 ------ ------ 80.19 32.93 13.07 34.91 0.94 102 199 Average

Mode	55	
	Band Edge - R	
	U-NII-2C_5.47-5.725_802.11ax HE20_CH120_Full RU_5600MHz	
ANT	0	
Pol.	Horizontal	Fundamental
Peak	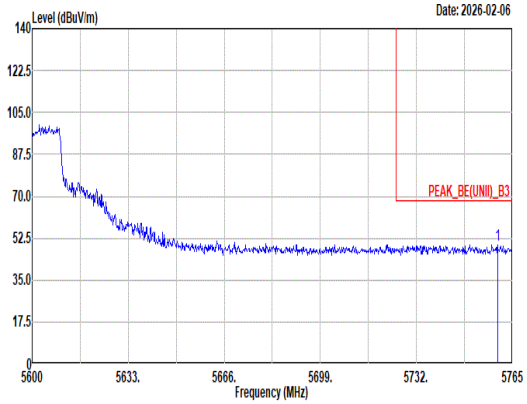 Site : 03CH21-HY Condition: PEAK_BE(UNII)_B3 3m DRH18-E_LE2C03A18EN_250807 HORIZONTAL : RBW:1000.000kHz VBW:3000.000kHz SWT:Auto Freq Level Limit Line Margin Read Level Ant Factor Cable Loss Preamp Factor Aux Factor APos TPos Remark MHz dBuV/m dBuV/m dB dBuV dB/m dB dB dB cm deg 1 5759.89 49.83 68.20 -18.37 36.84 33.72 13.26 35.10 1.11 102 199 Peak	Blank

Mode	55	
	Band Edge - L	
	U-NII-2C_5.47-5.725_802.11ax HE20_CH120_Full RU_5600MHz	
ANT	0	
Pol.	Vertical	Fundamental
Peak	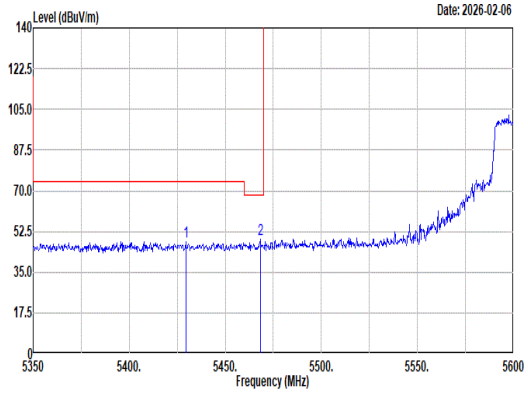 Site : 03CH21-HY Condition: PEAK_BE(UNII)_B3 3m DRH18-E_LE2C03A18EN_250807 VERTICAL : RBW:1000.000kHz VBW:3000.000kHz SWT:Auto Freq Level Limit Line Margin Read Level Ant Factor Cable Loss Preamp Factor Aux Factor APos TPos Remark MHz dBuV/m dBuV/m dB dBuV dB/m dB dB dB cm deg 1 5429.50 48.23 74.00 -25.77 36.66 32.32 12.89 34.68 1.04 270 231 Peak 2 5468.25 49.01 68.20 -19.19 37.35 32.44 12.93 34.73 1.02 270 231 Peak	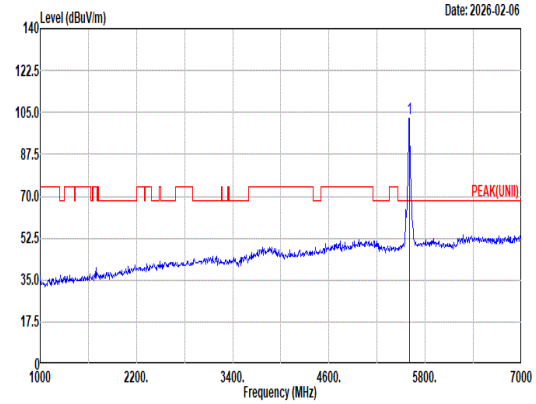 Site : 03CH21-HY Condition: PEAK(UNII) 3m DRH18-E_LE2C03A18EN_250807 VERTICAL : RBW:1000.000kHz VBW:3000.000kHz SWT:Auto Freq Level Limit Line Margin Read Level Ant Factor Cable Loss Preamp Factor Aux Factor APos TPos Remark MHz dBuV/m dBuV/m dB dBuV dB/m dB dB dB cm deg 1 5600.00 102.66 ------ ------ 90.66 32.91 13.06 34.90 0.93 270 231 Peak
Avg	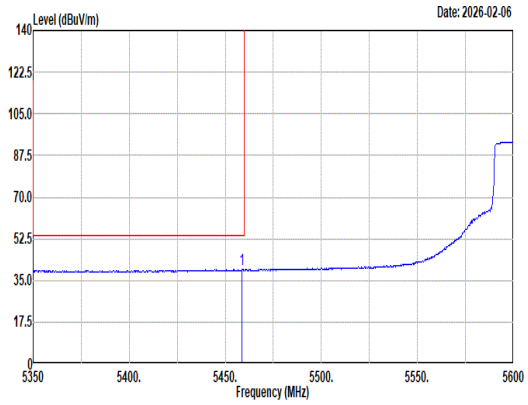 Site : 03CH21-HY Condition: AVG_BE(UNII)_B3 3m DRH18-E_LE2C03A18EN_250807 VERTICAL : RBW:1000.000kHz VBW:1.000kHz SWT:Auto Freq Level Limit Line Margin Read Level Ant Factor Cable Loss Preamp Factor Aux Factor APos TPos Remark MHz dBuV/m dBuV/m dB dBuV dB/m dB dB dB cm deg 1 5458.75 39.54 54.00 -14.46 27.90 32.42 12.92 34.72 1.02 270 231 Average	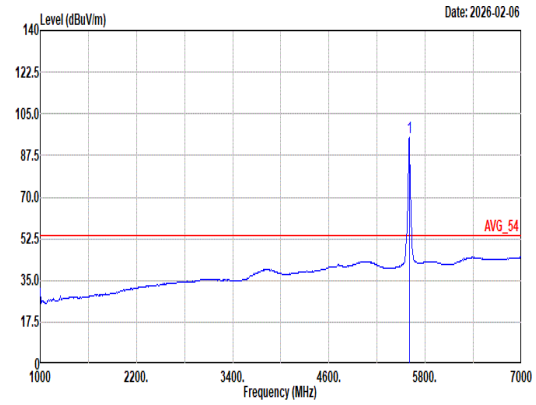 Site : 03CH21-HY Condition: AVG_54 3m DRH18-E_LE2C03A18EN_250807 VERTICAL : RBW:1000.000kHz VBW:1.000kHz SWT:Auto Freq Level Limit Line Margin Read Level Ant Factor Cable Loss Preamp Factor Aux Factor APos TPos Remark MHz dBuV/m dBuV/m dB dBuV dB/m dB dB dB cm deg 1 5600.00 95.16 ------ ------ 83.13 32.93 13.07 34.91 0.94 270 231 Average

Mode	55	
	Band Edge - R	
	U-NII-2C_5.47-5.725_802.11ax HE20_CH120_Full RU_5600MHz	
ANT	0	
Pol.	Vertical	Fundamental
Peak	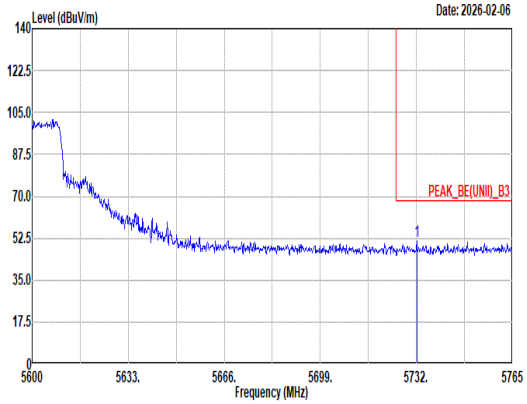 Site : 03CH21-HY Condition: PEAK_BE(UNII)_B3 3m DRH18-E_LE2C03A18EN_250807 VERTICAL : RBW:1000.000kHz VBW:3000.000kHz SWT:Auto Freq Level Limit Line Margin Read Level Ant Factor Cable Loss Preamp Factor Aux Factor APos TPos Remark MHz dBuV/m dBuV/m dB dBuV dB/m dB dB dB cm deg 1 5732.17 51.14 68.20 -17.06 38.30 33.59 13.23 35.06 1.08 270 231 Peak	Blank

Mode	55	
	Harmonic	
	U-NII-2C_5.47-5.725_802.11ax HE20_CH120_Full RU_5600MHz	
ANT	0	
Pol.	Horizontal	Vertical
Peak Avg	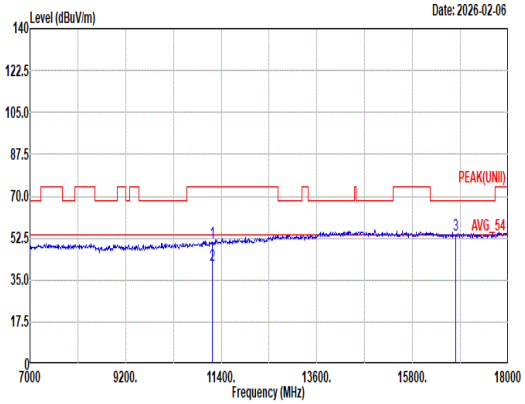 Site : 03CH21-HY Condition: PEAK(UNII) 3m DRH18-E_LE2C03A18EN_250807 HORIZONTAL Freq Level Limit Line Margin Read Level Ant Factor Cable Loss Preamp Factor Aux Factor APos TPos Remark MHz dBuV/m dBuV/m dB dBuV dB/m dB dB dB cm deg 1 11200.00 50.84 74.00 -23.16 32.64 38.00 18.75 40.48 1.93 -- -- Peak 2 11200.00 41.12 54.00 -12.88 22.92 38.00 18.75 40.48 1.93 -- -- Average 3 16800.00 53.92 68.20 -14.28 34.77 40.40 23.35 46.90 2.30 -- -- Peak	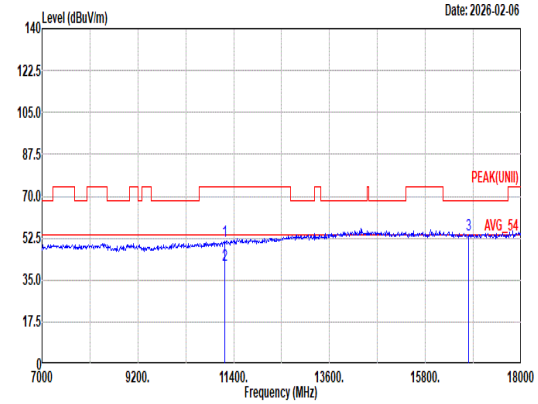 Site : 03CH21-HY Condition: PEAK(UNII) 3m DRH18-E_LE2C03A18EN_250807 VERTICAL Freq Level Limit Line Margin Read Level Ant Factor Cable Loss Preamp Factor Aux Factor APos TPos Remark MHz dBuV/m dBuV/m dB dBuV dB/m dB dB dB cm deg 1 11200.00 51.18 74.00 -22.82 32.98 38.00 18.75 40.48 1.93 -- -- Peak 2 11200.00 41.18 54.00 -12.82 22.98 38.00 18.75 40.48 1.93 -- -- Average 3 16800.00 54.07 68.20 -14.13 34.92 40.40 23.35 46.90 2.30 -- -- Peak

Mode	55	
	Harmonic	
	U-NII-2C_5.47-5.725_802.11ax HE20_CH120_Full RU_5600MHz	
ANT	0	
Pol.	Horizontal	Vertical
10.6G ~18G Avg	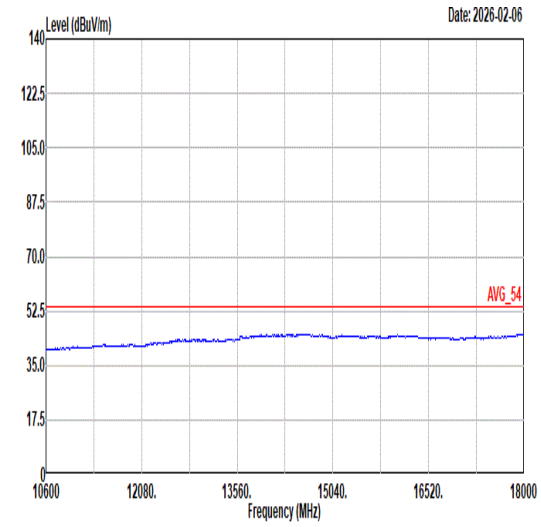 Site : 03CH21-HY Condition: AVG_54 3m DRH18-E_LE2C03A18EN_250807 HORIZONTAL	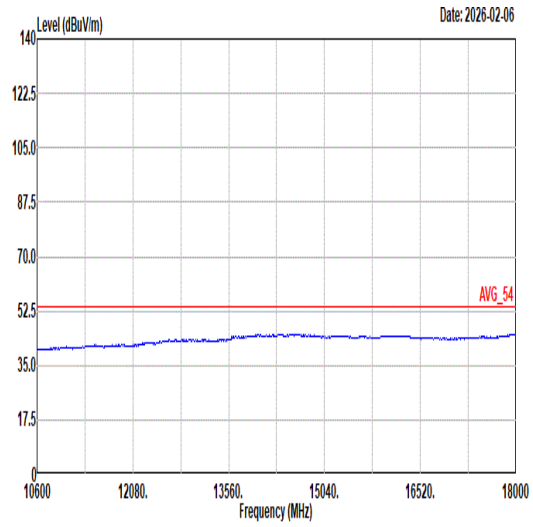 Site : 03CH21-HY Condition: AVG_54 3m DRH18-E_LE2C03A18EN_250807 VERTICAL

Mode	56	
	Band Edge	
	U-NII-2C_5.47-5.725_802.11ax HE20_CH140_Full RU_5700MHz	
ANT	0	
Pol.	Horizontal	Fundamental
Peak	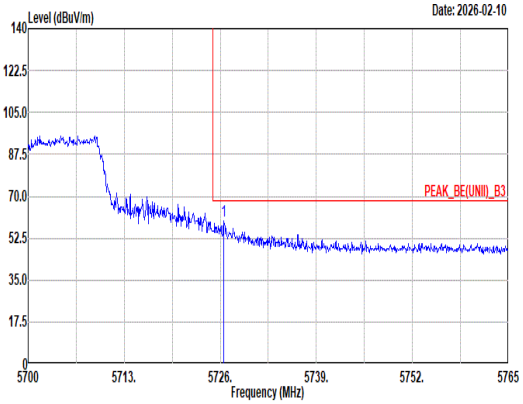 Site : 03CH21-HY Condition: PEAK_BE(UNII)_B3 3m DRH18-E_LE2C03A18EN_250807 HORIZONTAL : RBW:1000.000kHz VBW:3000.000kHz SWT:Auto Freq Level Limit Line Margin Read Level Ant Factor Cable Loss Preamp Factor Aux Factor APos TPos Remark MHz dBuV/m dBuV/m dB dBuV dB/m dB dB dB cm deg 1 5726.46 59.56 68.20 -8.64 46.76 33.56 13.22 35.06 1.08 300 281 Peak	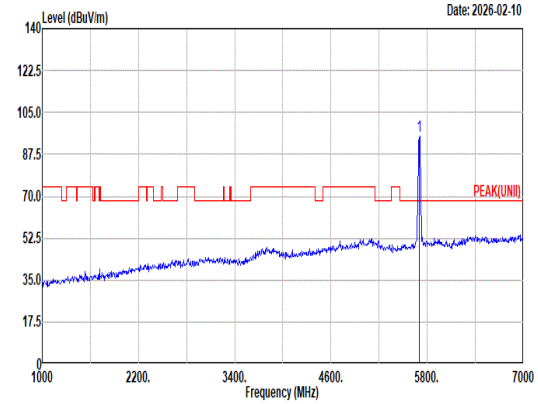 Site : 03CH21-HY Condition: PEAK(UNII) 3m DRH18-E_LE2C03A18EN_250807 HORIZONTAL : RBW:1000.000kHz VBW:3000.000kHz SWT:Auto Freq Level Limit Line Margin Read Level Ant Factor Cable Loss Preamp Factor Aux Factor APos TPos Remark MHz dBuV/m dBuV/m dB dBuV dB/m dB dB dB cm deg 1 5700.00 95.23 ------ ------ 82.55 33.46 13.20 35.04 1.06 300 281 Peak
Avg	Blank	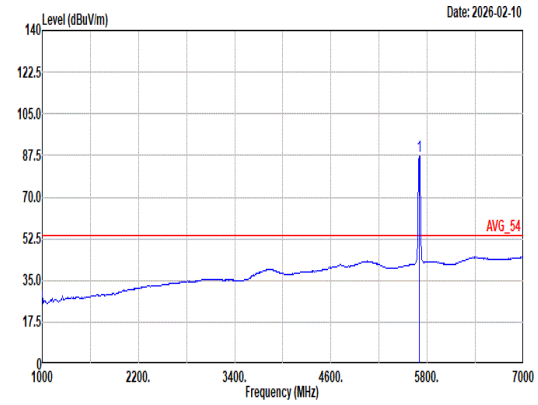 Site : 03CH21-HY Condition: AVG_54 3m DRH18-E_LE2C03A18EN_250807 HORIZONTAL : RBW:1000.000kHz VBW:1.000kHz SWT:Auto Freq Level Limit Line Margin Read Level Ant Factor Cable Loss Preamp Factor Aux Factor APos TPos Remark MHz dBuV/m dBuV/m dB dBuV dB/m dB dB dB cm deg 1 5700.00 87.34 ------ ------ 74.66 33.46 13.20 35.04 1.06 300 281 Average

Mode	56	
	Band Edge	
	U-NII-2C_5.47-5.725_802.11ax HE20_CH140_Full RU_5700MHz	
ANT	0	
Pol.	Vertical	Fundamental
Peak	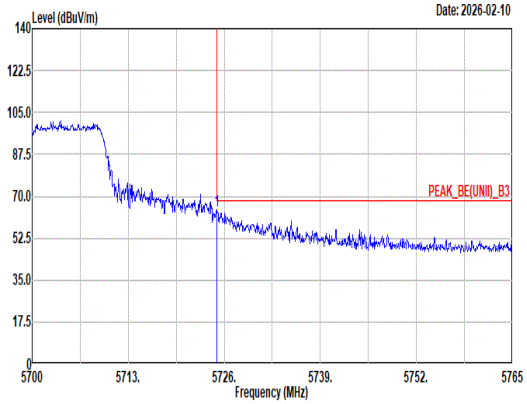 Site : 03CH21-HY Condition: PEAK_BE(UNII)_B3 3m DRH18-E_LE2C03A18EN_250807 VERTICAL : RBW:1000.000kHz VBW:3000.000kHz SWT:Auto Freq Level Limit Line Margin Read Level Ant Factor Cable Loss Preamp Factor Aux Factor APos TPos Remark MHz dBuV/m dBuV/m dB dBuV dB/m dB dB dB cm deg 1 5725.03 63.93 68.20 -4.27 51.14 33.55 13.22 35.05 1.07 300 221 Peak	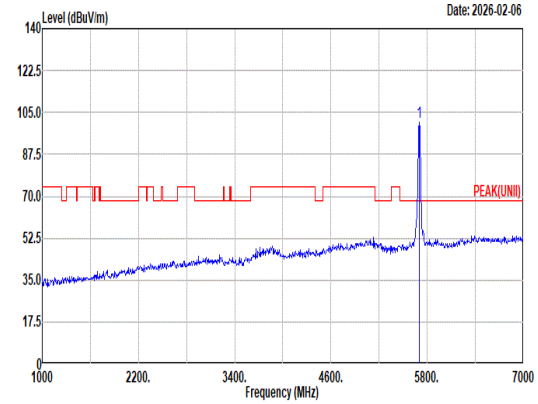 Site : 03CH21-HY Condition: PEAK(UNII) 3m DRH18-E_LE2C03A18EN_250807 VERTICAL : RBW:1000.000kHz VBW:3000.000kHz SWT:Auto Freq Level Limit Line Margin Read Level Ant Factor Cable Loss Preamp Factor Aux Factor APos TPos Remark MHz dBuV/m dBuV/m dB dBuV dB/m dB dB dB cm deg 1 5700.00 101.10 ------ ------ 88.47 33.42 13.19 35.03 1.05 300 221 Peak
Avg	Blank	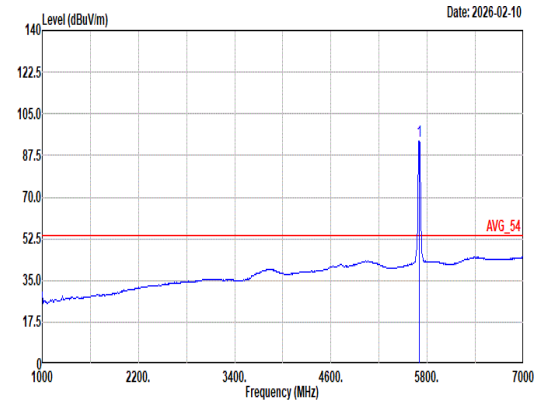 Site : 03CH21-HY Condition: AVG_54 3m DRH18-E_LE2C03A18EN_250807 VERTICAL : RBW:1000.000kHz VBW:1.000kHz SWT:Auto Freq Level Limit Line Margin Read Level Ant Factor Cable Loss Preamp Factor Aux Factor APos TPos Remark MHz dBuV/m dBuV/m dB dBuV dB/m dB dB dB cm deg 1 5700.00 93.34 ------ ------ 80.71 33.42 13.19 35.03 1.05 300 221 Average

Mode	56	
	Harmonic	
	U-NII-2C_5.47-5.725_802.11ax HE20_CH140_Full RU_5700MHz	
ANT	0	
Pol.	Horizontal	Vertical
Peak Avg	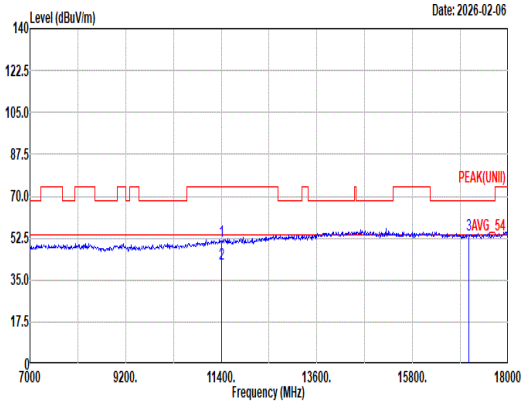 Site : 03CH21-HY Condition: PEAK(UNII) 3m DRH18-E_LE2C03A18EN_250807 HORIZONTAL Freq Level Limit Line Margin Read Level Ant Factor Cable Loss Preamp Factor Aux Factor APos TPos Remark MHz dBuV/m dBuV/m dB dBuV dB/m dB dB dB cm deg 1 11400.00 51.45 74.00 -22.55 32.83 38.40 18.93 40.67 1.96 -- -- Peak 2 11400.00 41.53 54.00 -12.47 22.91 38.40 18.93 40.67 1.96 -- -- Average 3 17100.00 54.05 68.20 -14.15 35.38 39.90 23.54 47.13 2.36 -- -- Peak	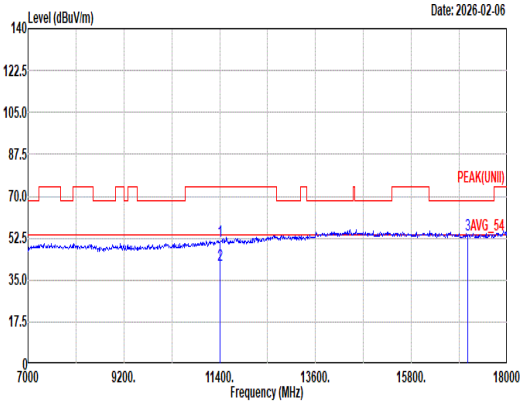 Site : 03CH21-HY Condition: PEAK(UNII) 3m DRH18-E_LE2C03A18EN_250807 VERTICAL Freq Level Limit Line Margin Read Level Ant Factor Cable Loss Preamp Factor Aux Factor APos TPos Remark MHz dBuV/m dBuV/m dB dBuV dB/m dB dB dB cm deg 1 11400.00 51.47 74.00 -22.53 32.85 38.40 18.93 40.67 1.96 -- -- Peak 2 11400.00 41.46 54.00 -12.54 22.84 38.40 18.93 40.67 1.96 -- -- Average 3 17100.00 54.00 68.20 -14.20 35.33 39.90 23.54 47.13 2.36 -- -- Peak

Mode	56	
	Harmonic	
	U-NII-2C_5.47-5.725_802.11ax HE20_CH140_Full RU_5700MHz	
ANT	0	
Pol.	Horizontal	Vertical
10.6G ~18G Avg	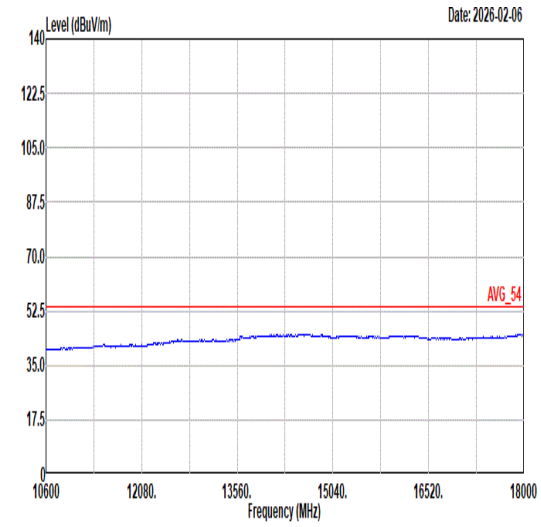 Site : 03CH21-HY Condition: AVG_54 3m DRH18-E_LE2C03A18EN_250807 HORIZONTAL	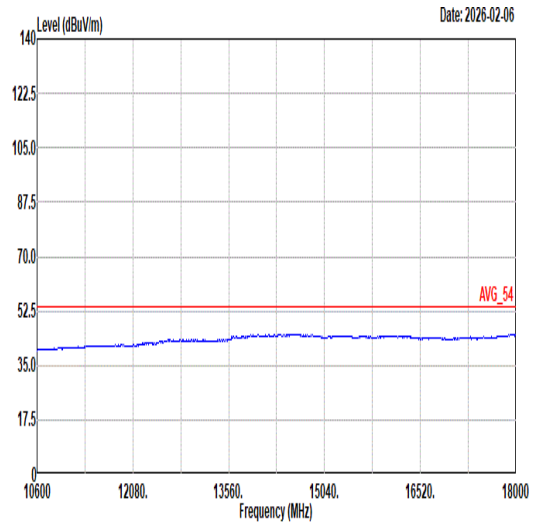 Site : 03CH21-HY Condition: AVG_54 3m DRH18-E_LE2C03A18EN_250807 VERTICAL

Mode	57	
	Band Edge	
	U-NII-2C_5.47-5.725_802.11ax HE20_CH140_Partial RU 26/8_5700MHz	
ANT	0	
Pol.	Horizontal	Fundamental
Peak	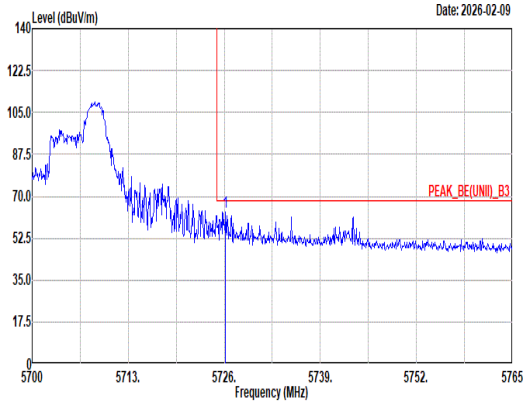 Site : 03CH21-HY Condition: PEAK_BE(UNII)_B3 3m DRH18-E_LE2C03A18EN_250807 HORIZONTAL : RBW:1000.000kHz VBW:3000.000kHz SWT:Auto Freq Level Limit Line Margin Read Level Ant Factor Cable Loss Preamp Factor Aux Factor APos TPos Remark MHz dBuV/m dBuV/m dB dBuV dB/m dB dB dB cm deg 1 5726.20 63.30 68.20 -4.90 50.50 33.56 13.22 35.06 1.08 100 197 Peak	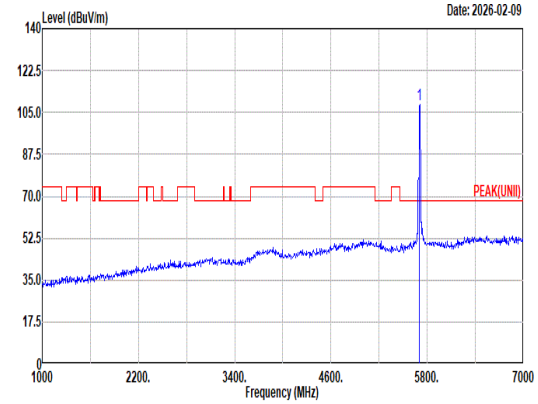 Site : 03CH21-HY Condition: PEAK(UNII) 3m DRH18-E_LE2C03A18EN_250807 HORIZONTAL : RBW:1000.000kHz VBW:3000.000kHz SWT:Auto Freq Level Limit Line Margin Read Level Ant Factor Cable Loss Preamp Factor Aux Factor APos TPos Remark MHz dBuV/m dBuV/m dB dBuV dB/m dB dB dB cm deg 1 5700.00 108.23 ------ ------ 95.55 33.46 13.20 35.04 1.06 100 197 Peak
Avg	Blank	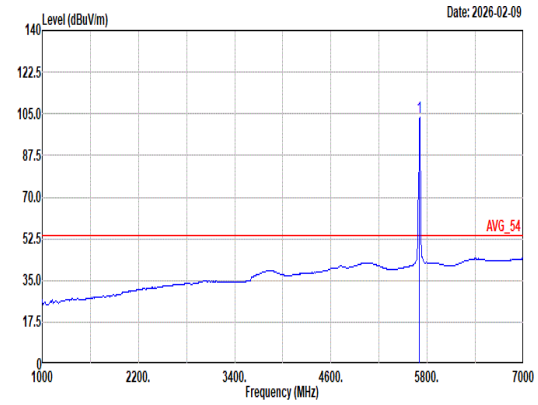 Site : 03CH21-HY Condition: AVG_54 3m DRH18-E_LE2C03A18EN_250807 HORIZONTAL : RBW:1000.000kHz VBW:0.200kHz SWT:Auto Freq Level Limit Line Margin Read Level Ant Factor Cable Loss Preamp Factor Aux Factor APos TPos Remark MHz dBuV/m dBuV/m dB dBuV dB/m dB dB dB cm deg 1 5700.00 103.40 ------ ------ 90.72 33.46 13.20 35.04 1.06 100 197 Average

Mode	57	
	Band Edge	
	U-NII-2C_5.47-5.725_802.11ax HE20_CH140_Partial RU 26/8_5700MHz	
ANT	0	
Pol.	Vertical	Fundamental
Peak	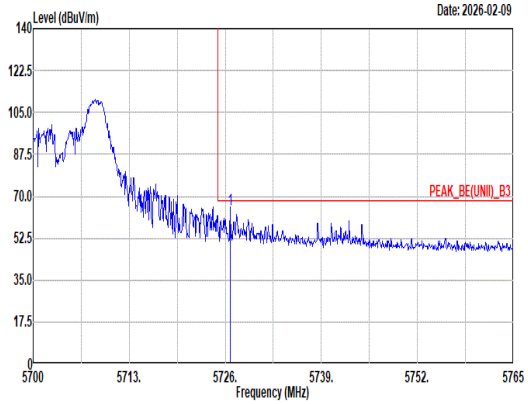 Site : 03CH21-HY Condition: PEAK_BE(UNII)_B3 3m DRH18-E_LE2C03A18EN_250807 VERTICAL : RBW:1000.000kHz VBW:3000.000kHz SWT:Auto Freq Level Limit Line Margin Read Level Ant Factor Cable Loss Preamp Factor Aux Factor APos TPos Remark MHz dBuV/m dBuV/m dB dBuV dB/m dB dB dB cm deg 1 5726.65 64.46 68.20 -3.74 51.66 33.56 13.22 35.06 1.08 238 214 Peak	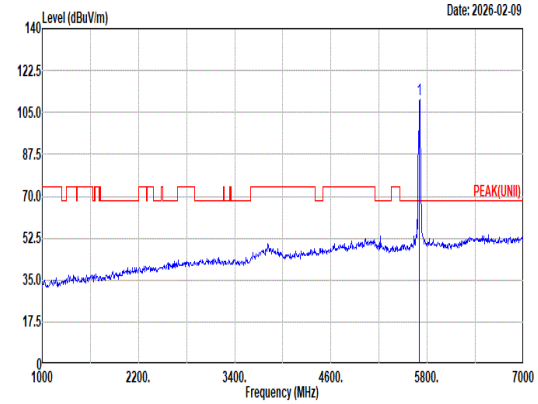 Site : 03CH21-HY Condition: PEAK(UNII) 3m DRH18-E_LE2C03A18EN_250807 VERTICAL : RBW:1000.000kHz VBW:3000.000kHz SWT:Auto Freq Level Limit Line Margin Read Level Ant Factor Cable Loss Preamp Factor Aux Factor APos TPos Remark MHz dBuV/m dBuV/m dB dBuV dB/m dB dB dB cm deg 1 5700.00 110.66 ------ ------ 97.98 33.46 13.20 35.04 1.06 238 214 Peak
Avg	Blank	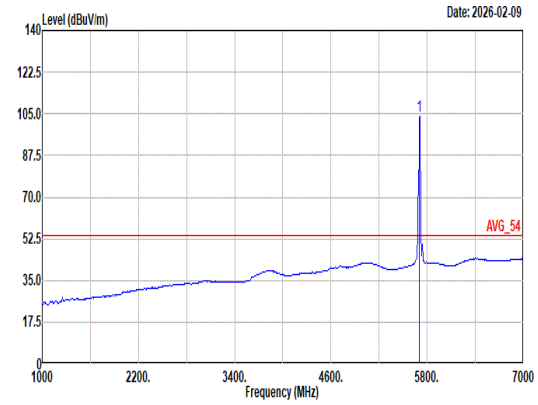 Site : 03CH21-HY Condition: AVG_54 3m DRH18-E_LE2C03A18EN_250807 VERTICAL : RBW:1000.000kHz VBW:0.200kHz SWT:Auto Freq Level Limit Line Margin Read Level Ant Factor Cable Loss Preamp Factor Aux Factor APos TPos Remark MHz dBuV/m dBuV/m dB dBuV dB/m dB dB dB cm deg 1 5700.00 104.13 ------ ------ 91.45 33.46 13.20 35.04 1.06 238 214 Average

Mode	58	
	Band Edge	
	U-NII-2C_5.47-5.725_802.11ax HE20_CH140_Partial RU 52/40_5700MHz	
ANT	0	
Pol.	Horizontal	Fundamental
Peak	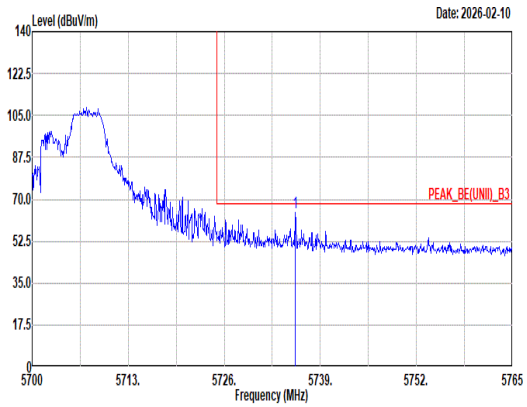 Site : 03CH21-HY Condition: PEAK_BE(UNII)_B3 3m DRH18-E_LE2C03A18EN_250807 HORIZONTAL : RBW:1000.000kHz VBW:3000.000kHz SWT:Auto Freq Level Limit Line Margin Read Level Ant Factor Cable Loss Preamp Factor Aux Factor APos TPos Remark MHz dBuV/m dBuV/m dB dBuV dB/m dB dB dB cm deg 1 5735.62 64.50 68.20 -3.70 51.64 33.61 13.23 35.07 1.09 117 185 Peak	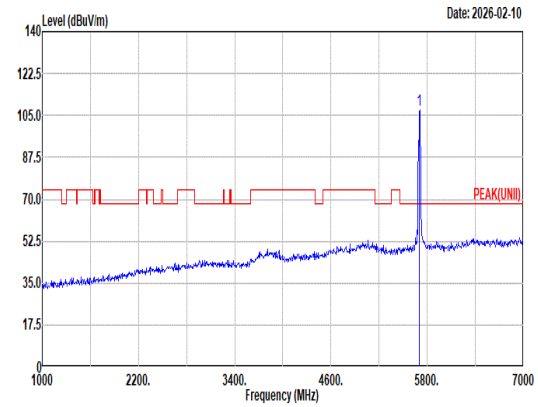 Site : 03CH21-HY Condition: PEAK(UNII) 3m DRH18-E_LE2C03A18EN_250807 HORIZONTAL : RBW:1000.000kHz VBW:3000.000kHz SWT:Auto Freq Level Limit Line Margin Read Level Ant Factor Cable Loss Preamp Factor Aux Factor APos TPos Remark MHz dBuV/m dBuV/m dB dBuV dB/m dB dB dB cm deg 1 5700.00 107.25 ------ ------ 94.57 33.46 13.20 35.04 1.06 117 185 Peak
Avg	Blank	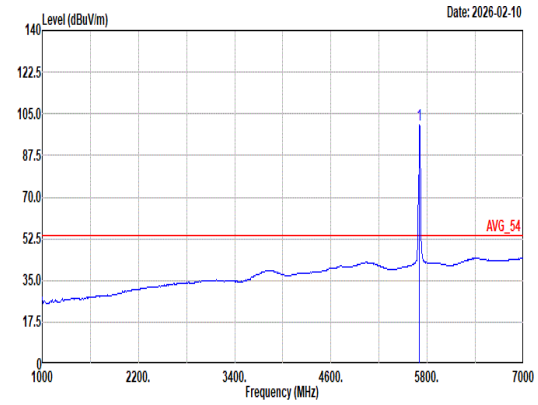 Site : 03CH21-HY Condition: AVG_54 3m DRH18-E_LE2C03A18EN_250807 HORIZONTAL : RBW:1000.000kHz VBW:0.200kHz SWT:Auto Freq Level Limit Line Margin Read Level Ant Factor Cable Loss Preamp Factor Aux Factor APos TPos Remark MHz dBuV/m dBuV/m dB dBuV dB/m dB dB dB cm deg 1 5700.00 100.36 ------ ------ 87.73 33.42 13.19 35.03 1.05 117 185 Average

Mode	58	
	Band Edge	
	U-NII-2C_5.47-5.725_802.11ax HE20_CH140_Partial RU 52/40_5700MHz	
ANT	0	
Pol.	Vertical	Fundamental
Peak	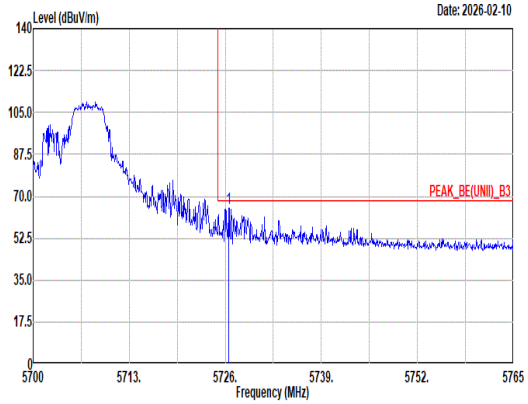 Site : 03CH21-HY Condition: PEAK_BE(UNII)_B3 3m DRH18-E_LE2C03A18EN_250807 VERTICAL : RBW:1000.000kHz VBW:3000.000kHz SWT:Auto Freq Level Limit Line Margin Read Level Ant Factor Cable Loss Preamp Factor Aux Factor APos TPos Remark MHz dBuV/m dBuV/m dB dBuV dB/m dB dB dB cm deg 1 5726.46 65.22 68.20 -2.98 52.42 33.56 13.22 35.06 1.08 100 225 Peak	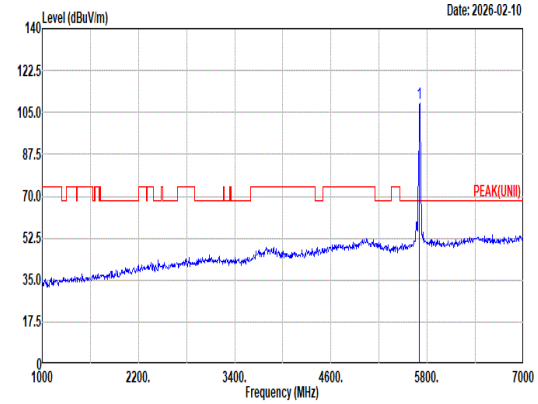 Site : 03CH21-HY Condition: PEAK(UNII) 3m DRH18-E_LE2C03A18EN_250807 VERTICAL : RBW:1000.000kHz VBW:3000.000kHz SWT:Auto Freq Level Limit Line Margin Read Level Ant Factor Cable Loss Preamp Factor Aux Factor APos TPos Remark MHz dBuV/m dBuV/m dB dBuV dB/m dB dB dB cm deg 1 5700.00 108.61 ------ ------ 95.93 33.46 13.20 35.04 1.06 100 225 Peak
Avg	Blank	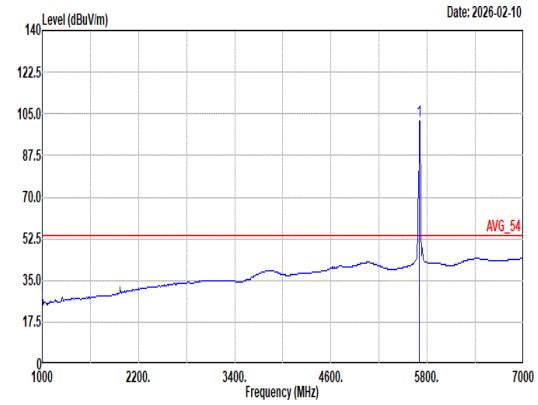 Site : 03CH21-HY Condition: AVG_54 3m DRH18-E_LE2C03A18EN_250807 VERTICAL : RBW:1000.000kHz VBW:0.200kHz SWT:Auto Freq Level Limit Line Margin Read Level Ant Factor Cable Loss Preamp Factor Aux Factor APos TPos Remark MHz dBuV/m dBuV/m dB dBuV dB/m dB dB dB cm deg 1 5700.00 102.02 ------ ------ 89.34 33.46 13.20 35.04 1.06 100 225 Average

Mode	59	
	Band Edge	
	U-NII-2C_5.47-5.725_802.11ax HE20_CH140_Partial RU 106/54_5700MHz	
ANT	0	
Pol.	Horizontal	Fundamental
Peak	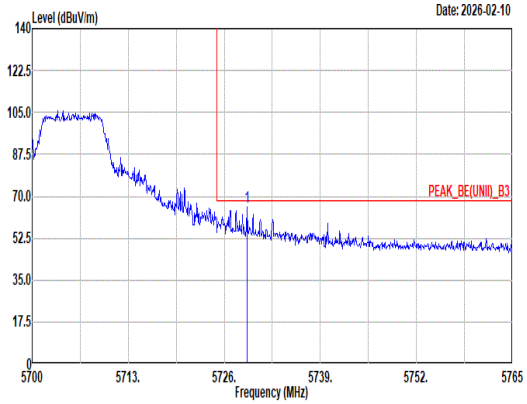 Site : 03CH21-HY Condition: PEAK_BE(UNII)_B3 3m DRH18-E_LE2C03A18EN_250807 HORIZONTAL : RBW:1000.000kHz VBW:3000.000kHz SWT:Auto 1 5729.12 65.72 68.20 -2.48 52.91 33.57 13.22 35.06 1.08 100 188 Peak	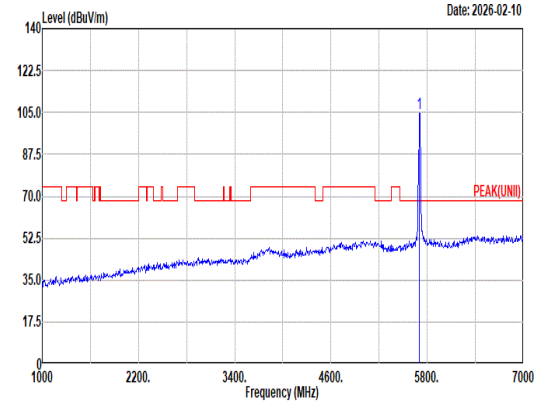 Site : 03CH21-HY Condition: PEAK(UNII) 3m DRH18-E_LE2C03A18EN_250807 HORIZONTAL : RBW:1000.000kHz VBW:3000.000kHz SWT:Auto 1 5700.00 104.81 ------ ------ 92.13 33.46 13.20 35.04 1.06 100 188 Peak
Avg	Blank	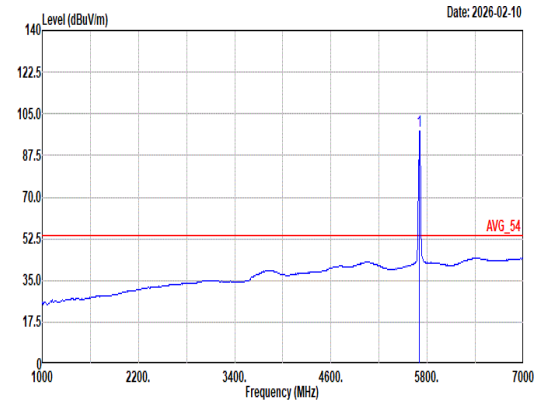 Site : 03CH21-HY Condition: AVG_54 3m DRH18-E_LE2C03A18EN_250807 HORIZONTAL : RBW:1000.000kHz VBW:0.220kHz SWT:Auto 1 5700.00 97.70 ------ ------ 85.07 33.42 13.19 35.03 1.05 100 188 Average

Mode	59	
	Band Edge	
	U-NII-2C_5.47-5.725_802.11ax HE20_CH140_Partial RU 106/54_5700MHz	
ANT	0	
Pol.	Vertical	Fundamental
Peak	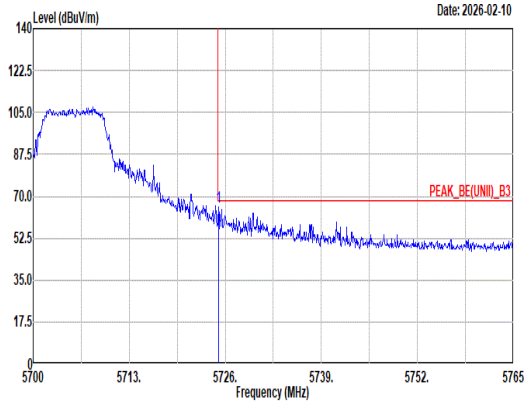 Site : 03CH21-HY Condition: PEAK_BE(UNII)_B3 3m DRH18-E_LE2C03A18EN_250807 VERTICAL : RBW:1000.000kHz VBW:3000.000kHz SWT:Auto Freq Level Limit Line Margin Read Level Ant Factor Cable Loss Preamp Factor Aux Factor APos TPos Remark MHz dBuV/m dBuV/m dB dBuV dB/m dB dB dB cm deg 1 5725.09 65.46 68.20 -2.74 52.67 33.55 13.22 35.05 1.07 262 216 Peak	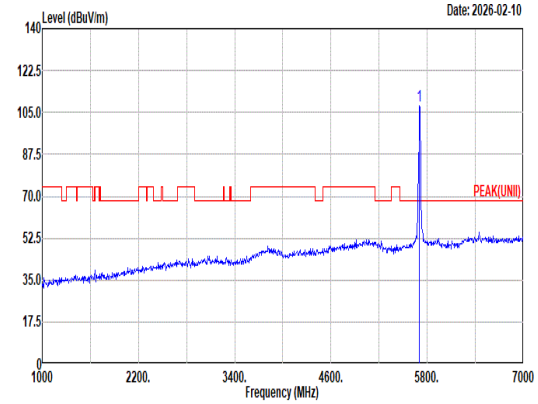 Site : 03CH21-HY Condition: PEAK(UNII) 3m DRH18-E_LE2C03A18EN_250807 VERTICAL : RBW:1000.000kHz VBW:3000.000kHz SWT:Auto Freq Level Limit Line Margin Read Level Ant Factor Cable Loss Preamp Factor Aux Factor APos TPos Remark MHz dBuV/m dBuV/m dB dBuV dB/m dB dB dB cm deg 1 5700.00 107.95 ------ ------ 95.32 33.42 13.19 35.03 1.05 262 216 Peak
Avg	Blank	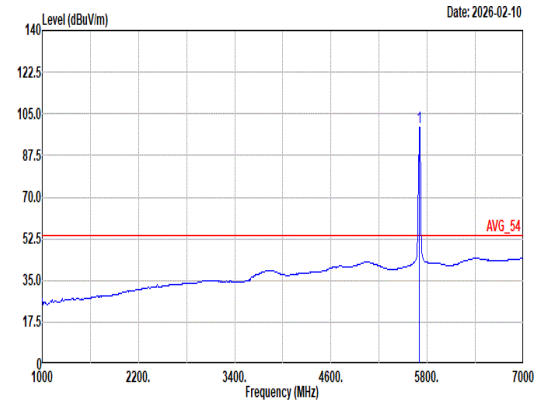 Site : 03CH21-HY Condition: AVG_54 3m DRH18-E_LE2C03A18EN_250807 VERTICAL : RBW:1000.000kHz VBW:0.220kHz SWT:Auto Freq Level Limit Line Margin Read Level Ant Factor Cable Loss Preamp Factor Aux Factor APos TPos Remark MHz dBuV/m dBuV/m dB dBuV dB/m dB dB dB cm deg 1 5700.00 99.50 ------ ------ 86.87 33.42 13.19 35.03 1.05 262 216 Average

Mode	60	
	Band Edge - L	
	U-NII-2C_5.47-5.725_802.11ax HE20_CH144_Full RU_5720MHz	
ANT	0	
Pol.	Horizontal	Fundamental
Peak	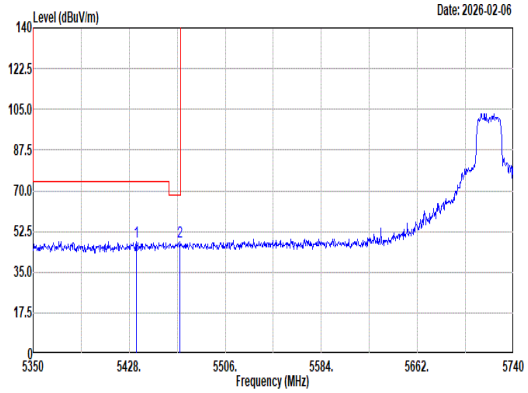 Site : 03CH21-HY Condition: STRADDLES U-NII-1&2A 3m DRH18-E_LE2C03A18EN_250807 HORIZONTAL : RBW:1000.000kHz VBW:3000.000kHz SWT:Auto Freq Level Limit Line Margin Read Level Ant Factor Cable Loss Preamp Factor Aux Factor APos TPos Remark MHz dBuV/m dBuV/m dB dBuV dB/m dB dB dB cm deg 1 5433.85 48.32 74.00 -25.68 36.73 32.34 12.89 34.68 1.04 100 183 Peak 2 5469.34 48.04 68.20 -20.16 36.40 32.44 12.93 34.74 1.01 100 183 Peak	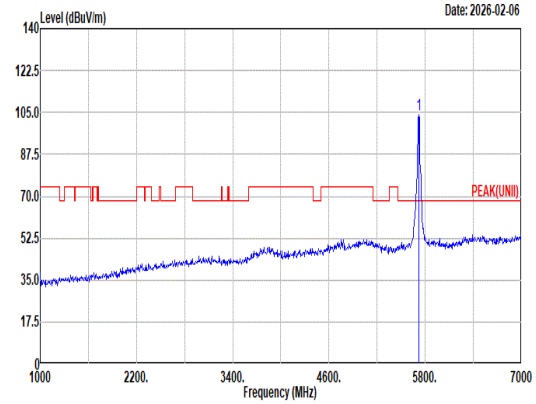 Site : 03CH21-HY Condition: PEAK(UNII) 3m DRH18-E_LE2C03A18EN_250807 HORIZONTAL : RBW:1000.000kHz VBW:3000.000kHz SWT:Auto Freq Level Limit Line Margin Read Level Ant Factor Cable Loss Preamp Factor Aux Factor APos TPos Remark MHz dBuV/m dBuV/m dB dBuV dB/m dB dB dB cm deg 1 5720.00 104.22 ------ ------ 91.50 33.50 13.20 35.04 1.06 100 183 Peak
Avg	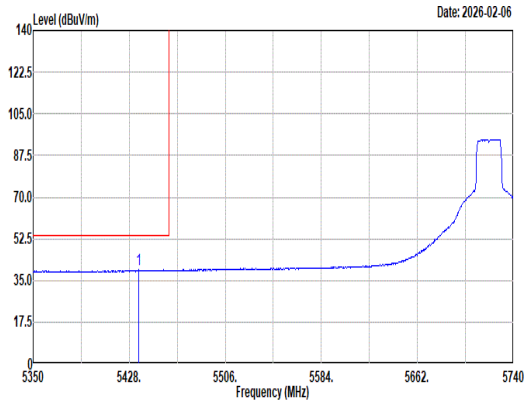 Site : 03CH21-HY Condition: U-NII-1&2A AVERAGE 3m DRH18-E_LE2C03A18EN_250807 HORIZONTAL : RBW:1000.000kHz VBW:1.000kHz SWT:Auto Freq Level Limit Line Margin Read Level Ant Factor Cable Loss Preamp Factor Aux Factor APos TPos Remark MHz dBuV/m dBuV/m dB dBuV dB/m dB dB dB cm deg 1 5435.41 39.50 54.00 -14.50 27.91 32.34 12.90 34.69 1.04 100 183 Average	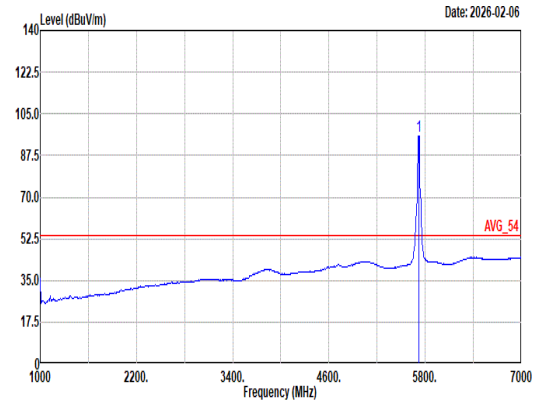 Site : 03CH21-HY Condition: AVG_54 3m DRH18-E_LE2C03A18EN_250807 HORIZONTAL : RBW:1000.000kHz VBW:1.000kHz SWT:Auto Freq Level Limit Line Margin Read Level Ant Factor Cable Loss Preamp Factor Aux Factor APos TPos Remark MHz dBuV/m dBuV/m dB dBuV dB/m dB dB dB cm deg 1 5720.00 95.84 ------ ------ 83.08 33.53 13.21 35.05 1.07 100 183 Average

Mode	60	
	Band Edge - R	
	U-NII-2C_5.47-5.725_802.11ax HE20_CH144_Full RU_5720MHz	
ANT	0	
Pol.	Horizontal	Fundamental
Peak	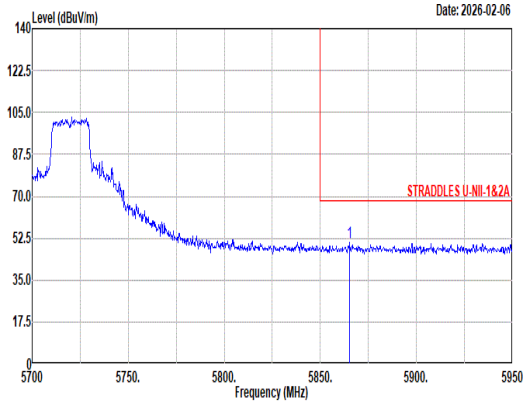 Site : 03CH21-HY Condition: STRADDLES U-NII-1&2A 3m DRH18-E_LE2C03A18EN_250807 HORIZONTAL : RBW:1000.000kHz VBW:3000.000kHz SWT:Auto Limit Read Ant Cable Preamp Aux APos TPos Freq Level Line Margin Level Factor Loss Factor Factor Remark MHz dBuV/m dBuV/m dB dBuV dB/m dB dB dB cm deg 1 5865.25 50.90 68.20 -17.30 37.97 33.70 13.39 35.23 1.07 100 183 Peak	Blank

Mode	60	
	Band Edge - L	
	U-NII-2C_5.47-5.725_802.11ax HE20_CH144_Full RU_5720MHz	
ANT	0	
Pol.	Vertical	Fundamental
Peak	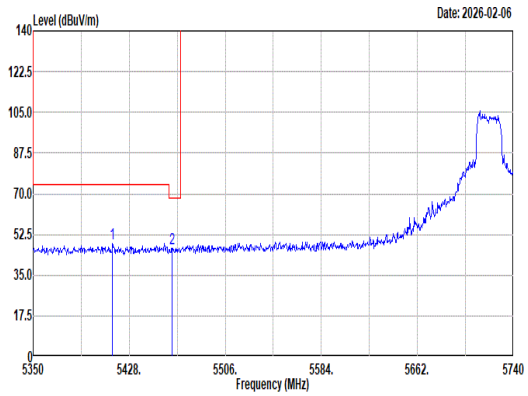 Site : 03CH21-HY Condition: STRADDLES U-NII-1&2A 3m DRH18-E_LE2C03A18EN_250807 VERTICAL : RBW:1000.000kHz VBW:3000.000kHz SWT:Auto Freq Level Limit Line Margin Read Level Ant Factor Cable Loss Preamp Factor Aux Factor APos TPos Remark MHz dBuV/m dBuV/m dB dBuV dB/m dB dB dB cm deg 1 5414.35 48.48 74.00 -25.52 36.96 32.26 12.87 34.66 1.05 263 213 Peak 2 5462.71 46.61 68.20 -21.59 34.97 32.43 12.92 34.73 1.02 263 213 Peak	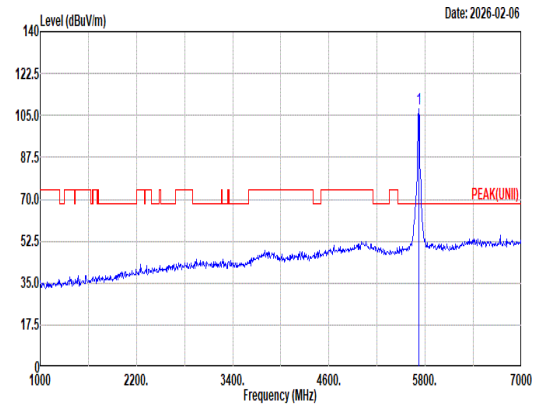 Site : 03CH21-HY Condition: PEAK(UNII) 3m DRH18-E_LE2C03A18EN_250807 VERTICAL : RBW:1000.000kHz VBW:3000.000kHz SWT:Auto Freq Level Limit Line Margin Read Level Ant Factor Cable Loss Preamp Factor Aux Factor APos TPos Remark MHz dBuV/m dBuV/m dB dBuV dB/m dB dB dB cm deg 1 5720.00 108.02 ------ ------ 95.30 33.50 13.20 35.04 1.06 263 213 Peak
Avg	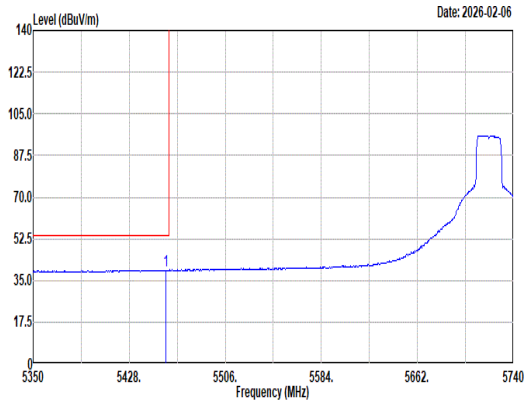 Site : 03CH21-HY Condition: U-NII-1&2A AVERAGE 3m DRH18-E_LE2C03A18EN_250807 VERTICAL : RBW:1000.000kHz VBW:1.000kHz SWT:Auto Freq Level Limit Line Margin Read Level Ant Factor Cable Loss Preamp Factor Aux Factor APos TPos Remark MHz dBuV/m dBuV/m dB dBuV dB/m dB dB dB cm deg 1 5457.64 39.35 54.00 -14.65 27.71 32.42 12.92 34.72 1.02 263 213 Average	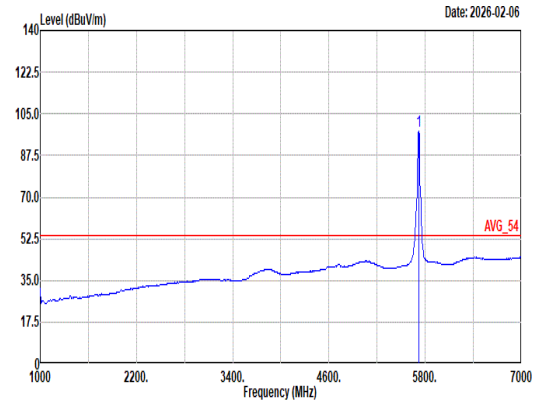 Site : 03CH21-HY Condition: AVG_54 3m DRH18-E_LE2C03A18EN_250807 VERTICAL : RBW:1000.000kHz VBW:1.000kHz SWT:Auto Freq Level Limit Line Margin Read Level Ant Factor Cable Loss Preamp Factor Aux Factor APos TPos Remark MHz dBuV/m dBuV/m dB dBuV dB/m dB dB dB cm deg 1 5720.00 97.59 ------ ------ 84.87 33.50 13.20 35.04 1.06 263 213 Average

Mode	60	
	Band Edge - R	
	U-NII-2C_5.47-5.725_802.11ax HE20_CH144_Full RU_5720MHz	
ANT	0	
Pol.	Vertical	Fundamental
Peak	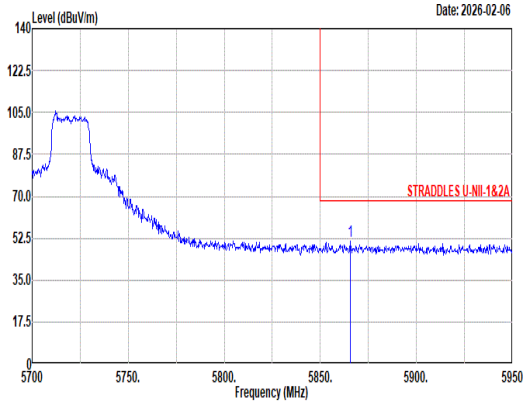 Site : 03CH21-HY Condition: STRADDLES U-NII-1&2A 3m DRH18-E_LE2C03A18EN_250807 VERTICAL : RBW:1000.000kHz VBW:3000.000kHz SWT:Auto Limit Read Ant Cable Preamp Aux APos TPos Freq Level Line Margin Level Factor Loss Factor Factor Remark MHz dBuV/m dBuV/m dB dBuV dB/m dB dB dB cm deg 1 5865.50 51.33 68.20 -16.87 38.40 33.70 13.39 35.23 1.07 263 213 Peak	Blank

Mode	60	
	Harmonic	
	U-NII-2C_5.47-5.725_802.11ax HE20_CH144_Full RU_5720MHz	
ANT	0	
Pol.	Horizontal	Vertical
Peak Avg	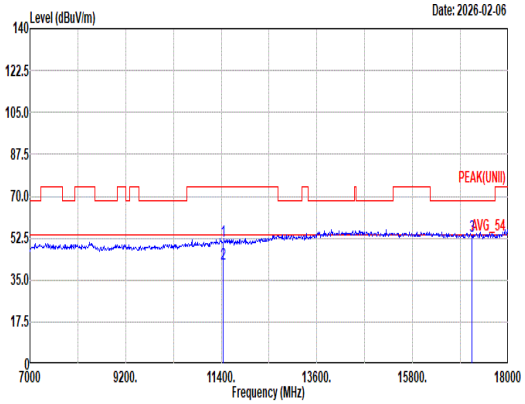 Site : 03CH21-HY Condition: PEAK(UNII) 3m DRH18-E_LE2C03A18EN_250807 HORIZONTAL Freq Level Limit Line Margin Read Level Ant Factor Cable Loss Preamp Factor Aux Factor APos TPos Remark MHz dBuV/m dBuV/m dB dBuV dB/m dB dB dB cm deg 1 11440.00 51.16 74.00 -22.84 32.54 38.40 18.96 40.71 1.97 -- -- Peak 2 11440.00 41.71 54.00 -12.29 23.09 38.40 18.96 40.71 1.97 -- -- Average 3 17160.00 53.59 68.20 -14.61 35.08 39.80 23.58 47.24 2.37 -- -- Peak	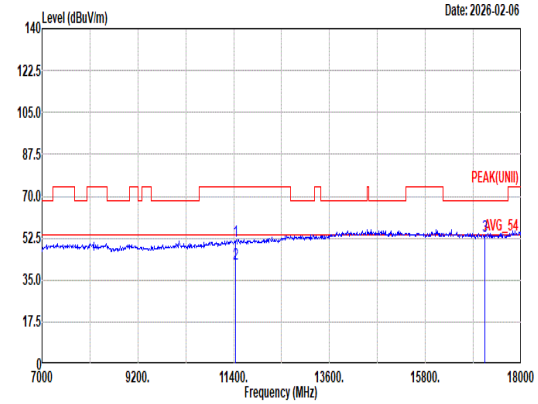 Site : 03CH21-HY Condition: PEAK(UNII) 3m DRH18-E_LE2C03A18EN_250807 VERTICAL Freq Level Limit Line Margin Read Level Ant Factor Cable Loss Preamp Factor Aux Factor APos TPos Remark MHz dBuV/m dBuV/m dB dBuV dB/m dB dB dB cm deg 1 11440.00 51.31 74.00 -22.69 32.69 38.40 18.96 40.71 1.97 -- -- Peak 2 11440.00 41.83 54.00 -12.17 23.21 38.40 18.96 40.71 1.97 -- -- Average 3 17160.00 53.50 68.20 -14.70 34.99 39.80 23.58 47.24 2.37 -- -- Peak

Mode	60	
	Harmonic	
	U-NII-2C_5.47-5.725_802.11ax HE20_CH144_Full RU_5720MHz	
ANT	0	
Pol.	Horizontal	Vertical
10.6G ~18G Avg	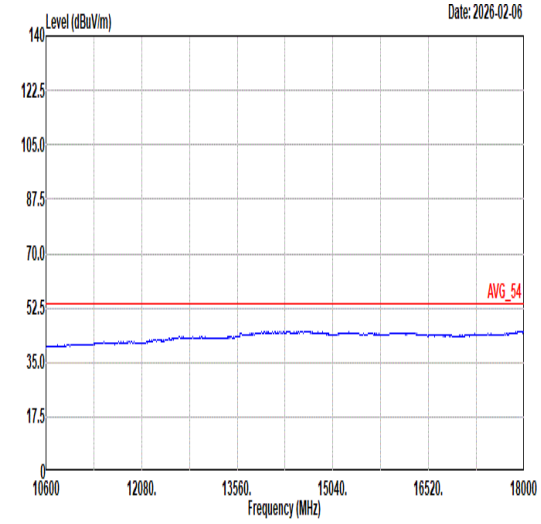 Site : 03CH21-HY Condition: AVG_54 3m DRH18-E_LE2C03A18EN_250807 HORIZONTAL	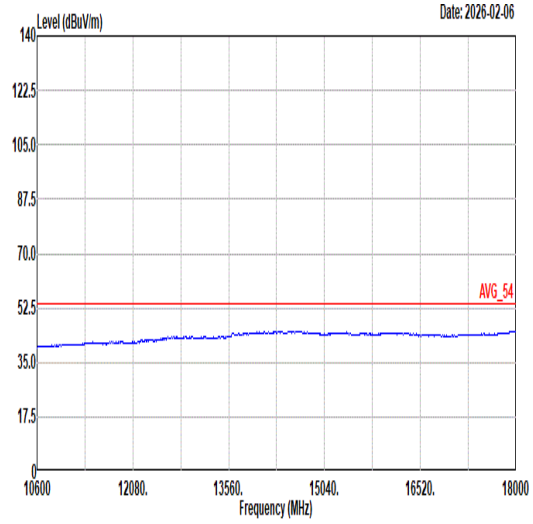 Site : 03CH21-HY Condition: AVG_54 3m DRH18-E_LE2C03A18EN_250807 VERTICAL

Mode	61	
	Band Edge - L	
	U-NII-2C_5.47-5.725_802.11ax HE40_CH102_Full RU_5510MHz	
ANT	0	
Pol.	Horizontal	Fundamental
Peak	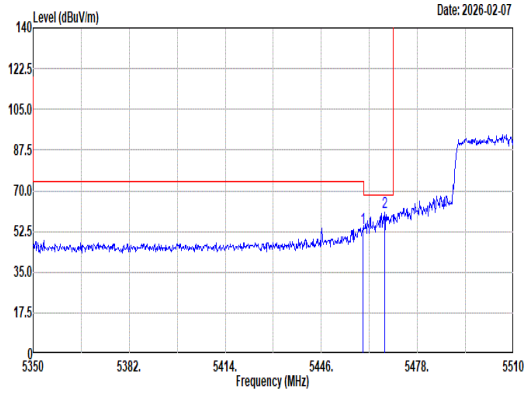 Site : 03CH21-HY Condition: PEAK_BE(UNII)_B3 3m DRH18-E_LE2C03A18EN_250807 HORIZONTAL : RBW:1000.000kHz VBW:3000.000kHz SWT:Auto Freq Level Limit Line Margin Read Level Ant Factor Cable Loss Preamp Factor Aux Factor APos TPos Remark MHz dBuV/m dBuV/m dB dBuV dB/m dB dB dB cm deg 1 5459.76 53.96 74.00 -20.04 42.32 32.42 12.92 34.72 1.02 100 190 Peak 2 5467.12 60.80 68.20 -7.40 49.15 32.43 12.93 34.73 1.02 100 190 Peak	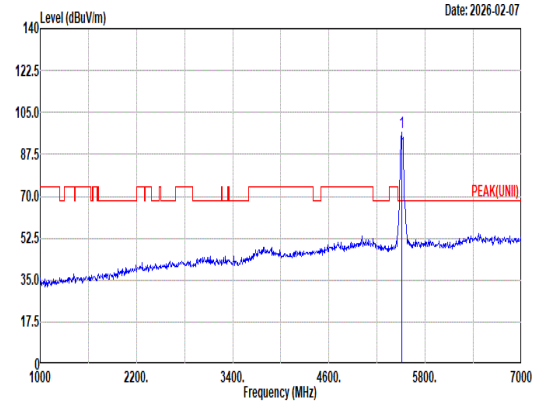 Site : 03CH21-HY Condition: PEAK(UNII) 3m DRH18-E_LE2C03A18EN_250807 HORIZONTAL : RBW:1000.000kHz VBW:3000.000kHz SWT:Auto Freq Level Limit Line Margin Read Level Ant Factor Cable Loss Preamp Factor Aux Factor APos TPos Remark MHz dBuV/m dBuV/m dB dBuV dB/m dB dB dB cm deg 1 5510.00 96.75 ------ ------ 85.06 32.52 12.97 34.79 0.99 100 190 Peak
Avg	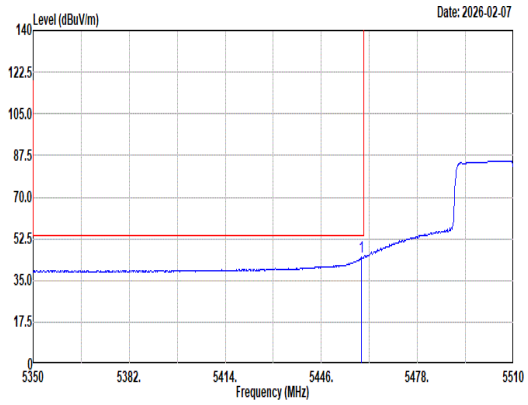 Site : 03CH21-HY Condition: AVG_BE(UNII)_B3 3m DRH18-E_LE2C03A18EN_250807 HORIZONTAL : RBW:1000.000kHz VBW:1.000kHz SWT:Auto Freq Level Limit Line Margin Read Level Ant Factor Cable Loss Preamp Factor Aux Factor APos TPos Remark MHz dBuV/m dBuV/m dB dBuV dB/m dB dB dB cm deg 1 5459.28 44.65 54.00 -9.35 33.01 32.42 12.92 34.72 1.02 100 190 Average	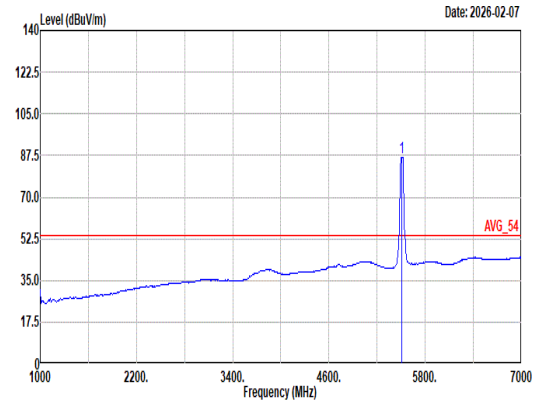 Site : 03CH21-HY Condition: AVG_54 3m DRH18-E_LE2C03A18EN_250807 HORIZONTAL : RBW:1000.000kHz VBW:1.000kHz SWT:Auto Freq Level Limit Line Margin Read Level Ant Factor Cable Loss Preamp Factor Aux Factor APos TPos Remark MHz dBuV/m dBuV/m dB dBuV dB/m dB dB dB cm deg 1 5510.00 86.84 ------ ------ 75.11 32.57 12.98 34.80 0.98 100 190 Average

Mode	61	
	Band Edge - R	
	U-NII-2C_5.47-5.725_802.11ax HE40_CH102_Full RU_5510MHz	
ANT	0	
Pol.	Horizontal	Fundamental
Peak	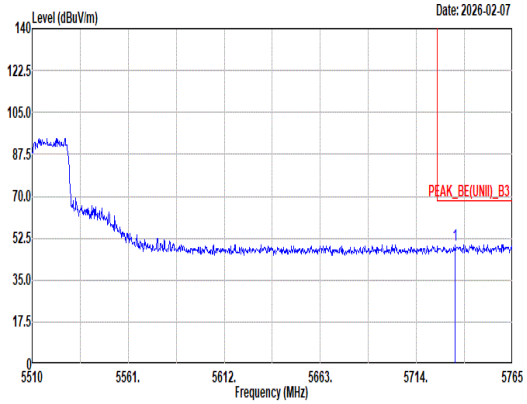 Site : 03CH21-HY Condition: PEAK_BE(UNII)_B3 3m DRH18-E_LE2C03A18EN_250807 HORIZONTAL : RBW:1000.000kHz VBW:3000.000kHz SWT:Auto Freq Level Limit Line Margin Read Level Ant Factor Cable Loss Preamp Factor Aux Factor APos TPos Remark MHz dBuV/m dBuV/m dB dBuV dB/m dB dB dB cm deg 1 5734.66 49.86 68.20 -18.34 37.01 33.61 13.23 35.07 1.08 100 190 Peak	Blank

Mode	61	
	Band Edge - L	
	U-NII-2C_5.47-5.725_802.11ax HE40_CH102_Full RU_5510MHz	
ANT	0	
Pol.	Vertical	Fundamental
Peak	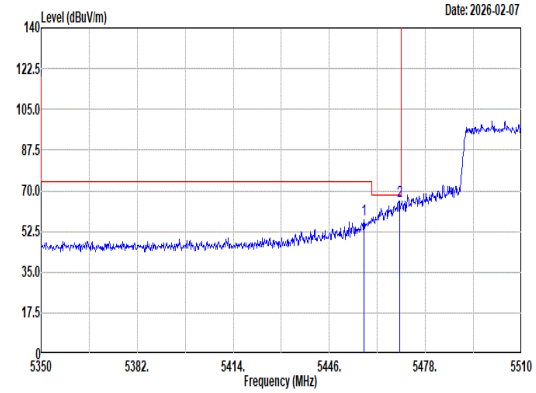 Site : 03CH21-HY Condition: PEAK_BE(UNII)_B3 3m DRH18-E_LE2C03A18EN_250807 VERTICAL : RBW:1000.000kHz VBW:3000.000kHz SWT:Auto Limit Read Ant Cable Preamp Aux APos TPos Freq Level Line Margin Level Factor Loss Factor Factor Remark MHz dBuV/m dBuV/m dB dBuV dB/m dB dB dB cm deg 1 5457.52 57.38 74.00 -16.62 45.74 32.42 12.92 34.72 1.02 282 222 Peak 2 5469.52 65.54 68.20 -2.66 53.90 32.44 12.93 34.74 1.01 282 222 Peak	
Avg	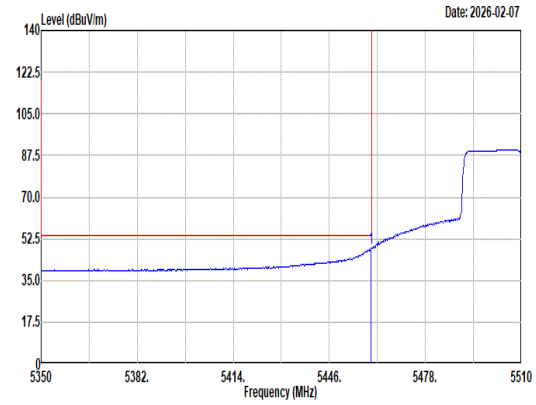 Site : 03CH21-HY Condition: AVG_BE(UNII)_B3 3m DRH18-E_LE2C03A18EN_250807 VERTICAL : RBW:1000.000kHz VBW:1.000kHz SWT:Auto Limit Read Ant Cable Preamp Aux APos TPos Freq Level Line Margin Level Factor Loss Factor Factor Remark MHz dBuV/m dBuV/m dB dBuV dB/m dB dB dB cm deg 1 5459.92 48.65 54.00 -5.35 37.01 32.42 12.92 34.72 1.02 282 222 Average	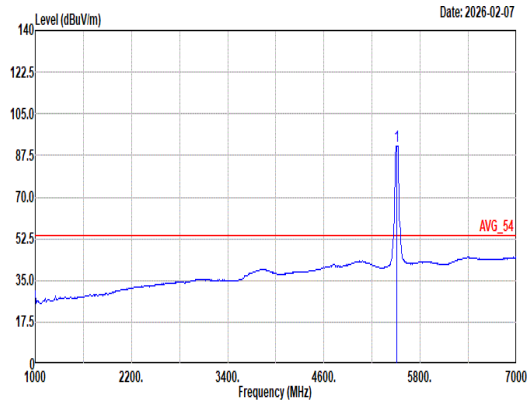 Site : 03CH21-HY Condition: AVG_54 3m DRH18-E_LE2C03A18EN_250807 VERTICAL : RBW:1000.000kHz VBW:1.000kHz SWT:Auto Limit Read Ant Cable Preamp Aux APos TPos Freq Level Line Margin Level Factor Loss Factor Factor Remark MHz dBuV/m dBuV/m dB dBuV dB/m dB dB dB cm deg 1 5510.00 91.29 ------ ------ 79.60 32.52 12.97 34.79 0.99 282 222 Average	

Mode	61	
	Band Edge - R	
	U-NII-2C_5.47-5.725_802.11ax HE40_CH102_Full RU_5510MHz	
ANT	0	
Pol.	Vertical	Fundamental
Peak	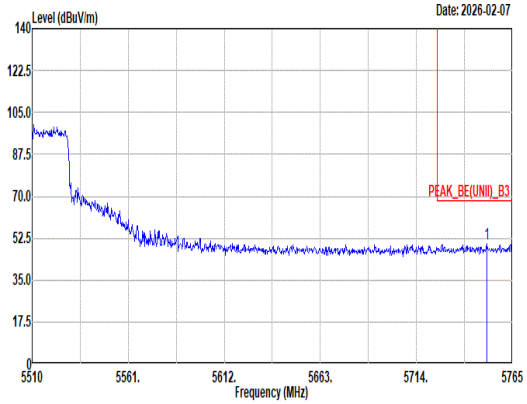 Site : 03CH21-HY Condition: PEAK_BE(UNII)_B3 3m DRH18-E_LE2C03A18EN_250807 VERTICAL : RBW:1000.000kHz VBW:3000.000kHz SWT:Auto Freq Level Limit Line Margin Read Level Ant Factor Cable Loss Preamp Factor Aux Factor APos TPos Remark MHz dBuV/m dBuV/m dB dBuV dB/m dB dB dB cm deg 1 5751.23 50.15 68.20 -18.05 37.19 33.70 13.25 35.09 1.10 282 222 Peak	Blank

Mode	61	
	Harmonic	
	U-NII-2C_5.47-5.725_802.11ax HE40_CH102_Full RU_5510MHz	
ANT	0	
Pol.	Horizontal	Vertical
Peak Avg	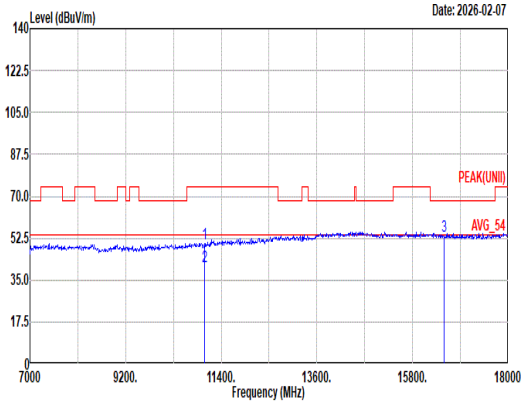 Site : 03CH21-HY Condition: PEAK(UNII) 3m DRH18-E_LE2C03A18EN_250807 HORIZONTAL Freq Level Limit Line Margin Read Level Ant Factor Cable Loss Preamp Factor Aux Factor APos TPos Remark MHz dBuV/m dBuV/m dB dBuV dB/m dB dB dB cm deg 1 11020.00 50.07 74.00 -23.93 32.21 37.68 18.59 40.30 1.89 -- -- Peak 2 11020.00 40.65 54.00 -13.35 22.79 37.68 18.59 40.30 1.89 -- -- Average 3 16530.00 53.40 68.20 -14.80 34.60 40.24 23.18 46.86 2.24 -- -- Peak	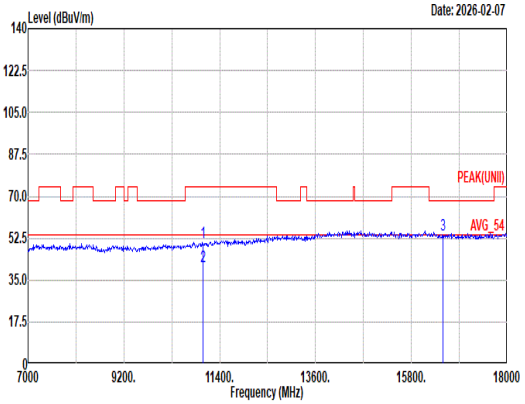 Site : 03CH21-HY Condition: PEAK(UNII) 3m DRH18-E_LE2C03A18EN_250807 VERTICAL Freq Level Limit Line Margin Read Level Ant Factor Cable Loss Preamp Factor Aux Factor APos TPos Remark MHz dBuV/m dBuV/m dB dBuV dB/m dB dB dB cm deg 1 11020.00 50.57 74.00 -23.43 32.71 37.68 18.59 40.30 1.89 -- -- Peak 2 11020.00 40.69 54.00 -13.31 22.83 37.68 18.59 40.30 1.89 -- -- Average 3 16530.00 54.06 68.20 -14.14 35.26 40.24 23.18 46.86 2.24 -- -- Peak

Mode	61	
	Harmonic	
	U-NII-2C_5.47-5.725_802.11ax HE40_CH102_Full RU_5510MHz	
ANT	0	
Pol.	Horizontal	Vertical
10.6G ~18G Avg	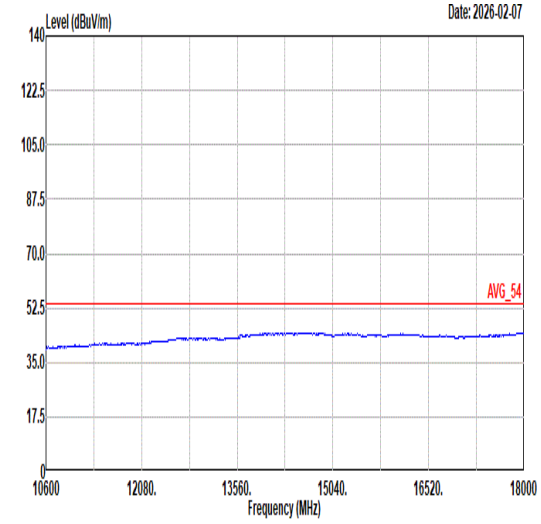 Site : 03CH21-HY Condition: AVG_54 3m DRH18-E_LE2C03A18EN_250807 HORIZONTAL	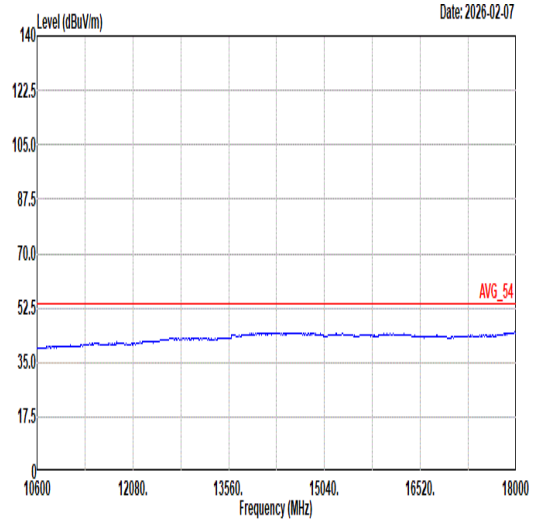 Site : 03CH21-HY Condition: AVG_54 3m DRH18-E_LE2C03A18EN_250807 VERTICAL

Mode	62	
	Band Edge - L	
	U-NII-2C_5.47-5.725_802.11ax HE40_CH118_Full RU_5590MHz	
ANT	0	
Pol.	Horizontal	Fundamental
Peak	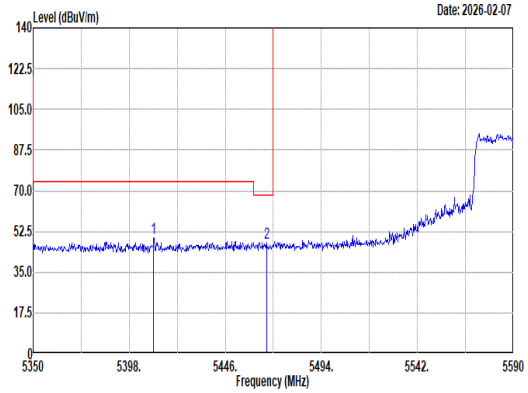 Site : 03CH21-HY Condition: PEAK_BE(UNII)_B3 3m DRH18-E_LE2C03A18EN_250807 HORIZONTAL : RBW:1000.000kHz VBW:3000.000kHz SWT:Auto Freq Level Limit Line Margin Read Level Ant Factor Cable Loss Preamp Factor Aux Factor APos TPos Remark MHz dBuV/m dBuV/m dB dBuV dB/m dB dB dB cm deg 1 5410.24 49.48 74.00 -24.52 37.97 32.24 12.87 34.65 1.05 100 201 Peak 2 5466.88 47.72 68.20 -20.48 36.07 32.43 12.93 34.73 1.02 100 201 Peak	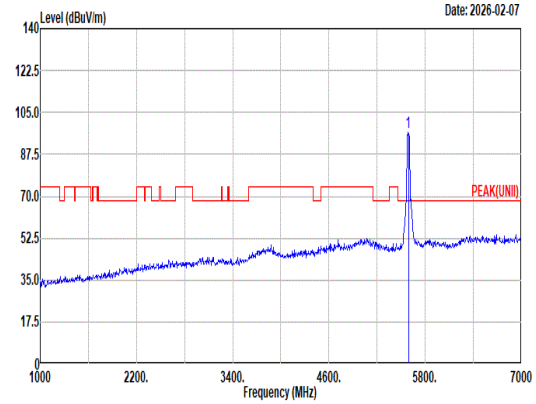 Site : 03CH21-HY Condition: PEAK(UNII) 3m DRH18-E_LE2C03A18EN_250807 HORIZONTAL : RBW:1000.000kHz VBW:3000.000kHz SWT:Auto Freq Level Limit Line Margin Read Level Ant Factor Cable Loss Preamp Factor Aux Factor APos TPos Remark MHz dBuV/m dBuV/m dB dBuV dB/m dB dB dB cm deg 1 5590.00 96.73 ------ ------ 84.79 32.84 13.04 34.88 0.94 100 201 Peak
Avg	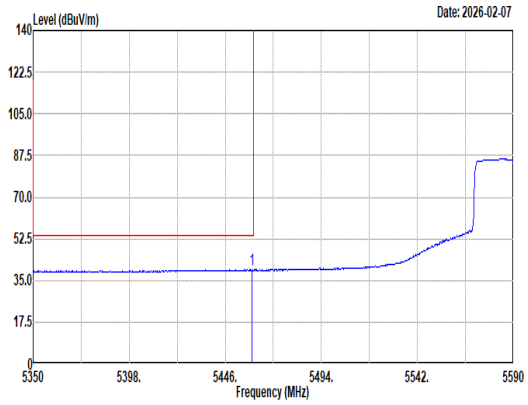 Site : 03CH21-HY Condition: AVG_BE(UNII)_B3 3m DRH18-E_LE2C03A18EN_250807 HORIZONTAL : RBW:1000.000kHz VBW:1.000kHz SWT:Auto Freq Level Limit Line Margin Read Level Ant Factor Cable Loss Preamp Factor Aux Factor APos TPos Remark MHz dBuV/m dBuV/m dB dBuV dB/m dB dB dB cm deg 1 5459.44 39.57 54.00 -14.43 27.93 32.42 12.92 34.72 1.02 100 201 Average	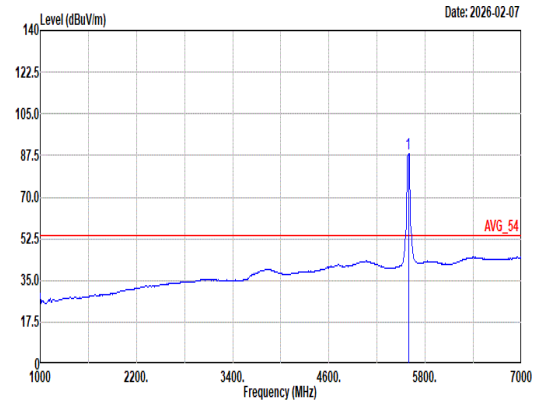 Site : 03CH21-HY Condition: AVG_54 3m DRH18-E_LE2C03A18EN_250807 HORIZONTAL : RBW:1000.000kHz VBW:1.000kHz SWT:Auto Freq Level Limit Line Margin Read Level Ant Factor Cable Loss Preamp Factor Aux Factor APos TPos Remark MHz dBuV/m dBuV/m dB dBuV dB/m dB dB dB cm deg 1 5590.00 88.23 ------ ------ 76.23 32.91 13.06 34.90 0.93 100 201 Average

Mode	62	
	Band Edge - R	
	U-NII-2C_5.47-5.725_802.11ax HE40_CH118_Full RU_5590MHz	
ANT	0	
Pol.	Horizontal	Fundamental
Peak	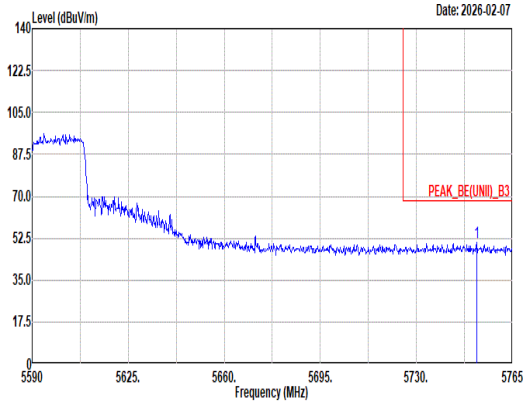 Site : 03CH21-HY Condition: PEAK_BE(UNII)_B3 3m DRH18-E_LE2C03A18EN_250807 HORIZONTAL : RBW:1000.000kHz VBW:3000.000kHz SWT:Auto Freq / Level / Limit Line / Margin / Read Level / Ant Factor / Cable Loss / Preamp Factor / Aux Factor / APos / TPos / Remark MHz / dBuV/m / dBuV/m / dB / dBuV / dB/m / dB / dB / dB / cm / deg 1 5751.88 50.63 68.20 -17.57 37.67 33.70 13.25 35.09 1.10 100 201 Peak	Blank

Mode	62	
	Band Edge - L	
	U-NII-2C_5.47-5.725_802.11ax HE40_CH118_Full RU_5590MHz	
ANT	0	
Pol.	Vertical	Fundamental
Peak	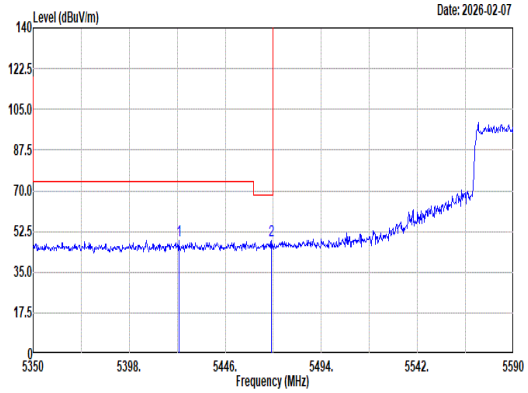 Site : 03CH21-HY Condition: PEAK_BE(UNII)_B3 3m DRH18-E_LE2C03A18EN_250807 VERTICAL : RBW:1000.000kHz VBW:3000.000kHz SWT:Auto Freq Level Limit Line Margin Read Level Ant Factor Cable Loss Preamp Factor Aux Factor APos TPos Remark MHz dBuV/m dBuV/m dB dBuV dB/m dB dB dB cm deg 1 5422.72 48.48 74.00 -25.52 36.93 32.29 12.88 34.67 1.05 272 218 Peak 2 5469.04 48.65 68.20 -19.55 37.00 32.44 12.93 34.74 1.02 272 218 Peak	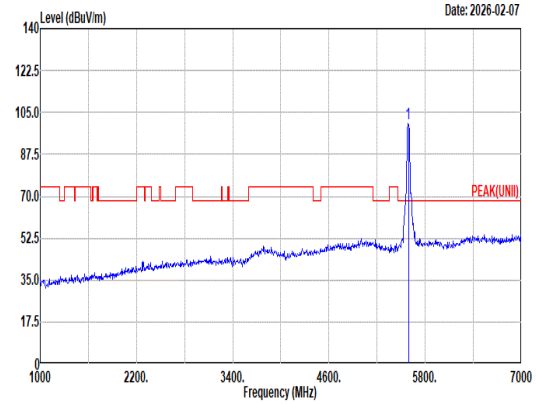 Site : 03CH21-HY Condition: PEAK(UNII) 3m DRH18-E_LE2C03A18EN_250807 VERTICAL : RBW:1000.000kHz VBW:3000.000kHz SWT:Auto Freq Level Limit Line Margin Read Level Ant Factor Cable Loss Preamp Factor Aux Factor APos TPos Remark MHz dBuV/m dBuV/m dB dBuV dB/m dB dB dB cm deg 1 5590.00 100.41 ------ ------ 88.47 32.84 13.04 34.88 0.94 272 218 Peak
Avg	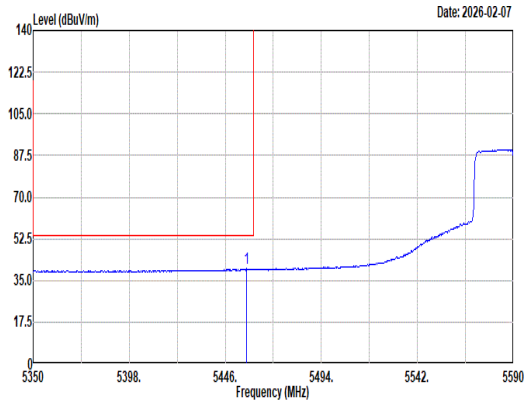 Site : 03CH21-HY Condition: AVG_BE(UNII)_B3 3m DRH18-E_LE2C03A18EN_250807 VERTICAL : RBW:1000.000kHz VBW:1.000kHz SWT:Auto Freq Level Limit Line Margin Read Level Ant Factor Cable Loss Preamp Factor Aux Factor APos TPos Remark MHz dBuV/m dBuV/m dB dBuV dB/m dB dB dB cm deg 1 5456.56 39.91 54.00 -14.09 28.28 32.41 12.92 34.72 1.02 272 218 Average	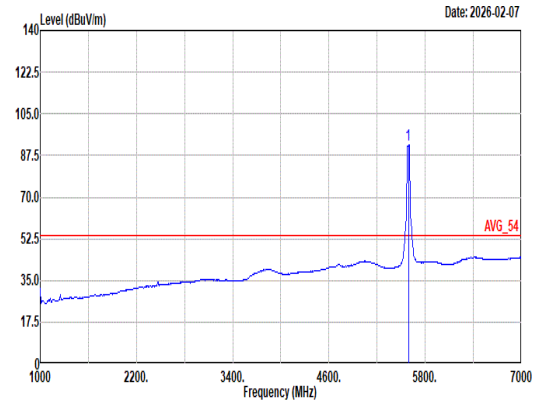 Site : 03CH21-HY Condition: AVG_54 3m DRH18-E_LE2C03A18EN_250807 VERTICAL : RBW:1000.000kHz VBW:1.000kHz SWT:Auto Freq Level Limit Line Margin Read Level Ant Factor Cable Loss Preamp Factor Aux Factor APos TPos Remark MHz dBuV/m dBuV/m dB dBuV dB/m dB dB dB cm deg 1 5590.00 92.12 ------ ------ 80.12 32.91 13.06 34.90 0.93 272 218 Average

Mode	62	
	Band Edge - R	
	U-NII-2C_5.47-5.725_802.11ax HE40_CH118_Full RU_5590MHz	
ANT	0	
Pol.	Vertical	Fundamental
Peak	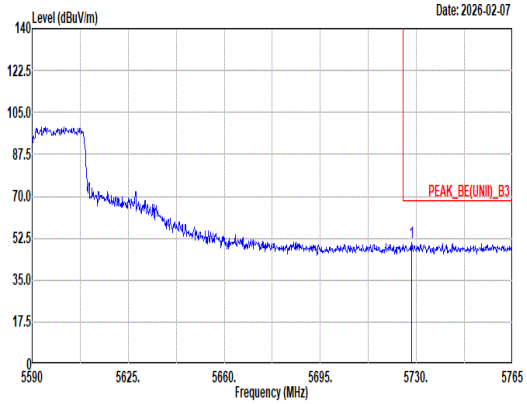 Site : 03CH21-HY Condition: PEAK_BE(UNII)_B3 3m DRH18-E_LE2C03A18EN_250807 VERTICAL : RBW:1000.000kHz VBW:3000.000kHz SWT:Auto Freq Level Limit Line Margin Read Level Ant Factor Cable Loss Preamp Factor Aux Factor APos TPos Remark MHz dBuV/m dBuV/m dB dBuV dB/m dB dB dB cm deg 1 5728.25 50.49 68.20 -17.71 37.68 33.57 13.22 35.06 1.08 272 218 Peak	Blank

Mode	62	
	Harmonic	
	U-NII-2C_5.47-5.725_802.11ax HE40_CH118_Full RU_5590MHz	
ANT	0	
Pol.	Horizontal	Vertical
Peak Avg	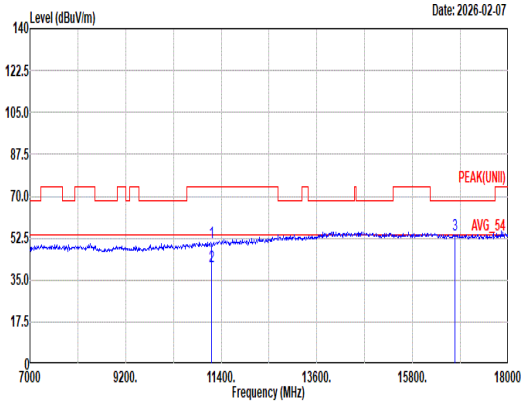 Site : 03CH21-HY Condition: PEAK(UNII) 3m DRH18-E_LE2C03A18EN_250807 HORIZONTAL Freq Level Limit Line Margin Read Level Ant Factor Cable Loss Preamp Factor Aux Factor APos TPos Remark 1 11180.00 50.94 74.00 -23.06 32.75 38.00 18.73 40.46 1.92 -- -- Peak 2 11180.00 40.87 54.00 -13.13 22.68 38.00 18.73 40.46 1.92 -- -- Average 3 16770.00 54.11 68.20 -14.09 35.05 40.34 23.33 46.90 2.29 -- -- Peak	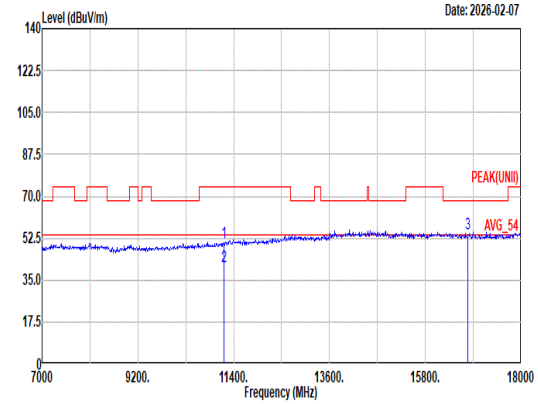 Site : 03CH21-HY Condition: PEAK(UNII) 3m DRH18-E_LE2C03A18EN_250807 VERTICAL Freq Level Limit Line Margin Read Level Ant Factor Cable Loss Preamp Factor Aux Factor APos TPos Remark 1 11180.00 50.90 74.00 -23.10 32.71 38.00 18.73 40.46 1.92 -- -- Peak 2 11180.00 40.82 54.00 -13.18 22.63 38.00 18.73 40.46 1.92 -- -- Average 3 16770.00 54.44 68.20 -13.76 35.38 40.34 23.33 46.90 2.29 -- -- Peak

Mode	62	
	Harmonic	
	U-NII-2C_5.47-5.725_802.11ax HE40_CH118_Full RU_5590MHz	
ANT	0	
Pol.	Horizontal	Vertical
10.6G ~18G Avg	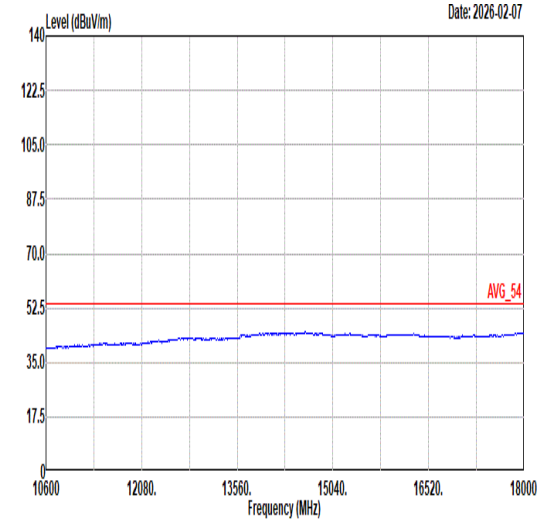 Site : 03CH21-HY Condition: AVG_54 3m DRH18-E_LE2C03A18EN_250807 HORIZONTAL	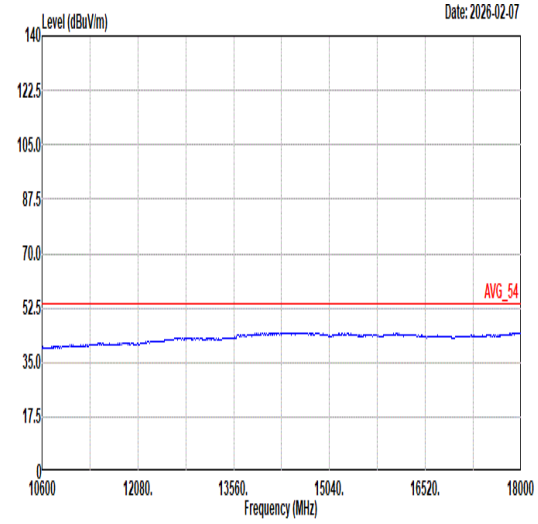 Site : 03CH21-HY Condition: AVG_54 3m DRH18-E_LE2C03A18EN_250807 VERTICAL

Mode	63
	Band Edge - L
	U-NII-2C_5.47-5.725_802.11ax HE40_CH134_Full RU_5670MHz
ANT	0

Pol.	Horizontal	Fundamental
Peak	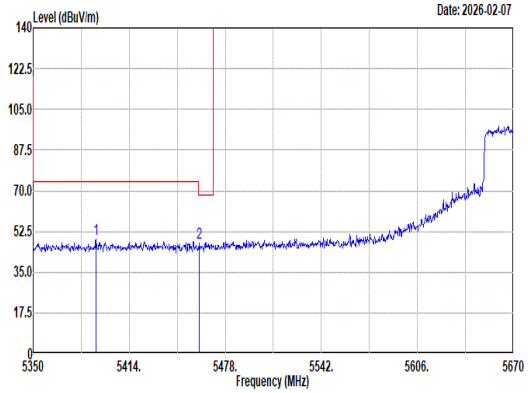 Site : 03CH21-HY Condition: PEAK_BE(UNII)_B3 3m DRH18-E_LE2C03A18EN_250807 HORIZONTAL : RBW:1000.000kHz VBW:3000.000kHz SWT:Auto Freq Level Limit Line Margin Read Level Ant Factor Cable Loss Preamp Factor Aux Factor APos TPos Remark MHz dBuV/m dBuV/m dB dBuV dB/m dB dB dB cm deg 1 5391.92 49.12 74.00 -24.88 37.61 32.22 12.85 34.62 1.06 101 185 Peak 2 5460.40 47.58 68.20 -20.62 35.94 32.42 12.92 34.72 1.02 101 185 Peak	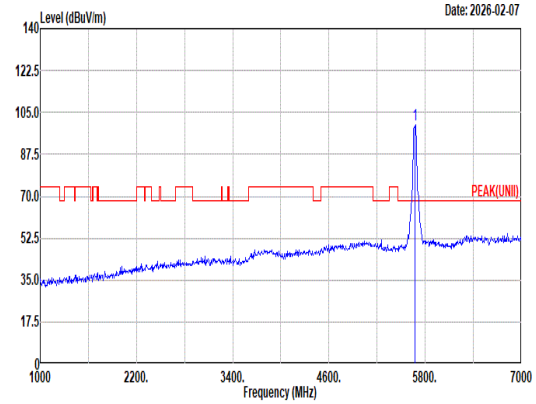 Site : 03CH21-HY Condition: PEAK(UNII) 3m DRH18-E_LE2C03A18EN_250807 HORIZONTAL : RBW:1000.000kHz VBW:3000.000kHz SWT:Auto Freq Level Limit Line Margin Read Level Ant Factor Cable Loss Preamp Factor Aux Factor APos TPos Remark MHz dBuV/m dBuV/m dB dBuV dB/m dB dB dB cm deg 1 5670.00 99.84 ------ ------ 87.33 33.32 13.17 35.01 1.03 101 185 Peak
Avg	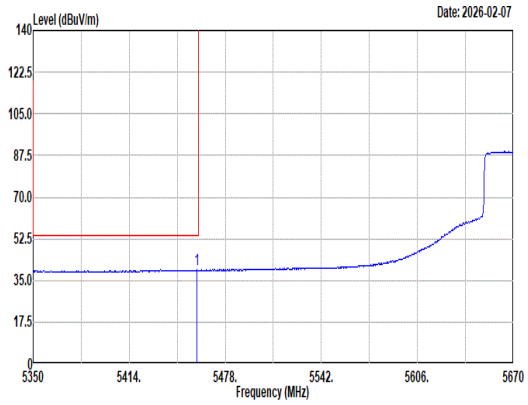 Site : 03CH21-HY Condition: AVG_BE(UNII)_B3 3m DRH18-E_LE2C03A18EN_250807 HORIZONTAL : RBW:1000.000kHz VBW:1.000kHz SWT:Auto Freq Level Limit Line Margin Read Level Ant Factor Cable Loss Preamp Factor Aux Factor APos TPos Remark MHz dBuV/m dBuV/m dB dBuV dB/m dB dB dB cm deg 1 5459.12 39.55 54.00 -14.45 27.91 32.42 12.92 34.72 1.02 101 185 Average	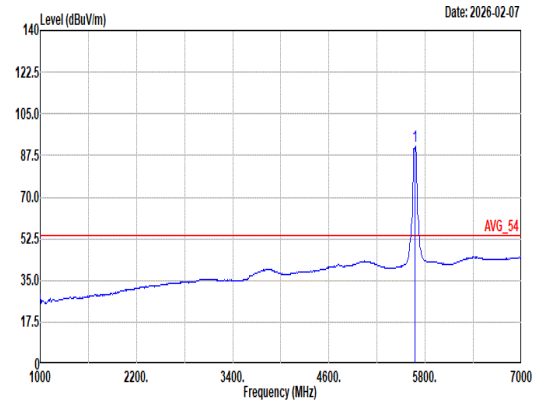 Site : 03CH21-HY Condition: AVG_54 3m DRH18-E_LE2C03A18EN_250807 HORIZONTAL : RBW:1000.000kHz VBW:1.000kHz SWT:Auto Freq Level Limit Line Margin Read Level Ant Factor Cable Loss Preamp Factor Aux Factor APos TPos Remark MHz dBuV/m dBuV/m dB dBuV dB/m dB dB dB cm deg 1 5670.00 91.36 ------ ------ 78.85 33.32 13.17 35.01 1.03 101 185 Average

Mode	63	
	Band Edge - R	
	U-NII-2C_5.47-5.725_802.11ax HE40_CH134_Full RU_5670MHz	
ANT	0	
Pol.	Horizontal	Fundamental
Peak	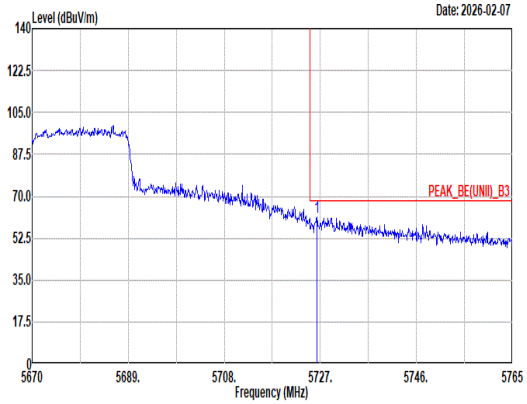 Site : 03CH21-HY Condition: PEAK_BE(UNII)_B3 3m DRH18-E_LE2C03A18EN_250807 HORIZONTAL : RBW:1000.000kHz VBW:3000.000kHz SWT:Auto Freq Level Limit Line Margin Read Level Ant Factor Cable Loss Preamp Factor Aux Factor APos TPos Remark MHz dBuV/m dBuV/m dB dBuV dB/m dB dB dB cm deg 1 5726.34 61.12 68.20 -7.08 48.32 33.56 13.22 35.06 1.08 101 185 Peak	Blank

Mode	63	
	Band Edge - L	
	U-NII-2C_5.47-5.725_802.11ax HE40_CH134_Full RU_5670MHz	
ANT	0	
Pol.	Vertical	Fundamental
Peak	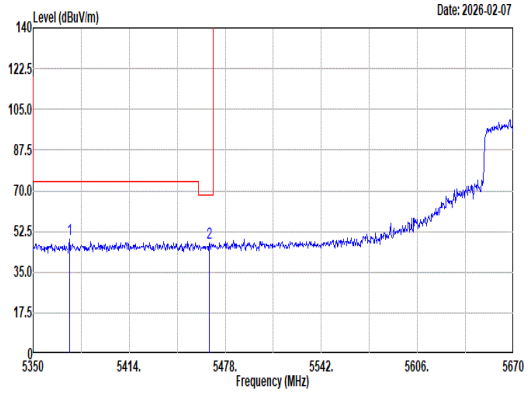 Site : 03CH21-HY Condition: PEAK_BE(UNII)_B3 3m DRH18-E_LE2C03A18EN_250807 VERTICAL : RBW:1000.000kHz VBW:3000.000kHz SWT:Auto Freq Level Limit Line Margin Read Level Ant Factor Cable Loss Preamp Factor Aux Factor APos TPos Remark MHz dBuV/m dBuV/m dB dBuV dB/m dB dB dB cm deg 1 5374.32 49.04 74.00 -24.96 37.51 32.25 12.83 34.60 1.05 100 238 Peak 2 5467.12 47.29 68.20 -20.91 35.64 32.43 12.93 34.73 1.02 100 238 Peak	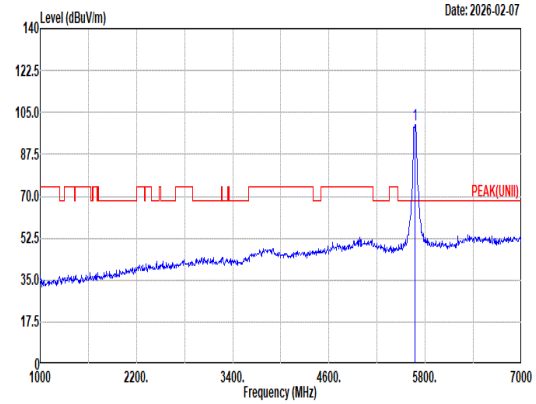 Site : 03CH21-HY Condition: PEAK(UNII) 3m DRH18-E_LE2C03A18EN_250807 VERTICAL : RBW:1000.000kHz VBW:3000.000kHz SWT:Auto Freq Level Limit Line Margin Read Level Ant Factor Cable Loss Preamp Factor Aux Factor APos TPos Remark MHz dBuV/m dBuV/m dB dBuV dB/m dB dB dB cm deg 1 5670.00 99.77 ------ ------ 87.31 33.28 13.16 35.00 1.02 100 238 Peak
Avg	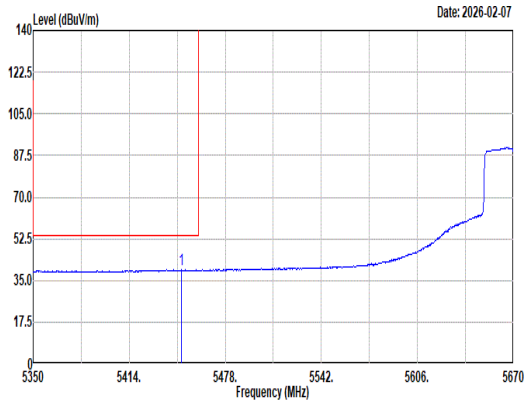 Site : 03CH21-HY Condition: AVG_BE(UNII)_B3 3m DRH18-E_LE2C03A18EN_250807 VERTICAL : RBW:1000.000kHz VBW:1.000kHz SWT:Auto Freq Level Limit Line Margin Read Level Ant Factor Cable Loss Preamp Factor Aux Factor APos TPos Remark MHz dBuV/m dBuV/m dB dBuV dB/m dB dB dB cm deg 1 5448.56 39.52 54.00 -14.48 27.90 32.39 12.91 34.71 1.03 100 238 Average	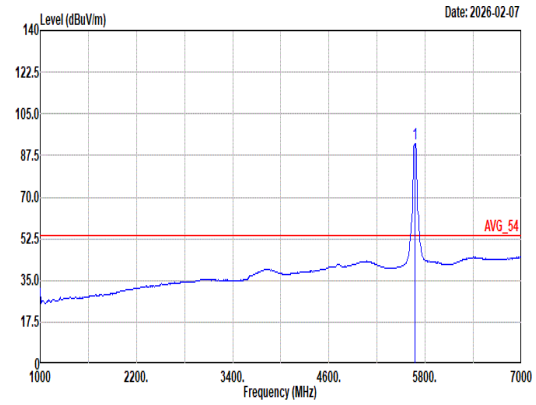 Site : 03CH21-HY Condition: AVG_54 3m DRH18-E_LE2C03A18EN_250807 VERTICAL : RBW:1000.000kHz VBW:1.000kHz SWT:Auto Freq Level Limit Line Margin Read Level Ant Factor Cable Loss Preamp Factor Aux Factor APos TPos Remark MHz dBuV/m dBuV/m dB dBuV dB/m dB dB dB cm deg 1 5670.00 92.68 ------ ------ 80.17 33.32 13.17 35.01 1.03 100 238 Average

Mode	63	
	Band Edge - R	
	U-NII-2C_5.47-5.725_802.11ax HE40_CH134_Full RU_5670MHz	
ANT	0	
Pol.	Vertical	Fundamental
Peak	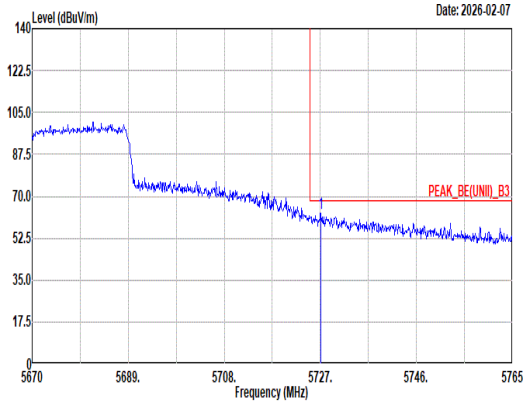 Site : 03CH21-HY Condition: PEAK_BE(UNII)_B3 3m DRH18-E_LE2C03A18EN_250807 VERTICAL : RBW:1000.000kHz VBW:3000.000kHz SWT:Auto Limit Read Ant Cable Preamp Aux APos TPos Freq Level Line Margin Level Factor Loss Factor Factor Remark MHz dBuV/m dBuV/m dB dBuV dB/m dB dB dB cm deg 1 5727.10 62.74 68.20 -5.46 49.94 33.56 13.22 35.06 1.08 100 238 Peak	Blank

Mode	63	
	Harmonic	
	U-NII-2C_5.47-5.725_802.11ax HE40_CH134_Full RU_5670MHz	
ANT	0	
Pol.	Horizontal	Vertical
Peak Avg	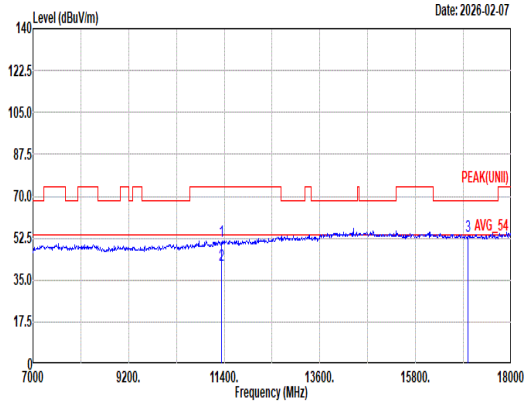 Site : 03CH21-HY Condition: PEAK(UNII) 3m DRH18-E_LE2C03A18EN_250807 HORIZONTAL Freq Level Limit Line Margin Read Level Ant Factor Cable Loss Preamp Factor Aux Factor APos TPos Remark MHz dBuV/m dBuV/m dB dBuV dB/m dB dB dB cm deg 1 11340.00 51.15 74.00 -22.85 32.56 38.38 18.87 40.61 1.95 -- -- Peak 2 11340.00 41.06 54.00 -12.94 22.47 38.38 18.87 40.61 1.95 -- -- Average 3 17010.00 53.61 68.20 -14.59 34.67 40.08 23.48 46.96 2.34 -- -- Peak	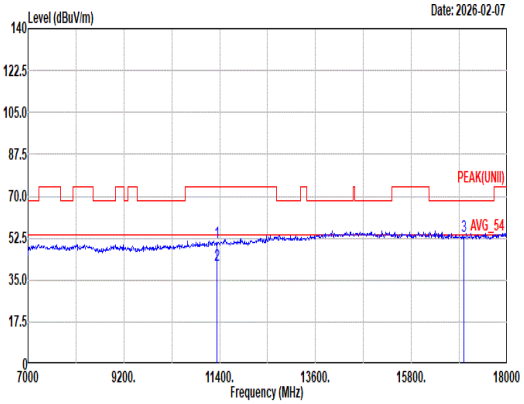 Site : 03CH21-HY Condition: PEAK(UNII) 3m DRH18-E_LE2C03A18EN_250807 VERTICAL Freq Level Limit Line Margin Read Level Ant Factor Cable Loss Preamp Factor Aux Factor APos TPos Remark MHz dBuV/m dBuV/m dB dBuV dB/m dB dB dB cm deg 1 11340.00 50.80 74.00 -23.20 32.21 38.38 18.87 40.61 1.95 -- -- Peak 2 11340.00 41.01 54.00 -12.99 22.42 38.38 18.87 40.61 1.95 -- -- Average 3 17010.00 53.59 68.20 -14.61 34.65 40.08 23.48 46.96 2.34 -- -- Peak

Mode	63	
	Harmonic	
	U-NII-2C_5.47-5.725_802.11ax HE40_CH134_Full RU_5670MHz	
ANT	0	
Pol.	Horizontal	Vertical
10.6G ~18G Avg	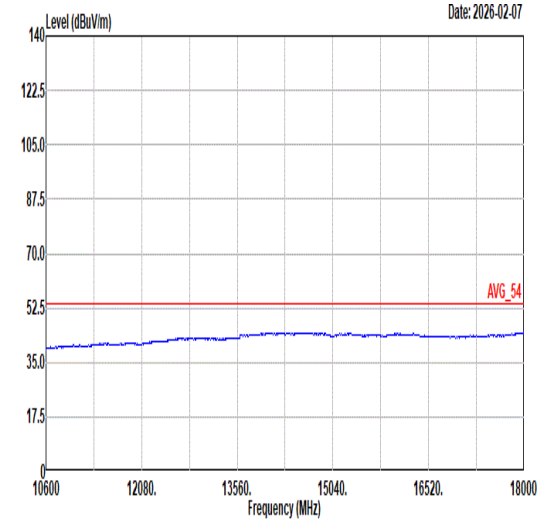 Site : 03CH21-HY Condition: AVG_54 3m DRH18-E_LE2C03A18EN_250807 HORIZONTAL	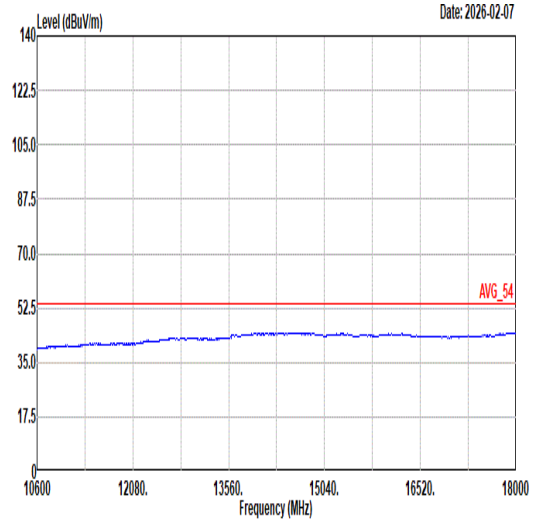 Site : 03CH21-HY Condition: AVG_54 3m DRH18-E_LE2C03A18EN_250807 VERTICAL

Mode	64	
	Band Edge - L	
	U-NII-2C_5.47-5.725_802.11ax HE40_CH142_Full RU_5710MHz	
ANT	0	
Pol.	Horizontal	Fundamental
Peak	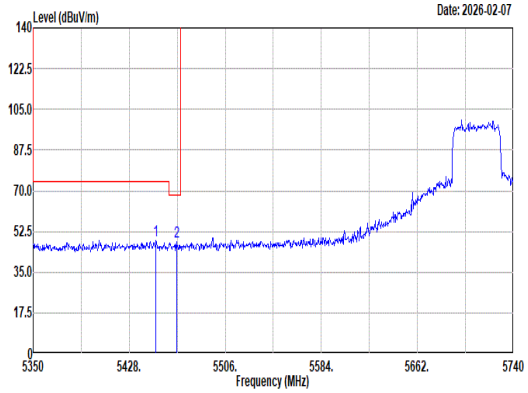 Site : 03CH21-HY Condition: STRADDLES U-NII-1&2A 3m DRH18-E_LE2C03A18EN_250807 HORIZONTAL : RBW:1000.000kHz VBW:3000.000kHz SWT:Auto Freq Level Limit Line Margin Read Level Ant Factor Cable Loss Preamp Factor Aux Factor APos TPos Remark MHz dBuV/m dBuV/m dB dBuV dB/m dB dB dB cm deg 1 5449.84 48.47 74.00 -25.53 36.84 32.40 12.91 34.71 1.03 112 191 Peak 2 5466.61 47.92 68.20 -20.28 36.27 32.43 12.93 34.73 1.02 112 191 Peak	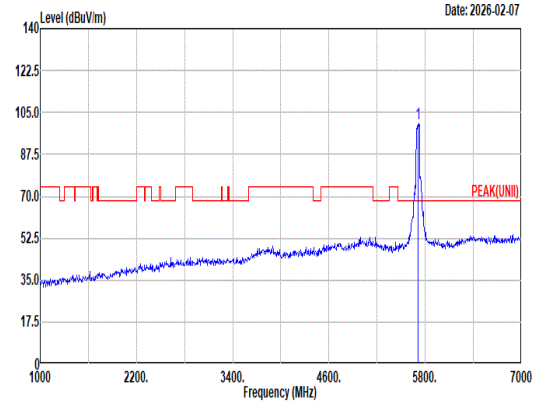 Site : 03CH21-HY Condition: PEAK(UNII) 3m DRH18-E_LE2C03A18EN_250807 HORIZONTAL : RBW:1000.000kHz VBW:3000.000kHz SWT:Auto Freq Level Limit Line Margin Read Level Ant Factor Cable Loss Preamp Factor Aux Factor APos TPos Remark MHz dBuV/m dBuV/m dB dBuV dB/m dB dB dB cm deg 1 5710.00 100.50 ------ ------ 87.74 33.53 13.21 35.05 1.07 112 191 Peak
Avg	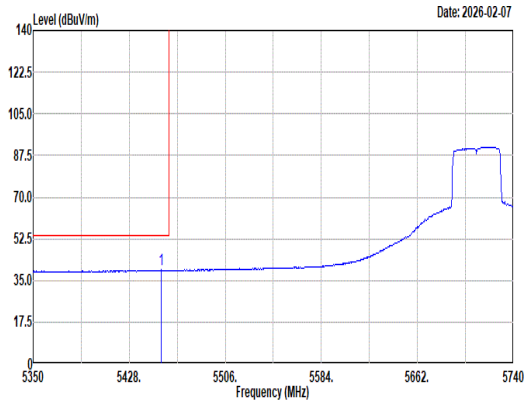 Site : 03CH21-HY Condition: U-NII-1&2A AVERAGE 3m DRH18-E_LE2C03A18EN_250807 HORIZONTAL : RBW:1000.000kHz VBW:1.000kHz SWT:Auto Freq Level Limit Line Margin Read Level Ant Factor Cable Loss Preamp Factor Aux Factor APos TPos Remark MHz dBuV/m dBuV/m dB dBuV dB/m dB dB dB cm deg 1 5454.13 39.48 54.00 -14.52 27.85 32.41 12.91 34.71 1.02 112 191 Average	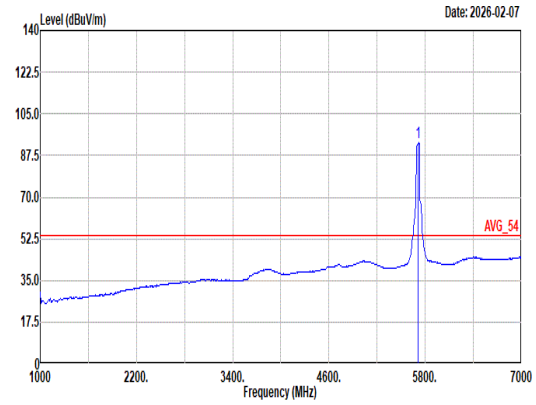 Site : 03CH21-HY Condition: AVG_54 3m DRH18-E_LE2C03A18EN_250807 HORIZONTAL : RBW:1000.000kHz VBW:1.000kHz SWT:Auto Freq Level Limit Line Margin Read Level Ant Factor Cable Loss Preamp Factor Aux Factor APos TPos Remark MHz dBuV/m dBuV/m dB dBuV dB/m dB dB dB cm deg 1 5710.00 92.75 ------ ------ 79.99 33.53 13.21 35.05 1.07 112 191 Average

Mode	64	
	Band Edge - R	
	U-NII-2C_5.47-5.725_802.11ax HE40_CH142_Full RU_5710MHz	
ANT	0	
Pol.	Horizontal	Fundamental
Peak	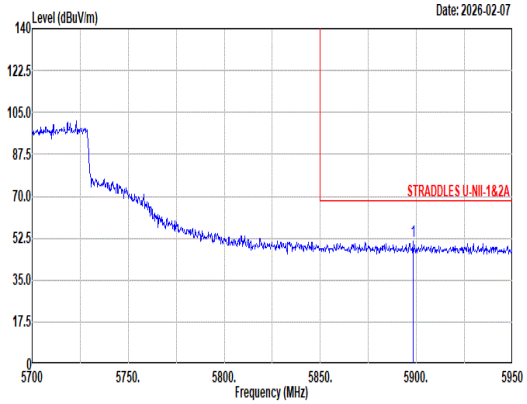 Site : 03CH21-HY Condition: STRADDLES U-NII-1&2A 3m DRH18-E_LE2C03A18EN_250807 HORIZONTAL : RBW:1000.000kHz VBW:3000.000kHz SWT:Auto Freq Level Limit Line Margin Read Level Ant Factor Cable Loss Preamp Factor Aux Factor APos TPos Remark MHz dBuV/m dBuV/m dB dBuV dB/m dB dB dB cm deg 1 5898.25 51.10 68.20 -17.10 38.23 33.70 13.42 35.27 1.02 112 191 Peak	Blank

Mode	64	
	Band Edge - L	
	U-NII-2C_5.47-5.725_802.11ax HE40_CH142_Full RU_5710MHz	
ANT	0	
Pol.	Vertical	Fundamental
Peak	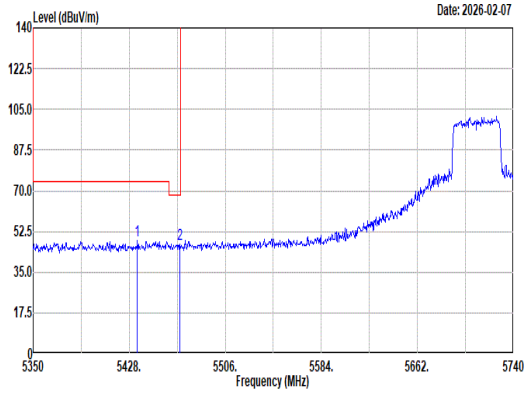 Site : 03CH21-HY Condition: STRADDLES U-NII-1&2A 3m DRH18-E_LE2C03A18EN_250807 VERTICAL : RBW:1000.000kHz VBW:3000.000kHz SWT:Auto Freq Level Limit Line Margin Read Level Ant Factor Cable Loss Preamp Factor Aux Factor APos TPos Remark MHz dBuV/m dBuV/m dB dBuV dB/m dB dB dB cm deg 1 5434.63 48.64 74.00 -25.36 37.06 32.34 12.89 34.69 1.04 100 236 Peak 2 5469.34 46.91 68.20 -21.29 35.27 32.44 12.93 34.74 1.01 100 236 Peak	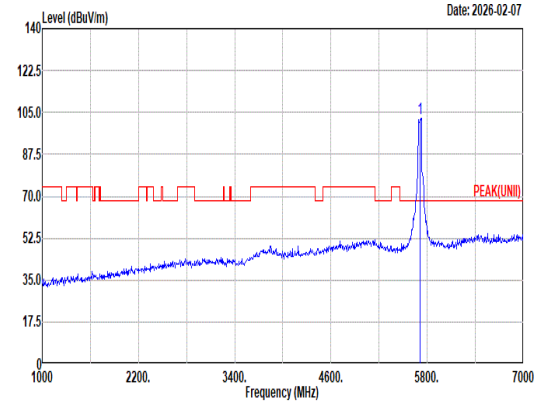 Site : 03CH21-HY Condition: PEAK(UNII) 3m DRH18-E_LE2C03A18EN_250807 VERTICAL : RBW:1000.000kHz VBW:3000.000kHz SWT:Auto Freq Level Limit Line Margin Read Level Ant Factor Cable Loss Preamp Factor Aux Factor APos TPos Remark MHz dBuV/m dBuV/m dB dBuV dB/m dB dB dB cm deg 1 5710.00 102.58 ------ ------ 89.82 33.53 13.21 35.05 1.07 100 236 Peak
Avg	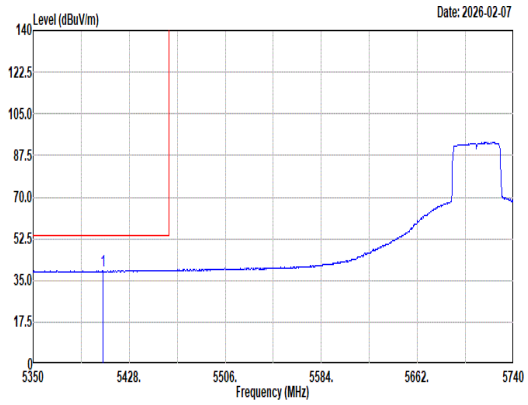 Site : 03CH21-HY Condition: U-NII-1&2A AVERAGE 3m DRH18-E_LE2C03A18EN_250807 VERTICAL : RBW:1000.000kHz VBW:1.000kHz SWT:Auto Freq Level Limit Line Margin Read Level Ant Factor Cable Loss Preamp Factor Aux Factor APos TPos Remark MHz dBuV/m dBuV/m dB dBuV dB/m dB dB dB cm deg 1 5406.94 39.26 54.00 -14.74 27.75 32.23 12.87 34.65 1.06 100 236 Average	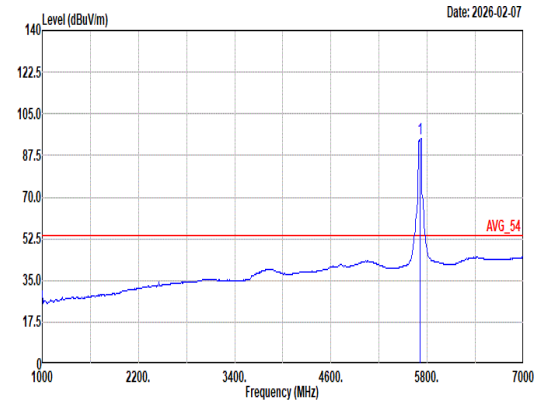 Site : 03CH21-HY Condition: AVG_54 3m DRH18-E_LE2C03A18EN_250807 VERTICAL : RBW:1000.000kHz VBW:1.000kHz SWT:Auto Freq Level Limit Line Margin Read Level Ant Factor Cable Loss Preamp Factor Aux Factor APos TPos Remark MHz dBuV/m dBuV/m dB dBuV dB/m dB dB dB cm deg 1 5710.00 94.51 ------ ------ 81.75 33.53 13.21 35.05 1.07 100 236 Average

Mode	64	
	Band Edge - R	
	U-NII-2C_5.47-5.725_802.11ax HE40_CH142_Full RU_5710MHz	
ANT	0	
Pol.	Vertical	Fundamental
Peak	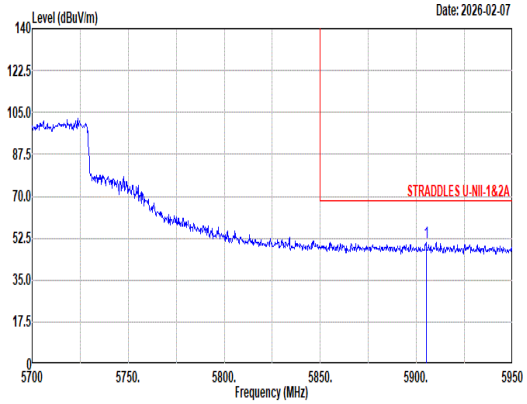 Site : 03CH21-HY Condition: STRADDLES U-NII-1&2A 3m DRH18-E_LE2C03A18EN_250807 VERTICAL : RBW:1000.000kHz VBW:3000.000kHz SWT:Auto Limit Read Ant Cable Preamp Aux APos TPos Freq Level Line Margin Level Factor Loss Factor Factor Remark MHz dBuV/m dBuV/m dB dBuV dB/m dB dB dB cm deg 1 5905.00 50.81 68.20 -17.39 37.95 33.69 13.43 35.27 1.01 100 236 Peak	Blank

Mode	64	
	Harmonic	
	U-NII-2C_5.47-5.725_802.11ax HE40_CH142_Full RU_5710MHz	
ANT	0	
Pol.	Horizontal	Vertical
Peak Avg	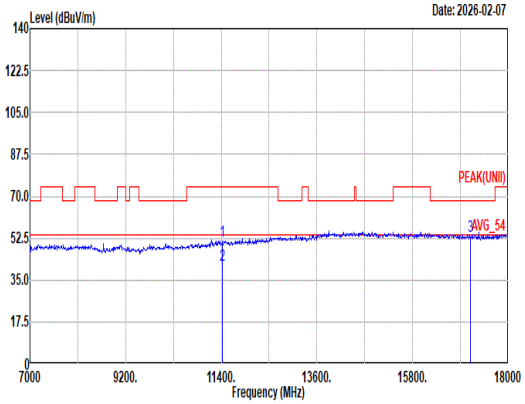 Site : 03CH21-HY Condition: PEAK(UNII) 3m DRH18-E_LE2C03A18EN_250807 HORIZONTAL Freq Level Limit Line Margin Read Level Ant Factor Cable Loss Preamp Factor Aux Factor APos TPos Remark MHz dBuV/m dBuV/m dB dBuV dB/m dB dB dB cm deg 1 11420.00 51.08 74.00 -22.92 32.46 38.40 18.94 40.69 1.97 -- -- Peak 2 11420.00 41.02 54.00 -12.98 22.40 38.40 18.94 40.69 1.97 -- -- Average 3 17130.00 53.27 68.20 -14.93 34.69 39.84 23.56 47.19 2.37 -- -- Peak	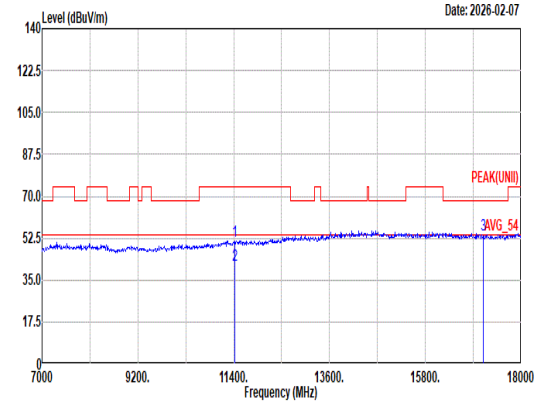 Site : 03CH21-HY Condition: PEAK(UNII) 3m DRH18-E_LE2C03A18EN_250807 VERTICAL Freq Level Limit Line Margin Read Level Ant Factor Cable Loss Preamp Factor Aux Factor APos TPos Remark MHz dBuV/m dBuV/m dB dBuV dB/m dB dB dB cm deg 1 11420.00 51.34 74.00 -22.66 32.72 38.40 18.94 40.69 1.97 -- -- Peak 2 11420.00 41.27 54.00 -12.73 22.65 38.40 18.94 40.69 1.97 -- -- Average 3 17130.00 53.73 68.20 -14.47 35.15 39.84 23.56 47.19 2.37 -- -- Peak

Mode	64	
	Harmonic	
	U-NII-2C_5.47-5.725_802.11ax HE40_CH142_Full RU_5710MHz	
ANT	0	
Pol.	Horizontal	Vertical
10.6G ~18G Avg	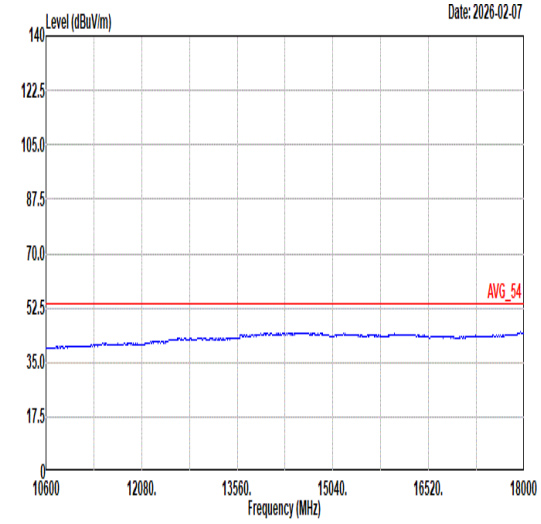 Site : 03CH21-HY Condition: AVG_54 3m DRH18-E_LE2C03A18EN_250807 HORIZONTAL	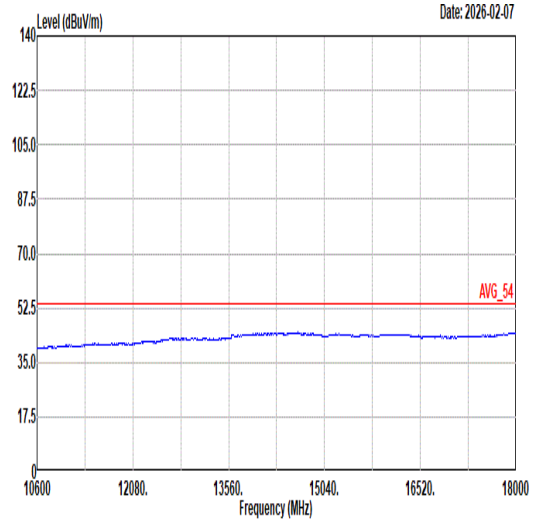 Site : 03CH21-HY Condition: AVG_54 3m DRH18-E_LE2C03A18EN_250807 VERTICAL

Mode	65	
	Band Edge - L	
	U-NII-2C_5.47-5.725_802.11ax HE80_CH106_Full RU_5530MHz	
ANT	0	
Pol.	Horizontal	Fundamental
Peak	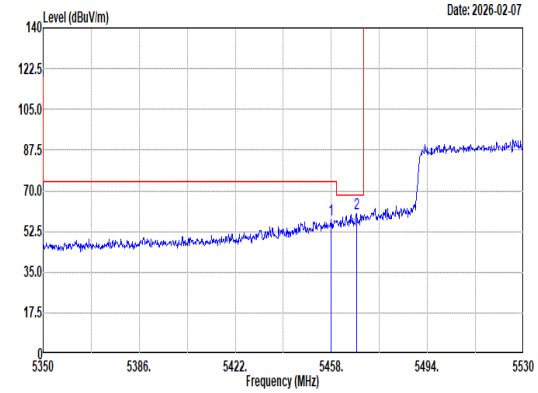 Site : 03CH21-HY Condition: PEAK_BE(UNII)_B3 3m DRH18-E_LE2C03A18EN_250807 HORIZONTAL : RBW:1000.000kHz VBW:3000.000kHz SWT:Auto Freq Level Limit Line Margin Read Level Ant Factor Cable Loss Preamp Factor Aux Factor APos TPos Remark MHz dBuV/m dBuV/m dB dBuV dB/m dB dB dB cm deg 1 5457.82 57.53 74.00 -16.47 45.89 32.42 12.92 34.72 1.02 100 199 Peak 2 5467.36 60.39 68.20 -7.81 48.74 32.43 12.93 34.73 1.02 100 199 Peak	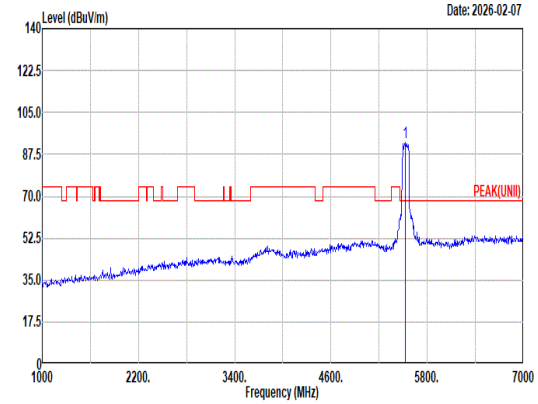 Site : 03CH21-HY Condition: PEAK(UNII) 3m DRH18-E_LE2C03A18EN_250807 HORIZONTAL : RBW:1000.000kHz VBW:3000.000kHz SWT:Auto Freq Level Limit Line Margin Read Level Ant Factor Cable Loss Preamp Factor Aux Factor APos TPos Remark MHz dBuV/m dBuV/m dB dBuV dB/m dB dB dB cm deg 1 5530.00 92.65 ------ ------ 80.88 32.62 12.99 34.82 0.98 100 199 Peak
Avg	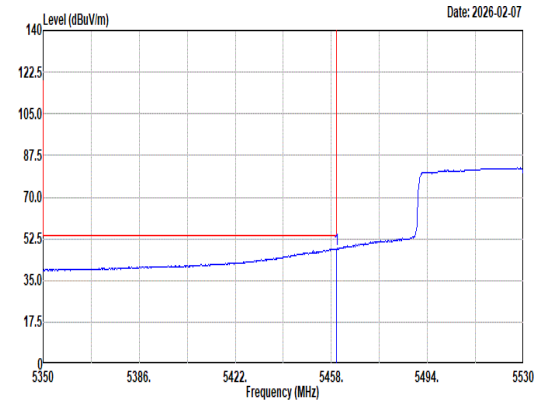 Site : 03CH21-HY Condition: AVG_BE(UNII)_B3 3m DRH18-E_LE2C03A18EN_250807 HORIZONTAL : RBW:1000.000kHz VBW:1.100kHz SWT:Auto Freq Level Limit Line Margin Read Level Ant Factor Cable Loss Preamp Factor Aux Factor APos TPos Remark MHz dBuV/m dBuV/m dB dBuV dB/m dB dB dB cm deg 1 5459.80 48.26 54.00 -5.74 36.62 32.42 12.92 34.72 1.02 100 199 Average	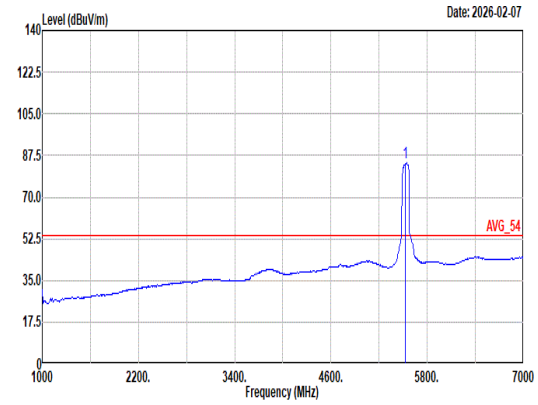 Site : 03CH21-HY Condition: AVG_54 3m DRH18-E_LE2C03A18EN_250807 HORIZONTAL : RBW:1000.000kHz VBW:1.100kHz SWT:Auto Freq Level Limit Line Margin Read Level Ant Factor Cable Loss Preamp Factor Aux Factor APos TPos Remark MHz dBuV/m dBuV/m dB dBuV dB/m dB dB dB cm deg 1 5530.00 84.30 ------ ------ 72.49 32.67 13.00 34.83 0.97 100 199 Average

Mode	65	
	Band Edge - R	
	U-NII-2C_5.47-5.725_802.11ax HE80_CH106_Full RU_5530MHz	
ANT	0	
Pol.	Horizontal	Fundamental
Peak	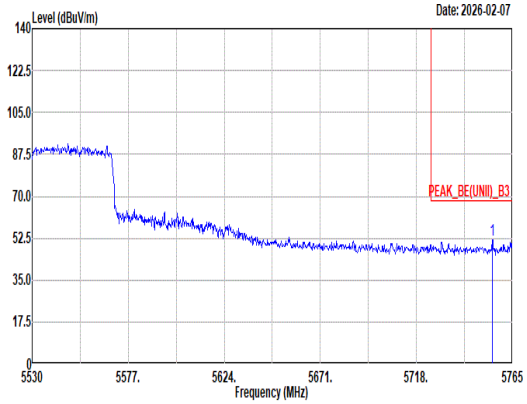 Site : 03CH21-HY Condition: PEAK_BE(UNII)_B3 3m DRH18-E_LE2C03A18EN_250807 HORIZONTAL : RBW:1000.000kHz VBW:3000.000kHz SWT:Auto Limit Read Ant Cable Preamp Aux APos TPos Freq Level Line Margin Level Factor Loss Factor Factor Remark MHz dBuV/m dBuV/m dB dBuV dB/m dB dB dB cm deg 1 5755.13 51.56 68.20 -16.64 38.58 33.71 13.25 35.09 1.11 100 199 Peak	Blank

Mode	65	
	Band Edge - L	
	U-NII-2C_5.47-5.725_802.11ax HE80_CH106_Full RU_5530MHz	
ANT	0	
Pol.	Vertical	Fundamental
Peak	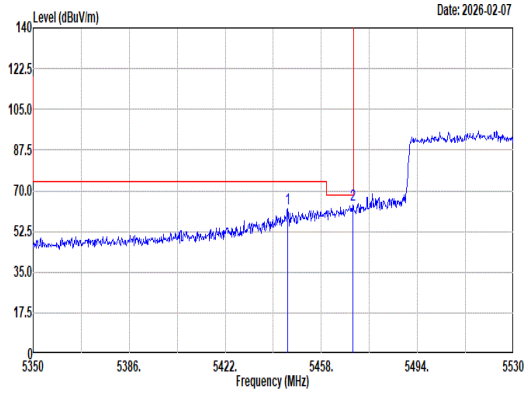 Site : 03CH21-HY Condition: PEAK_BE(UNII)_B3 3m DRH18-E_LE2C03A18EN_250807 VERTICAL : RBW:1000.000kHz VBW:3000.000kHz SWT:Auto Freq Level Limit Line Margin Read Level Ant Factor Cable Loss Preamp Factor Aux Factor APos TPos Remark MHz dBuV/m dBuV/m dB dBuV dB/m dB dB dB cm deg 1 5445.40 62.56 74.00 -11.44 50.94 32.38 12.91 34.70 1.03 300 226 Peak 2 5469.70 63.76 68.20 -4.44 52.12 32.44 12.93 34.74 1.01 300 226 Peak	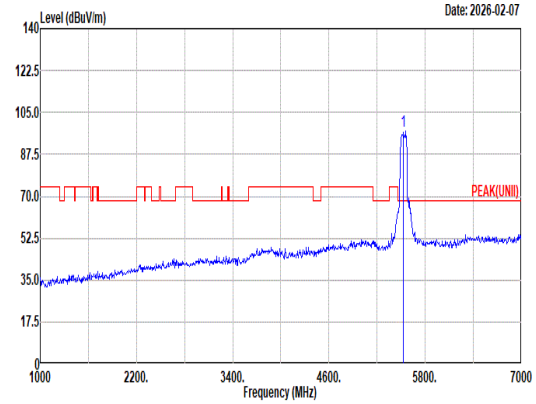 Site : 03CH21-HY Condition: PEAK(UNII) 3m DRH18-E_LE2C03A18EN_250807 VERTICAL : RBW:1000.000kHz VBW:3000.000kHz SWT:Auto Freq Level Limit Line Margin Read Level Ant Factor Cable Loss Preamp Factor Aux Factor APos TPos Remark MHz dBuV/m dBuV/m dB dBuV dB/m dB dB dB cm deg 1 5530.00 96.95 ------ ------ 85.08 32.74 13.02 34.85 0.96 300 226 Peak
Avg	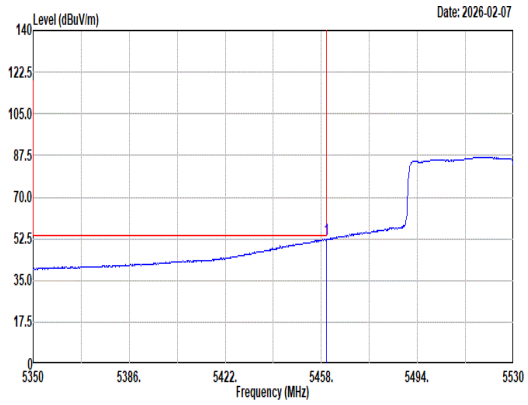 Site : 03CH21-HY Condition: AVG_BE(UNII)_B3 3m DRH18-E_LE2C03A18EN_250807 VERTICAL : RBW:1000.000kHz VBW:1.100kHz SWT:Auto Freq Level Limit Line Margin Read Level Ant Factor Cable Loss Preamp Factor Aux Factor APos TPos Remark MHz dBuV/m dBuV/m dB dBuV dB/m dB dB dB cm deg 1 5459.80 52.42 54.00 -1.58 40.78 32.42 12.92 34.72 1.02 300 226 Average	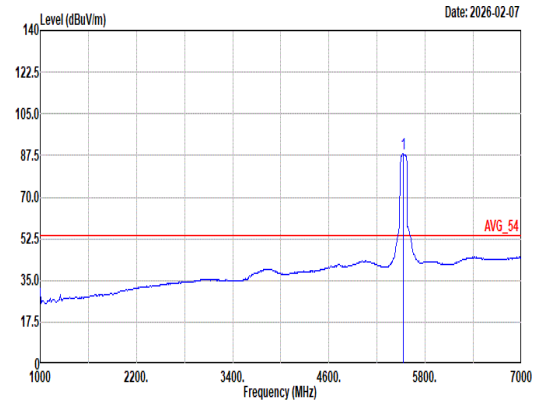 Site : 03CH21-HY Condition: AVG_54 3m DRH18-E_LE2C03A18EN_250807 VERTICAL : RBW:1000.000kHz VBW:1.100kHz SWT:Auto Freq Level Limit Line Margin Read Level Ant Factor Cable Loss Preamp Factor Aux Factor APos TPos Remark MHz dBuV/m dBuV/m dB dBuV dB/m dB dB dB cm deg 1 5530.00 88.19 ------ ------ 76.46 32.57 12.98 34.80 0.98 300 226 Average

Mode	65	
	Band Edge - R	
	U-NII-2C_5.47-5.725_802.11ax HE80_CH106_Full RU_5530MHz	
ANT	0	
Pol.	Vertical	Fundamental
Peak	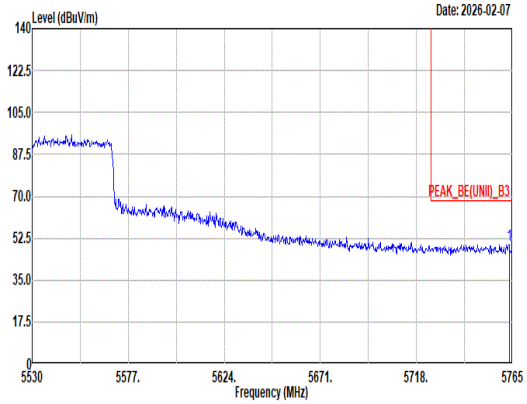 Site : 03CH21-HY Condition: PEAK_BE(UNII)_B3 3m DRH18-E_LE2C03A18EN_250807 VERTICAL : RBW:1000.000kHz VBW:3000.000kHz SWT:Auto Freq Level Limit Line Margin Read Level Ant Factor Cable Loss Preamp Factor Aux Factor APos TPos Remark MHz dBuV/m dBuV/m dB dBuV dB/m dB dB dB cm deg 1 5763.36 49.80 68.20 -18.40 36.79 33.73 13.26 35.10 1.12 300 226 Peak	Blank

Mode	65	
	Harmonic	
	U-NII-2C_5.47-5.725_802.11ax HE80_CH106_Full RU_5530MHz	
ANT	0	
Pol.	Horizontal	Vertical
Peak Avg	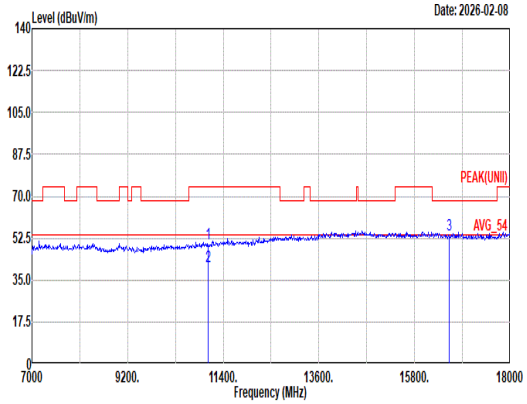 Site : 03CH21-HY Condition: PEAK(UNII) 3m DRH18-E_LE2C03A18EN_250807 HORIZONTAL Freq Level Limit Line Margin Read Level Ant Factor Cable Loss Preamp Factor Aux Factor APos TPos Remark MHz dBuV/m dBuV/m dB dBuV dB/m dB dB dB cm deg 1 11060.00 49.98 74.00 -24.02 31.96 37.84 18.62 40.34 1.90 -- -- Peak 2 11060.00 40.74 54.00 -13.26 22.72 37.84 18.62 40.34 1.90 -- -- Average 3 16590.00 53.83 68.20 -14.37 34.95 40.28 23.22 46.87 2.25 -- -- Peak	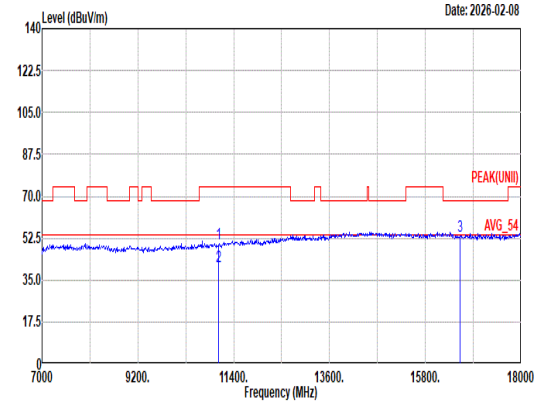 Site : 03CH21-HY Condition: PEAK(UNII) 3m DRH18-E_LE2C03A18EN_250807 VERTICAL Freq Level Limit Line Margin Read Level Ant Factor Cable Loss Preamp Factor Aux Factor APos TPos Remark MHz dBuV/m dBuV/m dB dBuV dB/m dB dB dB cm deg 1 11060.00 50.08 74.00 -23.92 32.06 37.84 18.62 40.34 1.90 -- -- Peak 2 11060.00 40.77 54.00 -13.23 22.75 37.84 18.62 40.34 1.90 -- -- Average 3 16590.00 53.44 68.20 -14.76 34.56 40.28 23.22 46.87 2.25 -- -- Peak

Mode	65	
	Harmonic	
	U-NII-2C_5.47-5.725_802.11ax HE80_CH106_Full RU_5530MHz	
ANT	0	
Pol.	Horizontal	Vertical
10.6G ~18G Avg	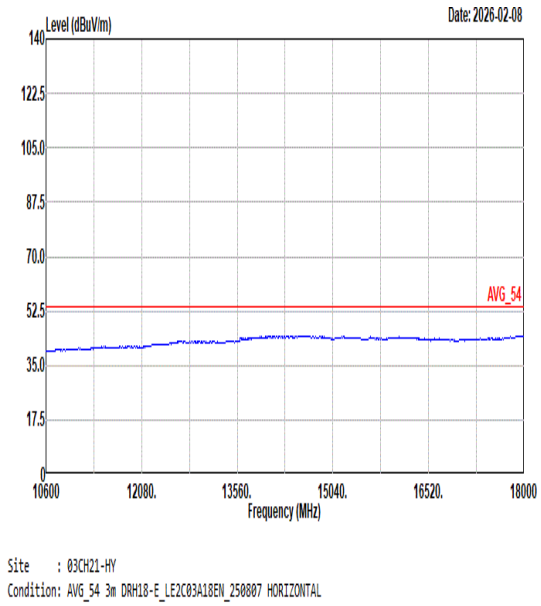	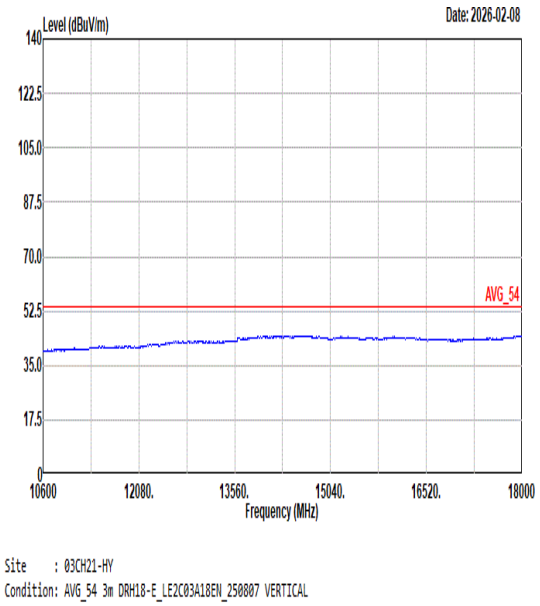

Mode	66	
	Band Edge - L	
	U-NII-2C_5.47-5.725_802.11ax HE80_CH138_Full RU_5690MHz	
ANT	0	
Pol.	Horizontal	Fundamental
Peak	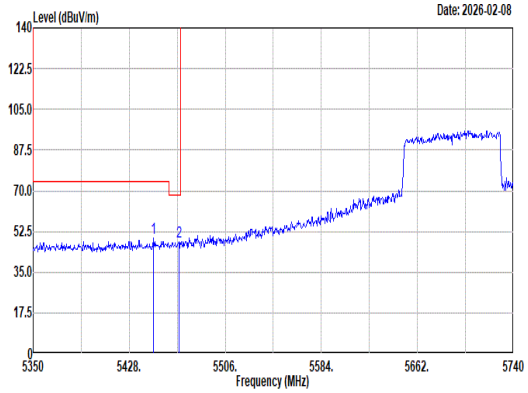 Site : 03CH21-HY Condition: STRADDLES U-NII-1&2A 3m DRH18-E_LE2C03A18EN_250807 HORIZONTAL : RBW:1000.000kHz VBW:3000.000kHz SWT:Auto Freq Level Limit Line Margin Read Level Ant Factor Cable Loss Preamp Factor Aux Factor APos TPos Remark MHz dBuV/m dBuV/m dB dBuV dB/m dB dB dB cm deg 1 5447.89 49.57 74.00 -24.43 37.94 32.39 12.91 34.70 1.03 100 190 Peak 2 5468.17 48.32 68.20 -19.88 36.66 32.44 12.93 34.73 1.02 100 190 Peak	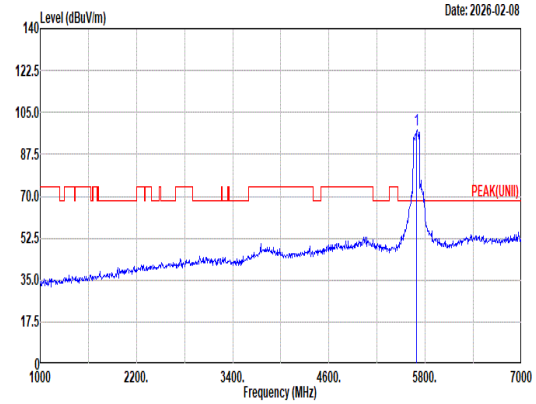 Site : 03CH21-HY Condition: PEAK(UNII) 3m DRH18-E_LE2C03A18EN_250807 HORIZONTAL : RBW:1000.000kHz VBW:3000.000kHz SWT:Auto Freq Level Limit Line Margin Read Level Ant Factor Cable Loss Preamp Factor Aux Factor APos TPos Remark MHz dBuV/m dBuV/m dB dBuV dB/m dB dB dB cm deg 1 5690.00 97.75 ------ ------ 85.12 33.42 13.19 35.03 1.05 100 190 Peak
Avg	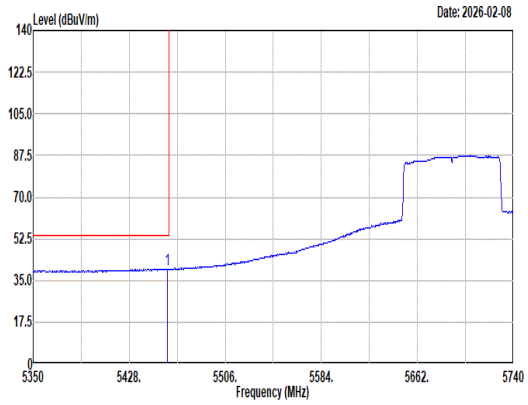 Site : 03CH21-HY Condition: U-NII-1&2A AVERAGE 3m DRH18-E_LE2C03A18EN_250807 HORIZONTAL : RBW:1000.000kHz VBW:1.100kHz SWT:Auto Freq Level Limit Line Margin Read Level Ant Factor Cable Loss Preamp Factor Aux Factor APos TPos Remark MHz dBuV/m dBuV/m dB dBuV dB/m dB dB dB cm deg 1 5458.81 39.77 54.00 -14.23 28.13 32.42 12.92 34.72 1.02 100 190 Average	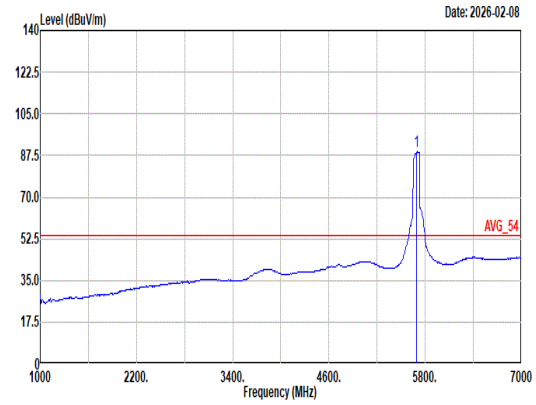 Site : 03CH21-HY Condition: AVG_54 3m DRH18-E_LE2C03A18EN_250807 HORIZONTAL : RBW:1000.000kHz VBW:1.100kHz SWT:Auto Freq Level Limit Line Margin Read Level Ant Factor Cable Loss Preamp Factor Aux Factor APos TPos Remark MHz dBuV/m dBuV/m dB dBuV dB/m dB dB dB cm deg 1 5690.00 89.12 ------ ------ 76.49 33.42 13.19 35.03 1.05 100 190 Average

Mode	66	
	Band Edge - R	
	U-NII-2C_5.47-5.725_802.11ax HE80_CH138_Full RU_5690MHz	
ANT	0	
Pol.	Horizontal	Fundamental
Peak	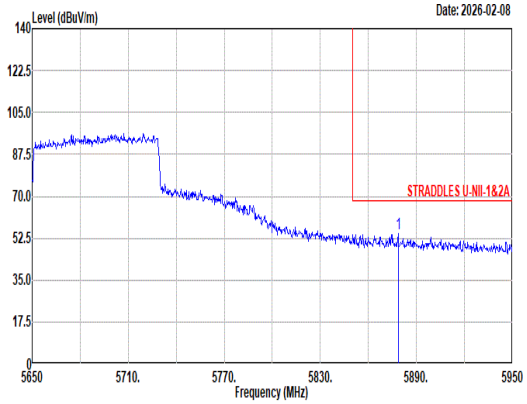 Site : 03CH21-HY Condition: STRADDLES U-NII-1&2A 3m DRH18-E_LE2C03A18EN_250807 HORIZONTAL : RBW:1000.000kHz VBW:3000.000kHz SWT:Auto Freq Level Limit Line Margin Read Level Ant Factor Cable Loss Preamp Factor Aux Factor APos TPos Remark MHz dBuV/m dBuV/m dB dBuV dB/m dB dB dB cm deg 1 5878.60 54.42 68.20 -13.78 41.51 33.70 13.40 35.24 1.05 100 190 Peak	Blank

Mode	66	
	Band Edge - L	
	U-NII-2C_5.47-5.725_802.11ax HE80_CH138_Full RU_5690MHz	
ANT	0	
Pol.	Vertical	Fundamental
Peak	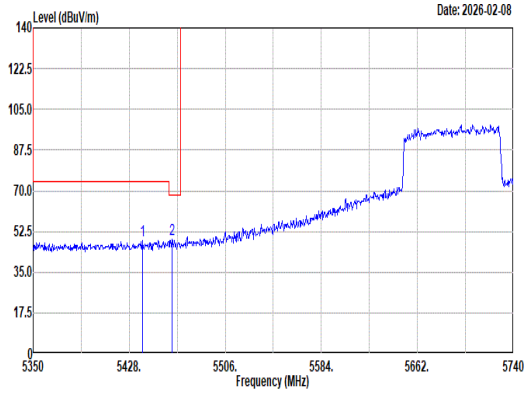 Site : 03CH21-HY Condition: STRADDLES U-NII-1&2A 3m DRH18-E_LE2C03A18EN_250807 VERTICAL : RBW:1000.000kHz VBW:3000.000kHz SWT:Auto Freq Level Limit Line Margin Read Level Ant Factor Cable Loss Preamp Factor Aux Factor APos TPos Remark MHz dBuV/m dBuV/m dB dBuV dB/m dB dB dB cm deg 1 5438.92 48.69 74.00 -25.31 37.09 32.36 12.90 34.69 1.03 100 237 Peak 2 5462.71 49.33 68.20 -18.87 37.69 32.43 12.92 34.73 1.02 100 237 Peak	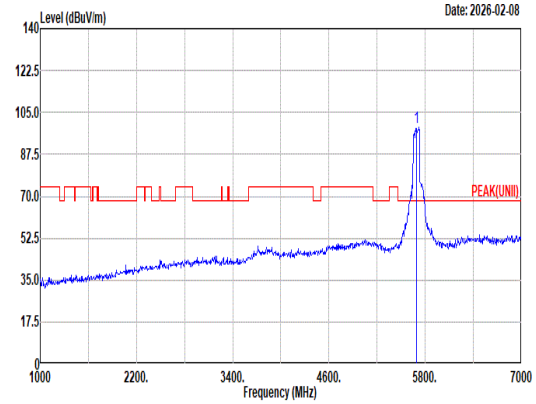 Site : 03CH21-HY Condition: PEAK(UNII) 3m DRH18-E_LE2C03A18EN_250807 VERTICAL : RBW:1000.000kHz VBW:3000.000kHz SWT:Auto Freq Level Limit Line Margin Read Level Ant Factor Cable Loss Preamp Factor Aux Factor APos TPos Remark MHz dBuV/m dBuV/m dB dBuV dB/m dB dB dB cm deg 1 5690.00 98.62 ------ ------ 85.86 33.53 13.21 35.05 1.07 100 237 Peak
Avg	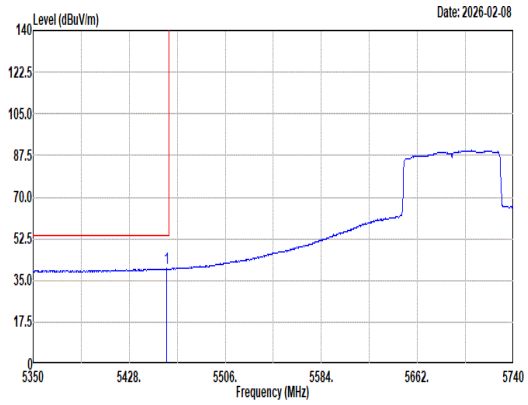 Site : 03CH21-HY Condition: U-NII-1&2A AVERAGE 3m DRH18-E_LE2C03A18EN_250807 VERTICAL : RBW:1000.000kHz VBW:1.100kHz SWT:Auto Freq Level Limit Line Margin Read Level Ant Factor Cable Loss Preamp Factor Aux Factor APos TPos Remark MHz dBuV/m dBuV/m dB dBuV dB/m dB dB dB cm deg 1 5458.42 39.89 54.00 -14.11 28.25 32.42 12.92 34.72 1.02 100 237 Average	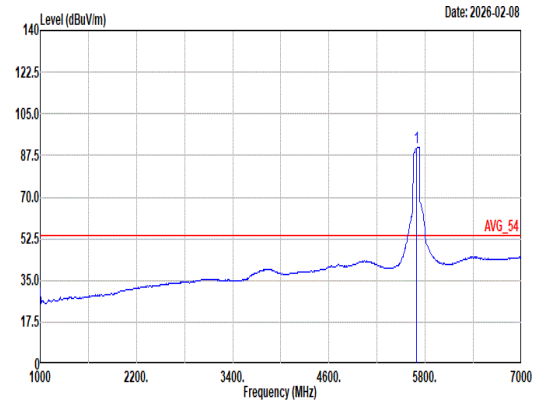 Site : 03CH21-HY Condition: AVG_54 3m DRH18-E_LE2C03A18EN_250807 VERTICAL : RBW:1000.000kHz VBW:1.100kHz SWT:Auto Freq Level Limit Line Margin Read Level Ant Factor Cable Loss Preamp Factor Aux Factor APos TPos Remark MHz dBuV/m dBuV/m dB dBuV dB/m dB dB dB cm deg 1 5690.00 91.00 ------ ------ 78.24 33.53 13.21 35.05 1.07 100 237 Average

Mode	66	
	Band Edge - R	
	U-NII-2C_5.47-5.725_802.11ax HE80_CH138_Full RU_5690MHz	
ANT	0	
Pol.	Vertical	Fundamental
Peak	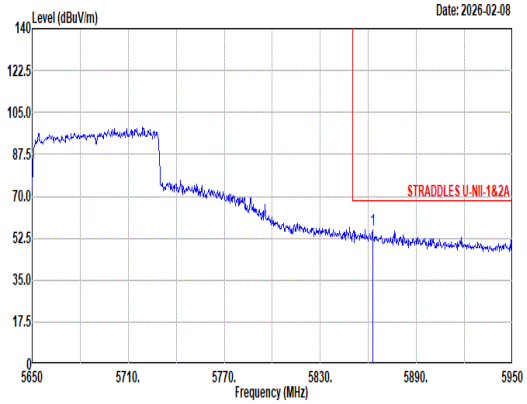 Site : 03CH21-HY Condition: STRADDLES U-NII-1&2A 3m DRH18-E_LE2C03A18EN_250807 VERTICAL : RBW:1000.000kHz VBW:3000.000kHz SWT:Auto Freq Level Limit Line Margin Read Level Ant Factor Cable Loss Preamp Factor Aux Factor APos TPos Remark MHz dBuV/m dBuV/m dB dBuV dB/m dB dB dB cm deg 1 5862.70 55.95 68.20 -12.25 43.02 33.70 13.38 35.22 1.07 100 237 Peak	Blank

Mode	66	
	Harmonic	
	U-NII-2C_5.47-5.725_802.11ax HE80_CH138_Full RU_5690MHz	
ANT	0	
Pol.	Horizontal	Vertical
Peak Avg	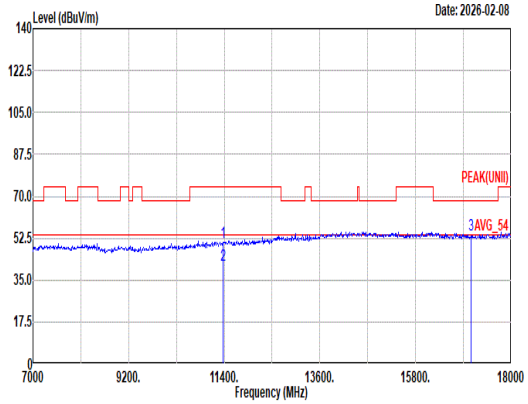 Site : 03CH21-HY Condition: PEAK(UNII) 3m DRH18-E_LE2C03A18EN_250807 HORIZONTAL Freq Level Limit Line Margin Read Level Ant Factor Cable Loss Preamp Factor Aux Factor APos TPos Remark MHz dBuV/m dBuV/m dB dBuV dB/m dB dB dB cm deg 1 11380.00 50.93 74.00 -23.07 32.31 38.40 18.91 40.65 1.96 -- -- Peak 2 11380.00 41.06 54.00 -12.94 22.44 38.40 18.91 40.65 1.96 -- -- Average 3 17070.00 53.64 68.20 -14.56 34.88 39.96 23.52 47.07 2.35 -- -- Peak	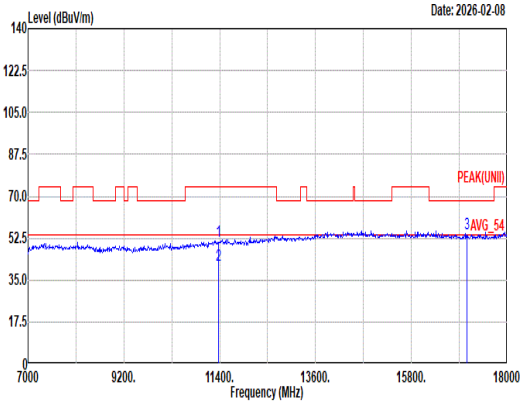 Site : 03CH21-HY Condition: PEAK(UNII) 3m DRH18-E_LE2C03A18EN_250807 VERTICAL Freq Level Limit Line Margin Read Level Ant Factor Cable Loss Preamp Factor Aux Factor APos TPos Remark MHz dBuV/m dBuV/m dB dBuV dB/m dB dB dB cm deg 1 11380.00 51.39 74.00 -22.61 32.77 38.40 18.91 40.65 1.96 -- -- Peak 2 11380.00 41.12 54.00 -12.88 22.50 38.40 18.91 40.65 1.96 -- -- Average 3 17070.00 54.27 68.20 -13.93 35.51 39.96 23.52 47.07 2.35 -- -- Peak

Mode	66	
	Harmonic	
	U-NII-2C_5.47-5.725_802.11ax HE80_CH138_Full RU_5690MHz	
ANT	0	
Pol.	Horizontal	Vertical
10.6G ~18G Avg	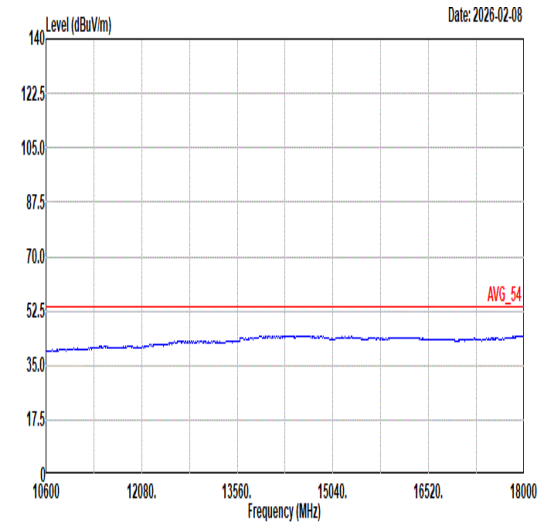 Site : 03CH21-HY Condition: AVG_54 3m DRH18-E_LE2C03A18EN_250807 HORIZONTAL	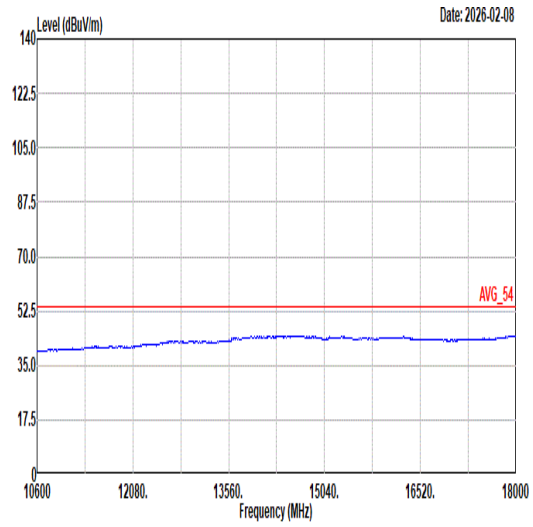 Site : 03CH21-HY Condition: AVG_54 3m DRH18-E_LE2C03A18EN_250807 VERTICAL

Mode	67	
	Band Edge - L	
	U-NII-2C_5.47-5.725_802.11ac VHT80_CH122_5610MHz	
ANT	0	
Pol.	Horizontal	Fundamental
Peak	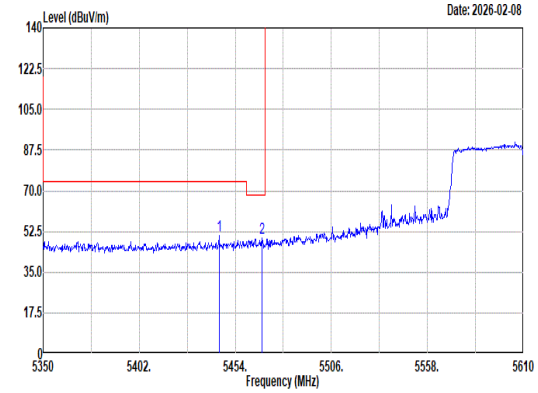 Site : 03CH21-HY Condition: PEAK_BE(UNII)_B3 3m DRH18-E_LE2C03A18EN_250807 HORIZONTAL : RBW:1000.000kHz VBW:3000.000kHz SWT:Auto Freq Level Limit Line Margin Read Level Ant Factor Cable Loss Preamp Factor Aux Factor APos TPos Remark MHz dBuV/m dBuV/m dB dBuV dB/m dB dB dB cm deg 1 5445.16 50.56 74.00 -23.44 38.94 32.38 12.91 34.70 1.03 100 186 Peak 2 5468.30 49.48 68.20 -18.72 37.82 32.44 12.93 34.73 1.02 100 186 Peak	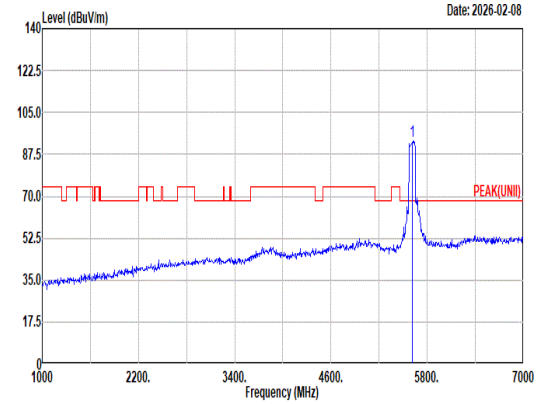 Site : 03CH21-HY Condition: PEAK(UNII) 3m DRH18-E_LE2C03A18EN_250807 HORIZONTAL : RBW:1000.000kHz VBW:3000.000kHz SWT:Auto Freq Level Limit Line Margin Read Level Ant Factor Cable Loss Preamp Factor Aux Factor APos TPos Remark MHz dBuV/m dBuV/m dB dBuV dB/m dB dB dB cm deg 1 5610.00 93.19 ------ ------ 81.10 32.98 13.09 34.93 0.95 100 186 Peak
Avg	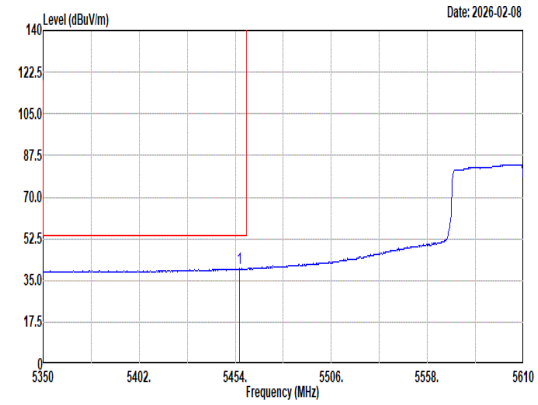 Site : 03CH21-HY Condition: AVG_BE(UNII)_B3 3m DRH18-E_LE2C03A18EN_250807 HORIZONTAL : RBW:1000.000kHz VBW:0.910kHz SWT:Auto Freq Level Limit Line Margin Read Level Ant Factor Cable Loss Preamp Factor Aux Factor APos TPos Remark MHz dBuV/m dBuV/m dB dBuV dB/m dB dB dB cm deg 1 5456.34 39.94 54.00 -14.06 28.31 32.41 12.92 34.72 1.02 100 186 Average	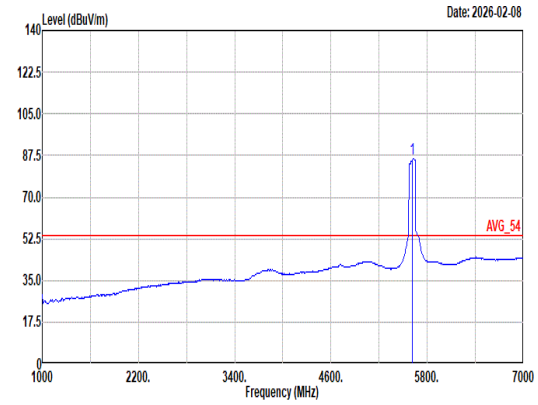 Site : 03CH21-HY Condition: AVG_54 3m DRH18-E_LE2C03A18EN_250807 HORIZONTAL : RBW:1000.000kHz VBW:0.910kHz SWT:Auto Freq Level Limit Line Margin Read Level Ant Factor Cable Loss Preamp Factor Aux Factor APos TPos Remark MHz dBuV/m dBuV/m dB dBuV dB/m dB dB dB cm deg 1 5610.00 86.28 ------ ------ 74.16 33.00 13.09 34.93 0.96 100 186 Average

Mode	67	
	Band Edge - R	
	U-NII-2C_5.47-5.725_802.11ac VHT80_CH122_5610MHz	
ANT	0	
Pol.	Horizontal	Fundamental
Peak	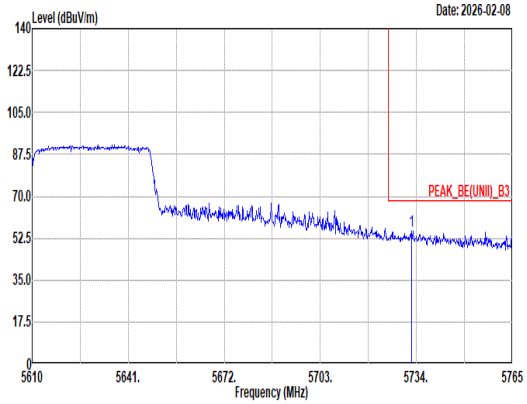 Site : 03CH21-HY Condition: PEAK_BE(UNII)_B3 3m DRH18-E_LE2C03A18EN_250807 HORIZONTAL : RBW:1000.000kHz VBW:3000.000kHz SWT:Auto Freq Level Limit Line Margin Read Level Ant Factor Cable Loss Preamp Factor Aux Factor APos TPos Remark MHz dBuV/m dBuV/m dB dBuV dB/m dB dB dB cm deg 1 5732.45 55.67 68.20 -12.53 42.83 33.59 13.23 35.06 1.08 100 186 Peak	Blank

Mode	67
	Band Edge - L
	U-NII-2C_5.47-5.725_802.11ac VHT80_CH122_5610MHz
ANT	0

Pol.	Vertical	Fundamental
Peak	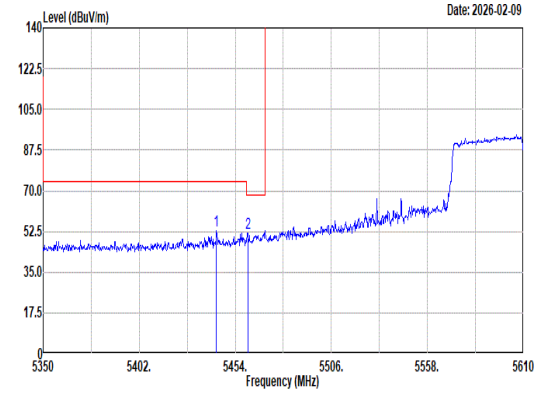 Site : 03CH21-HY Condition: PEAK_BE(UNII)_B3 3m DRH18-E_LE2C03A18EN_250807 VERTICAL : RBW:1000.000kHz VBW:3000.000kHz SWT:Auto Freq Level Limit Line Margin Read Level Ant Factor Cable Loss Preamp Factor Aux Factor APos TPos Remark MHz dBuV/m dBuV/m dB dBuV dB/m dB dB dB cm deg 1 5443.86 53.04 74.00 -20.96 41.43 32.38 12.90 34.70 1.03 300 223 Peak 2 5460.76 51.74 68.20 -16.46 40.10 32.42 12.92 34.72 1.02 300 223 Peak	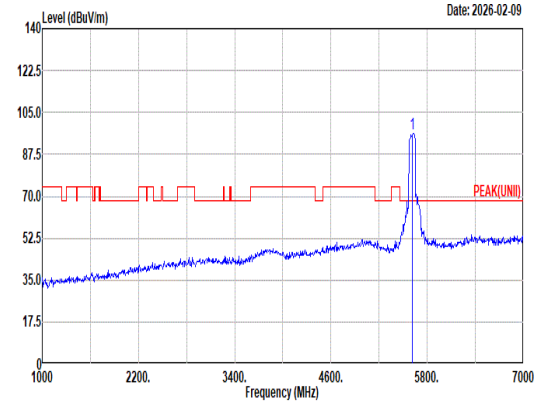 Site : 03CH21-HY Condition: PEAK(UNII) 3m DRH18-E_LE2C03A18EN_250807 VERTICAL : RBW:1000.000kHz VBW:3000.000kHz SWT:Auto Freq Level Limit Line Margin Read Level Ant Factor Cable Loss Preamp Factor Aux Factor APos TPos Remark MHz dBuV/m dBuV/m dB dBuV dB/m dB dB dB cm deg 1 5610.00 96.38 ------ ------ 84.26 33.00 13.09 34.93 0.96 300 223 Peak
Avg	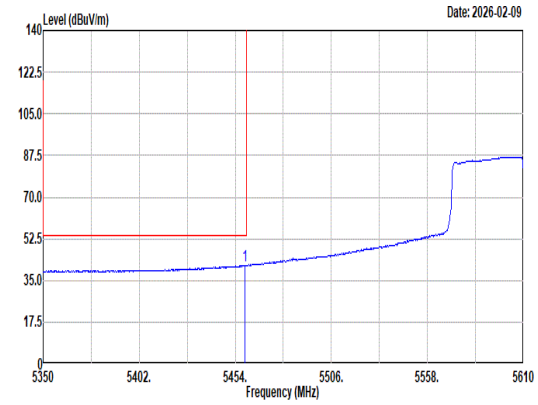 Site : 03CH21-HY Condition: AVG_BE(UNII)_B3 3m DRH18-E_LE2C03A18EN_250807 VERTICAL : RBW:1000.000kHz VBW:0.910kHz SWT:Auto Freq Level Limit Line Margin Read Level Ant Factor Cable Loss Preamp Factor Aux Factor APos TPos Remark MHz dBuV/m dBuV/m dB dBuV dB/m dB dB dB cm deg 1 5459.20 41.27 54.00 -12.73 29.63 32.42 12.92 34.72 1.02 300 223 Average	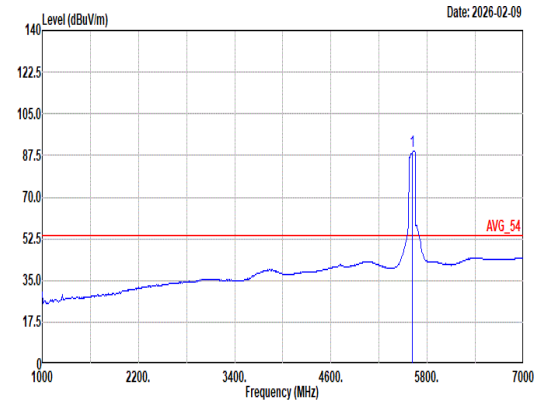 Site : 03CH21-HY Condition: AVG_54 3m DRH18-E_LE2C03A18EN_250807 VERTICAL : RBW:1000.000kHz VBW:0.910kHz SWT:Auto Freq Level Limit Line Margin Read Level Ant Factor Cable Loss Preamp Factor Aux Factor APos TPos Remark MHz dBuV/m dBuV/m dB dBuV dB/m dB dB dB cm deg 1 5610.00 89.54 ------ ------ 77.36 33.05 13.11 34.95 0.97 300 223 Average

Mode	67	
	Band Edge - R	
	U-NII-2C_5.47-5.725_802.11ac VHT80_CH122_5610MHz	
ANT	0	
Pol.	Vertical	Fundamental
Peak	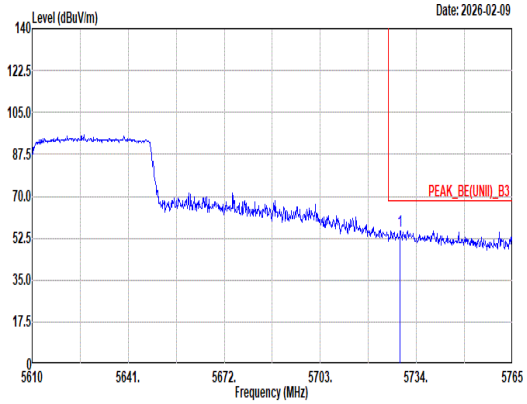 Site : 03CH21-HY Condition: PEAK_BE(UNII)_B3 3m DRH18-E_LE2C03A18EN_250807 VERTICAL : RBW:1000.000kHz VBW:3000.000kHz SWT:Auto Limit Read Ant Cable Preamp Aux APos TPos Freq Level Line Margin Level Factor Loss Factor Factor Remark MHz dBuV/m dBuV/m dB dBuV dB/m dB dB dB cm deg 1 5728.73 55.44 68.20 -12.76 42.63 33.57 13.22 35.06 1.08 300 223 Peak	Blank

Mode	67	
	Harmonic	
	U-NII-2C_5.47-5.725_802.11ac VHT80_CH122_5610MHz	
ANT	0	
Pol.	Horizontal	Vertical
Peak Avg	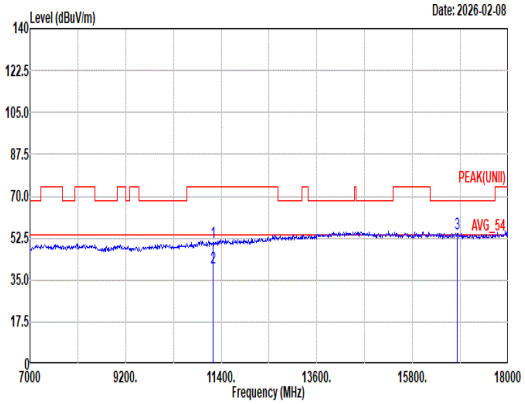 Site : 03CH21-HY Condition: PEAK(UNII) 3m DRH18-E_LE2C03A18EN_250807 HORIZONTAL Freq Level Limit Line Margin Read Level Ant Factor Cable Loss Preamp Factor Aux Factor APos TPos Remark MHz dBuV/m dBuV/m dB dBuV dB/m dB dB dB cm deg 1 11220.00 50.92 74.00 -23.08 32.64 38.08 18.77 40.50 1.93 -- -- Peak 2 11220.00 40.18 54.00 -13.82 21.90 38.08 18.77 40.50 1.93 -- -- Average 3 16830.00 54.44 68.20 -13.76 35.29 40.40 23.36 46.91 2.30 -- -- Peak	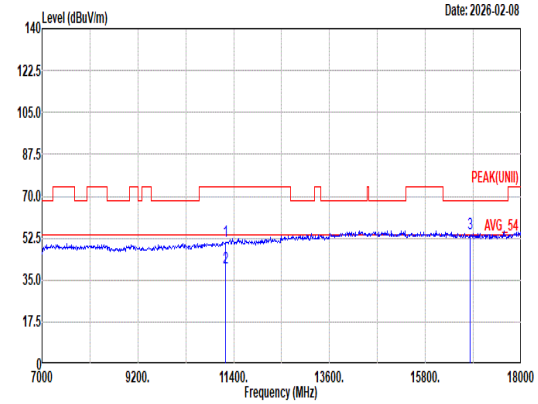 Site : 03CH21-HY Condition: PEAK(UNII) 3m DRH18-E_LE2C03A18EN_250807 VERTICAL Freq Level Limit Line Margin Read Level Ant Factor Cable Loss Preamp Factor Aux Factor APos TPos Remark MHz dBuV/m dBuV/m dB dBuV dB/m dB dB dB cm deg 1 11220.00 51.02 74.00 -22.98 32.74 38.08 18.77 40.50 1.93 -- -- Peak 2 11220.00 40.32 54.00 -13.68 22.04 38.08 18.77 40.50 1.93 -- -- Average 3 16830.00 54.49 68.20 -13.71 35.34 40.40 23.36 46.91 2.30 -- -- Peak

Mode	67	
	Harmonic	
	U-NII-2C_5.47-5.725_802.11ac VHT80_CH122_5610MHz	
ANT	0	
Pol.	Horizontal	Vertical
10.6G ~18G Avg	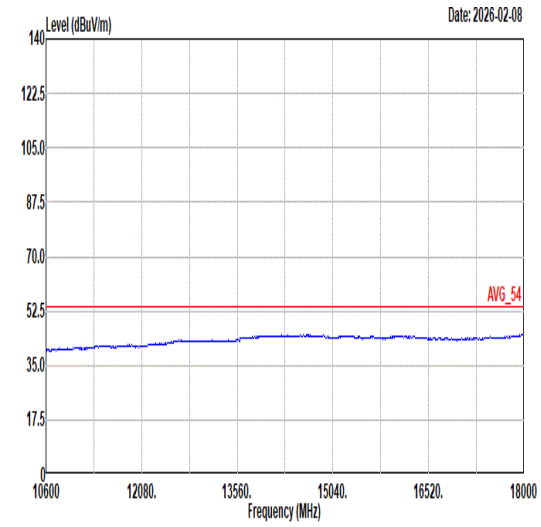 Site : 03CH21-HY Condition: AVG_54 3m DRH18-E_LE2C03A18EN_250807 HORIZONTAL	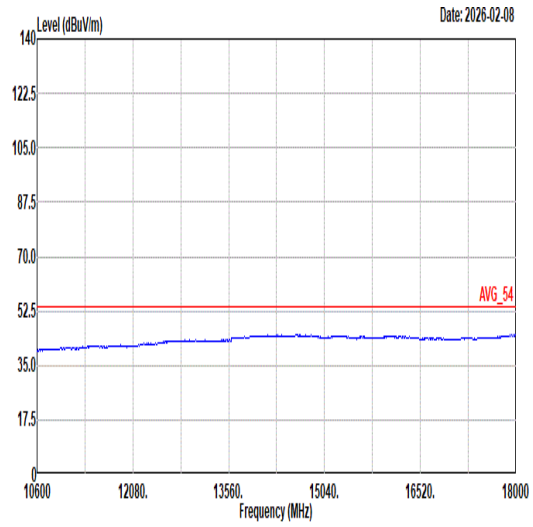 Site : 03CH21-HY Condition: AVG_54 3m DRH18-E_LE2C03A18EN_250807 VERTICAL

Mode	68	
	Band Edge - L	
	U-NII-2C_5.47-5.725_802.11ax HE80_CH122_Full RU_5610MHz	
ANT	0	
Pol.	Horizontal	Fundamental
Peak	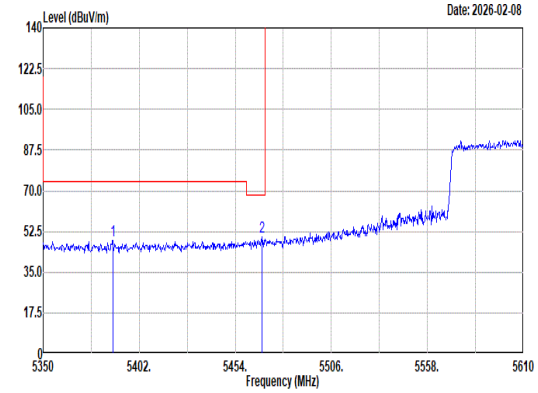 Site : 03CH21-HY Condition: PEAK_BE(UNII)_B3 3m DRH18-E_LE2C03A18EN_250807 HORIZONTAL : RBW:1000.000kHz VBW:3000.000kHz SWT:Auto Freq Level Limit Line Margin Read Level Ant Factor Cable Loss Preamp Factor Aux Factor APos TPos Remark MHz dBuV/m dBuV/m dB dBuV dB/m dB dB dB cm deg 1 5387.70 48.69 74.00 -25.31 37.19 32.22 12.85 34.62 1.05 100 186 Peak 2 5468.30 50.14 68.20 -18.06 38.48 32.44 12.93 34.73 1.02 100 186 Peak	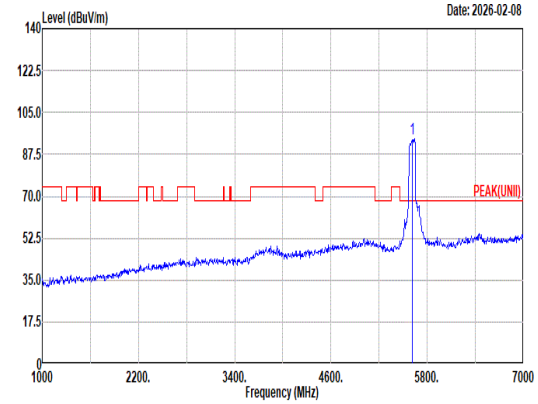 Site : 03CH21-HY Condition: PEAK(UNII) 3m DRH18-E_LE2C03A18EN_250807 HORIZONTAL : RBW:1000.000kHz VBW:3000.000kHz SWT:Auto Freq Level Limit Line Margin Read Level Ant Factor Cable Loss Preamp Factor Aux Factor APos TPos Remark MHz dBuV/m dBuV/m dB dBuV dB/m dB dB dB cm deg 1 5610.00 94.10 ------ ------ 81.89 33.08 13.11 34.96 0.98 100 186 Peak
Avg	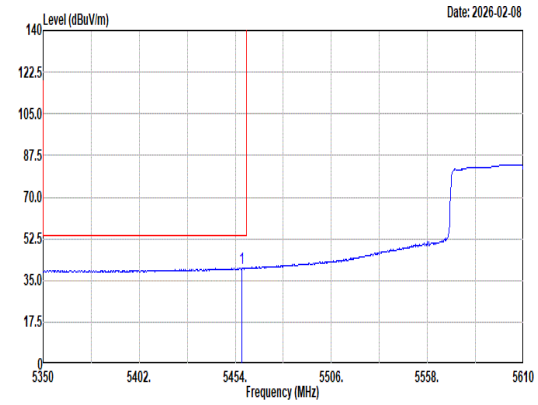 Site : 03CH21-HY Condition: AVG_BE(UNII)_B3 3m DRH18-E_LE2C03A18EN_250807 HORIZONTAL : RBW:1000.000kHz VBW:1.100kHz SWT:Auto Freq Level Limit Line Margin Read Level Ant Factor Cable Loss Preamp Factor Aux Factor APos TPos Remark MHz dBuV/m dBuV/m dB dBuV dB/m dB dB dB cm deg 1 5457.64 40.23 54.00 -13.77 28.59 32.42 12.92 34.72 1.02 100 186 Average	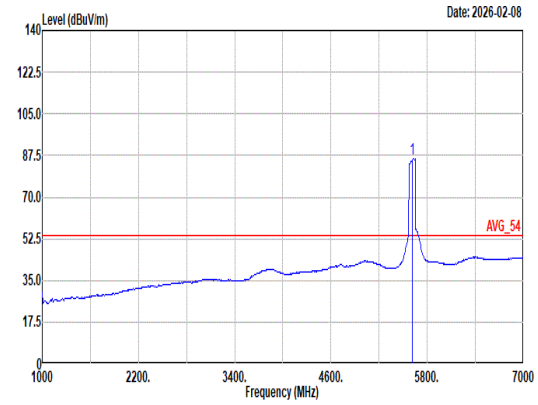 Site : 03CH21-HY Condition: AVG_54 3m DRH18-E_LE2C03A18EN_250807 HORIZONTAL : RBW:1000.000kHz VBW:1.100kHz SWT:Auto Freq Level Limit Line Margin Read Level Ant Factor Cable Loss Preamp Factor Aux Factor APos TPos Remark MHz dBuV/m dBuV/m dB dBuV dB/m dB dB dB cm deg 1 5610.00 86.21 ------ ------ 74.12 32.98 13.09 34.93 0.95 100 186 Average

Mode	68	
	Band Edge - R	
	U-NII-2C_5.47-5.725_802.11ax HE80_CH122_Full RU_5610MHz	
ANT	0	
Pol.	Horizontal	Fundamental
Peak	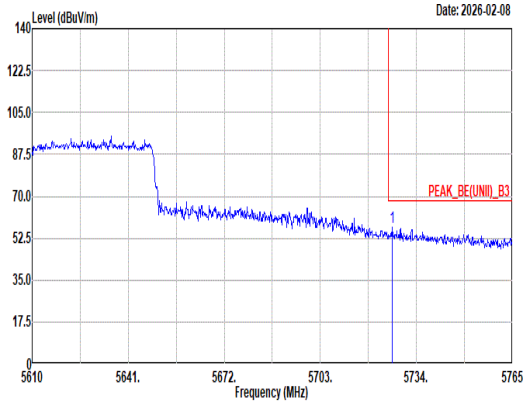 Site : 03CH21-HY Condition: PEAK_BE(UNII)_B3 3m DRH18-E_LE2C03A18EN_250807 HORIZONTAL : RBW:1000.000kHz VBW:3000.000kHz SWT:Auto Freq Level Limit Line Margin Read Level Ant Factor Cable Loss Preamp Factor Aux Factor APos TPos Remark MHz dBuV/m dBuV/m dB dBuV dB/m dB dB dB cm deg 1 5726.25 57.19 68.20 -11.01 44.39 33.56 13.22 35.06 1.08 100 186 Peak	Blank

Mode	68	
	Band Edge - L	
	U-NII-2C_5.47-5.725_802.11ax HE80_CH122_Full RU_5610MHz	
ANT	0	
Pol.	Vertical	Fundamental
Peak	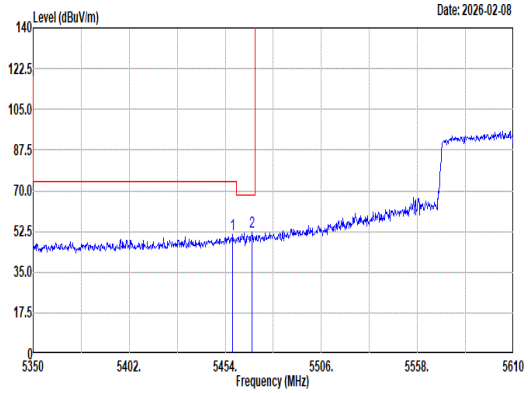 Site : 03CH21-HY Condition: PEAK_BE(UNII)_B3 3m DRH18-E_LE2C03A18EN_250807 VERTICAL : RBW:1000.000kHz VBW:3000.000kHz SWT:Auto Freq Level Limit Line Margin Read Level Ant Factor Cable Loss Preamp Factor Aux Factor APos TPos Remark MHz dBuV/m dBuV/m dB dBuV dB/m dB dB dB cm deg 1 5457.90 51.09 74.00 -22.91 39.45 32.42 12.92 34.72 1.02 257 219 Peak 2 5468.56 52.17 68.20 -16.03 40.51 32.44 12.93 34.73 1.02 257 219 Peak	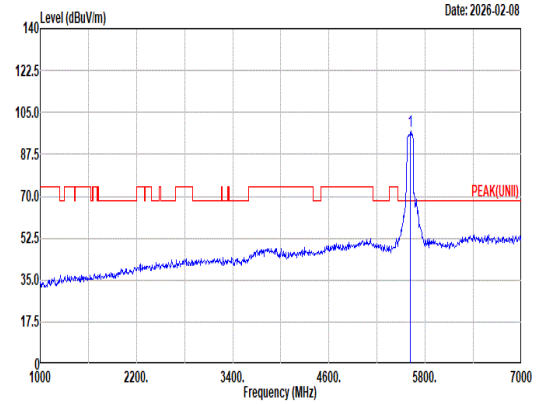 Site : 03CH21-HY Condition: PEAK(UNII) 3m DRH18-E_LE2C03A18EN_250807 VERTICAL : RBW:1000.000kHz VBW:3000.000kHz SWT:Auto Freq Level Limit Line Margin Read Level Ant Factor Cable Loss Preamp Factor Aux Factor APos TPos Remark MHz dBuV/m dBuV/m dB dBuV dB/m dB dB dB cm deg 1 5610.00 97.15 ------ ------ 85.03 33.00 13.09 34.93 0.96 257 219 Peak
Avg	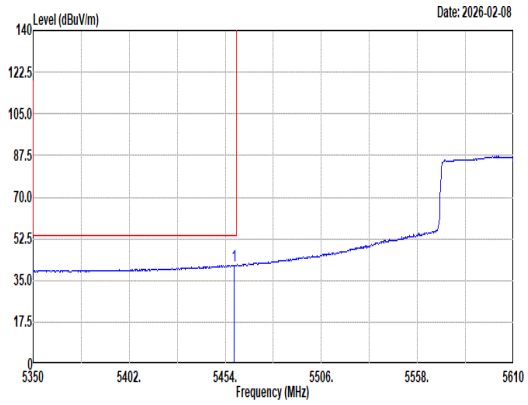 Site : 03CH21-HY Condition: AVG_BE(UNII)_B3 3m DRH18-E_LE2C03A18EN_250807 VERTICAL : RBW:1000.000kHz VBW:1.100kHz SWT:Auto Freq Level Limit Line Margin Read Level Ant Factor Cable Loss Preamp Factor Aux Factor APos TPos Remark MHz dBuV/m dBuV/m dB dBuV dB/m dB dB dB cm deg 1 5458.68 41.45 54.00 -12.55 29.81 32.42 12.92 34.72 1.02 257 219 Average	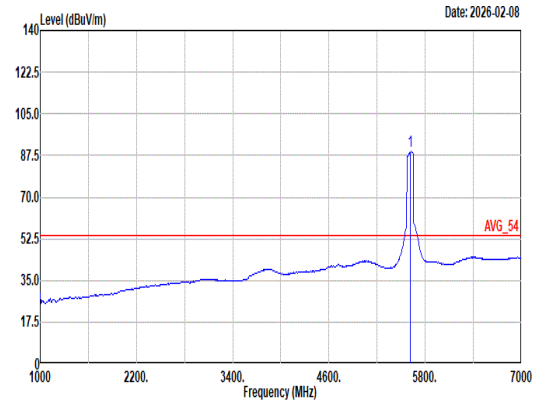 Site : 03CH21-HY Condition: AVG_54 3m DRH18-E_LE2C03A18EN_250807 VERTICAL : RBW:1000.000kHz VBW:1.100kHz SWT:Auto Freq Level Limit Line Margin Read Level Ant Factor Cable Loss Preamp Factor Aux Factor APos TPos Remark MHz dBuV/m dBuV/m dB dBuV dB/m dB dB dB cm deg 1 5610.00 89.29 ------ ------ 77.17 33.00 13.09 34.93 0.96 257 219 Average

Mode	68	
	Band Edge - R	
	U-NII-2C_5.47-5.725_802.11ax HE80_CH122_Full RU_5610MHz	
ANT	0	
Pol.	Vertical	Fundamental
Peak	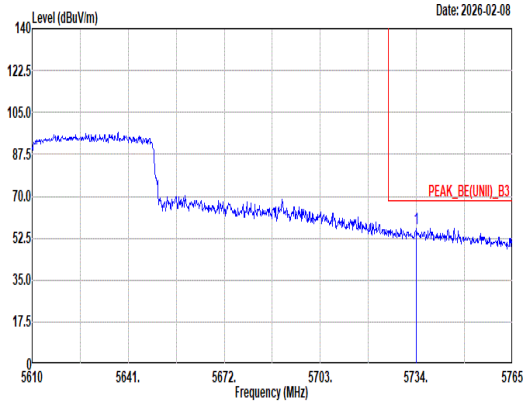 Site : 03CH21-HY Condition: PEAK_BE(UNII)_B3 3m DRH18-E_LE2C03A18EN_250807 VERTICAL : RBW:1000.000kHz VBW:3000.000kHz SWT:Auto Freq Level Limit Line Margin Read Level Ant Factor Cable Loss Preamp Factor Aux Factor APos TPos Remark MHz dBuV/m dBuV/m dB dBuV dB/m dB dB dB cm deg 1 5734.00 56.77 68.20 -11.43 43.93 33.60 13.23 35.07 1.08 257 219 Peak	Blank

Mode	68	
	Harmonic	
	U-NII-2C_5.47-5.725_802.11ax HE80_CH122_Full RU_5610MHz	
ANT	0	
Pol.	Horizontal	Vertical
Peak Avg	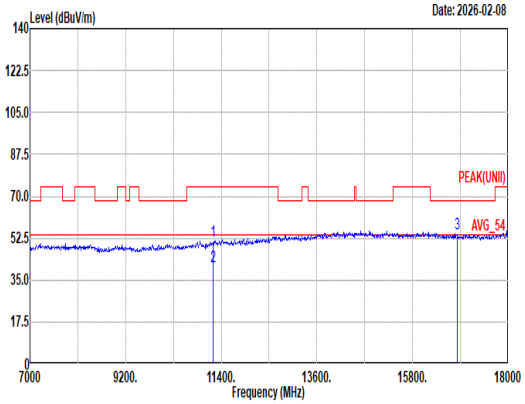 Site : 03CH21-HY Condition: PEAK(UNII) 3m DRH18-E_LE2C03A18EN_250807 HORIZONTAL Freq Level Limit Line Margin Read Level Ant Factor Cable Loss Preamp Factor Aux Factor APos TPos Remark MHz dBuV/m dBuV/m dB dBuV dB/m dB dB dB cm deg 1 11220.00 51.11 74.00 -22.89 32.83 38.08 18.77 40.50 1.93 -- -- Peak 2 11220.00 40.66 54.00 -13.34 22.38 38.08 18.77 40.50 1.93 -- -- Average 3 16830.00 54.41 68.20 -13.79 35.26 40.40 23.36 46.91 2.30 -- -- Peak	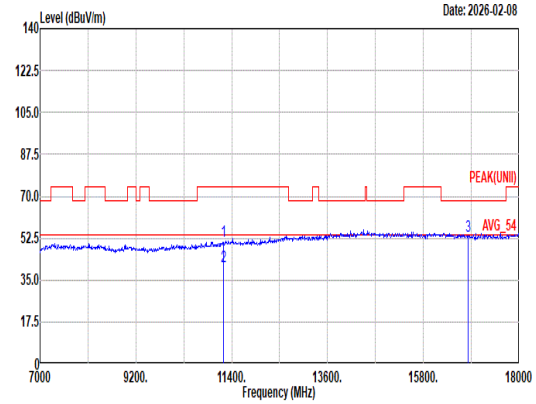 Site : 03CH21-HY Condition: PEAK(UNII) 3m DRH18-E_LE2C03A18EN_250807 VERTICAL Freq Level Limit Line Margin Read Level Ant Factor Cable Loss Preamp Factor Aux Factor APos TPos Remark MHz dBuV/m dBuV/m dB dBuV dB/m dB dB dB cm deg 1 11220.00 51.00 74.00 -23.00 32.72 38.08 18.77 40.50 1.93 -- -- Peak 2 11220.00 40.62 54.00 -13.38 22.34 38.08 18.77 40.50 1.93 -- -- Average 3 16830.00 53.61 68.20 -14.59 34.46 40.40 23.36 46.91 2.30 -- -- Peak

Mode	68	
	Harmonic	
	U-NII-2C_5.47-5.725_802.11ax HE80_CH122_Full RU_5610MHz	
ANT	0	
Pol.	Horizontal	Vertical
10.6G ~18G Avg	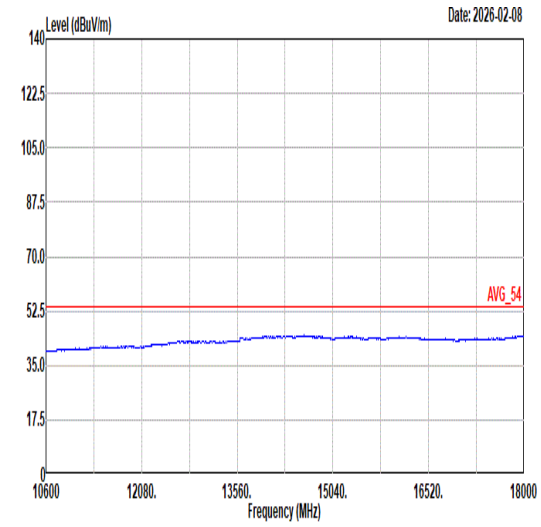 Site : 03CH21-HY Condition: AVG_54 3m DRH18-E_LE2C03A18EN_250807 HORIZONTAL	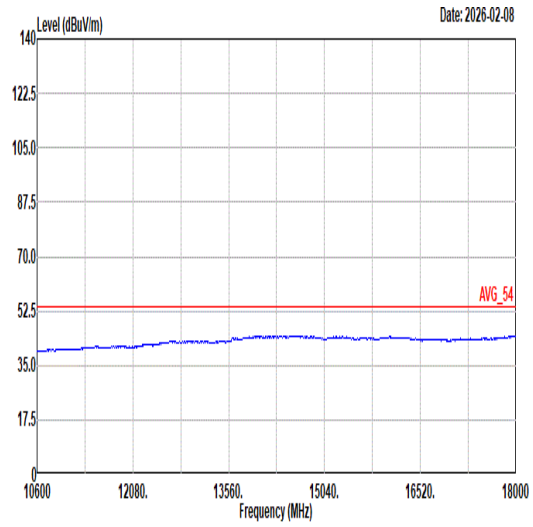 Site : 03CH21-HY Condition: AVG_54 3m DRH18-E_LE2C03A18EN_250807 VERTICAL

Mode	69	
	SHF	
ANT	0	
Pol.	Horizontal	Vertical
Peak	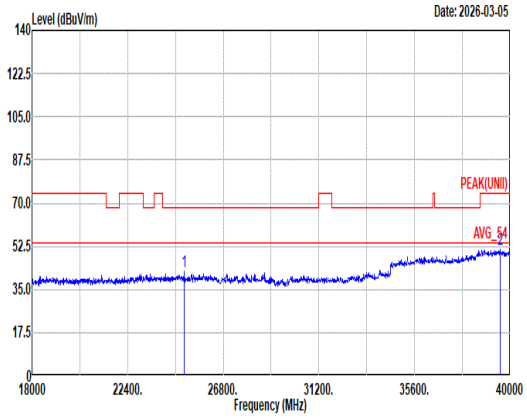 Site : 03CH21-HY Condition: PEAK(UNII) 1m BBHA9170_1223_250702 HORIZONTAL Freq Level Limit Line Margin Read Level Ant Factor Cable Loss Preamp Factor Aux Factor APos TPos Remark MHz dBuV/m dBuV/m dB dBuV dB/m dB dB dB cm deg 1 24998.79 42.49 68.20 -25.71 43.98 39.50 28.85 60.30 -9.54 -- -- PEAK 2 39546.16 51.49 74.00 -22.51 39.01 45.28 37.32 60.58 -9.54 -- -- PEAK	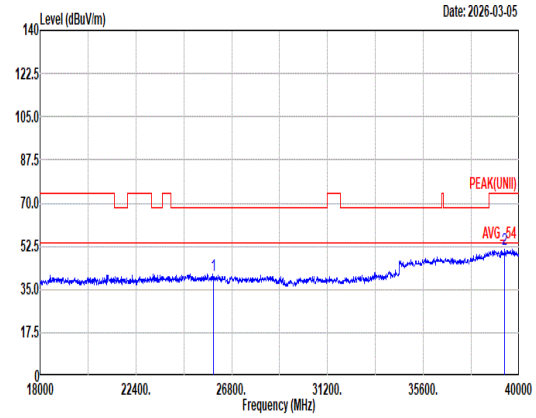 Site : 03CH21-HY Condition: PEAK(UNII) 1m BBHA9170_1223_250702 VERTICAL Freq Level Limit Line Margin Read Level Ant Factor Cable Loss Preamp Factor Aux Factor APos TPos Remark MHz dBuV/m dBuV/m dB dBuV dB/m dB dB dB cm deg 1 25947.83 40.50 68.20 -27.70 41.73 39.30 29.49 60.48 -9.54 -- -- PEAK 2 39323.55 51.41 74.00 -22.59 38.76 45.60 37.23 60.64 -9.54 -- -- PEAK

Mode	70	
	LF	
ANT	0	
Pol.	Horizontal	Vertical
QP/ Peak	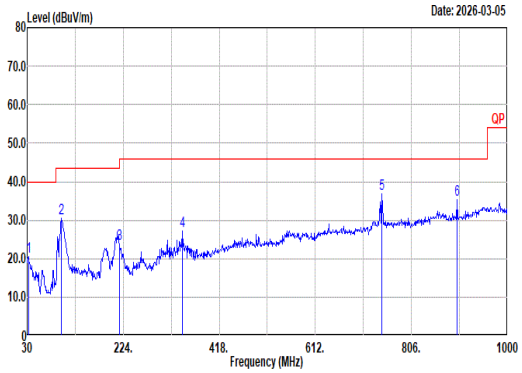	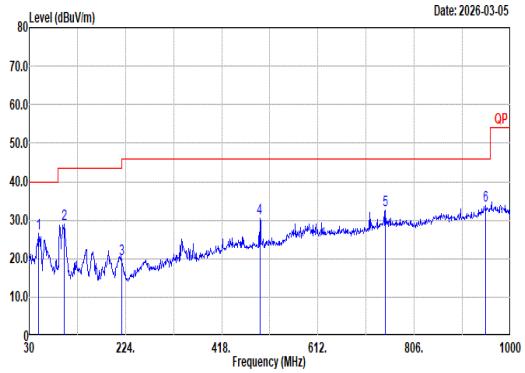

Site : 03CH21-HY
Condition: QP 3m LF_63303&001_251126 HORIZONTAL

	Freq	Level	Limit Line	Margin	Read Level	Ant Factor	Cable Loss	Preamp Factor	Aux Factor	APos	TPos	Remark
	MHz	dBuV/m	dBuV/m	dB	dBuV	dB/m	dB	dB	dB	cm	deg	
1	32.91	20.38	40.00	-19.62	29.06	22.89	0.91	32.50	0.02	--	--	Peak
2	98.87	30.36	43.50	-13.14	44.97	16.05	1.75	32.46	0.05	--	--	Peak
3	216.24	23.77	46.00	-22.23	38.67	14.93	2.57	32.46	0.06	--	--	Peak
4	343.31	27.06	46.00	-18.94	35.99	20.27	3.25	32.52	0.07	--	--	Peak
5	745.86	36.89	46.00	-9.11	36.28	28.25	4.78	32.56	0.14	--	--	Peak
6	898.15	35.30	46.00	-10.70	32.44	29.17	5.29	31.76	0.16	--	--	Peak

Site : 03CH21-HY
Condition: QP 3m LF_63303&001_251126 VERTICAL

	Freq	Level	Limit Line	Margin	Read Level	Ant Factor	Cable Loss	Preamp Factor	Aux Factor	APos	TPos	Remark
	MHz	dBuV/m	dBuV/m	dB	dBuV	dB/m	dB	dB	dB	cm	deg	
1	49.40	26.58	40.00	-13.42	43.07	14.76	1.19	32.47	0.03	--	--	Peak
2	100.81	29.02	43.50	-14.48	43.37	16.29	1.77	32.46	0.05	--	--	Peak
3	216.24	19.85	46.00	-26.15	34.75	14.93	2.57	32.46	0.06	--	--	Peak
4	494.63	30.50	46.00	-15.50	35.15	23.97	3.90	32.64	0.12	--	--	Peak
5	747.80	32.47	46.00	-13.53	31.83	28.28	4.78	32.56	0.14	--	--	Peak
6	950.53	33.85	46.00	-12.15	28.37	31.11	5.39	31.22	0.20	--	--	Peak

C2-1. Radiated Spurious Emission Test Modes

Mode	Band	Band (GHz)	Antenna	Modulation	Channel	Frequency	Data Rate	RU	Remark
Mode 1	U-NII-3	5.725-5.85	0	802.11a	149	5745	6Mbps	-	-
Mode 2	U-NII-3	5.725-5.85	0	802.11a	157	5785	6Mbps	-	-
Mode 3	U-NII-3	5.725-5.85	0	802.11a	165	5825	6Mbps	-	-
Mode 4	U-NII-3	5.725-5.85	0	802.11n HT20	149	5745	MCS0	-	-
Mode 5	U-NII-3	5.725-5.85	0	802.11n HT20	157	5785	MCS0	-	-
Mode 6	U-NII-3	5.725-5.85	0	802.11n HT20	165	5825	MCS0	-	-
Mode 7	U-NII-3	5.725-5.85	0	802.11n HT40	151	5755	MCS0	-	-
Mode 8	U-NII-3	5.725-5.85	0	802.11n HT40	159	5795	MCS0	-	-
Mode 9	U-NII-3	5.725-5.85	0	802.11ac VHT80	155	5775	MCS0	-	-
Mode 10	U-NII-3	5.725-5.85	0	802.11ax HE20	149	5745	MCS0	Full	-
Mode 11	U-NII-3	5.725-5.85	0	802.11ax HE20	149	5745	MCS0	26/0	-
Mode 12	U-NII-3	5.725-5.85	0	802.11ax HE20	149	5745	MCS0	52/37	-
Mode 13	U-NII-3	5.725-5.85	0	802.11ax HE20	149	5745	MCS0	106/53	-
Mode 14	U-NII-3	5.725-5.85	0	802.11ax HE20	157	5785	MCS0	Full	-
Mode 15	U-NII-3	5.725-5.85	0	802.11ax HE20	165	5825	MCS0	Full	-
Mode 16	U-NII-3	5.725-5.85	0	802.11ax HE20	165	5825	MCS0	26/8	-
Mode 17	U-NII-3	5.725-5.85	0	802.11ax HE20	165	5825	MCS0	52/40	-
Mode 18	U-NII-3	5.725-5.85	0	802.11ax HE20	165	5825	MCS0	106/54	-
Mode 19	U-NII-3	5.725-5.85	0	802.11ax HE40	151	5755	MCS0	Full	-
Mode 20	U-NII-3	5.725-5.85	0	802.11ax HE40	159	5795	MCS0	Full	-
Mode 21	U-NII-3	5.725-5.85	0	802.11ax HE80	155	5775	MCS0	Full	-
Mode 22	U-NII-3	5.725-5.85	0	SHF (Above 18GHz)					-
Mode 23	U-NII-3	5.725-5.85	0	LF (Below 1GHz)					

C2-2. Summary of each worse mode

Mode	Modulation	Ch.	Freq. (MHz)	Level (dBuV/m)	Limit (dBuV/m)	Margin (dB)	Pol.	Peak Avg.	Result	RU	Remark
1	802.11a	149	5648.87	51.33	68.20	-16.87	H	Peak	Pass	-	Band Edge
	802.11a	149	11490.00	40.83	54.00	-13.17	V	Avg.	Pass	-	Harmonic
2	802.11a	157	5933.83	50.88	68.20	-17.32	V	Peak	Pass	-	Band Edge
	802.11a	157	11570.00	41.05	54.00	-12.95	V	Avg.	Pass	-	Harmonic
3	802.11a	165	5928.75	51.50	68.20	-16.70	V	Peak	Pass	-	Band Edge
	802.11a	165	11650.00	40.91	54.00	-13.09	V	Avg.	Pass	-	Harmonic
4	802.11n HT20	149	5637.85	49.96	68.20	-18.24	V	Peak	Pass	-	Band Edge
	802.11n HT20	149	11490.00	41.19	54.00	-12.81	H	Avg.	Pass	-	Harmonic
5	802.11n HT20	157	5935.81	50.74	68.20	-17.46	V	Peak	Pass	-	Band Edge
	802.11n HT20	157	11570.00	40.68	54.00	-13.32	H	Avg.	Pass	-	Harmonic
6	802.11n HT20	165	5925.50	51.23	68.20	-16.97	V	Peak	Pass	-	Band Edge
	802.11n HT20	165	11650.00	40.28	54.00	-13.72	H	Avg.	Pass	-	Harmonic
7	802.11n HT40	151	5649.29	53.98	68.20	-14.22	H	Peak	Pass	-	Band Edge
8	802.11n HT40	159	5643.88	51.66	68.20	-16.54	V	Peak	Pass	-	Band Edge
9	802.11ac VHT80	155	5651.80	61.04	69.54	-8.50	H	Peak	Pass	-	Band Edge
10	802.11ax HE20	149	5645.24	50.66	68.20	-17.54	H	Peak	Pass	Full	Band Edge
	802.11ax HE20	149	11490.00	41.19	54.00	-12.81	H	Avg.	Pass	Full	Harmonic
11	802.11ax HE20	149	5634.51	50.77	68.20	-17.43	V	Peak	Pass	26/0	Band Edge
12	802.11ax HE20	149	5641.18	50.42	68.20	-17.78	H	Peak	Pass	52/37	Band Edge
13	802.11ax HE20	149	5616.97	50.52	68.20	-17.68	V	Peak	Pass	106/53	Band Edge
14	802.11ax HE20	157	5946.87	50.89	68.20	-17.31	H	Peak	Pass	Full	Band Edge
14	802.11ax HE20	157	11570.00	41.16	54.00	-12.84	H	Avg.	Pass	Full	Harmonic
15	802.11ax HE20	165	5934.50	51.71	68.20	-16.49	V	Peak	Pass	Full	Band Edge
15	802.11ax HE20	165	11650.00	41.74	54.00	-12.26	V	Avg.	Pass	Full	Harmonic
16	802.11ax HE20	165	5935.38	51.12	68.20	-17.08	H	Peak	Pass	26/8	Band Edge

Mode	Modulation	Ch.	Freq. (MHz)	Level (dBuV/m)	Limit (dBuV/m)	Margin (dB)	Pol.	Peak Avg.	Result	RU	Remark
17	802.11ax HE20	165	5926.88	50.88	68.20	-17.32	V	Peak	Pass	52/40	Band Edge
18	802.11ax HE20	165	5946.00	50.56	68.20	-17.64	H	Peak	Pass	106/54	Band Edge
19	802.11ax HE40	151	5651.15	53.91	69.05	-15.14	V	Peak	Pass	Full	Band Edge
	802.11ax HE40	151	11510.00	41.23	54.00	-12.77	H	Avg.	Pass	Full	Harmonic
20	802.11ax HE40	159	5946.59	51.19	68.20	-17.01	V	Peak	Pass	Full RU	Band Edge
	802.11ax HE40	159	11590.00	41.37	54.00	-12.63	V	Avg.	Pass	Full RU	Harmonic
21	802.11ax HE80	155	5649.35	59.25	68.20	-8.95	V	Peak	Pass	Full RU	Band Edge
	802.11ax HE80	155	11550.00	41.57	54.00	-12.43	H	Avg.	Pass	Full RU	Harmonic
22	SHF		39458.37	50.74	74.00	-23.26	V	Peak	Pass	-	-
23	LF		738.10	39.19	46.00	-6.81	H	Peak	Pass	-	-

Mode	1	
	Band Edge	
	U-NII-3_5.725-5.85_802.11a_CH149_5745MHz	
ANT	0	
Pol.	Horizontal	Fundamental
Peak	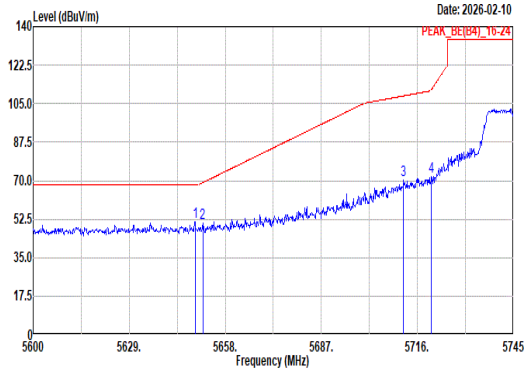 Site : 03CH21-HY Condition: PEAK_BE(B4)_16-24 3m DRH18-E_LE2C03A18EN_250807 HORIZONTAL : RBW:1000.000kHz VBW:3000.000kHz SWT:Auto Freq Level Limit Line Margin Read Level Ant Factor Cable Loss Preamp Factor Aux Factor APos TPos Remark MHz dBuV/m dBuV/m dB dBuV dB/m dB dB dB cm deg 1 5648.87 51.33 68.20 -16.87 39.08 33.10 13.12 34.96 0.99 100 185 Peak 2 5651.19 50.53 69.08 -18.55 38.27 33.11 13.12 34.96 0.99 100 185 Peak 3 5711.80 70.18 108.50 -38.32 57.49 33.47 13.20 35.04 1.06 100 185 Peak 4 5720.21 71.90 111.27 -39.37 59.15 33.52 13.21 35.05 1.07 100 185 Peak	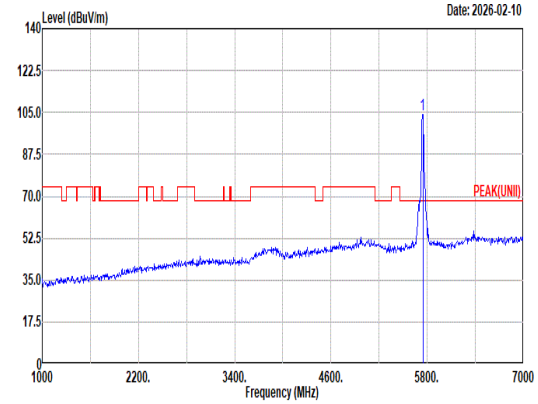 Site : 03CH21-HY Condition: PEAK(UNII) 3m DRH18-E_LE2C03A18EN_250807 HORIZONTAL : RBW:1000.000kHz VBW:3000.000kHz SWT:Auto Freq Level Limit Line Margin Read Level Ant Factor Cable Loss Preamp Factor Aux Factor APos TPos Remark MHz dBuV/m dBuV/m dB dBuV dB/m dB dB dB cm deg 1 5745.00 104.30 ------ ------ 91.34 33.70 13.25 35.09 1.10 100 185 Peak
Avg	Blank	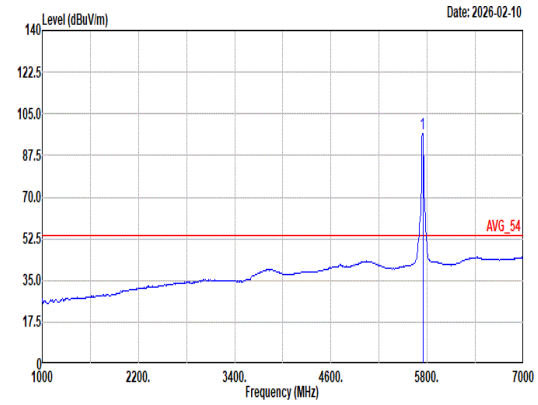 Site : 03CH21-HY Condition: AVG_54 3m DRH18-E_LE2C03A18EN_250807 HORIZONTAL : RBW:1000.000kHz VBW:0.750kHz SWT:Auto Freq Level Limit Line Margin Read Level Ant Factor Cable Loss Preamp Factor Aux Factor APos TPos Remark MHz dBuV/m dBuV/m dB dBuV dB/m dB dB dB cm deg 1 5745.00 96.93 ------ ------ 84.04 33.64 13.23 35.07 1.09 100 185 Average