Mode	1	
	Band Edge	
	U-NII-3_5.725-5.85_802.11a_CH149_5745MHz	
ANT	0	
Pol.	Vertical	Fundamental
Peak	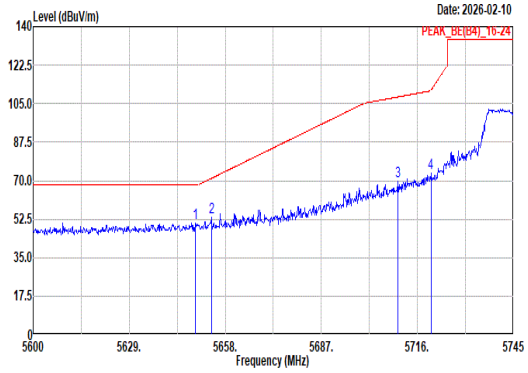 Site : 03CH21-HY Condition: PEAK_BE(B4)_16-24 3m DRH18-E_LE2C03A18EN_250807 VERTICAL : RBW:1000.000kHz VBW:3000.000kHz SWT:Auto Freq Level Limit Line Margin Read Level Ant Factor Cable Loss Preamp Factor Aux Factor APos TPos Remark MHz dBuV/m dBuV/m dB dBuV dB/m dB dB dB cm deg 1 5648.87 50.86 68.20 -17.34 38.61 33.10 13.12 34.96 0.99 300 213 Peak 2 5653.80 53.27 71.02 -17.75 41.00 33.12 13.13 34.97 0.99 300 213 Peak 3 5710.06 69.94 108.02 -38.08 57.26 33.46 13.20 35.04 1.06 300 213 Peak 4 5720.06 73.27 110.94 -37.67 60.52 33.52 13.21 35.05 1.07 300 213 Peak	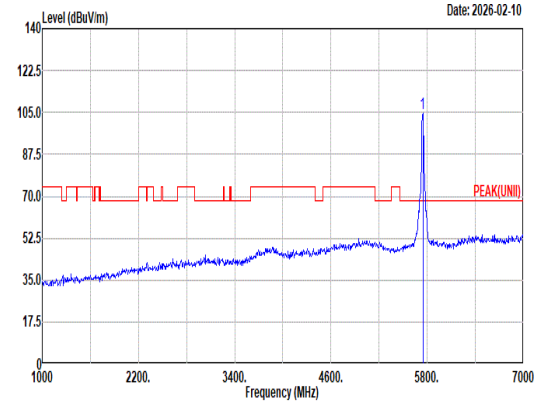 Site : 03CH21-HY Condition: PEAK(UNII) 3m DRH18-E_LE2C03A18EN_250807 VERTICAL : RBW:1000.000kHz VBW:3000.000kHz SWT:Auto Freq Level Limit Line Margin Read Level Ant Factor Cable Loss Preamp Factor Aux Factor APos TPos Remark MHz dBuV/m dBuV/m dB dBuV dB/m dB dB dB cm deg 1 5745.00 104.39 ------ ------ 91.45 33.68 13.24 35.08 1.10 300 213 Peak
Avg	Blank	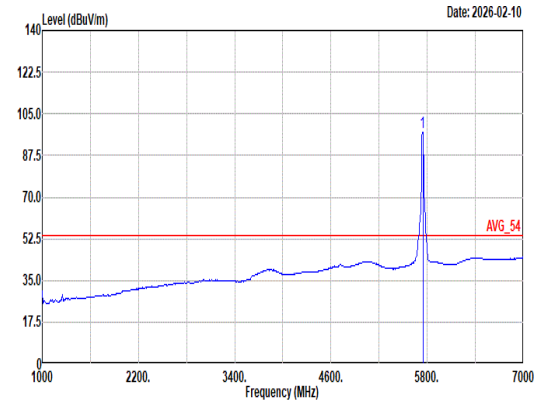 Site : 03CH21-HY Condition: AVG_54 3m DRH18-E_LE2C03A18EN_250807 VERTICAL : RBW:1000.000kHz VBW:0.750kHz SWT:Auto Freq Level Limit Line Margin Read Level Ant Factor Cable Loss Preamp Factor Aux Factor APos TPos Remark MHz dBuV/m dBuV/m dB dBuV dB/m dB dB dB cm deg 1 5745.00 97.15 ------ ------ 84.21 33.68 13.24 35.08 1.10 300 213 Average

Mode	1	
	Harmonic	
	U-NII-3_5.725-5.85_802.11a_CH149_5745MHz	
ANT	0	
Pol.	Horizontal	Vertical
Peak Avg	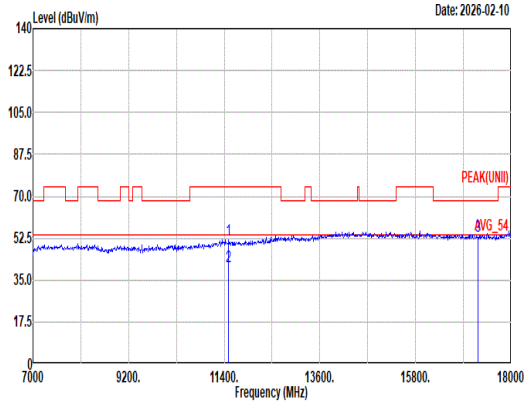 Site : 03CH21-HY Condition: PEAK(UNII) 3m DRH18-E_LE2C03A18EN_250807 HORIZONTAL Freq Level Limit Line Margin Read Level Ant Factor Cable Loss Preamp Factor Aux Factor APos TPos Remark MHz dBuV/m dBuV/m dB dBuV dB/m dB dB dB cm deg 1 11490.00 51.51 74.00 -22.49 32.80 38.48 19.01 40.76 1.98 -- -- Peak 2 11490.00 40.69 54.00 -13.31 21.98 38.48 19.01 40.76 1.98 -- -- Average 3 17235.00 53.13 68.20 -15.07 34.62 39.87 23.64 47.39 2.39 -- -- Peak	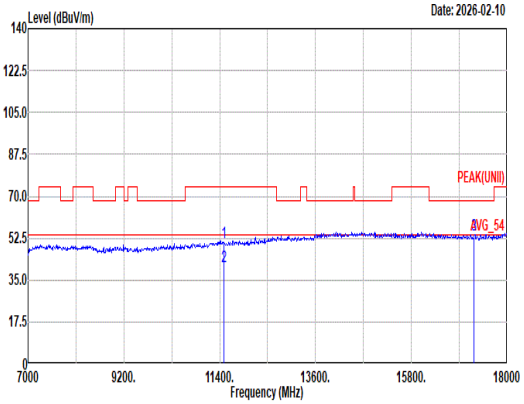 Site : 03CH21-HY Condition: PEAK(UNII) 3m DRH18-E_LE2C03A18EN_250807 VERTICAL Freq Level Limit Line Margin Read Level Ant Factor Cable Loss Preamp Factor Aux Factor APos TPos Remark MHz dBuV/m dBuV/m dB dBuV dB/m dB dB dB cm deg 1 11490.00 50.97 74.00 -23.03 32.26 38.48 19.01 40.76 1.98 -- -- Peak 2 11490.00 40.83 54.00 -13.17 22.12 38.48 19.01 40.76 1.98 -- -- Average 3 17235.00 53.76 68.20 -14.44 35.25 39.87 23.64 47.39 2.39 -- -- Peak

Mode	1	
	Harmonic	
	U-NII-3_5.725-5.85_802.11a_CH149_5745MHz	
ANT	0	
Pol.	Horizontal	Vertical
10.6G ~18G Avg	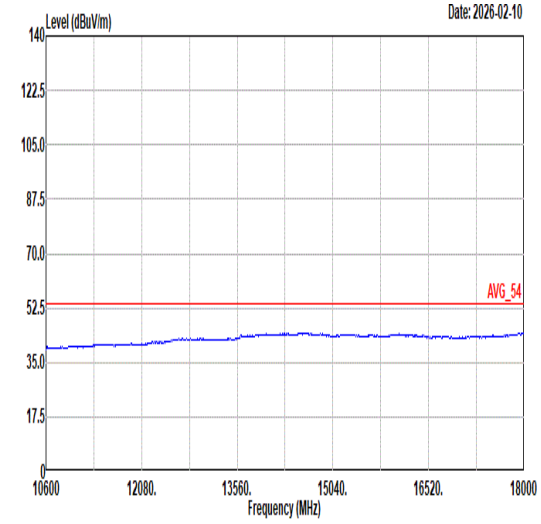 Site : 03CH21-HY Condition: AVG_54 3m DRH18-E_LE2C03A18EN_250807 HORIZONTAL	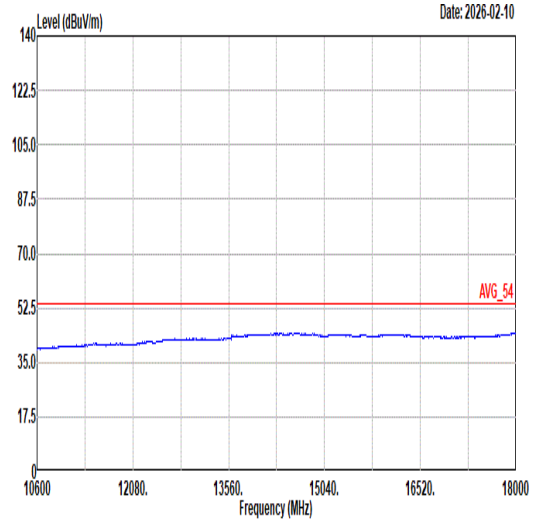 Site : 03CH21-HY Condition: AVG_54 3m DRH18-E_LE2C03A18EN_250807 VERTICAL

Mode	2	
	Band Edge - L	
	U-NII-3_5.725-5.85_802.11a_CH157_5785MHz	
ANT	0	
Pol.	Horizontal	Fundamental
Peak	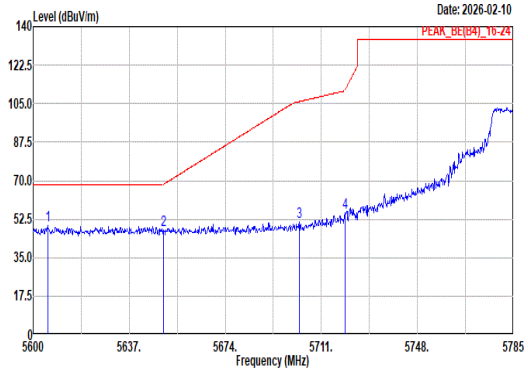 Site : 03CH21-HY Condition: PEAK_BE(B4)_16-24 3m DRH18-E_LE2C03A18EN_250807 HORIZONTAL : RBW:1000.000kHz VBW:3000.000kHz SWT:Auto Freq Level Limit Line Margin Read Level Ant Factor Cable Loss Preamp Factor Aux Factor APos TPos Remark MHz dBuV/m dBuV/m dB dBuV dB/m dB dB dB cm deg 1 5605.55 49.50 68.20 -18.70 37.48 32.92 13.07 34.91 0.94 101 183 Peak 2 5650.14 47.76 68.30 -20.54 35.51 33.10 13.12 34.96 0.99 101 183 Peak 3 5702.49 51.01 105.90 -54.89 38.39 33.41 13.19 35.03 1.05 101 183 Peak 4 5720.07 55.63 110.95 -55.32 42.88 33.52 13.21 35.05 1.07 101 183 Peak	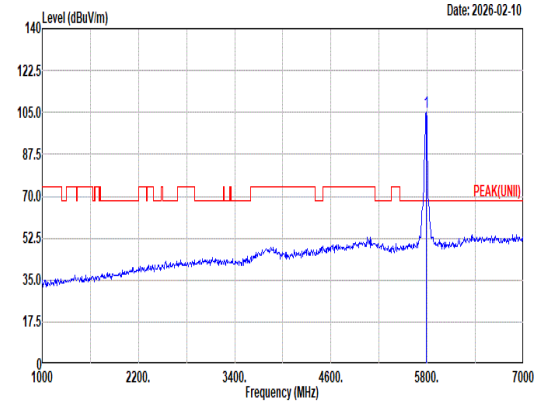 Site : 03CH21-HY Condition: PEAK(UNII) 3m DRH18-E_LE2C03A18EN_250807 HORIZONTAL : RBW:1000.000kHz VBW:3000.000kHz SWT:Auto Freq Level Limit Line Margin Read Level Ant Factor Cable Loss Preamp Factor Aux Factor APos TPos Remark MHz dBuV/m dBuV/m dB dBuV dB/m dB dB dB cm deg 1 5785.00 104.93 ------ ------ 91.83 33.78 13.30 35.13 1.15 101 183 Peak
Avg	Blank	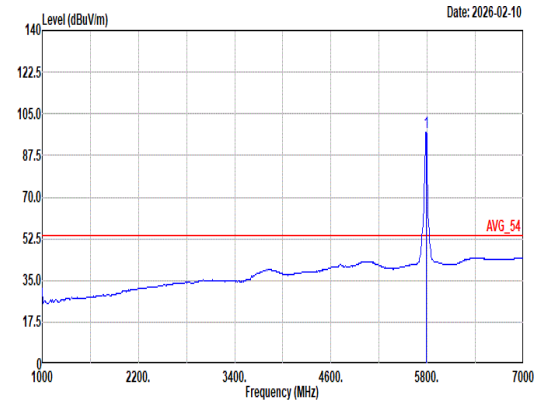 Site : 03CH21-HY Condition: AVG_54 3m DRH18-E_LE2C03A18EN_250807 HORIZONTAL : RBW:1000.000kHz VBW:0.750kHz SWT:Auto Freq Level Limit Line Margin Read Level Ant Factor Cable Loss Preamp Factor Aux Factor APos TPos Remark MHz dBuV/m dBuV/m dB dBuV dB/m dB dB dB cm deg 1 5785.00 97.29 ------ ------ 84.19 33.78 13.30 35.13 1.15 101 183 Average

Mode	2	
	Band Edge - R	
	U-NII-3_5.725-5.85_802.11a_CH157_5785MHz	
ANT	0	
Pol.	Horizontal	Fundamental
Peak	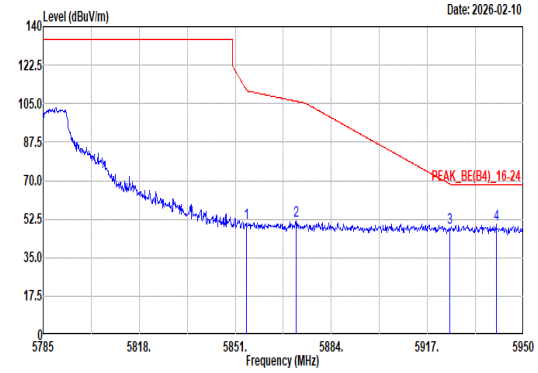 Site : 03CH21-HY Condition: PEAK_BE(B4)_16-24 3m DRH18-E_LE2C03A18EN_250807 HORIZONTAL : RBW:1000.000kHz VBW:3000.000kHz SWT:Auto Limit Read Ant Cable Preamp Aux APos TPos Freq Level Line Margin Level Factor Loss Factor Factor Remark MHz dBuV/m dBuV/m dB dBuV dB/m dB dB dB cm deg 1 5854.80 50.79 111.27 -60.48 37.85 33.70 13.37 35.21 1.08 101 183 Peak 2 5871.79 51.71 106.10 -54.39 38.79 33.70 13.39 35.23 1.06 101 183 Peak 3 5924.76 48.39 68.38 -19.99 35.61 33.65 13.45 35.30 0.98 101 183 Peak 4 5940.60 50.33 68.20 -17.87 37.60 33.62 13.47 35.32 0.96 101 183 Peak	Blank

Mode	2
	Band Edge - L
	U-NII-3_5.725-5.85_802.11a_CH157_5785MHz
ANT	0

Pol.	Vertical	Fundamental
Peak	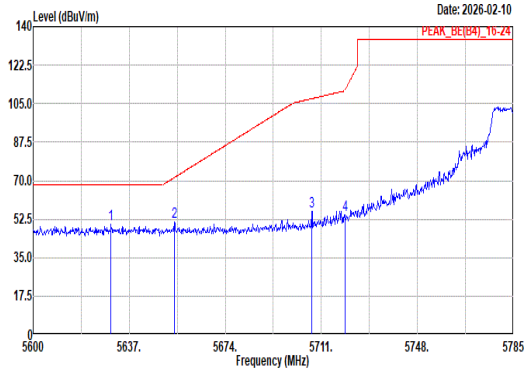 Site : 03CH21-HY Condition: PEAK_BE(B4)_16-24 3m DRH18-E_LE2C03A18EN_250807 VERTICAL : RBW:1000.000kHz VBW:3000.000kHz SWT:Auto Freq Level Limit Line Margin Read Level Ant Factor Cable Loss Preamp Factor Aux Factor APos TPos Remark MHz dBuV/m dBuV/m dB dBuV dB/m dB dB dB cm deg 1 5629.97 50.38 68.20 -17.82 38.24 33.02 13.10 34.94 0.96 122 218 Peak 2 5654.39 51.03 71.46 -20.43 38.75 33.13 13.13 34.97 0.99 122 218 Peak 3 5707.30 56.04 107.25 -51.21 43.39 33.44 13.19 35.03 1.05 122 218 Peak 4 5720.07 54.59 110.95 -56.36 41.84 33.52 13.21 35.05 1.07 122 218 Peak	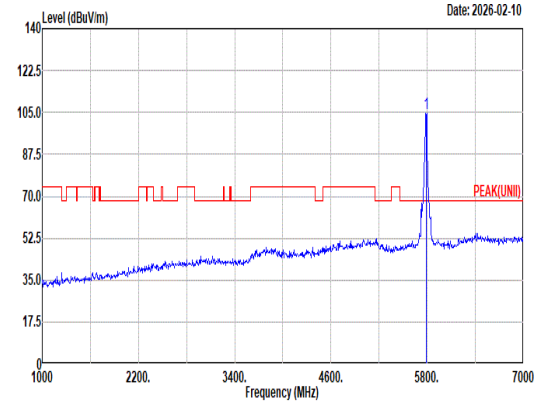 Site : 03CH21-HY Condition: PEAK(UNII) 3m DRH18-E_LE2C03A18EN_250807 VERTICAL : RBW:1000.000kHz VBW:3000.000kHz SWT:Auto Freq Level Limit Line Margin Read Level Ant Factor Cable Loss Preamp Factor Aux Factor APos TPos Remark MHz dBuV/m dBuV/m dB dBuV dB/m dB dB dB cm deg 1 5785.00 104.86 ------ ------ 91.82 33.75 13.28 35.12 1.13 122 218 Peak
Avg	Blank	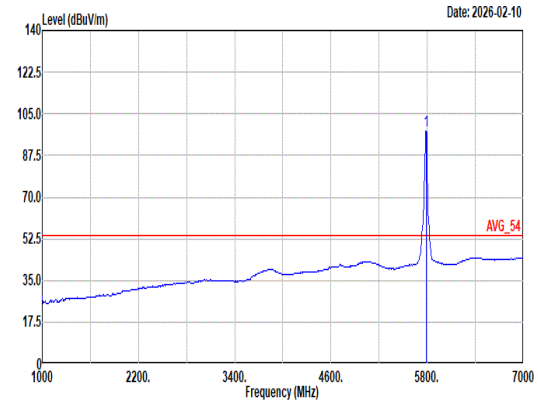 Site : 03CH21-HY Condition: AVG_54 3m DRH18-E_LE2C03A18EN_250807 VERTICAL : RBW:1000.000kHz VBW:0.750kHz SWT:Auto Freq Level Limit Line Margin Read Level Ant Factor Cable Loss Preamp Factor Aux Factor APos TPos Remark MHz dBuV/m dBuV/m dB dBuV dB/m dB dB dB cm deg 1 5785.00 97.82 ------ ------ 84.72 33.78 13.30 35.13 1.15 122 218 Average

Mode	2	
	Band Edge - R	
	U-NII-3_5.725-5.85_802.11a_CH157_5785MHz	
ANT	0	
Pol.	Vertical	Fundamental
Peak	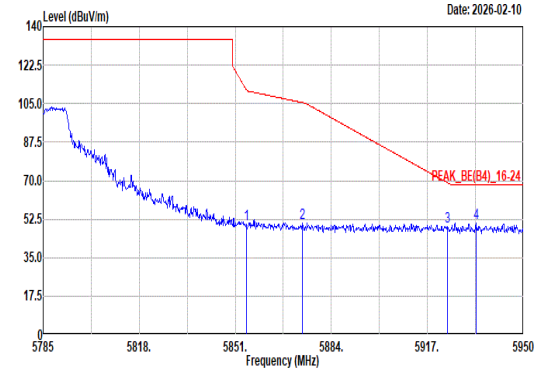 Site : 03CH21-HY Condition: PEAK_BE(B4)_16-24 3m DRH18-E_LE2C03A18EN_250807 VERTICAL : RBW:1000.000kHz VBW:3000.000kHz SWT:Auto Limit Read Ant Cable Preamp Aux APos TPos Freq Level Line Margin Level Factor Loss Factor Factor Remark MHz dBuV/m dBuV/m dB dBuV dB/m dB dB dB cm deg 1 5854.80 50.27 111.27 -61.00 37.33 33.70 13.37 35.21 1.08 122 218 Peak 2 5873.94 50.48 105.50 -55.02 37.57 33.70 13.40 35.24 1.05 122 218 Peak 3 5923.77 49.02 69.11 -20.09 36.24 33.65 13.45 35.30 0.98 122 218 Peak 4 5933.83 50.88 68.20 -17.32 38.13 33.63 13.46 35.31 0.97 122 218 Peak	Blank

Mode	2	
	Harmonic	
	U-NII-3_5.725-5.85_802.11a_CH157_5785MHz	
ANT	0	
Pol.	Horizontal	Vertical
Peak Avg	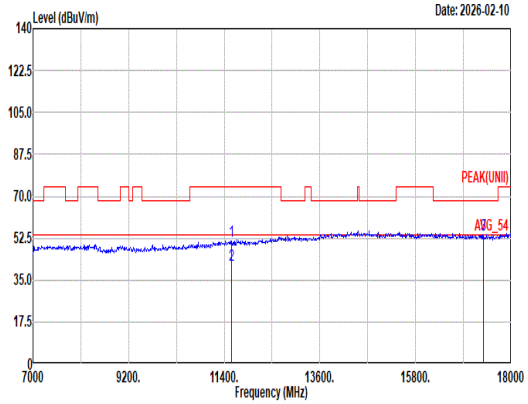 Site : 03CH21-HY Condition: PEAK(UNII) 3m DRH18-E_LE2C03A18EN_250807 HORIZONTAL 1 11570.00 51.03 74.00 -22.97 32.36 38.46 19.08 40.86 1.99 -- -- Peak 2 11570.00 40.98 54.00 -13.02 22.31 38.46 19.08 40.86 1.99 -- -- Average 3 17355.00 54.01 68.20 -14.19 35.59 39.90 23.72 47.61 2.41 -- -- Peak	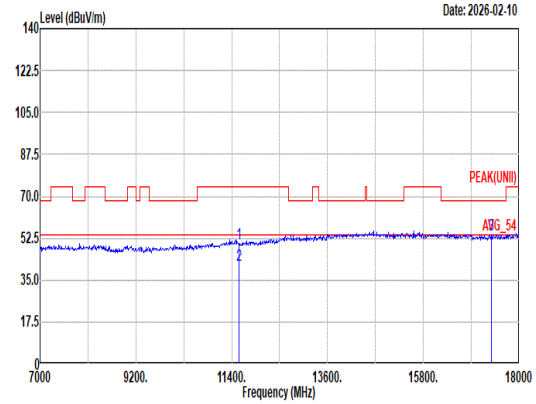 Site : 03CH21-HY Condition: PEAK(UNII) 3m DRH18-E_LE2C03A18EN_250807 VERTICAL 1 11570.00 50.45 74.00 -23.55 31.78 38.46 19.08 40.86 1.99 -- -- Peak 2 11570.00 41.05 54.00 -12.95 22.38 38.46 19.08 40.86 1.99 -- -- Average 3 17355.00 53.77 68.20 -14.43 35.35 39.90 23.72 47.61 2.41 -- -- Peak

Mode	2	
	Harmonic	
	U-NII-3_5.725-5.85_802.11a_CH157_5785MHz	
ANT	0	
Pol.	Horizontal	Vertical
10.6G ~18G Avg	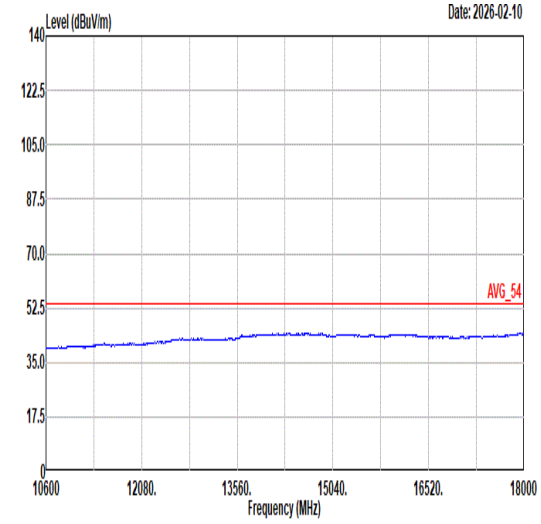 Site : 03CH21-HY Condition: AVG_54 3m DRH18-E_LE2C03A18EN_250807 HORIZONTAL	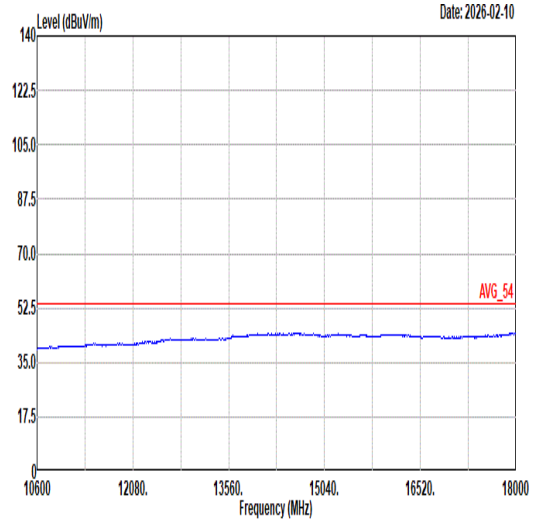 Site : 03CH21-HY Condition: AVG_54 3m DRH18-E_LE2C03A18EN_250807 VERTICAL

Mode	3	
	Band Edge	
	U-NII-3_5.725-5.85_802.11a_CH165_5825MHz	
ANT	0	
Pol.	Horizontal	Fundamental
Peak	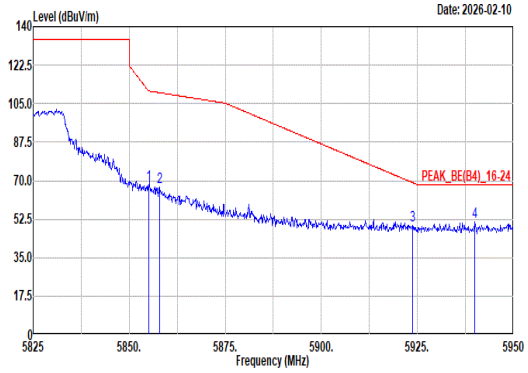 Site : 03CH21-HY Condition: PEAK_BE(B4)_16-24 3m DRH18-E_LE2C03A18EN_250807 HORIZONTAL : RBW:1000.000kHz VBW:3000.000kHz SWT:Auto Freq Level Limit Line Margin Read Level Ant Factor Cable Loss Preamp Factor Aux Factor APos TPos Remark MHz dBuV/m dBuV/m dB dBuV dB/m dB dB dB cm deg 1 5855.00 67.98 110.80 -42.82 55.04 33.70 13.37 35.21 1.08 101 182 Peak 2 5858.00 67.32 109.96 -42.64 54.38 33.70 13.38 35.22 1.08 101 182 3 5923.75 49.63 69.12 -19.49 36.85 33.65 13.45 35.30 0.98 101 182 Peak 4 5940.00 51.04 68.20 -17.16 38.31 33.62 13.47 35.32 0.96 101 182 Peak	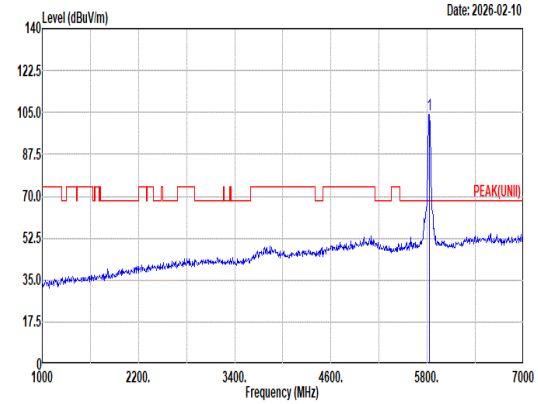 Site : 03CH21-HY Condition: PEAK(UNII) 3m DRH18-E_LE2C03A18EN_250807 HORIZONTAL : RBW:1000.000kHz VBW:3000.000kHz SWT:Auto Freq Level Limit Line Margin Read Level Ant Factor Cable Loss Preamp Factor Aux Factor APos TPos Remark MHz dBuV/m dBuV/m dB dBuV dB/m dB dB dB cm deg 1 5825.00 104.17 ------ ------ 91.15 33.74 13.34 35.18 1.12 101 182 Peak
Avg	Blank	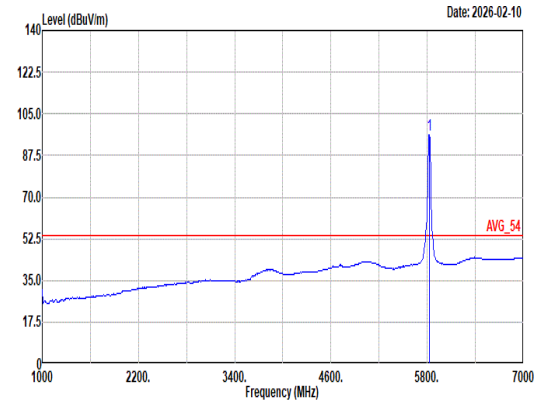 Site : 03CH21-HY Condition: AVG_54 3m DRH18-E_LE2C03A18EN_250807 HORIZONTAL : RBW:1000.000kHz VBW:0.750kHz SWT:Auto Freq Level Limit Line Margin Read Level Ant Factor Cable Loss Preamp Factor Aux Factor APos TPos Remark MHz dBuV/m dBuV/m dB dBuV dB/m dB dB dB cm deg 1 5825.00 96.37 ------ ------ 83.33 33.75 13.34 35.18 1.13 101 182 Average

Mode	3	
	Band Edge	
	U-NII-3_5.725-5.85_802.11a_CH165_5825MHz	
ANT	0	
Pol.	Vertical	Fundamental
Peak	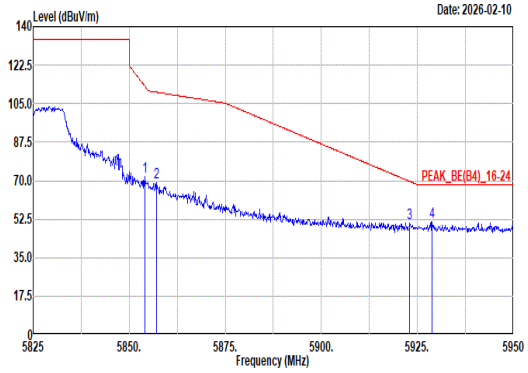 Site : 03CH21-HY Condition: PEAK_BE(B4)_16-24 3m DRH18-E_LE2C03A18EN_250807 VERTICAL : RBW:1000.000kHz VBW:3000.000kHz SWT:Auto Freq Level Limit Line Margin Read Level Ant Factor Cable Loss Preamp Factor Aux Factor APos TPos Remark MHz dBuV/m dBuV/m dB dBuV dB/m dB dB dB cm deg 1 5854.00 71.95 113.08 -41.13 59.01 33.70 13.37 35.21 1.08 114 125 Peak 2 5857.13 69.23 110.20 -40.97 56.29 33.70 13.38 35.22 1.08 114 125 Peak 3 5923.00 50.50 69.67 -19.17 37.72 33.65 13.45 35.30 0.98 114 125 Peak 4 5928.75 51.50 68.20 -16.70 38.73 33.64 13.46 35.30 0.97 114 125 Peak	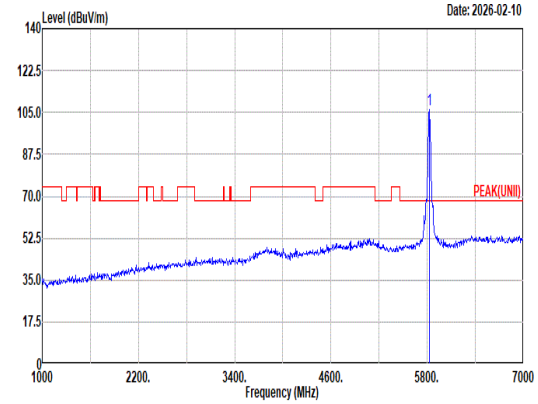 Site : 03CH21-HY Condition: PEAK(UNII) 3m DRH18-E_LE2C03A18EN_250807 VERTICAL : RBW:1000.000kHz VBW:3000.000kHz SWT:Auto Freq Level Limit Line Margin Read Level Ant Factor Cable Loss Preamp Factor Aux Factor APos TPos Remark MHz dBuV/m dBuV/m dB dBuV dB/m dB dB dB cm deg 1 5825.00 106.03 ------ ------ 92.99 33.75 13.34 35.18 1.13 114 125 Peak
Avg	Blank	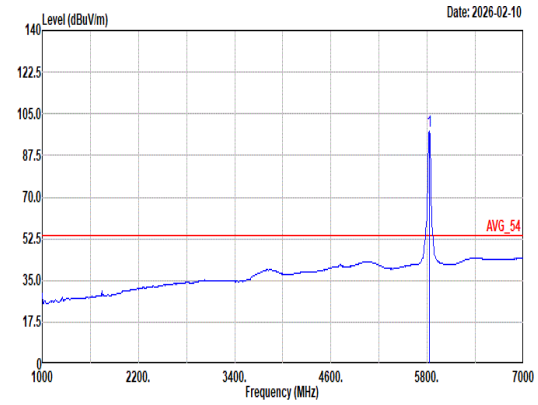 Site : 03CH21-HY Condition: AVG_54 3m DRH18-E_LE2C03A18EN_250807 VERTICAL : RBW:1000.000kHz VBW:0.750kHz SWT:Auto Freq Level Limit Line Margin Read Level Ant Factor Cable Loss Preamp Factor Aux Factor APos TPos Remark MHz dBuV/m dBuV/m dB dBuV dB/m dB dB dB cm deg 1 5825.00 97.93 ------ ------ 84.91 33.74 13.34 35.18 1.12 114 125 Average

Mode	3	
	Harmonic	
	U-NII-3_5.725-5.85_802.11a_CH165_5825MHz	
ANT	0	
Pol.	Horizontal	Vertical
Peak Avg	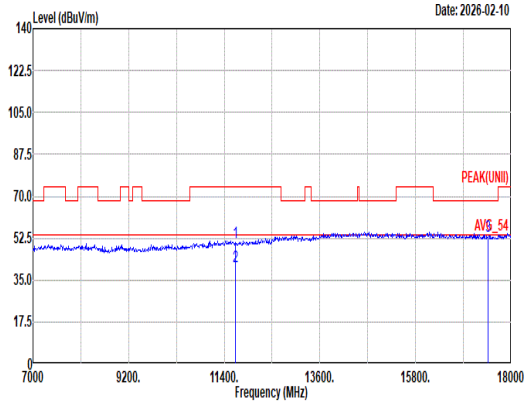 Site : 03CH21-HY Condition: PEAK(UNII) 3m DRH18-E_LE2C03A18EN_250807 HORIZONTAL Freq Level Limit Line Margin Read Level Ant Factor Cable Loss Preamp Factor Aux Factor APos TPos Remark 1 11650.00 50.54 74.00 -23.46 31.93 38.40 19.15 40.95 2.01 -- -- Peak 2 11650.00 40.55 54.00 -13.45 21.94 38.40 19.15 40.95 2.01 -- -- Average 3 17475.00 53.39 68.20 -14.81 35.08 39.90 23.81 47.84 2.44 -- -- Peak	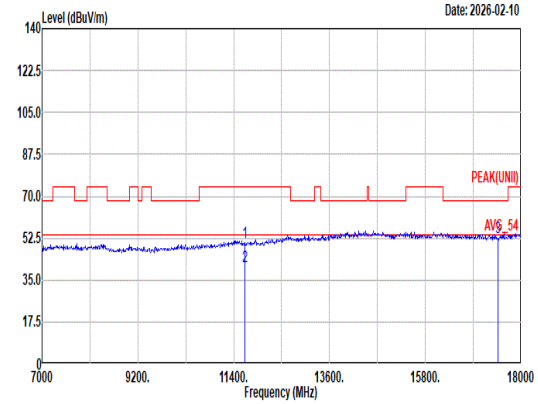 Site : 03CH21-HY Condition: PEAK(UNII) 3m DRH18-E_LE2C03A18EN_250807 VERTICAL Freq Level Limit Line Margin Read Level Ant Factor Cable Loss Preamp Factor Aux Factor APos TPos Remark 1 11650.00 50.86 74.00 -23.14 32.25 38.40 19.15 40.95 2.01 -- -- Peak 2 11650.00 40.91 54.00 -13.09 22.30 38.40 19.15 40.95 2.01 -- -- Average 3 17475.00 52.83 68.20 -15.37 34.52 39.90 23.81 47.84 2.44 -- -- Peak

Mode	3	
	Harmonic	
	U-NII-3_5.725-5.85_802.11a_CH165_5825MHz	
ANT	0	
Pol.	Horizontal	Vertical
10.6G ~18G Avg	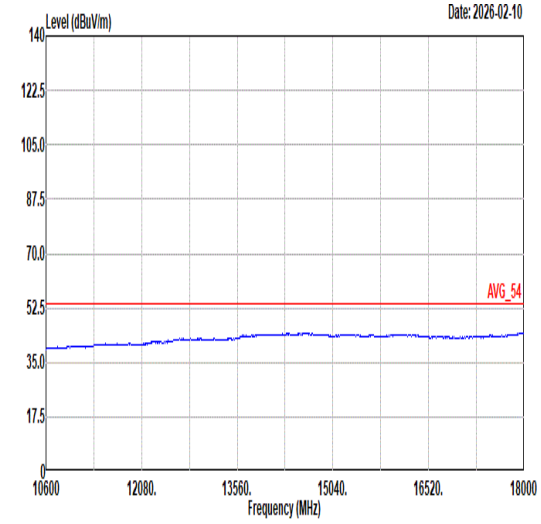 Site : 03CH21-HY Condition: AVG_54 3m DRH18-E_LE2C03A18EN_250807 HORIZONTAL	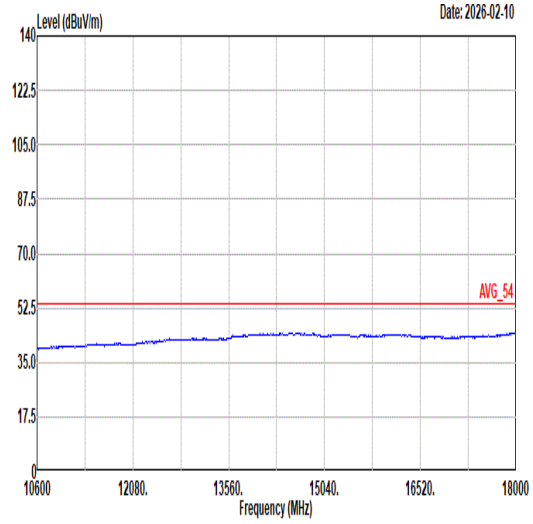 Site : 03CH21-HY Condition: AVG_54 3m DRH18-E_LE2C03A18EN_250807 VERTICAL

Mode	4	
	Band Edge	
	U-NII-3_5.725-5.85_802.11n HT20_CH149_5745MHz	
ANT	0	
Pol.	Horizontal	Fundamental
Peak	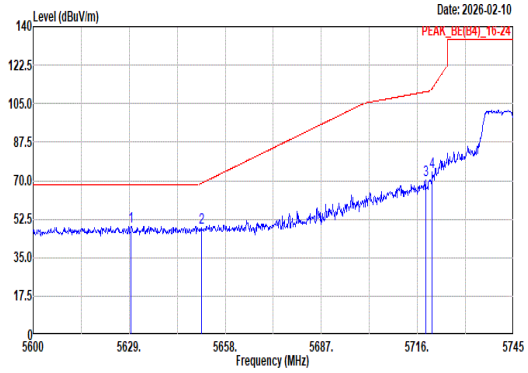 Site : 03CH21-HY Condition: PEAK_BE(B4)_16-24 3m DRH18-E_LE2C03A18EN_250807 HORIZONTAL : RBW:1000.000kHz VBW:3000.000kHz SWT:Auto Freq Level Limit Line Margin Read Level Ant Factor Cable Loss Preamp Factor Aux Factor APos TPos Remark MHz dBuV/m dBuV/m dB dBuV dB/m dB dB dB cm deg 1 5629.58 49.37 68.20 -18.83 37.23 33.02 13.10 34.94 0.96 100 186 Peak 2 5650.75 48.86 68.76 -19.90 36.61 33.10 13.12 34.96 0.99 100 186 Peak 3 5718.47 70.02 110.37 -40.35 57.28 33.51 13.21 35.05 1.07 100 186 Peak 4 5720.50 73.90 111.93 -38.03 61.15 33.52 13.21 35.05 1.07 100 186 Peak	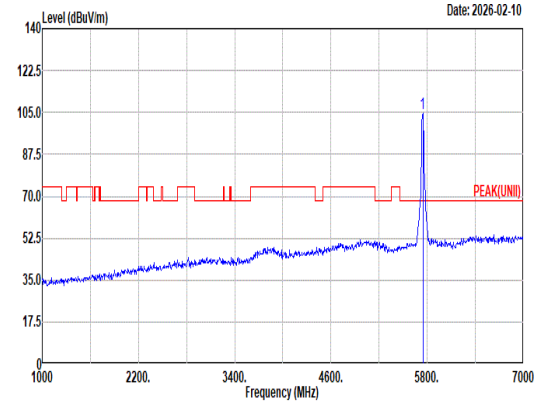 Site : 03CH21-HY Condition: PEAK(UNII) 3m DRH18-E_LE2C03A18EN_250807 HORIZONTAL : RBW:1000.000kHz VBW:3000.000kHz SWT:Auto Freq Level Limit Line Margin Read Level Ant Factor Cable Loss Preamp Factor Aux Factor APos TPos Remark MHz dBuV/m dBuV/m dB dBuV dB/m dB dB dB cm deg 1 5745.00 104.39 ------ ------ 91.45 33.68 13.24 35.08 1.10 100 186 Peak
Avg	Blank	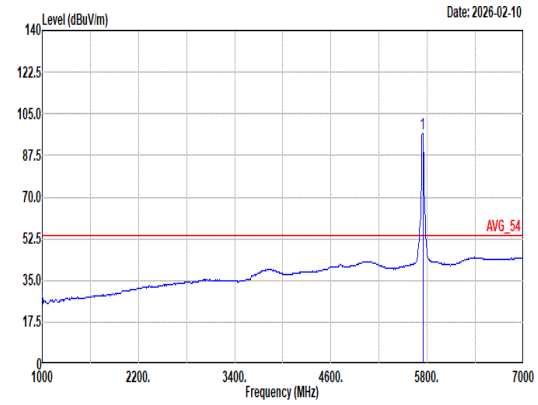 Site : 03CH21-HY Condition: AVG_54 3m DRH18-E_LE2C03A18EN_250807 HORIZONTAL : RBW:1000.000kHz VBW:0.820kHz SWT:Auto Freq Level Limit Line Margin Read Level Ant Factor Cable Loss Preamp Factor Aux Factor APos TPos Remark MHz dBuV/m dBuV/m dB dBuV dB/m dB dB dB cm deg 1 5745.00 96.84 ------ ------ 83.90 33.68 13.24 35.08 1.10 100 186 Average

Mode	4	
	Band Edge	
	U-NII-3_5.725-5.85_802.11n HT20_CH149_5745MHz	
ANT	0	
Pol.	Vertical	Fundamental
Peak	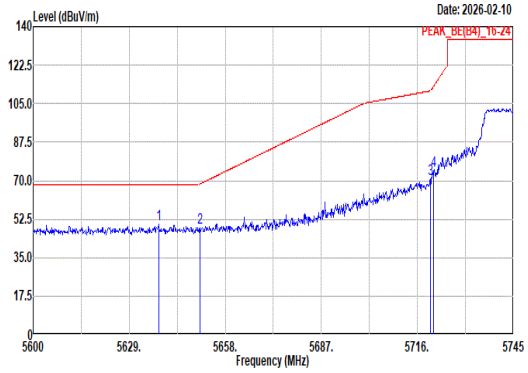 Site : 03CH21-HY Condition: PEAK_BE(B4)_16-24 3m DRH18-E_LE2C03A18EN_250807 VERTICAL : RBW:1000.000kHz VBW:3000.000kHz SWT:Auto Freq Level Limit Line Margin Read Level Ant Factor Cable Loss Preamp Factor Aux Factor APos TPos Remark MHz dBuV/m dBuV/m dB dBuV dB/m dB dB dB cm deg 1 5637.85 49.96 68.20 -18.24 37.78 33.05 13.11 34.95 0.97 100 217 Peak 2 5650.32 48.78 68.43 -19.65 36.53 33.10 13.12 34.96 0.99 100 217 Peak 3 5719.92 70.85 110.78 -39.93 58.10 33.52 13.21 35.05 1.07 100 217 Peak 4 5720.79 74.68 112.59 -37.91 61.93 33.52 13.21 35.05 1.07 100 217 Peak	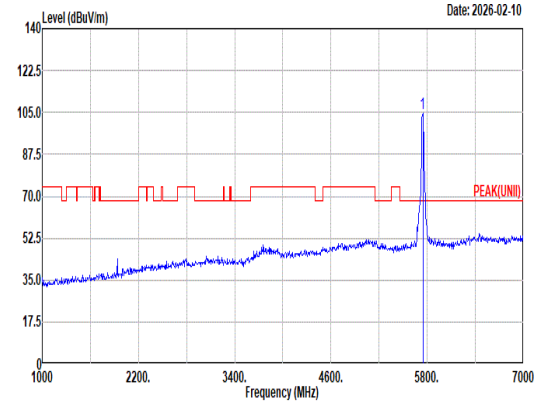 Site : 03CH21-HY Condition: PEAK(UNII) 3m DRH18-E_LE2C03A18EN_250807 VERTICAL : RBW:1000.000kHz VBW:3000.000kHz SWT:Auto Freq Level Limit Line Margin Read Level Ant Factor Cable Loss Preamp Factor Aux Factor APos TPos Remark MHz dBuV/m dBuV/m dB dBuV dB/m dB dB dB cm deg 1 5745.00 104.80 ------ ------ 91.84 33.70 13.25 35.09 1.10 100 217 Peak
Avg	Blank	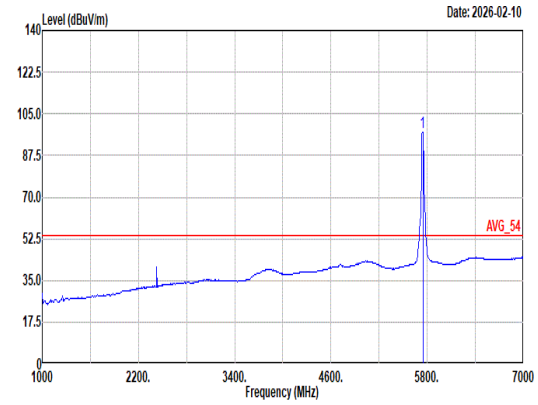 Site : 03CH21-HY Condition: AVG_54 3m DRH18-E_LE2C03A18EN_250807 VERTICAL : RBW:1000.000kHz VBW:0.820kHz SWT:Auto Freq Level Limit Line Margin Read Level Ant Factor Cable Loss Preamp Factor Aux Factor APos TPos Remark MHz dBuV/m dBuV/m dB dBuV dB/m dB dB dB cm deg 1 5745.00 97.43 ------ ------ 84.49 33.68 13.24 35.08 1.10 100 217 Average

Mode	4	
	Harmonic	
	U-NII-3_5.725-5.85_802.11n HT20_CH149_5745MHz	
ANT	0	
Pol.	Horizontal	Vertical
Peak Avg	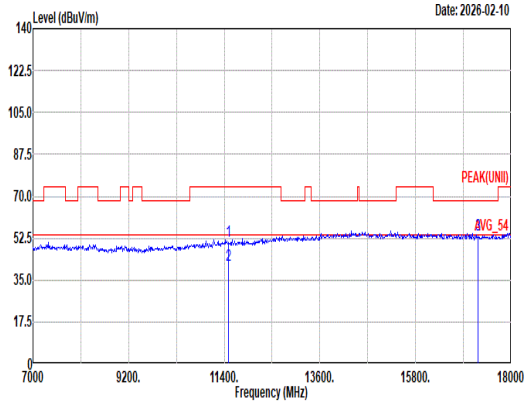 Site : 03CH21-HY Condition: PEAK(UNII) 3m DRH18-E_LE2C03A18EN_250807 HORIZONTAL Freq Level Limit Line Margin Read Level Ant Factor Cable Loss Preamp Factor Aux Factor APos TPos Remark MHz dBuV/m dBuV/m dB dBuV dB/m dB dB dB cm deg 1 11490.00 51.29 74.00 -22.71 32.58 38.48 19.01 40.76 1.98 -- -- Peak 2 11490.00 41.19 54.00 -12.81 22.48 38.48 19.01 40.76 1.98 -- -- Average 3 17235.00 54.05 68.20 -14.15 35.54 39.87 23.64 47.39 2.39 -- -- Peak	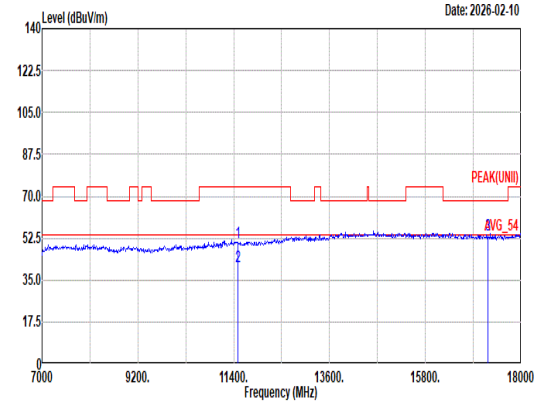 Site : 03CH21-HY Condition: PEAK(UNII) 3m DRH18-E_LE2C03A18EN_250807 VERTICAL Freq Level Limit Line Margin Read Level Ant Factor Cable Loss Preamp Factor Aux Factor APos TPos Remark MHz dBuV/m dBuV/m dB dBuV dB/m dB dB dB cm deg 1 11490.00 50.60 74.00 -23.40 31.89 38.48 19.01 40.76 1.98 -- -- Peak 2 11490.00 40.46 54.00 -13.54 21.75 38.48 19.01 40.76 1.98 -- -- Average 3 17235.00 53.68 68.20 -14.52 35.17 39.87 23.64 47.39 2.39 -- -- Peak

Mode	4	
	Harmonic	
	U-NII-3_5.725-5.85_802.11n HT20_CH149_5745MHz	
ANT	0	
Pol.	Horizontal	Vertical
10.6G ~18G Avg	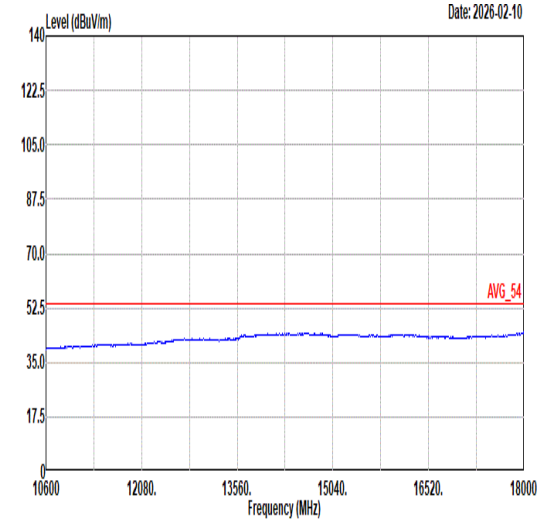 Site : 03CH21-HY Condition: AVG_54 3m DRH18-E_LE2C03A18EN_250807 HORIZONTAL	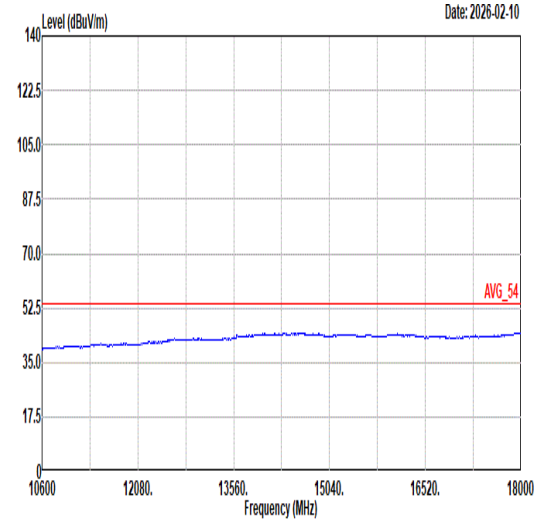 Site : 03CH21-HY Condition: AVG_54 3m DRH18-E_LE2C03A18EN_250807 VERTICAL

Mode	5
	Band Edge - L
	U-NII-3_5.725-5.85_802.11n HT20_CH157_5785MHz
ANT	0

Pol.	Horizontal	Fundamental
Peak	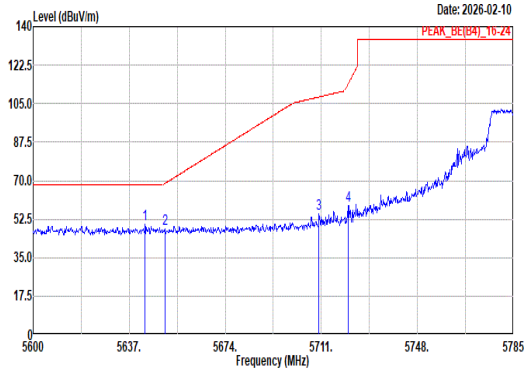 Site : 03CH21-HY Condition: PEAK_BE(B4)_16-24 3m DRH18-E_LE2C03A18EN_250807 HORIZONTAL : RBW:1000.000kHz VBW:3000.000kHz SWT:Auto Freq Level Limit Line Margin Read Level Ant Factor Cable Loss Preamp Factor Aux Factor APos TPos Remark MHz dBuV/m dBuV/m dB dBuV dB/m dB dB dB cm deg 1 5643.11 50.24 68.20 -17.96 38.03 33.07 13.11 34.95 0.98 100 184 Peak 2 5650.69 48.13 68.71 -20.58 35.88 33.10 13.12 34.96 0.99 100 184 Peak 3 5710.08 55.15 108.02 -52.87 42.47 33.46 13.20 35.04 1.06 100 184 Peak 4 5721.36 58.51 113.90 -55.39 45.75 33.53 13.21 35.05 1.07 100 184 Peak	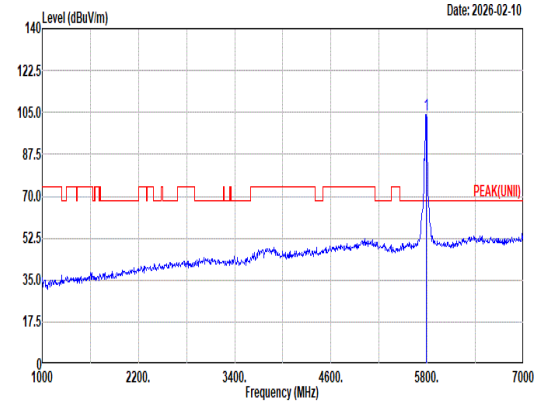 Site : 03CH21-HY Condition: PEAK(UNII) 3m DRH18-E_LE2C03A18EN_250807 HORIZONTAL : RBW:1000.000kHz VBW:3000.000kHz SWT:Auto Freq Level Limit Line Margin Read Level Ant Factor Cable Loss Preamp Factor Aux Factor APos TPos Remark MHz dBuV/m dBuV/m dB dBuV dB/m dB dB dB cm deg 1 5785.00 104.24 ------ ------ 91.14 33.78 13.30 35.13 1.15 100 184 Peak
Avg	Blank	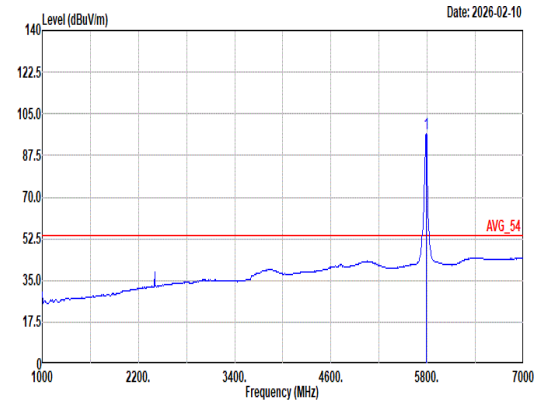 Site : 03CH21-HY Condition: AVG_54 3m DRH18-E_LE2C03A18EN_250807 HORIZONTAL : RBW:1000.000kHz VBW:0.820kHz SWT:Auto Freq Level Limit Line Margin Read Level Ant Factor Cable Loss Preamp Factor Aux Factor APos TPos Remark MHz dBuV/m dBuV/m dB dBuV dB/m dB dB dB cm deg 1 5785.00 96.54 ------ ------ 83.44 33.78 13.30 35.13 1.15 100 184 Average

Mode	5	
	Band Edge - R	
	U-NII-3_5.725-5.85_802.11n HT20_CH157_5785MHz	
ANT	0	
Pol.	Horizontal	Fundamental
Peak	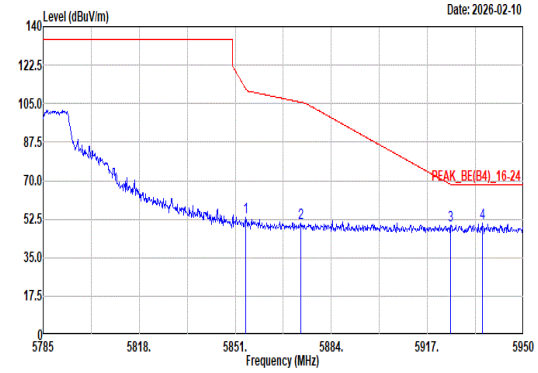 Site : 03CH21-HY Condition: PEAK_BE(B4)_16-24 3m DRH18-E_LE2C03A18EN_250807 HORIZONTAL : RBW:1000.000kHz VBW:3000.000kHz SWT:Auto Limit Read Ant Cable Preamp Aux APos TPos Freq Level Line Margin Level Factor Loss Factor Factor Remark MHz dBuV/m dBuV/m dB dBuV dB/m dB dB dB cm deg 1 5854.63 53.41 111.64 -58.23 40.47 33.70 13.37 35.21 1.08 100 184 Peak 2 5873.44 50.52 105.64 -55.12 37.62 33.70 13.39 35.24 1.05 100 184 Peak 3 5924.92 49.53 68.26 -18.73 36.75 33.65 13.45 35.30 0.98 100 184 Peak 4 5935.81 50.50 68.20 -17.70 37.75 33.63 13.47 35.31 0.96 100 184 Peak	Blank

Mode	5	
	Band Edge - L	
	U-NII-3_5.725-5.85_802.11n HT20_CH157_5785MHz	
ANT	0	
Pol.	Vertical	Fundamental
Peak	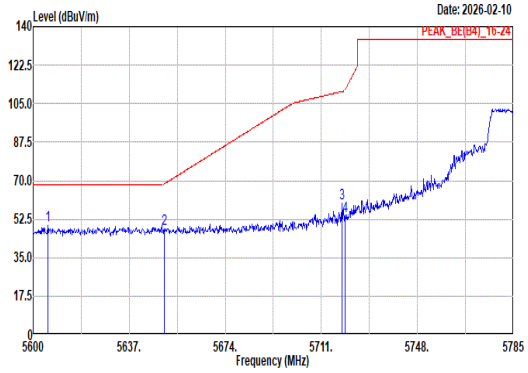 Site : 03CH21-HY Condition: PEAK_BE(B4)_16-24 3m DRH18-E_LE2C03A18EN_250807 VERTICAL : RBW:1000.000kHz VBW:3000.000kHz SWT:Auto Freq Level Limit Line Margin Read Level Ant Factor Cable Loss Preamp Factor Aux Factor APos TPos Remark MHz dBuV/m dBuV/m dB dBuV dB/m dB dB dB cm deg 1 5605.74 49.56 68.20 -18.64 37.54 32.92 13.07 34.91 0.94 100 124 Peak 2 5650.51 48.13 68.58 -20.45 35.88 33.10 13.12 34.96 0.99 100 124 Peak 3 5718.96 59.92 110.51 -50.59 47.18 33.51 13.21 35.05 1.07 100 124 Peak 4 5720.07 54.01 110.95 -56.94 41.26 33.52 13.21 35.05 1.07 100 124 Peak	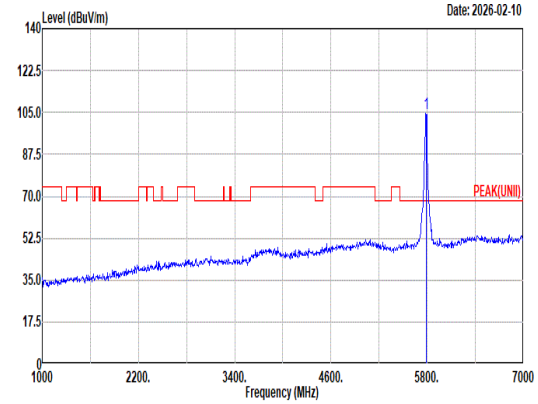 Site : 03CH21-HY Condition: PEAK(UNII) 3m DRH18-E_LE2C03A18EN_250807 VERTICAL : RBW:1000.000kHz VBW:3000.000kHz SWT:Auto Freq Level Limit Line Margin Read Level Ant Factor Cable Loss Preamp Factor Aux Factor APos TPos Remark MHz dBuV/m dBuV/m dB dBuV dB/m dB dB dB cm deg 1 5785.00 104.43 ------ ------ 91.39 33.75 13.28 35.12 1.13 100 124 Peak
Avg	Blank	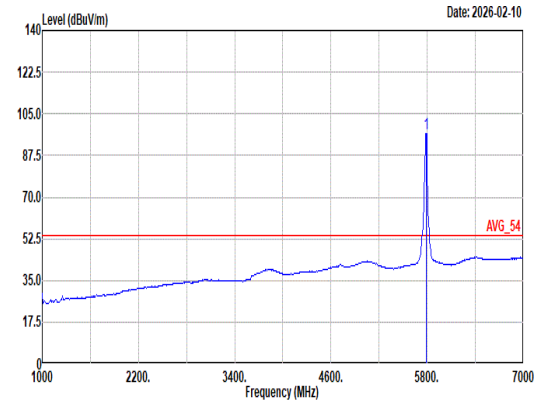 Site : 03CH21-HY Condition: AVG_54 3m DRH18-E_LE2C03A18EN_250807 VERTICAL : RBW:1000.000kHz VBW:0.820kHz SWT:Auto Freq Level Limit Line Margin Read Level Ant Factor Cable Loss Preamp Factor Aux Factor APos TPos Remark MHz dBuV/m dBuV/m dB dBuV dB/m dB dB dB cm deg 1 5785.00 96.90 ------ ------ 83.83 33.76 13.29 35.12 1.14 100 124 Average

Mode	5	
	Band Edge - R	
	U-NII-3_5.725-5.85_802.11n HT20_CH157_5785MHz	
ANT	0	
Pol.	Vertical	Fundamental
Peak	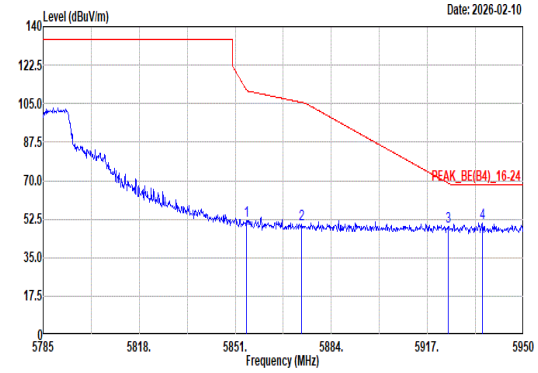 Site : 03CH21-HY Condition: PEAK_BE(B4)_16-24 3m DRH18-E_LE2C03A18EN_250807 VERTICAL : RBW:1000.000kHz VBW:3000.000kHz SWT:Auto Limit Read Ant Cable Preamp Aux APos TPos Freq Level Line Margin Level Factor Loss Factor Factor Remark MHz dBuV/m dBuV/m dB dBuV dB/m dB dB dB cm deg 1 5854.96 51.71 110.89 -59.18 38.77 33.70 13.37 35.21 1.08 100 124 Peak 2 5873.77 50.35 105.54 -55.19 37.45 33.70 13.39 35.24 1.05 100 124 Peak 3 5924.26 49.09 68.75 -19.66 36.31 33.65 13.45 35.30 0.98 100 124 Peak 4 5935.81 50.74 68.20 -17.46 37.99 33.63 13.47 35.31 0.96 100 124 Peak	Blank

Mode	5	
	Harmonic	
	U-NII-3_5.725-5.85_802.11n HT20_CH157_5785MHz	
ANT	0	
Pol.	Horizontal	Vertical
Peak Avg	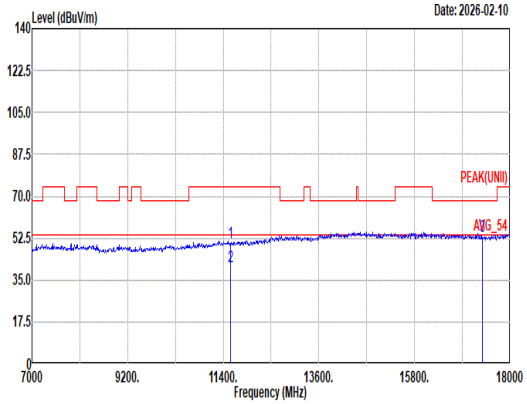 Site : 03CH21-HY Condition: PEAK(UNII) 3m DRH18-E_LE2C03A18EN_250807 HORIZONTAL Freq Level Limit Line Margin Read Level Ant Factor Cable Loss Preamp Factor Aux Factor APos TPos Remark MHz dBuV/m dBuV/m dB dBuV dB/m dB dB dB cm deg 1 11570.00 50.70 74.00 -23.30 32.03 38.46 19.08 40.86 1.99 -- -- Peak 2 11570.00 40.68 54.00 -13.32 22.01 38.46 19.08 40.86 1.99 -- -- Average 3 17355.00 53.25 68.20 -14.95 34.83 39.90 23.72 47.61 2.41 -- -- Peak	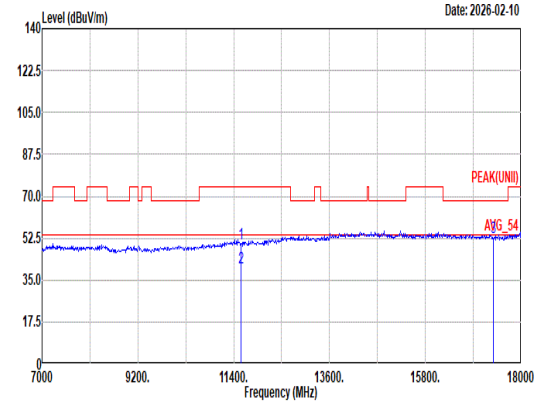 Site : 03CH21-HY Condition: PEAK(UNII) 3m DRH18-E_LE2C03A18EN_250807 VERTICAL Freq Level Limit Line Margin Read Level Ant Factor Cable Loss Preamp Factor Aux Factor APos TPos Remark MHz dBuV/m dBuV/m dB dBuV dB/m dB dB dB cm deg 1 11570.00 50.18 74.00 -23.82 31.51 38.46 19.08 40.86 1.99 -- -- Peak 2 11570.00 40.13 54.00 -13.87 21.46 38.46 19.08 40.86 1.99 -- -- Average 3 17355.00 53.04 68.20 -15.16 34.62 39.90 23.72 47.61 2.41 -- -- Peak

Mode	5	
	Harmonic	
	U-NII-3_5.725-5.85_802.11n HT20_CH157_5785MHz	
ANT	0	
Pol.	Horizontal	Vertical
10.6G ~18G Avg	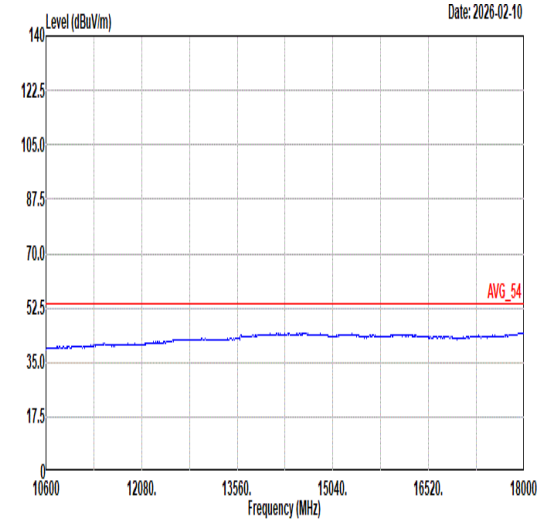 Site : 03CH21-HY Condition: AVG_54 3m DRH18-E_LE2C03A18EN_250807 HORIZONTAL	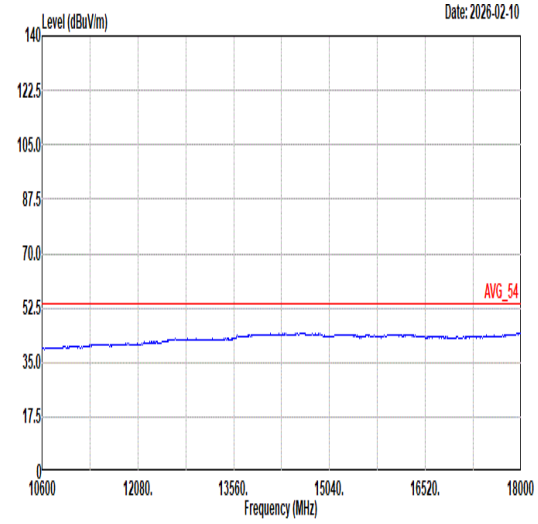 Site : 03CH21-HY Condition: AVG_54 3m DRH18-E_LE2C03A18EN_250807 VERTICAL

Mode	6
	Band Edge
	U-NII-3_5.725-5.85_802.11n HT20_CH165_5825MHz
ANT	0

Pol.	Horizontal	Fundamental
Peak	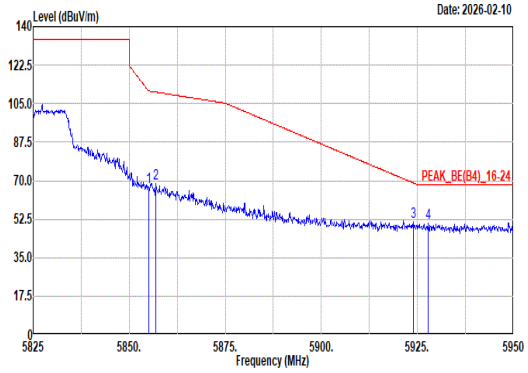 Site : 03CH21-HY Condition: PEAK_BE(B4)_16-24 3m DRH18-E_LE2C03A18EN_250807 HORIZONTAL : RBW:1000.000kHz VBW:3000.000kHz SWT:Auto Freq Level Limit Line Margin Read Level Ant Factor Cable Loss Preamp Factor Aux Factor APos TPos Remark MHz dBuV/m dBuV/m dB dBuV dB/m dB dB dB cm deg 1 5855.00 67.17 110.80 -43.63 54.23 33.70 13.37 35.21 1.08 100 181 Peak 2 5857.00 68.64 110.24 -41.60 55.70 33.70 13.38 35.22 1.08 100 181 Peak 3 5923.88 51.38 69.03 -17.65 38.60 33.65 13.45 35.30 0.98 100 181 Peak 4 5927.75 50.90 68.20 -17.30 38.13 33.64 13.46 35.30 0.97 100 181 Peak	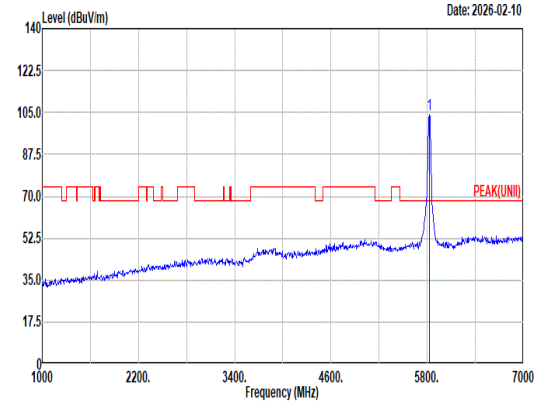 Site : 03CH21-HY Condition: PEAK(UNII) 3m DRH18-E_LE2C03A18EN_250807 HORIZONTAL : RBW:1000.000kHz VBW:3000.000kHz SWT:Auto Freq Level Limit Line Margin Read Level Ant Factor Cable Loss Preamp Factor Aux Factor APos TPos Remark MHz dBuV/m dBuV/m dB dBuV dB/m dB dB dB cm deg 1 5825.00 104.01 ------ ------ 90.99 33.74 13.34 35.18 1.12 100 181 Peak
Avg	Blank	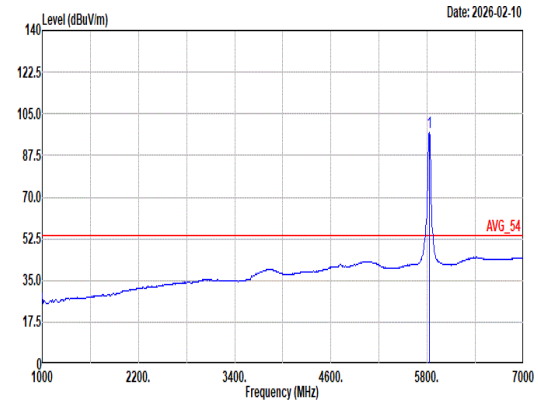 Site : 03CH21-HY Condition: AVG_54 3m DRH18-E_LE2C03A18EN_250807 HORIZONTAL : RBW:1000.000kHz VBW:0.820kHz SWT:Auto Freq Level Limit Line Margin Read Level Ant Factor Cable Loss Preamp Factor Aux Factor APos TPos Remark MHz dBuV/m dBuV/m dB dBuV dB/m dB dB dB cm deg 1 5825.00 96.97 ------ ------ 83.95 33.74 13.34 35.18 1.12 100 181 Average

Mode	6	
	Band Edge	
	U-NII-3_5.725-5.85_802.11n HT20_CH165_5825MHz	
ANT	0	
Pol.	Vertical	Fundamental
Peak	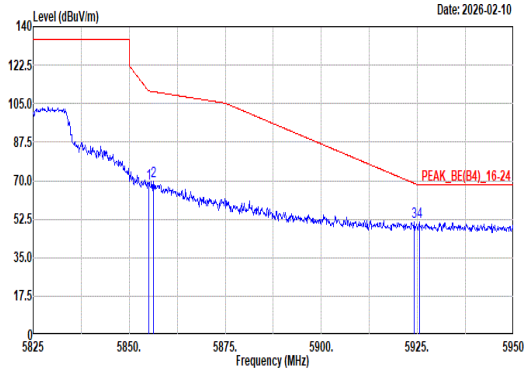 Site : 03CH21-HY Condition: PEAK_BE(B4)_16-24 3m DRH18-E_LE2C03A18EN_250807 VERTICAL : RBW:1000.000kHz VBW:3000.000kHz SWT:Auto Freq Level Limit Line Margin Read Level Ant Factor Cable Loss Preamp Factor Aux Factor APos TPos Remark MHz dBuV/m dBuV/m dB dBuV dB/m dB dB dB cm deg 1 5855.00 68.45 110.80 -42.35 55.51 33.70 13.37 35.21 1.08 111 125 Peak 2 5856.38 69.96 110.41 -40.45 57.02 33.70 13.37 35.21 1.08 111 125 Peak 3 5924.13 51.39 68.84 -17.45 38.61 33.65 13.45 35.30 0.98 111 125 Peak 4 5925.50 51.23 68.20 -16.97 38.45 33.65 13.45 35.30 0.98 111 125 Peak	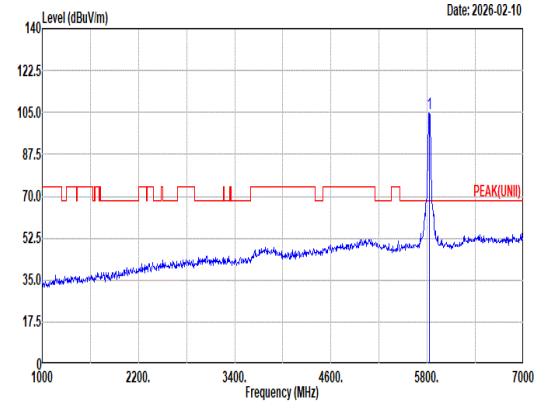 Site : 03CH21-HY Condition: PEAK(UNII) 3m DRH18-E_LE2C03A18EN_250807 VERTICAL : RBW:1000.000kHz VBW:3000.000kHz SWT:Auto Freq Level Limit Line Margin Read Level Ant Factor Cable Loss Preamp Factor Aux Factor APos TPos Remark MHz dBuV/m dBuV/m dB dBuV dB/m dB dB dB cm deg 1 5825.00 104.62 ------ ------ 91.58 33.75 13.34 35.18 1.13 111 125 Peak
Avg	Blank	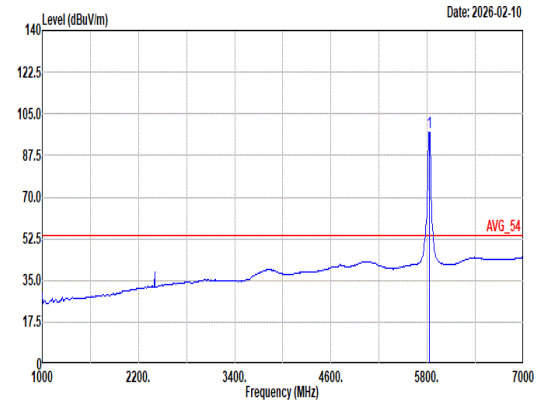 Site : 03CH21-HY Condition: AVG_54 3m DRH18-E_LE2C03A18EN_250807 VERTICAL : RBW:1000.000kHz VBW:0.820kHz SWT:Auto Freq Level Limit Line Margin Read Level Ant Factor Cable Loss Preamp Factor Aux Factor APos TPos Remark MHz dBuV/m dBuV/m dB dBuV dB/m dB dB dB cm deg 1 5825.00 97.38 ------ ------ 84.36 33.74 13.34 35.18 1.12 111 125 Average	

Mode	6	
	Harmonic	
	U-NII-3_5.725-5.85_802.11n HT20_CH165_5825MHz	
ANT	0	
Pol.	Horizontal	Vertical
Peak Avg	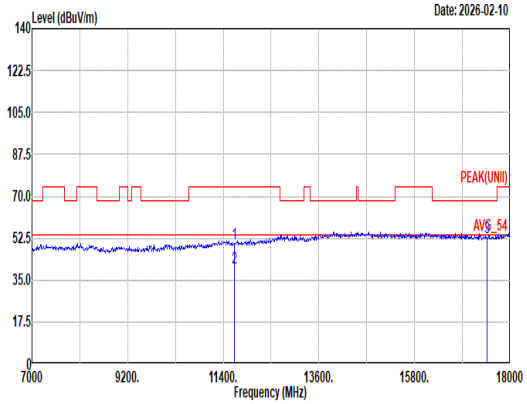 Site : 03CH21-HY Condition: PEAK(UNII) 3m DRH18-E_LE2C03A18EN_250807 HORIZONTAL Freq Level Limit Line Margin Read Level Ant Factor Cable Loss Preamp Factor Aux Factor APos TPos Remark MHz dBuV/m dBuV/m dB dBuV dB/m dB dB dB cm deg 1 11650.00 50.36 74.00 -23.64 31.75 38.40 19.15 40.95 2.01 -- -- Peak 2 11650.00 40.28 54.00 -13.72 21.67 38.40 19.15 40.95 2.01 -- -- Average 3 17475.00 53.05 68.20 -15.15 34.74 39.90 23.81 47.84 2.44 -- -- Peak	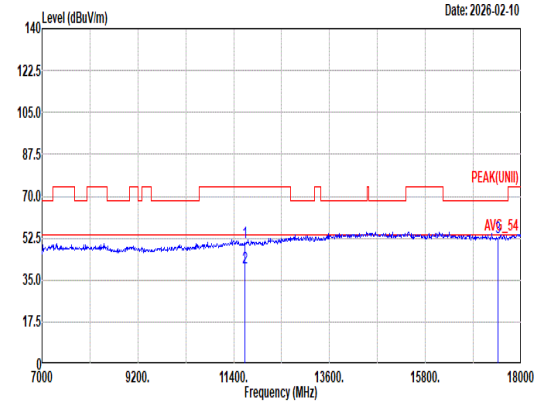 Site : 03CH21-HY Condition: PEAK(UNII) 3m DRH18-E_LE2C03A18EN_250807 VERTICAL Freq Level Limit Line Margin Read Level Ant Factor Cable Loss Preamp Factor Aux Factor APos TPos Remark MHz dBuV/m dBuV/m dB dBuV dB/m dB dB dB cm deg 1 11650.00 50.51 74.00 -23.49 31.90 38.40 19.15 40.95 2.01 -- -- Peak 2 11650.00 40.08 54.00 -13.92 21.47 38.40 19.15 40.95 2.01 -- -- Average 3 17475.00 52.90 68.20 -15.30 34.59 39.90 23.81 47.84 2.44 -- -- Peak

Mode	6	
	Harmonic	
	U-NII-3_5.725-5.85_802.11n HT20_CH165_5825MHz	
ANT	0	
Pol.	Horizontal	Vertical
10.6G ~18G Avg	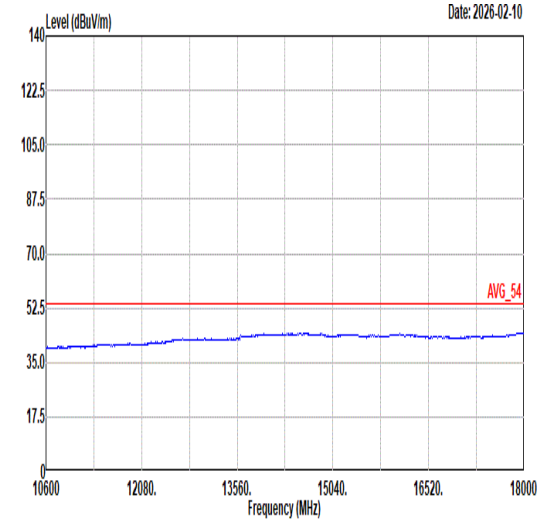 Site : 03CH21-HY Condition: AVG_54 3m DRH18-E_LE2C03A18EN_250807 HORIZONTAL	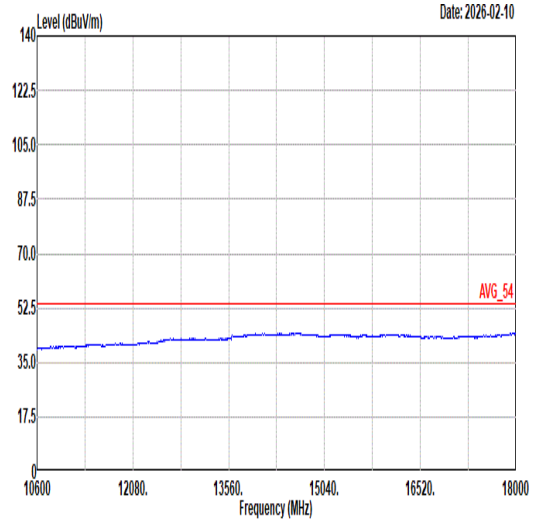 Site : 03CH21-HY Condition: AVG_54 3m DRH18-E_LE2C03A18EN_250807 VERTICAL

Mode	7	
	Band Edge - L	
	U-NII-3_5.725-5.85_802.11n HT40_CH151_5755MHz	
ANT	0	
Pol.	Horizontal	Fundamental
Peak	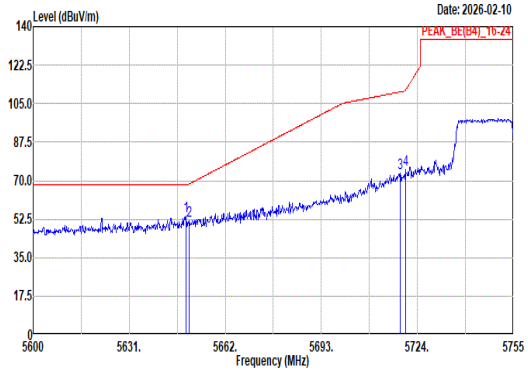 Site : 03CH21-HY Condition: PEAK_BE(B4)_16-24 3m DRH18-E_LE2C03A18EN_250807 HORIZONTAL : RBW:1000.000kHz VBW:3000.000kHz SWT:Auto Freq Level Limit Line Margin Read Level Ant Factor Cable Loss Preamp Factor Aux Factor APos TPos Remark MHz dBuV/m dBuV/m dB dBuV dB/m dB dB dB cm deg 1 5649.29 53.98 68.20 -14.22 41.73 33.10 13.12 34.96 0.99 100 185 Peak 2 5650.22 51.86 68.36 -16.50 39.61 33.10 13.12 34.96 0.99 100 185 Peak 3 5718.42 73.41 110.36 -36.95 60.67 33.51 13.21 35.05 1.07 100 185 Peak 4 5720.13 74.83 111.09 -36.26 62.08 33.52 13.21 35.05 1.07 100 185 Peak	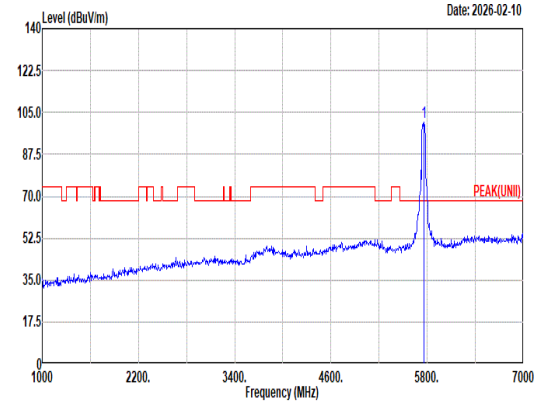 Site : 03CH21-HY Condition: PEAK(UNII) 3m DRH18-E_LE2C03A18EN_250807 HORIZONTAL : RBW:1000.000kHz VBW:3000.000kHz SWT:Auto Freq Level Limit Line Margin Read Level Ant Factor Cable Loss Preamp Factor Aux Factor APos TPos Remark MHz dBuV/m dBuV/m dB dBuV dB/m dB dB dB cm deg 1 5755.00 100.65 ------ ------ 87.65 33.72 13.26 35.09 1.11 100 185 Peak
Avg	Blank	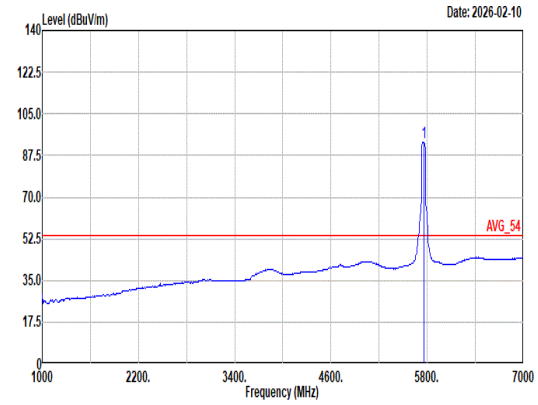 Site : 03CH21-HY Condition: AVG_54 3m DRH18-E_LE2C03A18EN_250807 HORIZONTAL : RBW:1000.000kHz VBW:0.820kHz SWT:Auto Freq Level Limit Line Margin Read Level Ant Factor Cable Loss Preamp Factor Aux Factor APos TPos Remark MHz dBuV/m dBuV/m dB dBuV dB/m dB dB dB cm deg 1 5755.00 92.98 ------ ------ 79.98 33.72 13.26 35.09 1.11 100 185 Average

Mode	7	
	Band Edge - R	
	U-NII-3_5.725-5.85_802.11n HT40_CH151_5755MHz	
ANT	0	
Pol.	Horizontal	Fundamental
Peak	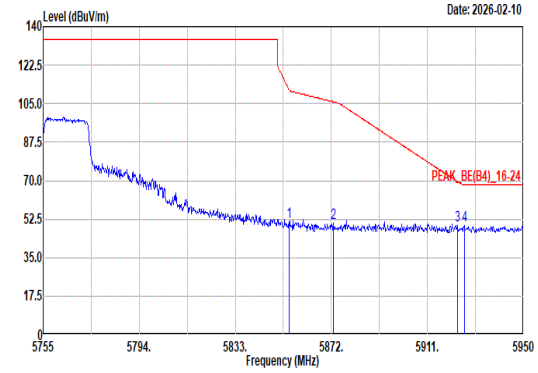 Site : 03CH21-HY Condition: PEAK_BE(B4)_16-24 3m DRH18-E_LE2C03A18EN_250807 HORIZONTAL : RBW:1000.000kHz VBW:3000.000kHz SWT:Auto Limit Read Ant Cable Preamp Aux APos TPos Freq Level Line Margin Level Factor Loss Factor Factor Remark MHz dBuV/m dBuV/m dB dBuV dB/m dB dB dB cm deg 1 5854.84 51.35 111.16 -59.81 38.41 33.70 13.37 35.21 1.08 100 185 Peak 2 5872.78 50.79 105.82 -55.03 37.88 33.70 13.39 35.23 1.05 100 185 Peak 3 5923.09 49.70 69.61 -19.91 36.92 33.65 13.45 35.30 0.98 100 185 Peak 4 5926.02 49.67 68.20 -18.53 36.89 33.65 13.45 35.30 0.98 100 185 Peak	Blank

Mode	7
	Band Edge - L
	U-NII-3_5.725-5.85_802.11n HT40_CH151_5755MHz
ANT	0

Pol.	Vertical	Fundamental
Peak	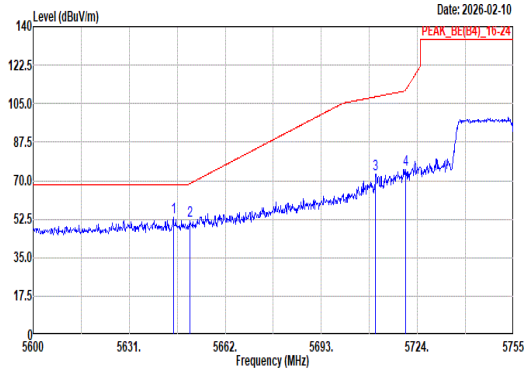 Site : 03CH21-HY Condition: PEAK_BE(B4)_16-24 3m DRH18-E_LE2C03A18EN_250807 VERTICAL : RBW:1000.000kHz VBW:3000.000kHz SWT:Auto Freq Level Limit Line Margin Read Level Ant Factor Cable Loss Preamp Factor Aux Factor APos TPos Remark MHz dBuV/m dBuV/m dB dBuV dB/m dB dB dB cm deg 1 5645.26 53.13 68.20 -15.07 40.91 33.08 13.12 34.96 0.98 100 125 Peak 2 5650.69 51.90 68.71 -16.81 39.65 33.10 13.12 34.96 0.99 100 125 Peak 3 5710.52 72.88 108.15 -35.27 60.20 33.46 13.20 35.04 1.06 100 125 Peak 4 5720.13 75.03 111.09 -36.06 62.28 33.52 13.21 35.05 1.07 100 125 Peak	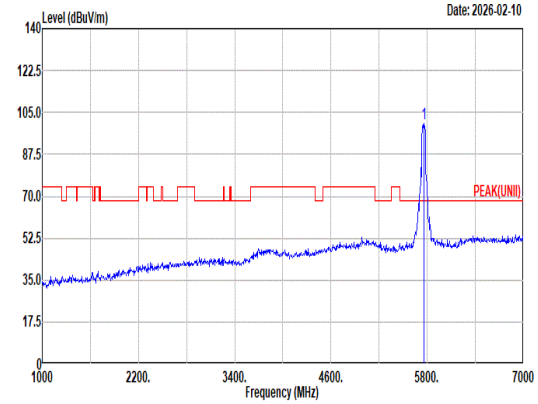 Site : 03CH21-HY Condition: PEAK(UNII) 3m DRH18-E_LE2C03A18EN_250807 VERTICAL : RBW:1000.000kHz VBW:3000.000kHz SWT:Auto Freq Level Limit Line Margin Read Level Ant Factor Cable Loss Preamp Factor Aux Factor APos TPos Remark MHz dBuV/m dBuV/m dB dBuV dB/m dB dB dB cm deg 1 5755.00 100.31 ------ ------ 87.31 33.72 13.26 35.09 1.11 100 125 Peak
Avg	Blank	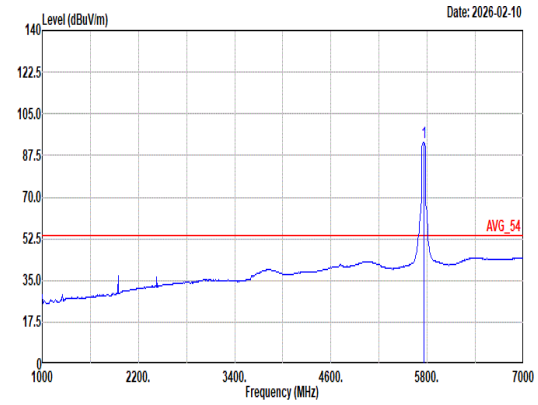 Site : 03CH21-HY Condition: AVG_54 3m DRH18-E_LE2C03A18EN_250807 VERTICAL : RBW:1000.000kHz VBW:0.820kHz SWT:Auto Freq Level Limit Line Margin Read Level Ant Factor Cable Loss Preamp Factor Aux Factor APos TPos Remark MHz dBuV/m dBuV/m dB dBuV dB/m dB dB dB cm deg 1 5755.00 93.04 ------ ------ 80.02 33.73 13.27 35.10 1.12 100 125 Average

Mode	7	
	Band Edge - R	
	U-NII-3_5.725-5.85_802.11n HT40_CH151_5755MHz	
ANT	0	
Pol.	Vertical	Fundamental
Peak	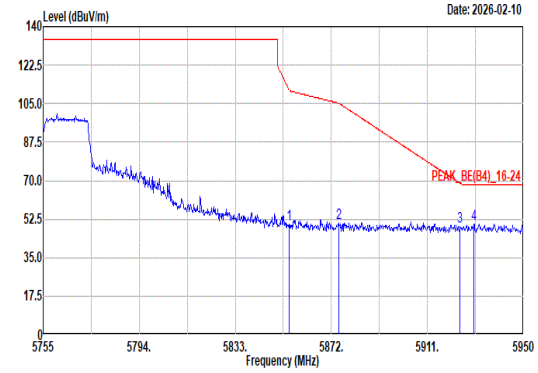 Site : 03CH21-HY Condition: PEAK_BE(B4)_16-24 3m DRH18-E_LE2C03A18EN_250807 VERTICAL : RBW:1000.000kHz VBW:3000.000kHz SWT:Auto Limit Read Ant Cable Preamp Aux APos TPos Freq Level Line Margin Level Factor Loss Factor Factor Remark MHz dBuV/m dBuV/m dB dBuV dB/m dB dB dB cm deg 1 5854.84 50.19 111.16 -60.97 37.25 33.70 13.37 35.21 1.08 100 125 Peak 2 5874.93 50.68 105.22 -54.54 37.77 33.70 13.40 35.24 1.05 100 125 Peak 3 5924.26 49.10 68.75 -19.65 36.32 33.65 13.45 35.30 0.98 100 125 Peak 4 5929.92 50.27 68.20 -17.93 37.50 33.64 13.46 35.30 0.97 100 125 Peak	Blank

Mode	8	
	Band Edge - L	
	U-NII-3_5.725-5.85_802.11n HT40_CH159_5795MHz	
ANT	0	
Pol.	Horizontal	Fundamental
Peak	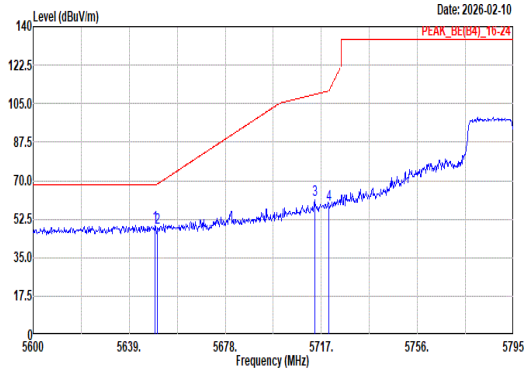 Site : 03CH21-HY Condition: PEAK_BE(B4)_16-24 3m DRH18-E_LE2C03A18EN_250807 HORIZONTAL : RBW:1000.000kHz VBW:3000.000kHz SWT:Auto Freq Level Limit Line Margin Read Level Ant Factor Cable Loss Preamp Factor Aux Factor APos TPos Remark MHz dBuV/m dBuV/m dB dBuV dB/m dB dB dB cm deg 1 5649.53 49.84 68.20 -18.36 37.59 33.10 13.12 34.96 0.99 100 182 Peak 2 5650.31 48.43 68.43 -20.00 36.18 33.10 13.12 34.96 0.99 100 182 Peak 3 5714.27 61.48 109.20 -47.72 48.77 33.49 13.20 35.04 1.06 100 182 Peak 4 5720.12 59.35 111.07 -51.72 46.60 33.52 13.21 35.05 1.07 100 182 Peak	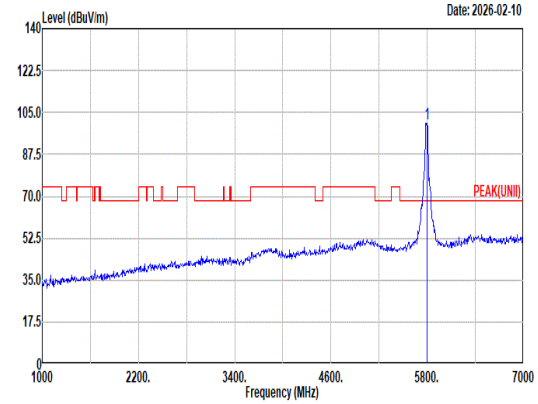 Site : 03CH21-HY Condition: PEAK(UNII) 3m DRH18-E_LE2C03A18EN_250807 HORIZONTAL : RBW:1000.000kHz VBW:3000.000kHz SWT:Auto Freq Level Limit Line Margin Read Level Ant Factor Cable Loss Preamp Factor Aux Factor APos TPos Remark MHz dBuV/m dBuV/m dB dBuV dB/m dB dB dB cm deg 1 5795.00 100.63 ------ ------ 87.56 33.76 13.29 35.12 1.14 100 182 Peak
Avg	Blank	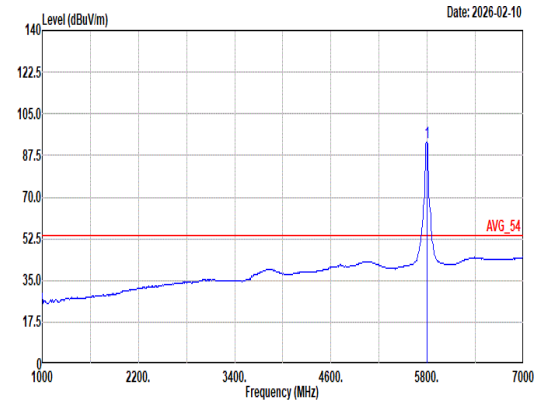 Site : 03CH21-HY Condition: AVG_54 3m DRH18-E_LE2C03A18EN_250807 HORIZONTAL : RBW:1000.000kHz VBW:0.820kHz SWT:Auto Freq Level Limit Line Margin Read Level Ant Factor Cable Loss Preamp Factor Aux Factor APos TPos Remark MHz dBuV/m dBuV/m dB dBuV dB/m dB dB dB cm deg 1 5795.00 92.90 ------ ------ 79.80 33.78 13.30 35.13 1.15 100 182 Average

Mode	8	
	Band Edge - R	
	U-NII-3_5.725-5.85_802.11n HT40_CH159_5795MHz	
ANT	0	
Pol.	Horizontal	Fundamental
Peak	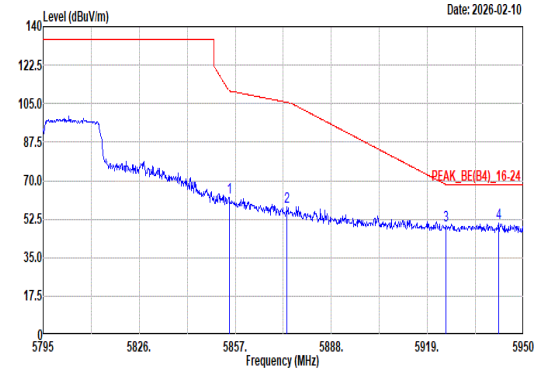	Blank

Site : 03CH21-HY
Condition: PEAK_BE(B4)_16-24 3m DRH18-E_LE2C03A18EN_250807 HORIZONTAL
: RBW:1000.000kHz VBW:3000.000kHz SWT:Auto

	Freq	Level	Limit Line	Margin	Read Level	Ant Factor	Cable Loss	Preamp Factor	Aux Factor	APos	TPos	Remark
	MHz	dBuV/m	dBuV/m	dB	dBuV	dB/m	dB	dB	dB	cm	deg	
1	5854.99	62.32	110.83	-48.51	49.38	33.70	13.37	35.21	1.08	100	182	Peak
2	5873.74	58.25	105.55	-47.30	45.35	33.70	13.39	35.24	1.05	100	182	Peak
3	5924.89	49.86	68.28	-18.42	37.08	33.65	13.45	35.30	0.98	100	182	Peak
4	5941.94	50.67	68.20	-17.53	37.95	33.62	13.47	35.32	0.95	100	182	Peak

Mode	8
	Band Edge - L
	U-NII-3_5.725-5.85_802.11n HT40_CH159_5795MHz
ANT	0

Pol.	Vertical	Fundamental
Peak	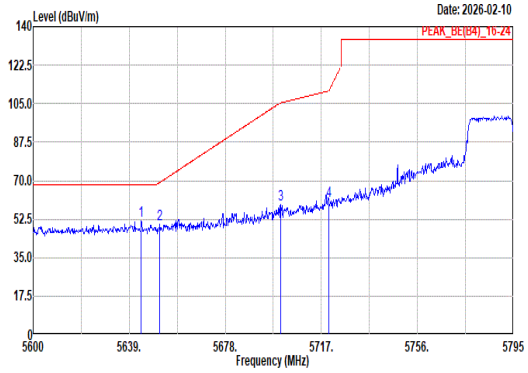 Site : 03CH21-HY Condition: PEAK_BE(B4)_16-24 3m DRH18-E_LE2C03A18EN_250807 VERTICAL : RBW:1000.000kHz VBW:3000.000kHz SWT:Auto Freq Level Limit Line Margin Read Level Ant Factor Cable Loss Preamp Factor Aux Factor APos TPos Remark MHz dBuV/m dBuV/m dB dBuV dB/m dB dB dB cm deg 1 5643.88 51.66 68.20 -16.54 39.45 33.08 13.11 34.96 0.98 100 127 Peak 2 5651.48 49.97 69.30 -19.33 37.71 33.11 13.12 34.96 0.99 100 127 Peak 3 5700.43 59.04 105.32 -46.28 46.42 33.40 13.19 35.02 1.05 100 127 Peak 4 5720.12 60.54 111.07 -50.53 47.79 33.52 13.21 35.05 1.07 100 127 Peak	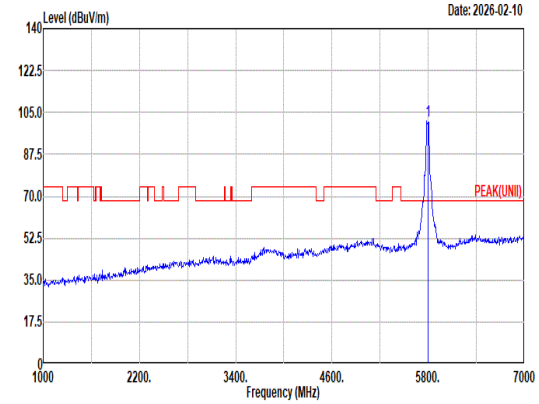 Site : 03CH21-HY Condition: PEAK(UNII) 3m DRH18-E_LE2C03A18EN_250807 VERTICAL : RBW:1000.000kHz VBW:3000.000kHz SWT:Auto Freq Level Limit Line Margin Read Level Ant Factor Cable Loss Preamp Factor Aux Factor APos TPos Remark MHz dBuV/m dBuV/m dB dBuV dB/m dB dB dB cm deg 1 5795.00 101.25 ------ ------ 88.18 33.76 13.29 35.12 1.14 100 127 Peak
Avg	Blank	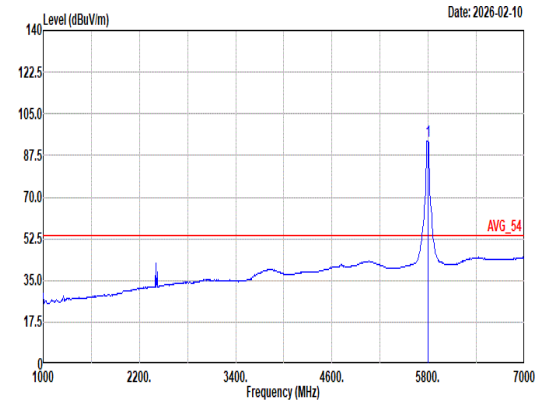 Site : 03CH21-HY Condition: AVG_54 3m DRH18-E_LE2C03A18EN_250807 VERTICAL : RBW:1000.000kHz VBW:0.820kHz SWT:Auto Freq Level Limit Line Margin Read Level Ant Factor Cable Loss Preamp Factor Aux Factor APos TPos Remark MHz dBuV/m dBuV/m dB dBuV dB/m dB dB dB cm deg 1 5795.00 93.38 ------ ------ 80.26 33.80 13.31 35.15 1.16 100 127 Average

Mode	8	
	Band Edge - R	
	U-NII-3_5.725-5.85_802.11n HT40_CH159_5795MHz	
ANT	0	
Pol.	Vertical	Fundamental
Peak	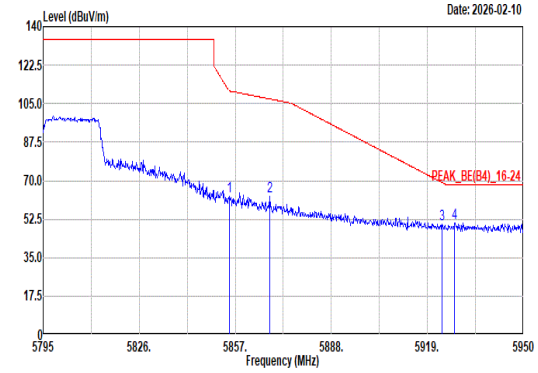 Site : 03CH21-HY Condition: PEAK_BE(B4)_16-24 3m DRH18-E_LE2C03A18EN_250807 VERTICAL : RBW:1000.000kHz VBW:3000.000kHz SWT:Auto Limit Read Ant Cable Preamp Aux APos TPos Freq Level Line Margin Level Factor Loss Factor Factor Remark MHz dBuV/m dBuV/m dB dBuV dB/m dB dB dB cm deg 1 5854.99 62.78 110.83 -48.05 49.84 33.70 13.37 35.21 1.08 100 127 Peak 2 5868.01 62.87 107.16 -44.29 49.95 33.70 13.39 35.23 1.06 100 127 Peak 3 5923.81 50.37 69.08 -18.71 37.59 33.65 13.45 35.30 0.98 100 127 Peak 4 5927.84 50.93 68.20 -17.27 38.16 33.64 13.46 35.30 0.97 100 127 Peak	Blank

Mode	9	
	Band Edge - L	
	U-NII-3_5.725-5.85_802.11ac VHT80_CH155_5775MHz	
ANT	0	
Pol.	Horizontal	Fundamental
Peak	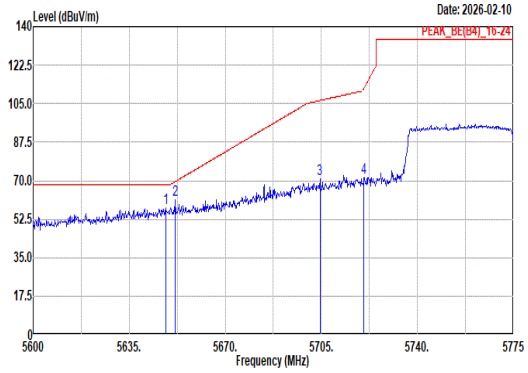 Site : 03CH21-HY Condition: PEAK_BE(B4)_16-24 3m DRH18-E_LE2C03A18EN_250807 HORIZONTAL : RBW:1000.000kHz VBW:3000.000kHz SWT:Auto Freq Level Limit Line Margin Read Level Ant Factor Cable Loss Preamp Factor Aux Factor APos TPos Remark MHz dBuV/m dBuV/m dB dBuV dB/m dB dB dB cm deg 1 5648.30 57.35 68.20 -10.85 45.11 33.09 13.12 34.96 0.99 101 183 Peak 2 5651.80 61.04 69.54 -8.50 48.79 33.11 13.12 34.97 0.99 101 183 Peak 3 5704.48 70.69 106.45 -35.76 58.05 33.43 13.19 35.03 1.05 101 183 Peak 4 5720.58 71.08 112.11 -41.03 58.33 33.52 13.21 35.05 1.07 101 183 Peak	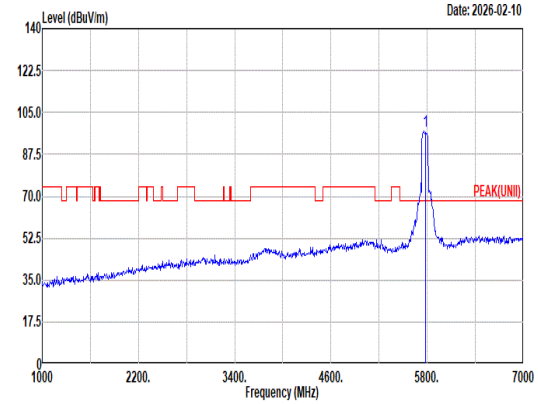 Site : 03CH21-HY Condition: PEAK(UNII) 3m DRH18-E_LE2C03A18EN_250807 HORIZONTAL : RBW:1000.000kHz VBW:3000.000kHz SWT:Auto Freq Level Limit Line Margin Read Level Ant Factor Cable Loss Preamp Factor Aux Factor APos TPos Remark MHz dBuV/m dBuV/m dB dBuV dB/m dB dB dB cm deg 1 5775.00 97.43 ------ ------ 84.41 33.73 13.27 35.10 1.12 101 183 Peak
Avg	Blank	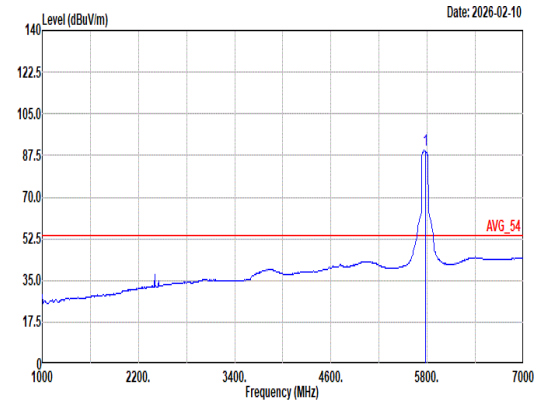 Site : 03CH21-HY Condition: AVG_54 3m DRH18-E_LE2C03A18EN_250807 HORIZONTAL : RBW:1000.000kHz VBW:0.910kHz SWT:Auto Freq Level Limit Line Margin Read Level Ant Factor Cable Loss Preamp Factor Aux Factor APos TPos Remark MHz dBuV/m dBuV/m dB dBuV dB/m dB dB dB cm deg 1 5775.00 89.78 ------ ------ 76.76 33.73 13.27 35.10 1.12 101 183 Average

Mode	9	
	Band Edge - R	
	U-NII-3_5.725-5.85_802.11ac VHT80_CH155_5775MHz	
ANT	0	
Pol.	Horizontal	Fundamental
Peak	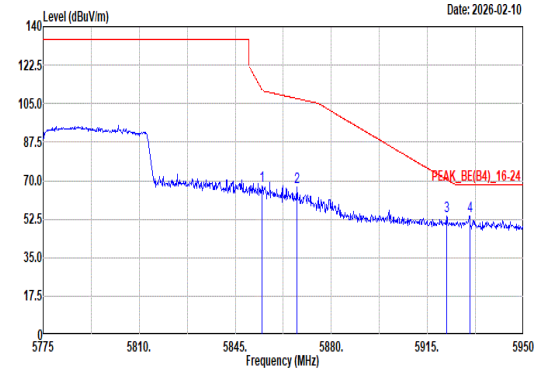 Site : 03CH21-HY Condition: PEAK_BE(B4)_16-24 3m DRH18-E_LE2C03A18EN_250807 HORIZONTAL : RBW:1000.000kHz VBW:3000.000kHz SWT:Auto Limit Read Ant Cable Preamp Aux APos TPos Freq Level Line Margin Level Factor Loss Factor Factor Remark MHz dBuV/m dBuV/m dB dBuV dB/m dB dB dB cm deg 1 5854.80 67.69 111.26 -43.57 54.75 33.70 13.37 35.21 1.08 101 183 Peak 2 5867.58 67.01 107.28 -40.27 54.09 33.70 13.39 35.23 1.06 101 183 Peak 3 5922.00 53.89 70.41 -16.52 41.09 33.66 13.45 35.29 0.98 101 183 Peak 4 5930.40 53.76 68.20 -14.44 41.00 33.64 13.46 35.31 0.97 101 183 Peak	Blank

Mode	9	
	Band Edge - L	
	U-NII-3_5.725-5.85_802.11ac VHT80_CH155_5775MHz	
ANT	0	
Pol.	Vertical	Fundamental
Peak	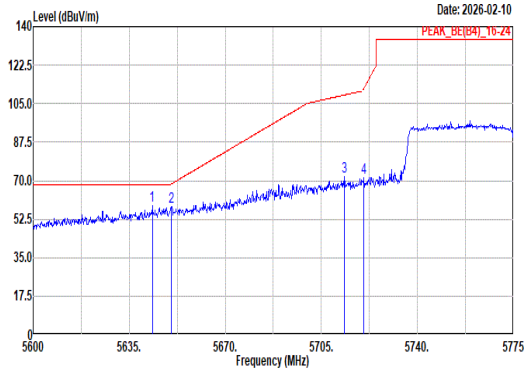 Site : 03CH21-HY Condition: PEAK_BE(B4)_16-24 3m DRH18-E_LE2C03A18EN_250807 VERTICAL : RBW:1000.000kHz VBW:3000.000kHz SWT:Auto Freq Level Limit Line Margin Read Level Ant Factor Cable Loss Preamp Factor Aux Factor APos TPos Remark MHz dBuV/m dBuV/m dB dBuV dB/m dB dB dB cm deg 1 5643.40 58.82 68.20 -9.38 46.61 33.07 13.11 34.95 0.98 124 218 Peak 2 5650.23 58.18 68.37 -10.19 45.93 33.10 13.12 34.96 0.99 124 218 Peak 3 5713.40 71.92 108.95 -37.03 59.22 33.48 13.20 35.04 1.06 124 218 Peak 4 5720.58 71.56 112.11 -40.55 58.81 33.52 13.21 35.05 1.07 124 218 Peak	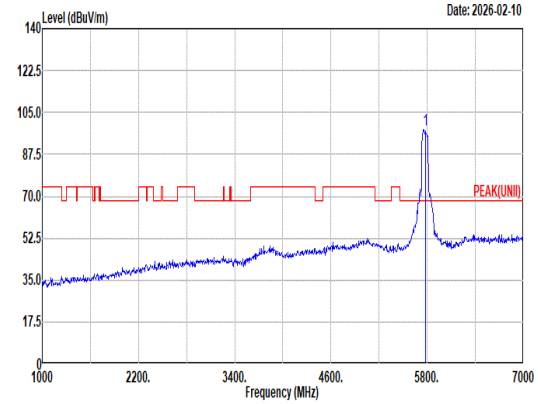 Site : 03CH21-HY Condition: PEAK(UNII) 3m DRH18-E_LE2C03A18EN_250807 VERTICAL : RBW:1000.000kHz VBW:3000.000kHz SWT:Auto Freq Level Limit Line Margin Read Level Ant Factor Cable Loss Preamp Factor Aux Factor APos TPos Remark MHz dBuV/m dBuV/m dB dBuV dB/m dB dB dB cm deg 1 5775.00 97.76 ------ ------ 84.80 33.70 13.25 35.09 1.10 124 218 Peak
Avg	Blank	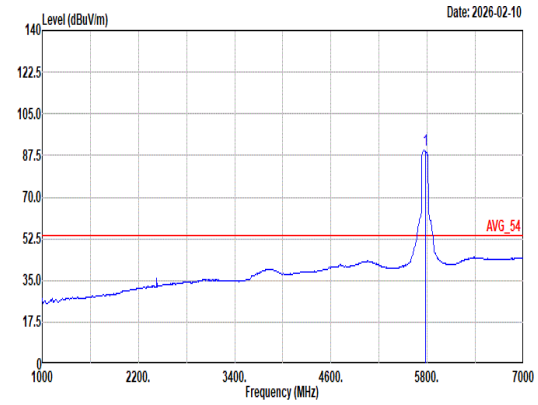 Site : 03CH21-HY Condition: AVG_54 3m DRH18-E_LE2C03A18EN_250807 VERTICAL : RBW:1000.000kHz VBW:0.910kHz SWT:Auto Freq Level Limit Line Margin Read Level Ant Factor Cable Loss Preamp Factor Aux Factor APos TPos Remark MHz dBuV/m dBuV/m dB dBuV dB/m dB dB dB cm deg 1 5775.00 89.97 ------ ------ 76.95 33.73 13.27 35.10 1.12 124 218 Average	

Mode	9	
	Band Edge - R	
	U-NII-3_5.725-5.85_802.11ac VHT80_CH155_5775MHz	
ANT	0	
Pol.	Vertical	Fundamental
Peak	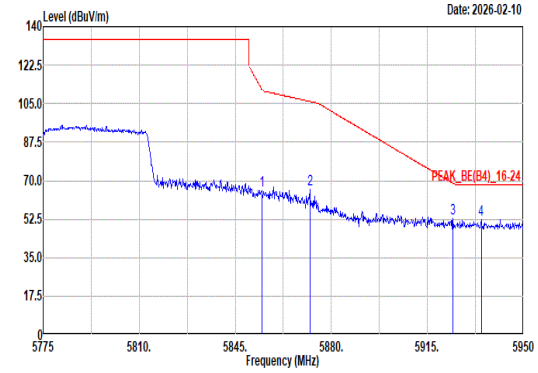 Site : 03CH21-HY Condition: PEAK_BE(B4)_16-24 3m DRH18-E_LE2C03A18EN_250807 VERTICAL : RBW:1000.000kHz VBW:3000.000kHz SWT:Auto Limit Read Ant Cable Preamp Aux APos TPos Freq Level Line Margin Level Factor Loss Factor Factor Remark MHz dBuV/m dBuV/m dB dBuV dB/m dB dB dB cm deg 1 5854.63 65.32 111.65 -46.33 52.38 33.70 13.37 35.21 1.08 124 218 Peak 2 5872.13 66.10 106.00 -39.90 53.18 33.70 13.39 35.23 1.06 124 218 Peak 3 5924.28 52.80 68.73 -15.93 40.02 33.65 13.45 35.30 0.98 124 218 Peak 4 5934.60 52.48 68.20 -15.72 39.74 33.63 13.46 35.31 0.96 124 218 Peak	Blank

Mode	10	
	Band Edge	
	U-NII-3_5.725-5.85_802.11ax HE20_CH149_Full RU_5745MHz	
ANT	0	
Pol.	Horizontal	Fundamental
Peak	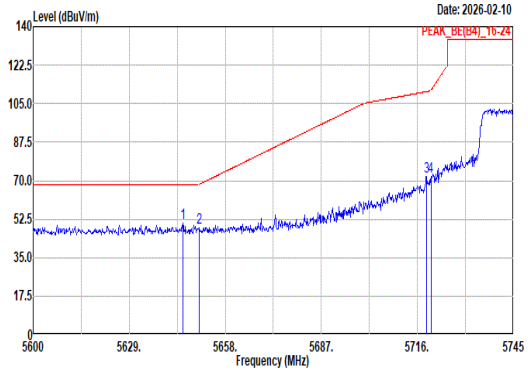 Site : 03CH21-HY Condition: PEAK_BE(B4)_16-24 3m DRH18-E_LE2C03A18EN_250807 HORIZONTAL : RBW:1000.000kHz VBW:3000.000kHz SWT:Auto Freq Level Limit Line Margin Read Level Ant Factor Cable Loss Preamp Factor Aux Factor APos TPos Remark MHz dBuV/m dBuV/m dB dBuV dB/m dB dB dB cm deg 1 5645.24 50.66 68.20 -17.54 38.44 33.08 13.12 34.96 0.98 100 183 Peak 2 5650.17 48.34 68.33 -19.99 36.09 33.10 13.12 34.96 0.99 100 183 Peak 3 5718.76 71.69 110.45 -38.76 58.95 33.51 13.21 35.05 1.07 100 183 Peak 4 5720.06 71.87 110.94 -39.07 59.12 33.52 13.21 35.05 1.07 100 183 Peak	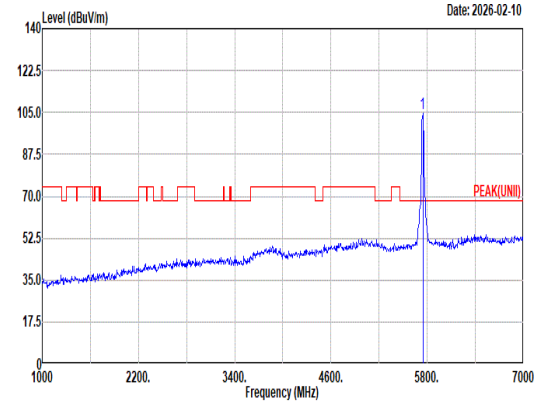 Site : 03CH21-HY Condition: PEAK(UNII) 3m DRH18-E_LE2C03A18EN_250807 HORIZONTAL : RBW:1000.000kHz VBW:3000.000kHz SWT:Auto Freq Level Limit Line Margin Read Level Ant Factor Cable Loss Preamp Factor Aux Factor APos TPos Remark MHz dBuV/m dBuV/m dB dBuV dB/m dB dB dB cm deg 1 5745.00 104.67 ------ ------ 91.73 33.68 13.24 35.08 1.10 100 183 Peak
Avg	Blank	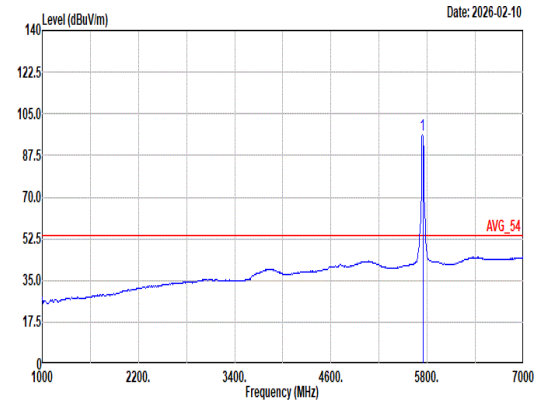 Site : 03CH21-HY Condition: AVG_54 3m DRH18-E_LE2C03A18EN_250807 HORIZONTAL : RBW:1000.000kHz VBW:1.000kHz SWT:Auto Freq Level Limit Line Margin Read Level Ant Factor Cable Loss Preamp Factor Aux Factor APos TPos Remark MHz dBuV/m dBuV/m dB dBuV dB/m dB dB dB cm deg 1 5745.00 95.93 ------ ------ 83.04 33.64 13.23 35.07 1.09 100 183 Average

Mode	10
	Band Edge
	U-NII-3_5.725-5.85_802.11ax HE20_CH149_Full RU_5745MHz
ANT	0

Pol.	Vertical	Fundamental
Peak	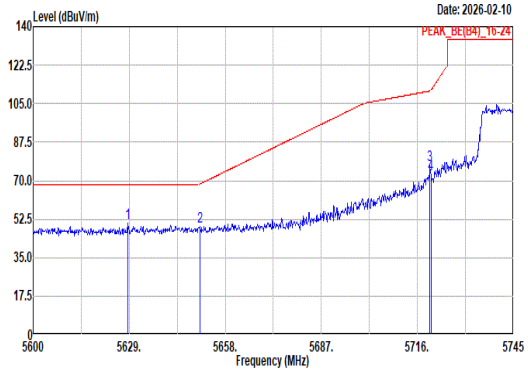 Site : 03CH21-HY Condition: PEAK_BE(B4)_16-24 3m DRH18-E_LE2C03A18EN_250807 VERTICAL : RBW:1000.000kHz VBW:3000.000kHz SWT:Auto Freq Level Limit Line Margin Read Level Ant Factor Cable Loss Preamp Factor Aux Factor APos TPos Remark MHz dBuV/m dBuV/m dB dBuV dB/m dB dB dB cm deg 1 5628.57 50.56 68.20 -17.64 38.43 33.01 13.10 34.94 0.96 100 225 Peak 2 5650.46 49.09 68.54 -19.45 36.84 33.10 13.12 34.96 0.99 100 225 Peak 3 5719.77 77.03 110.74 -33.71 64.28 33.52 13.21 35.05 1.07 100 225 Peak 4 5720.06 72.68 110.94 -38.26 59.93 33.52 13.21 35.05 1.07 100 225 Peak	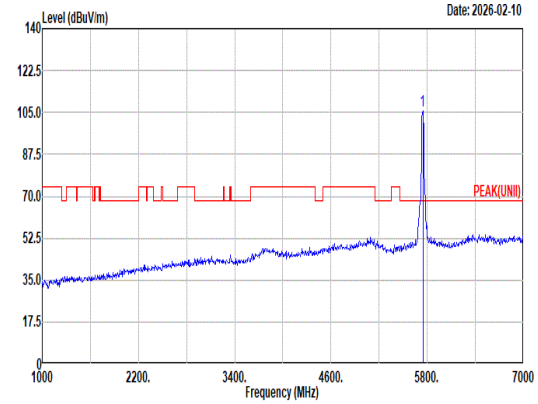 Site : 03CH21-HY Condition: PEAK(UNII) 3m DRH18-E_LE2C03A18EN_250807 VERTICAL : RBW:1000.000kHz VBW:3000.000kHz SWT:Auto Freq Level Limit Line Margin Read Level Ant Factor Cable Loss Preamp Factor Aux Factor APos TPos Remark MHz dBuV/m dBuV/m dB dBuV dB/m dB dB dB cm deg 1 5745.00 105.72 ------ ------ 92.76 33.70 13.25 35.09 1.10 100 225 Peak
Avg	Blank	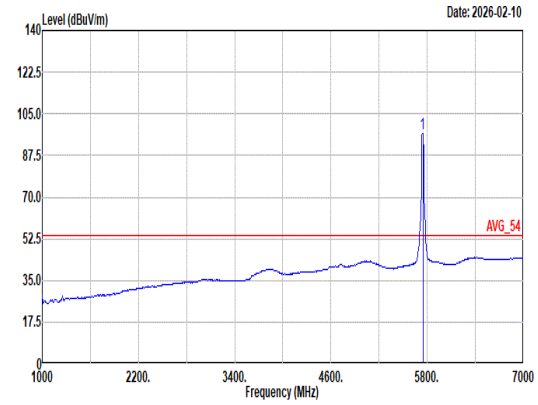 Site : 03CH21-HY Condition: AVG_54 3m DRH18-E_LE2C03A18EN_250807 VERTICAL : RBW:1000.000kHz VBW:1.000kHz SWT:Auto Freq Level Limit Line Margin Read Level Ant Factor Cable Loss Preamp Factor Aux Factor APos TPos Remark MHz dBuV/m dBuV/m dB dBuV dB/m dB dB dB cm deg 1 5745.00 96.45 ------ ------ 83.51 33.68 13.24 35.08 1.10 100 225 Average

Mode	10	
	Harmonic	
	U-NII-3_5.725-5.85_802.11ax HE20_CH149_Full RU_5745MHz	
ANT	0	
Pol.	Horizontal	Vertical
Peak Avg	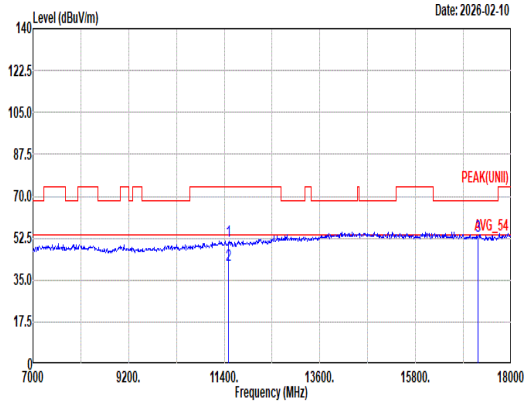 Site : 03CH21-HY Condition: PEAK(UNII) 3m DRH18-E_LE2C03A18EN_250807 HORIZONTAL Freq Level Limit Line Margin Read Level Ant Factor Cable Loss Preamp Factor Aux Factor APos TPos Remark MHz dBuV/m dBuV/m dB dBuV dB/m dB dB dB cm deg 1 11490.00 51.39 74.00 -22.61 32.68 38.48 19.01 40.76 1.98 -- -- Peak 2 11490.00 41.19 54.00 -12.81 22.48 38.48 19.01 40.76 1.98 -- -- Average 3 17235.00 53.17 68.20 -15.03 34.66 39.87 23.64 47.39 2.39 -- -- Peak	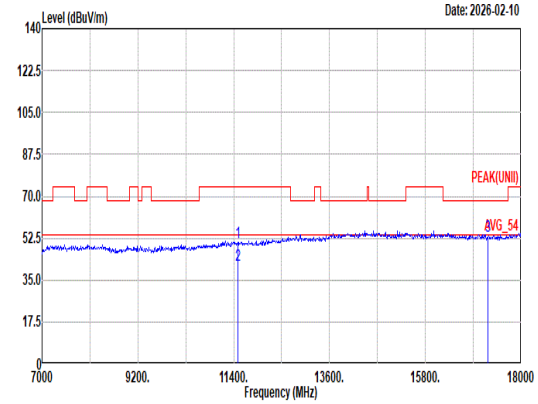 Site : 03CH21-HY Condition: PEAK(UNII) 3m DRH18-E_LE2C03A18EN_250807 VERTICAL Freq Level Limit Line Margin Read Level Ant Factor Cable Loss Preamp Factor Aux Factor APos TPos Remark MHz dBuV/m dBuV/m dB dBuV dB/m dB dB dB cm deg 1 11490.00 50.85 74.00 -23.15 32.14 38.48 19.01 40.76 1.98 -- -- Peak 2 11490.00 41.04 54.00 -12.96 22.33 38.48 19.01 40.76 1.98 -- -- Average 3 17235.00 53.57 68.20 -14.63 35.06 39.87 23.64 47.39 2.39 -- -- Peak

Mode	10	
	Harmonic	
	U-NII-3_5.725-5.85_802.11ax HE20_CH149_Full RU_5745MHz	
ANT	0	
Pol.	Horizontal	Vertical
10.6G ~18G Avg	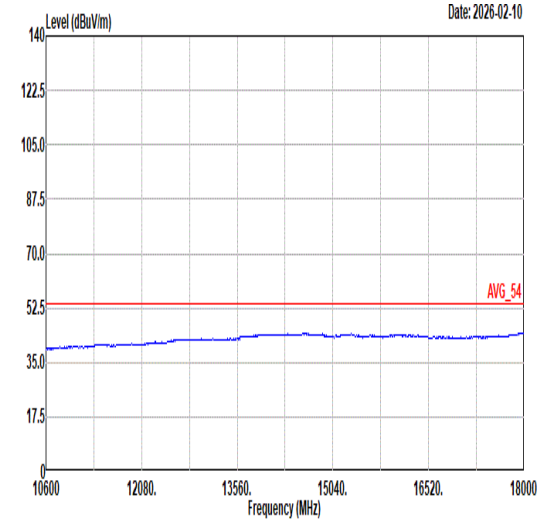 Site : 03CH21-HY Condition: AVG_54 3m DRH18-E_LE2C03A18EN_250807 HORIZONTAL	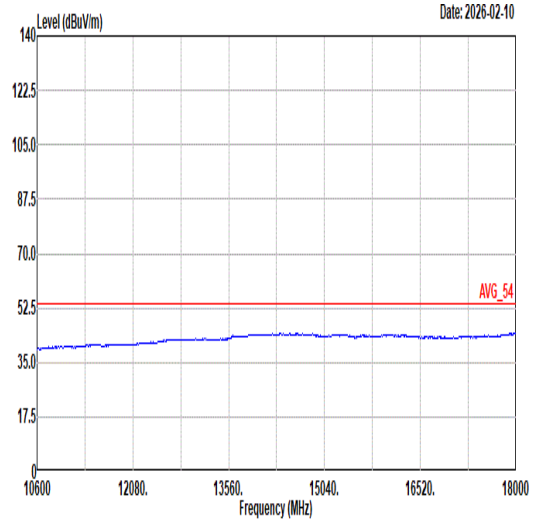 Site : 03CH21-HY Condition: AVG_54 3m DRH18-E_LE2C03A18EN_250807 VERTICAL

Mode	11	
	Band Edge	
	U-NII-3_5.725-5.85_802.11ax HE20_CH149_Partial RU 26/0_5745MHz	
ANT	0	
Pol.	Horizontal	Fundamental
Peak	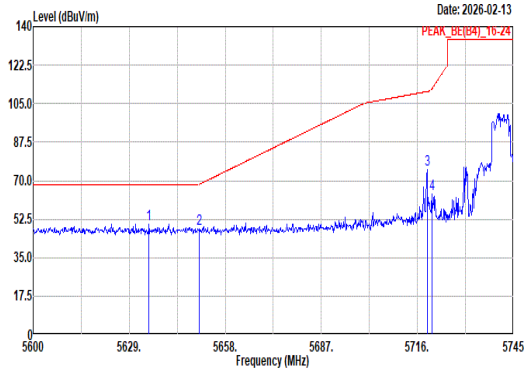 Site : 03CH21-HY Condition: PEAK_BE(B4)_16-24 3m DRH18-E_LE2C03A18EN_250807 HORIZONTAL : RBW:1000.000kHz VBW:3000.000kHz SWT:Auto Freq Level Limit Line Margin Read Level Ant Factor Cable Loss Preamp Factor Aux Factor APos TPos Remark MHz dBuV/m dBuV/m dB dBuV dB/m dB dB dB cm deg 1 5634.95 50.37 68.20 -17.83 38.20 33.04 13.10 34.94 0.97 101 185 Peak 2 5650.03 48.33 68.22 -19.89 36.08 33.10 13.12 34.96 0.99 101 185 Peak 3 5718.90 74.95 110.49 -35.54 62.21 33.51 13.21 35.05 1.07 101 185 Peak 4 5720.35 64.09 111.60 -47.51 51.34 33.52 13.21 35.05 1.07 101 185 Peak	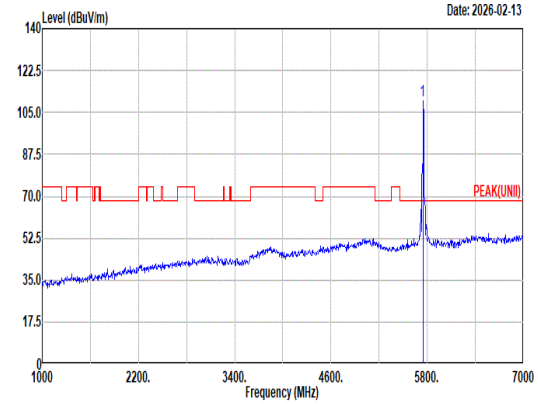 Site : 03CH21-HY Condition: PEAK(UNII) 3m DRH18-E_LE2C03A18EN_250807 HORIZONTAL : RBW:1000.000kHz VBW:3000.000kHz SWT:Auto Freq Level Limit Line Margin Read Level Ant Factor Cable Loss Preamp Factor Aux Factor APos TPos Remark MHz dBuV/m dBuV/m dB dBuV dB/m dB dB dB cm deg 1 5745.00 109.88 ------ ------ 96.92 33.70 13.25 35.09 1.10 101 185 Peak
Avg	Blank	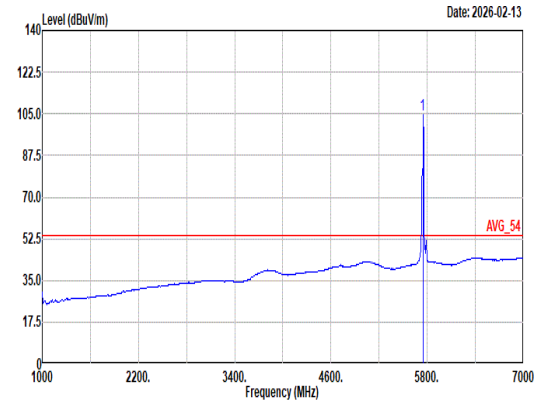 Site : 03CH21-HY Condition: AVG_54 3m DRH18-E_LE2C03A18EN_250807 HORIZONTAL : RBW:1000.000kHz VBW:0.200kHz SWT:Auto Freq Level Limit Line Margin Read Level Ant Factor Cable Loss Preamp Factor Aux Factor APos TPos Remark MHz dBuV/m dBuV/m dB dBuV dB/m dB dB dB cm deg 1 5745.00 104.37 ------ ------ 91.41 33.70 13.25 35.09 1.10 101 185 Average

Mode	11	
	Band Edge	
	U-NII-3_5.725-5.85_802.11ax HE20_CH149_Partial RU 26/0_5745MHz	
ANT	0	
Pol.	Vertical	Fundamental
Peak	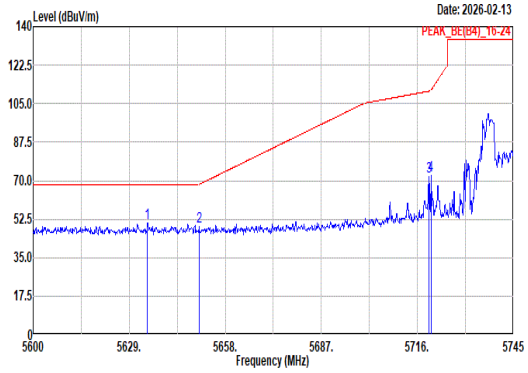 Site : 03CH21-HY Condition: PEAK_BE(B4)_16-24 3m DRH18-E_LE2C03A18EN_250807 VERTICAL : RBW:1000.000kHz VBW:3000.000kHz SWT:Auto Freq Level Limit Line Margin Read Level Ant Factor Cable Loss Preamp Factor Aux Factor APos TPos Remark MHz dBuV/m dBuV/m dB dBuV dB/m dB dB dB cm deg 1 5634.51 50.77 68.20 -17.43 38.60 33.04 13.10 34.94 0.97 100 217 Peak 2 5650.03 49.08 68.22 -19.14 36.83 33.10 13.12 34.96 0.99 100 217 Peak 3 5719.48 71.77 110.65 -38.88 59.02 33.52 13.21 35.05 1.07 100 217 Peak 4 5720.06 72.41 110.94 -38.53 59.66 33.52 13.21 35.05 1.07 100 217 Peak	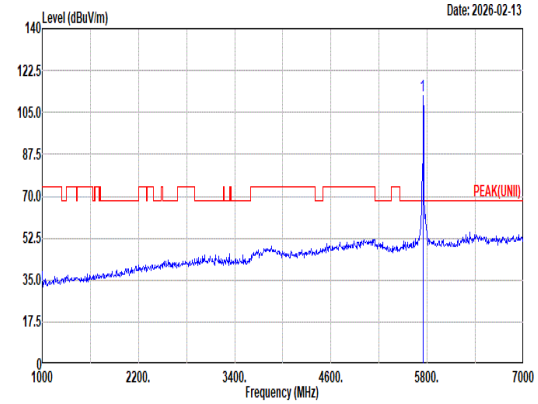 Site : 03CH21-HY Condition: PEAK(UNII) 3m DRH18-E_LE2C03A18EN_250807 VERTICAL : RBW:1000.000kHz VBW:3000.000kHz SWT:Auto Freq Level Limit Line Margin Read Level Ant Factor Cable Loss Preamp Factor Aux Factor APos TPos Remark MHz dBuV/m dBuV/m dB dBuV dB/m dB dB dB cm deg 1 5745.00 111.92 ------ ------ 98.96 33.70 13.25 35.09 1.10 100 217 Peak
Avg	Blank	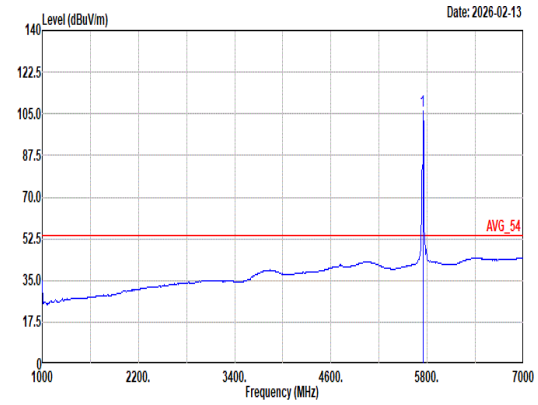 Site : 03CH21-HY Condition: AVG_54 3m DRH18-E_LE2C03A18EN_250807 VERTICAL : RBW:1000.000kHz VBW:0.200kHz SWT:Auto Freq Level Limit Line Margin Read Level Ant Factor Cable Loss Preamp Factor Aux Factor APos TPos Remark MHz dBuV/m dBuV/m dB dBuV dB/m dB dB dB cm deg 1 5745.00 106.09 ------ ------ 93.13 33.70 13.25 35.09 1.10 100 217 Average

Mode	12	
	Band Edge	
	U-NII-3_5.725-5.85_802.11ax HE20_CH149_Partial RU 52/37_5745MHz	
ANT	0	
Pol.	Horizontal	Fundamental
Peak	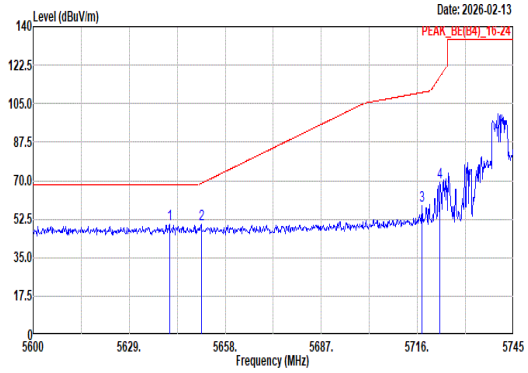 Site : 03CH21-HY Condition: PEAK_BE(B4)_16-24 3m DRH18-E_LE2C03A18EN_250807 HORIZONTAL : RBW:1000.000kHz VBW:3000.000kHz SWT:Auto Freq Level Limit Line Margin Read Level Ant Factor Cable Loss Preamp Factor Aux Factor APos TPos Remark MHz dBuV/m dBuV/m dB dBuV dB/m dB dB dB cm deg 1 5641.18 50.42 68.20 -17.78 38.22 33.06 13.11 34.95 0.98 100 186 Peak 2 5650.75 50.08 68.76 -18.68 37.83 33.10 13.12 34.96 0.99 100 186 Peak 3 5717.31 58.90 110.05 -51.15 46.18 33.50 13.21 35.05 1.06 100 186 Peak 4 5722.82 69.46 117.22 -47.76 56.69 33.54 13.21 35.05 1.07 100 186 Peak	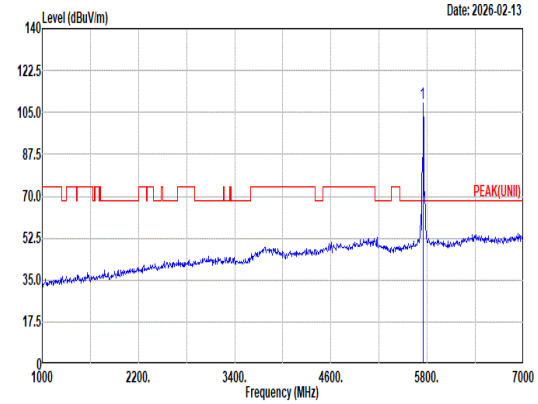 Site : 03CH21-HY Condition: PEAK(UNII) 3m DRH18-E_LE2C03A18EN_250807 HORIZONTAL : RBW:1000.000kHz VBW:3000.000kHz SWT:Auto Freq Level Limit Line Margin Read Level Ant Factor Cable Loss Preamp Factor Aux Factor APos TPos Remark MHz dBuV/m dBuV/m dB dBuV dB/m dB dB dB cm deg 1 5745.00 108.88 ------ ------ 95.92 33.70 13.25 35.09 1.10 100 186 Peak
Avg	Blank	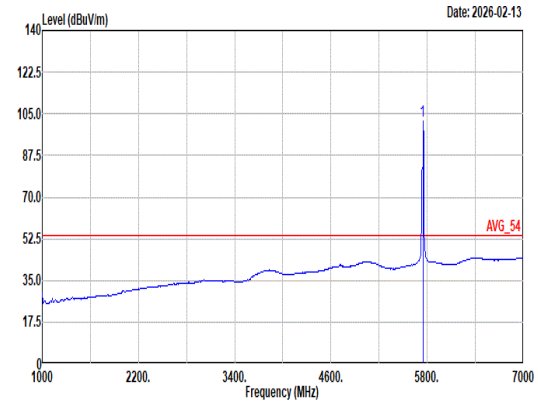 Site : 03CH21-HY Condition: AVG_54 3m DRH18-E_LE2C03A18EN_250807 HORIZONTAL : RBW:1000.000kHz VBW:0.200kHz SWT:Auto Freq Level Limit Line Margin Read Level Ant Factor Cable Loss Preamp Factor Aux Factor APos TPos Remark MHz dBuV/m dBuV/m dB dBuV dB/m dB dB dB cm deg 1 5745.00 101.85 ------ ------ 88.89 33.70 13.25 35.09 1.10 100 186 Average

Mode	12	
	Band Edge	
	U-NII-3_5.725-5.85_802.11ax HE20_CH149_Partial RU 52/37_5745MHz	
ANT	0	
Pol.	Vertical	Fundamental
Peak	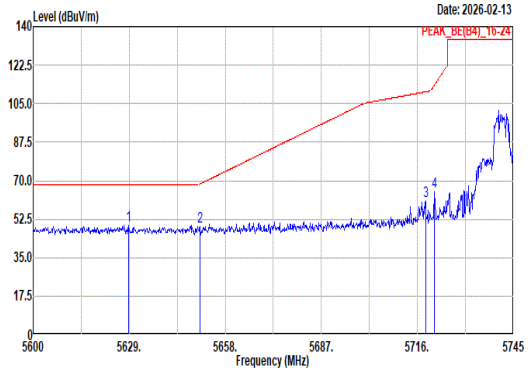 Site : 03CH21-HY Condition: PEAK_BE(B4)_16-24 3m DRH18-E_LE2C03A18EN_250807 VERTICAL : RBW:1000.000kHz VBW:3000.000kHz SWT:Auto Freq Level Limit Line Margin Read Level Ant Factor Cable Loss Preamp Factor Aux Factor APos TPos Remark MHz dBuV/m dBuV/m dB dBuV dB/m dB dB dB cm deg 1 5628.71 49.74 68.20 -18.46 37.61 33.01 13.10 34.94 0.96 100 217 Peak 2 5650.32 49.12 68.43 -19.31 36.87 33.10 13.12 34.96 0.99 100 217 Peak 3 5718.47 60.97 110.37 -49.40 48.23 33.51 13.21 35.05 1.07 100 217 Peak 4 5721.22 64.87 113.58 -48.71 52.11 33.53 13.21 35.05 1.07 100 217 Peak	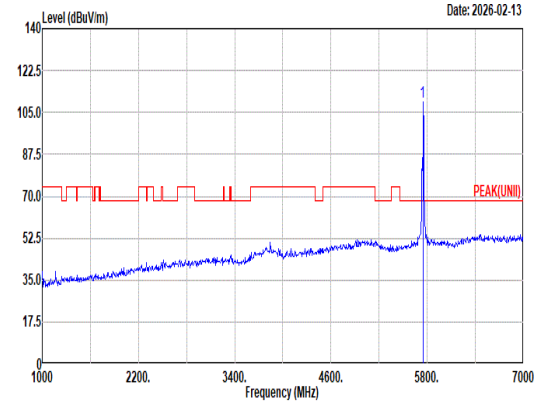 Site : 03CH21-HY Condition: PEAK(UNII) 3m DRH18-E_LE2C03A18EN_250807 VERTICAL : RBW:1000.000kHz VBW:3000.000kHz SWT:Auto Freq Level Limit Line Margin Read Level Ant Factor Cable Loss Preamp Factor Aux Factor APos TPos Remark MHz dBuV/m dBuV/m dB dBuV dB/m dB dB dB cm deg 1 5745.00 109.11 ------ ------ 96.15 33.70 13.25 35.09 1.10 100 217 Peak
Avg	Blank	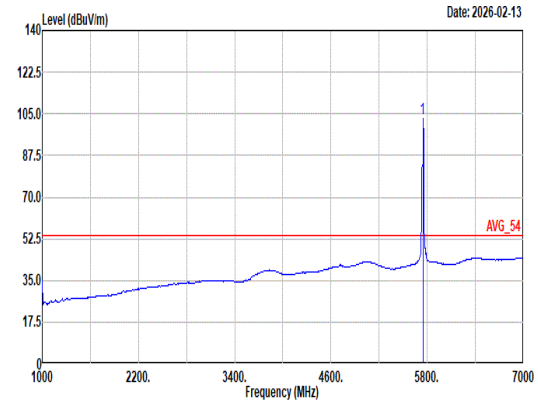 Site : 03CH21-HY Condition: AVG_54 3m DRH18-E_LE2C03A18EN_250807 VERTICAL : RBW:1000.000kHz VBW:0.200kHz SWT:Auto Freq Level Limit Line Margin Read Level Ant Factor Cable Loss Preamp Factor Aux Factor APos TPos Remark MHz dBuV/m dBuV/m dB dBuV dB/m dB dB dB cm deg 1 5745.00 102.88 ------ ------ 89.92 33.70 13.25 35.09 1.10 100 217 Average

Mode	13	
	Band Edge	
	U-NII-3_5.725-5.85_802.11ax HE20_CH149_Partial RU 106/53_5745MHz	
ANT	0	
Pol.	Horizontal	Fundamental
Peak	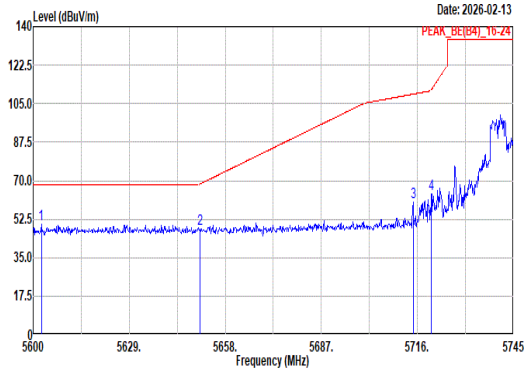 Site : 03CH21-HY Condition: PEAK_BE(B4)_16-24 3m DRH18-E_LE2C03A18EN_250807 HORIZONTAL : RBW:1000.000kHz VBW:3000.000kHz SWT:Auto Freq Level Limit Line Margin Read Level Ant Factor Cable Loss Preamp Factor Aux Factor APos TPos Remark MHz dBuV/m dBuV/m dB dBuV dB/m dB dB dB cm deg 1 5602.47 50.12 68.20 -18.08 38.13 32.91 13.06 34.91 0.93 100 187 Peak 2 5650.46 48.33 68.54 -20.21 36.08 33.10 13.12 34.96 0.99 100 187 Peak 3 5714.70 60.11 109.32 -49.21 47.40 33.49 13.20 35.04 1.06 100 187 Peak 4 5720.21 63.90 111.27 -47.37 51.15 33.52 13.21 35.05 1.07 100 187 Peak	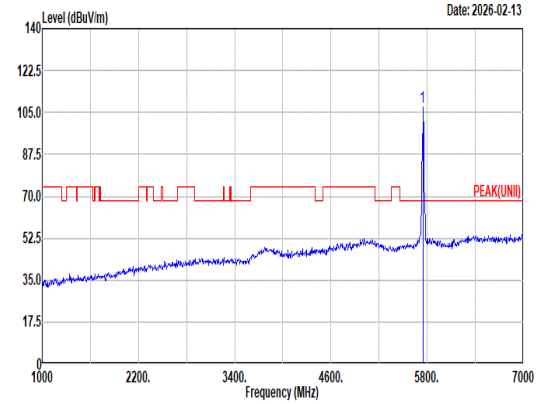 Site : 03CH21-HY Condition: PEAK(UNII) 3m DRH18-E_LE2C03A18EN_250807 HORIZONTAL : RBW:1000.000kHz VBW:3000.000kHz SWT:Auto Freq Level Limit Line Margin Read Level Ant Factor Cable Loss Preamp Factor Aux Factor APos TPos Remark MHz dBuV/m dBuV/m dB dBuV dB/m dB dB dB cm deg 1 5745.00 107.44 ------ ------ 94.50 33.68 13.24 35.08 1.10 100 187 Peak
Avg	Blank	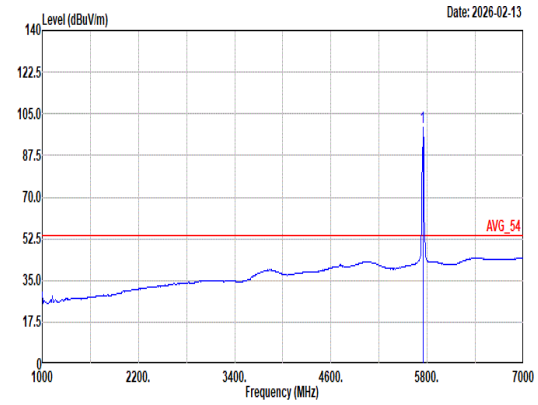 Site : 03CH21-HY Condition: AVG_54 3m DRH18-E_LE2C03A18EN_250807 HORIZONTAL : RBW:1000.000kHz VBW:0.220kHz SWT:Auto Freq Level Limit Line Margin Read Level Ant Factor Cable Loss Preamp Factor Aux Factor APos TPos Remark MHz dBuV/m dBuV/m dB dBuV dB/m dB dB dB cm deg 1 5745.00 99.08 ------ ------ 86.14 33.68 13.24 35.08 1.10 100 187 Average

Mode	13	
	Band Edge	
	U-NII-3_5.725-5.85_802.11ax HE20_CH149_Partial RU 106/53_5745MHz	
ANT	0	
Pol.	Vertical	Fundamental
Peak	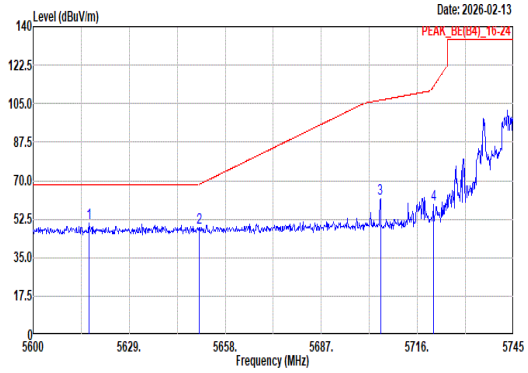 Site : 03CH21-HY Condition: PEAK_BE(B4)_16-24 3m DRH18-E_LE2C03A18EN_250807 VERTICAL : RBW:1000.000kHz VBW:3000.000kHz SWT:Auto Freq Level Limit Line Margin Read Level Ant Factor Cable Loss Preamp Factor Aux Factor APos TPos Remark MHz dBuV/m dBuV/m dB dBuV dB/m dB dB dB cm deg 1 5616.97 50.52 68.20 -17.68 38.44 32.97 13.08 34.92 0.95 100 226 Peak 2 5650.03 48.80 68.22 -19.42 36.55 33.10 13.12 34.96 0.99 100 226 Peak 3 5704.84 61.76 106.56 -44.80 49.12 33.43 13.19 35.03 1.05 100 226 Peak 4 5720.79 59.36 112.59 -53.23 46.61 33.52 13.21 35.05 1.07 100 226 Peak	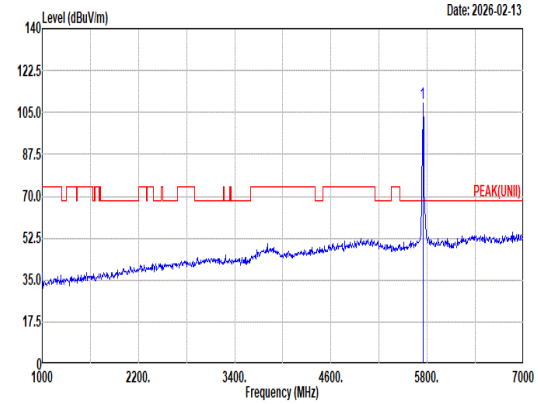 Site : 03CH21-HY Condition: PEAK(UNII) 3m DRH18-E_LE2C03A18EN_250807 VERTICAL : RBW:1000.000kHz VBW:3000.000kHz SWT:Auto Freq Level Limit Line Margin Read Level Ant Factor Cable Loss Preamp Factor Aux Factor APos TPos Remark MHz dBuV/m dBuV/m dB dBuV dB/m dB dB dB cm deg 1 5745.00 109.01 ------ ------ 96.07 33.68 13.24 35.08 1.10 100 226 Peak
Avg	Blank	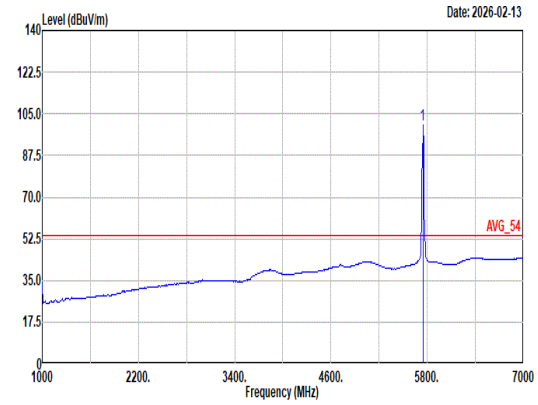 Site : 03CH21-HY Condition: AVG_54 3m DRH18-E_LE2C03A18EN_250807 VERTICAL : RBW:1000.000kHz VBW:0.220kHz SWT:Auto Freq Level Limit Line Margin Read Level Ant Factor Cable Loss Preamp Factor Aux Factor APos TPos Remark MHz dBuV/m dBuV/m dB dBuV dB/m dB dB dB cm deg 1 5745.00 100.11 ------ ------ 87.17 33.68 13.24 35.08 1.10 100 226 Average

Mode	14
	Band Edge - L
	U-NII-3_5.725-5.85_802.11ax HE20_CH157_Full RU_5785MHz
ANT	0

Pol.	Horizontal	Fundamental
Peak	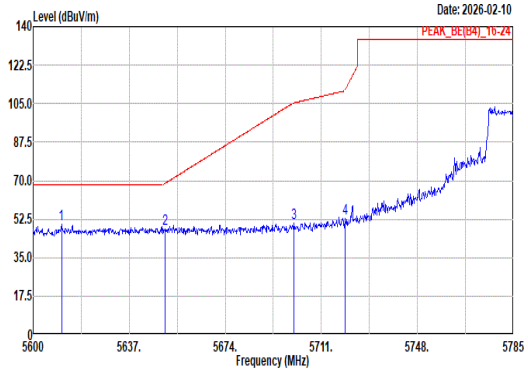 Site : 03CH21-HY Condition: PEAK_BE(B4)_16-24 3m DRH18-E_LE2C03A18EN_250807 HORIZONTAL : RBW:1000.000kHz VBW:3000.000kHz SWT:Auto Freq Level Limit Line Margin Read Level Ant Factor Cable Loss Preamp Factor Aux Factor APos TPos Remark MHz dBuV/m dBuV/m dB dBuV dB/m dB dB dB cm deg 1 5610.92 49.99 68.20 -18.21 37.96 32.94 13.07 34.92 0.94 106 185 Peak 2 5650.88 48.28 68.85 -20.57 36.02 33.11 13.12 34.96 0.99 106 185 Peak 3 5700.46 50.94 105.33 -54.39 38.32 33.40 13.19 35.02 1.05 106 185 Peak 4 5720.25 52.71 111.37 -58.66 39.96 33.52 13.21 35.05 1.07 106 185 Peak	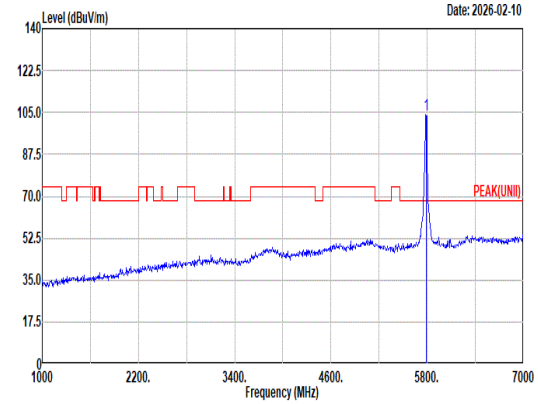 Site : 03CH21-HY Condition: PEAK(UNII) 3m DRH18-E_LE2C03A18EN_250807 HORIZONTAL : RBW:1000.000kHz VBW:3000.000kHz SWT:Auto Freq Level Limit Line Margin Read Level Ant Factor Cable Loss Preamp Factor Aux Factor APos TPos Remark MHz dBuV/m dBuV/m dB dBuV dB/m dB dB dB cm deg 1 5785.00 103.94 ------ ------ 90.90 33.75 13.28 35.12 1.13 106 185 Peak
Avg	Blank	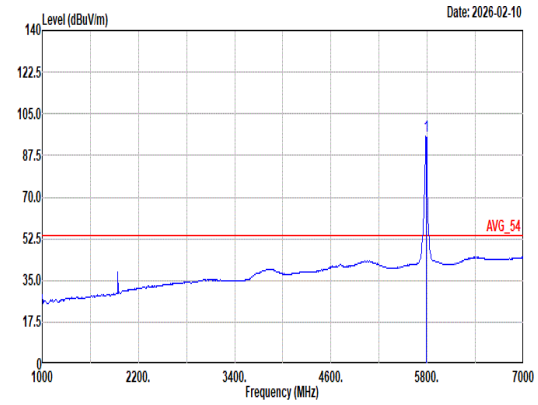 Site : 03CH21-HY Condition: AVG_54 3m DRH18-E_LE2C03A18EN_250807 HORIZONTAL : RBW:1000.000kHz VBW:1.000kHz SWT:Auto Freq Level Limit Line Margin Read Level Ant Factor Cable Loss Preamp Factor Aux Factor APos TPos Remark MHz dBuV/m dBuV/m dB dBuV dB/m dB dB dB cm deg 1 5785.00 95.49 ------ ------ 82.45 33.75 13.28 35.12 1.13 106 185 Average

Mode	14	
	Band Edge - R	
	U-NII-3_5.725-5.85_802.11ax HE20_CH157_Full RU_5785MHz	
ANT	0	
Pol.	Horizontal	Fundamental
Peak	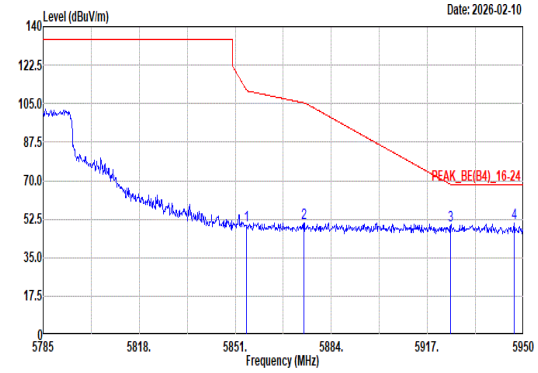 Site : 03CH21-HY Condition: PEAK_BE(B4)_16-24 3m DRH18-E_LE2C03A18EN_250807 HORIZONTAL : RBW:1000.000kHz VBW:3000.000kHz SWT:Auto Limit Read Ant Cable Preamp Aux APos TPos Freq Level Line Margin Level Factor Loss Factor Factor Remark MHz dBuV/m dBuV/m dB dBuV dB/m dB dB dB cm deg 1 5854.80 49.65 111.27 -61.62 36.71 33.70 13.37 35.21 1.08 106 185 Peak 2 5874.60 50.83 105.31 -54.48 37.92 33.70 13.40 35.24 1.05 106 185 Peak 3 5924.92 49.67 68.26 -18.59 36.89 33.65 13.45 35.30 0.98 106 185 Peak 4 5946.87 50.89 68.20 -17.31 38.18 33.61 13.48 35.33 0.95 106 185 Peak	Blank

Mode	14	
	Band Edge - L	
	U-NII-3_5.725-5.85_802.11ax HE20_CH157_Full RU_5785MHz	
ANT	0	
Pol.	Vertical	Fundamental
Peak	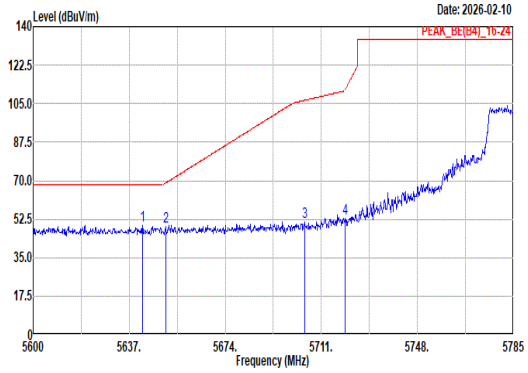 Site : 03CH21-HY Condition: PEAK_BE(B4)_16-24 3m DRH18-E_LE2C03A18EN_250807 VERTICAL : RBW:1000.000kHz VBW:3000.000kHz SWT:Auto Limit Read Ant Cable Preamp Aux APos TPos Freq Level Line Margin Level Factor Loss Factor Factor Remark MHz dBuV/m dBuV/m dB dBuV dB/m dB dB dB cm deg 1 5642.18 49.77 68.20 -18.43 37.56 33.07 13.11 34.95 0.98 106 126 Peak 2 5651.06 49.07 68.99 -19.92 36.81 33.11 13.12 34.96 0.99 106 126 Peak 3 5704.53 51.04 106.47 -55.43 38.40 33.43 13.19 35.03 1.05 106 126 Peak 4 5720.07 52.88 110.95 -58.07 40.13 33.52 13.21 35.05 1.07 106 126 Peak	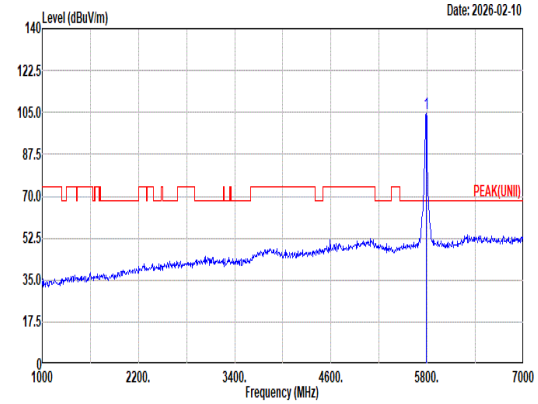 Site : 03CH21-HY Condition: PEAK(UNII) 3m DRH18-E_LE2C03A18EN_250807 VERTICAL : RBW:1000.000kHz VBW:3000.000kHz SWT:Auto Limit Read Ant Cable Preamp Aux APos TPos Freq Level Line Margin Level Factor Loss Factor Factor Remark MHz dBuV/m dBuV/m dB dBuV dB/m dB dB dB cm deg 1 5785.00 104.46 ------ ------ 91.36 33.78 13.30 35.13 1.15 106 126 Peak
Avg	Blank	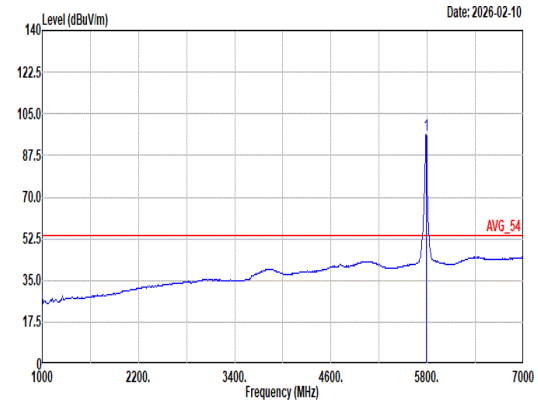 Site : 03CH21-HY Condition: AVG_54 3m DRH18-E_LE2C03A18EN_250807 VERTICAL : RBW:1000.000kHz VBW:1.000kHz SWT:Auto Limit Read Ant Cable Preamp Aux APos TPos Freq Level Line Margin Level Factor Loss Factor Factor Remark MHz dBuV/m dBuV/m dB dBuV dB/m dB dB dB cm deg 1 5785.00 96.28 ------ ------ 83.24 33.75 13.28 35.12 1.13 106 126 Average

Mode	14	
	Band Edge - R	
	U-NII-3_5.725-5.85_802.11ax HE20_CH157_Full RU_5785MHz	
ANT	0	
Pol.	Vertical	Fundamental
Peak	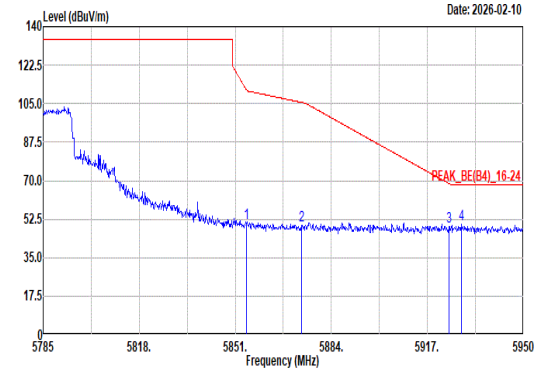 Site : 03CH21-HY Condition: PEAK_BE(B4)_16-24 3m DRH18-E_LE2C03A18EN_250807 VERTICAL : RBW:1000.000kHz VBW:3000.000kHz SWT:Auto Limit Read Ant Cable Preamp Aux APos TPos Freq Level Line Margin Level Factor Loss Factor Factor Remark MHz dBuV/m dBuV/m dB dBuV dB/m dB dB dB cm deg 1 5854.96 50.80 110.89 -60.09 37.86 33.70 13.37 35.21 1.08 106 126 Peak 2 5873.77 49.68 105.54 -55.86 36.78 33.70 13.39 35.24 1.05 106 126 Peak 3 5924.43 49.08 68.62 -19.54 36.30 33.65 13.45 35.30 0.98 106 126 Peak 4 5928.72 49.94 68.20 -18.26 37.17 33.64 13.46 35.30 0.97 106 126 Peak	Blank

Mode	14	
	Harmonic	
	U-NII-3_5.725-5.85_802.11ax HE20_CH157_Full RU_5785MHz	
ANT	0	
Pol.	Horizontal	Vertical
Peak Avg	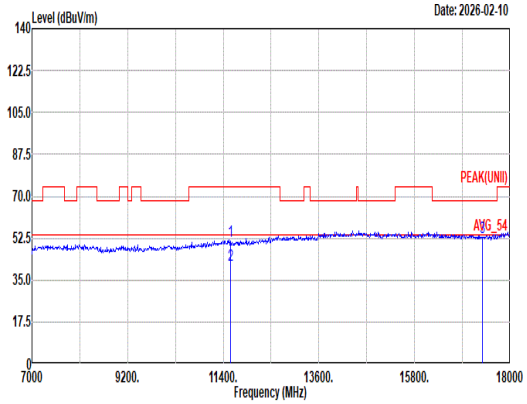 Site : 03CH21-HY Condition: PEAK(UNII) 3m DRH18-E_LE2C03A18EN_250807 HORIZONTAL Freq Level Limit Line Margin Read Level Ant Factor Cable Loss Preamp Factor Aux Factor APos TPos Remark MHz dBuV/m dBuV/m dB dBuV dB/m dB dB dB cm deg 1 11570.00 51.21 74.00 -22.79 32.54 38.46 19.08 40.86 1.99 -- -- Peak 2 11570.00 41.16 54.00 -12.84 22.49 38.46 19.08 40.86 1.99 -- -- Average 3 17355.00 53.03 68.20 -15.17 34.61 39.90 23.72 47.61 2.41 -- -- Peak	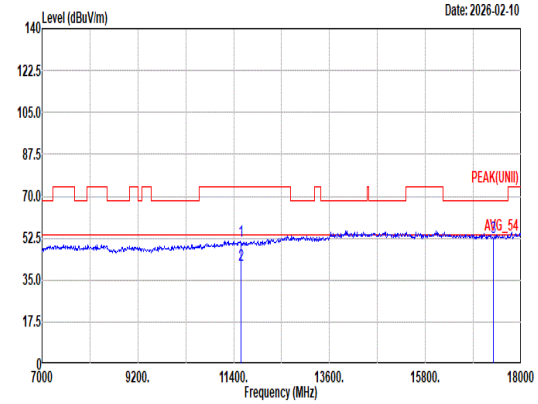 Site : 03CH21-HY Condition: PEAK(UNII) 3m DRH18-E_LE2C03A18EN_250807 VERTICAL Freq Level Limit Line Margin Read Level Ant Factor Cable Loss Preamp Factor Aux Factor APos TPos Remark MHz dBuV/m dBuV/m dB dBuV dB/m dB dB dB cm deg 1 11570.00 51.19 74.00 -22.81 32.52 38.46 19.08 40.86 1.99 -- -- Peak 2 11570.00 41.14 54.00 -12.86 22.47 38.46 19.08 40.86 1.99 -- -- Average 3 17355.00 53.07 68.20 -15.13 34.65 39.90 23.72 47.61 2.41 -- -- Peak

Mode	14	
	Harmonic	
	U-NII-3_5.725-5.85_802.11ax HE20_CH157_Full RU_5785MHz	
ANT	0	
Pol.	Horizontal	Vertical
10.6G ~18G Avg	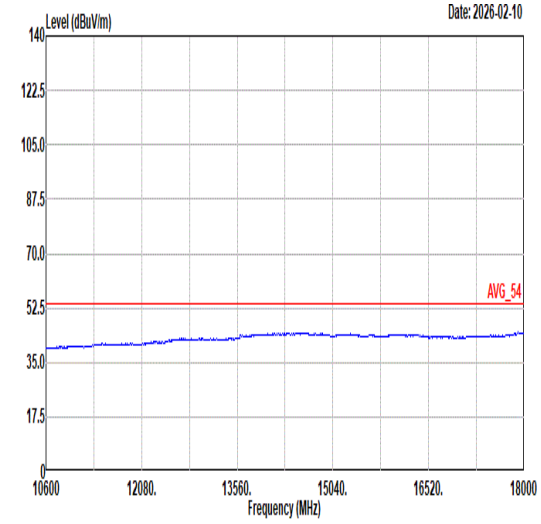 Site : 03CH21-HY Condition: AVG_54 3m DRH18-E_LE2C03A18EN_250807 HORIZONTAL	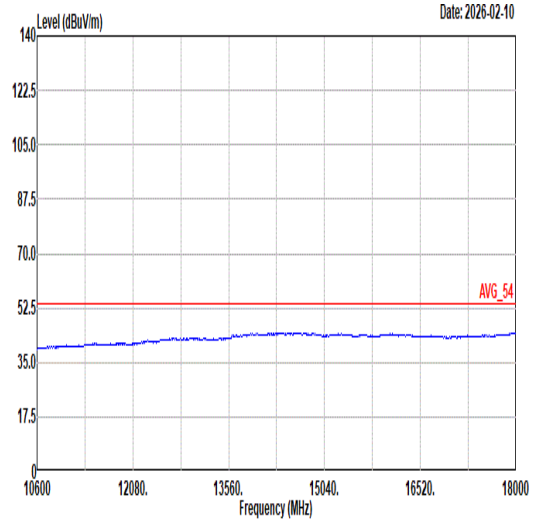 Site : 03CH21-HY Condition: AVG_54 3m DRH18-E_LE2C03A18EN_250807 VERTICAL

Mode	15	
	Band Edge	
	U-NII-3_5.725-5.85_802.11ax HE20_CH165_Full RU_5825MHz	
ANT	0	
Pol.	Horizontal	Fundamental
Peak	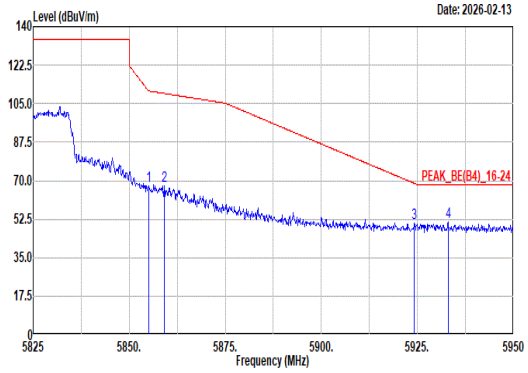 Site : 03CH21-HY Condition: PEAK_BE(B4)_16-24 3m DRH18-E_LE2C03A18EN_250807 HORIZONTAL : RBW:1000.000kHz VBW:3000.000kHz SWT:Auto Freq Level Limit Line Margin Read Level Ant Factor Cable Loss Preamp Factor Aux Factor APos TPos Remark MHz dBuV/m dBuV/m dB dBuV dB/m dB dB dB cm deg 1 5855.00 67.37 110.80 -43.43 54.43 33.70 13.37 35.21 1.08 100 181 Peak 2 5859.13 67.76 109.64 -41.88 54.83 33.70 13.38 35.22 1.07 100 181 Peak 3 5924.25 50.68 68.75 -18.07 37.90 33.65 13.45 35.30 0.98 100 181 Peak 4 5933.00 51.07 68.20 -17.13 38.32 33.63 13.46 35.31 0.97 100 181 Peak	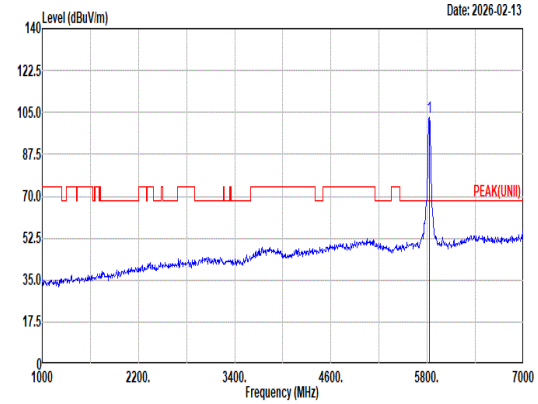 Site : 03CH21-HY Condition: PEAK(UNII) 3m DRH18-E_LE2C03A18EN_250807 HORIZONTAL : RBW:1000.000kHz VBW:3000.000kHz SWT:Auto Freq Level Limit Line Margin Read Level Ant Factor Cable Loss Preamp Factor Aux Factor APos TPos Remark MHz dBuV/m dBuV/m dB dBuV dB/m dB dB dB cm deg 1 5825.00 102.77 ------ ------ 89.73 33.75 13.34 35.18 1.13 100 181 Peak
Avg	Blank	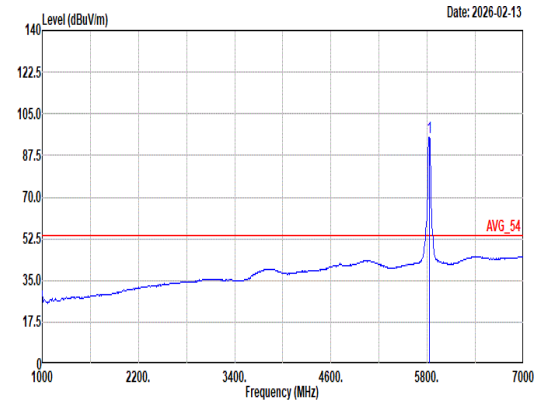 Site : 03CH21-HY Condition: AVG_54 3m DRH18-E_LE2C03A18EN_250807 HORIZONTAL : RBW:1000.000kHz VBW:1.000kHz SWT:Auto Freq Level Limit Line Margin Read Level Ant Factor Cable Loss Preamp Factor Aux Factor APos TPos Remark MHz dBuV/m dBuV/m dB dBuV dB/m dB dB dB cm deg 1 5825.00 95.22 ------ ------ 82.20 33.74 13.34 35.18 1.12 100 181 Average	

Mode	15	
	Band Edge	
	U-NII-3_5.725-5.85_802.11ax HE20_CH165_Full RU_5825MHz	
ANT	0	
Pol.	Vertical	Fundamental
Peak	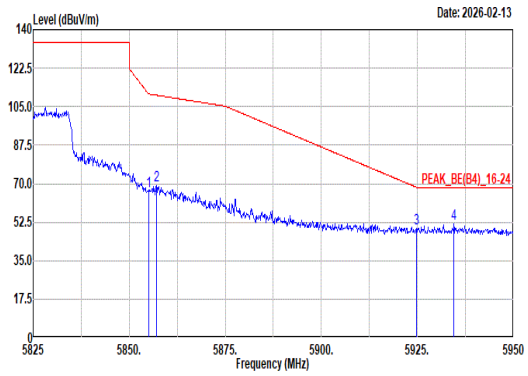 Site : 03CH21-HY Condition: PEAK_BE(B4)_16-24 3m DRH18-E_LE2C03A18EN_250807 VERTICAL : RBW:1000.000kHz VBW:3000.000kHz SWT:Auto Freq Level Limit Line Margin Read Level Ant Factor Cable Loss Preamp Factor Aux Factor APos TPos Remark MHz dBuV/m dBuV/m dB dBuV dB/m dB dB dB cm deg 1 5855.00 66.59 110.80 -44.21 53.65 33.70 13.37 35.21 1.08 100 211 Peak 2 5857.13 69.13 110.20 -41.07 56.19 33.70 13.38 35.22 1.08 100 211 Peak 3 5924.75 49.79 68.38 -18.59 37.01 33.65 13.45 35.30 0.98 100 211 Peak 4 5934.50 51.71 68.20 -16.49 38.97 33.63 13.46 35.31 0.96 100 211 Peak	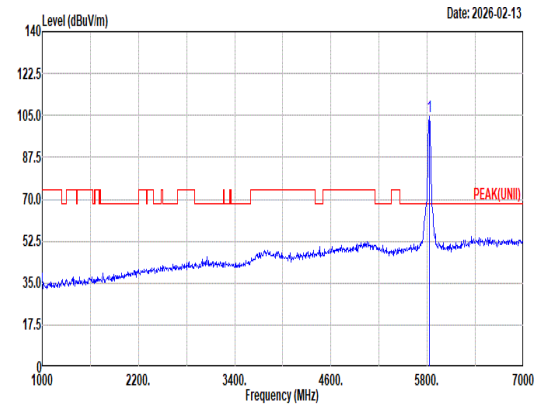 Site : 03CH21-HY Condition: PEAK(UNII) 3m DRH18-E_LE2C03A18EN_250807 VERTICAL : RBW:1000.000kHz VBW:3000.000kHz SWT:Auto Freq Level Limit Line Margin Read Level Ant Factor Cable Loss Preamp Factor Aux Factor APos TPos Remark MHz dBuV/m dBuV/m dB dBuV dB/m dB dB dB cm deg 1 5825.00 104.63 ------ ------ 91.59 33.75 13.34 35.18 1.13 100 211 Peak
Avg	Blank	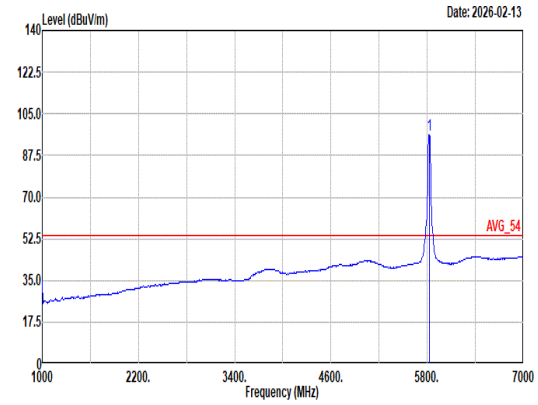 Site : 03CH21-HY Condition: AVG_54 3m DRH18-E_LE2C03A18EN_250807 VERTICAL : RBW:1000.000kHz VBW:1.000kHz SWT:Auto Freq Level Limit Line Margin Read Level Ant Factor Cable Loss Preamp Factor Aux Factor APos TPos Remark MHz dBuV/m dBuV/m dB dBuV dB/m dB dB dB cm deg 1 5825.00 96.31 ------ ------ 83.27 33.75 13.34 35.18 1.13 100 211 Average	

Mode	15	
	Harmonic	
	U-NII-3_5.725-5.85_802.11ax HE20_CH165_Full RU_5825MHz	
ANT	0	
Pol.	Horizontal	Vertical
Peak Avg	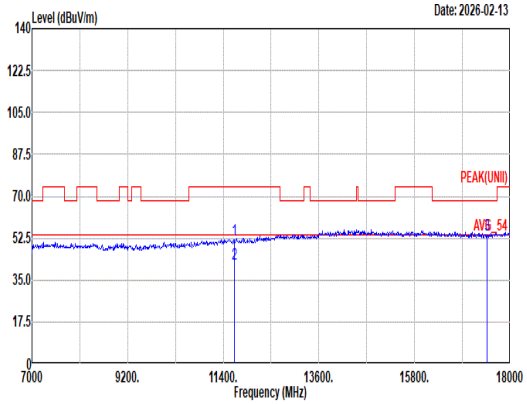 Site : 03CH21-HY Condition: PEAK(UNII) 3m DRH18-E_LE2C03A18EN_250807 HORIZONTAL Freq Level Limit Line Margin Read Level Ant Factor Cable Loss Preamp Factor Aux Factor APos TPos Remark MHz dBuV/m dBuV/m dB dBuV dB/m dB dB dB cm deg 1 11650.00 51.76 74.00 -22.24 33.15 38.40 19.15 40.95 2.01 -- -- Peak 2 11650.00 41.53 54.00 -12.47 22.92 38.40 19.15 40.95 2.01 -- -- Average 3 17475.00 53.86 68.20 -14.34 35.55 39.90 23.81 47.84 2.44 -- -- Peak	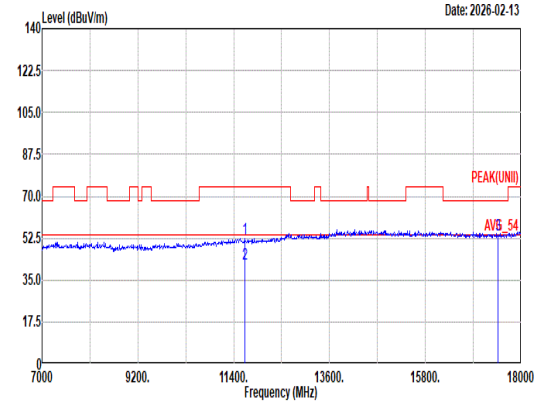 Site : 03CH21-HY Condition: PEAK(UNII) 3m DRH18-E_LE2C03A18EN_250807 VERTICAL Freq Level Limit Line Margin Read Level Ant Factor Cable Loss Preamp Factor Aux Factor APos TPos Remark MHz dBuV/m dBuV/m dB dBuV dB/m dB dB dB cm deg 1 11650.00 52.12 74.00 -21.88 33.51 38.40 19.15 40.95 2.01 -- -- Peak 2 11650.00 41.74 54.00 -12.26 23.13 38.40 19.15 40.95 2.01 -- -- Average 3 17475.00 53.76 68.20 -14.44 35.45 39.90 23.81 47.84 2.44 -- -- Peak

Mode	15	
	Harmonic	
	U-NII-3_5.725-5.85_802.11ax HE20_CH165_Full RU_5825MHz	
ANT	0	
Pol.	Horizontal	Vertical
10.6G ~18G Avg	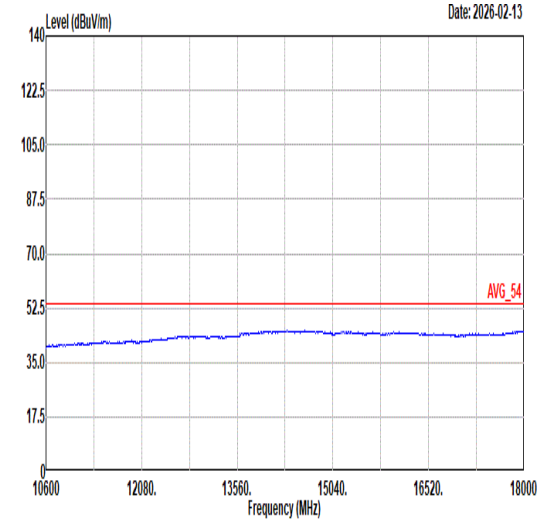 Site : 03CH21-HY Condition: AVG_54 3m DRH18-E_LE2C03A18EN_250807 HORIZONTAL	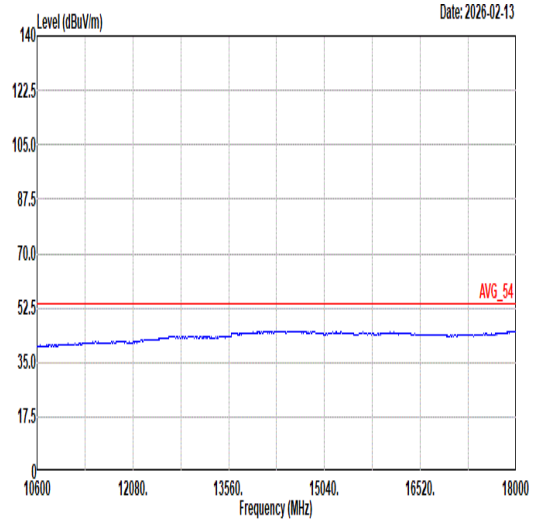 Site : 03CH21-HY Condition: AVG_54 3m DRH18-E_LE2C03A18EN_250807 VERTICAL

Mode	16	
	Band Edge	
	U-NII-3_5.725-5.85_802.11ax HE20_CH165_Partial RU 26/8_5825MHz	
ANT	0	
Pol.	Horizontal	Fundamental
Peak	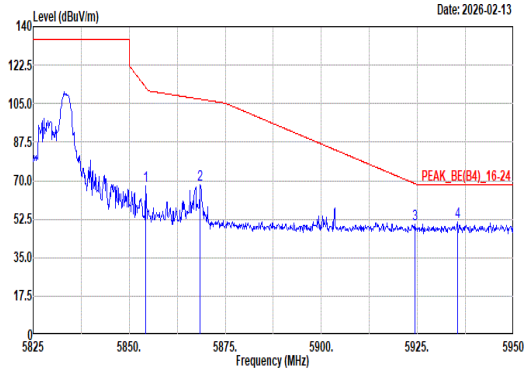 Site : 03CH21-HY Condition: PEAK_BE(B4)_16-24 3m DRH18-E_LE2C03A18EN_250807 HORIZONTAL : RBW:1000.000kHz VBW:3000.000kHz SWT:Auto Freq Level Limit Line Margin Read Level Ant Factor Cable Loss Preamp Factor Aux Factor APos TPos Remark MHz dBuV/m dBuV/m dB dBuV dB/m dB dB dB cm deg 1 5854.25 67.76 112.51 -44.75 54.82 33.70 13.37 35.21 1.08 107 180 Peak 2 5868.50 68.12 107.02 -38.90 55.20 33.70 13.39 35.23 1.06 107 180 Peak 3 5924.38 50.20 68.66 -18.46 37.42 33.65 13.45 35.30 0.98 107 180 Peak 4 5935.38 51.12 68.20 -17.08 38.37 33.63 13.47 35.31 0.96 107 180 Peak	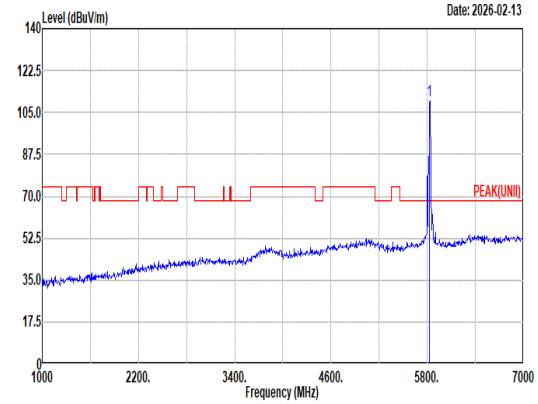 Site : 03CH21-HY Condition: PEAK(UNII) 3m DRH18-E_LE2C03A18EN_250807 HORIZONTAL : RBW:1000.000kHz VBW:3000.000kHz SWT:Auto Freq Level Limit Line Margin Read Level Ant Factor Cable Loss Preamp Factor Aux Factor APos TPos Remark MHz dBuV/m dBuV/m dB dBuV dB/m dB dB dB cm deg 1 5825.00 109.88 ------ ------ 96.88 33.73 13.35 35.19 1.11 107 180 Peak
Avg	Blank	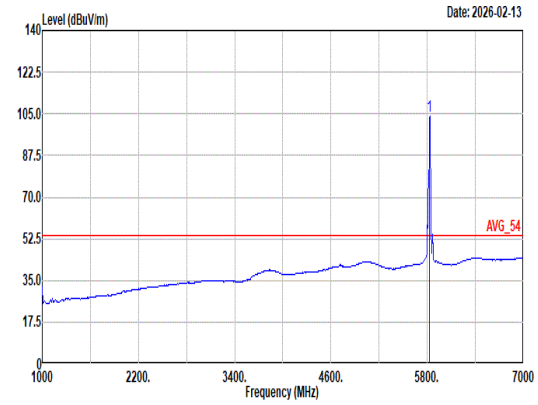 Site : 03CH21-HY Condition: AVG_54 3m DRH18-E_LE2C03A18EN_250807 HORIZONTAL : RBW:1000.000kHz VBW:0.200kHz SWT:Auto Freq Level Limit Line Margin Read Level Ant Factor Cable Loss Preamp Factor Aux Factor APos TPos Remark MHz dBuV/m dBuV/m dB dBuV dB/m dB dB dB cm deg 1 5825.00 104.10 ------ ------ 91.10 33.73 13.35 35.19 1.11 107 180 Average

Mode	16	
	Band Edge	
	U-NII-3_5.725-5.85_802.11ax HE20_CH165_Partial RU 26/8_5825MHz	
ANT	0	
Pol.	Vertical	Fundamental
Peak	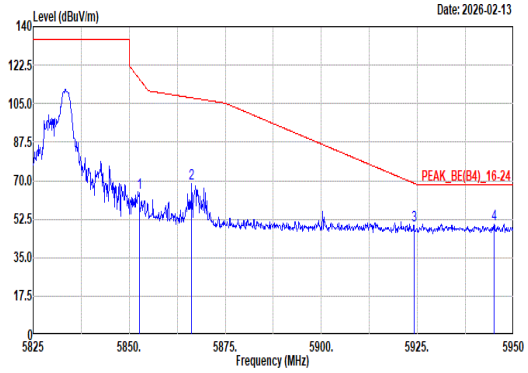 Site : 03CH21-HY Condition: PEAK_BE(B4)_16-24 3m DRH18-E_LE2C03A18EN_250807 VERTICAL : RBW:1000.000kHz VBW:3000.000kHz SWT:Auto Freq Level Limit Line Margin Read Level Ant Factor Cable Loss Preamp Factor Aux Factor APos TPos Remark MHz dBuV/m dBuV/m dB dBuV dB/m dB dB dB cm deg 1 5852.63 64.54 116.21 -51.67 51.60 33.70 13.37 35.21 1.08 100 219 Peak 2 5866.25 68.59 107.65 -39.06 55.67 33.70 13.39 35.23 1.06 100 219 Peak 3 5924.13 49.70 68.84 -19.14 36.92 33.65 13.45 35.30 0.98 100 219 Peak 4 5945.00 50.01 68.20 -18.19 37.29 33.61 13.48 35.32 0.95 100 219 Peak	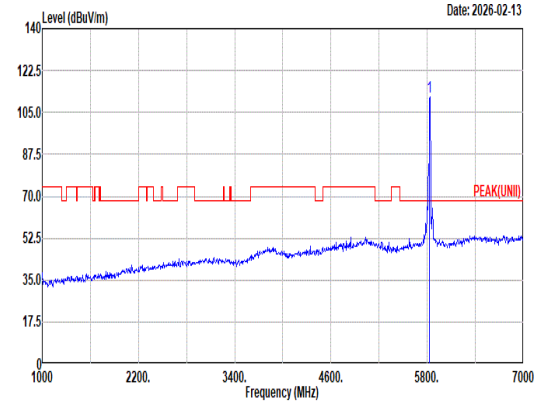 Site : 03CH21-HY Condition: PEAK(UNII) 3m DRH18-E_LE2C03A18EN_250807 VERTICAL : RBW:1000.000kHz VBW:3000.000kHz SWT:Auto Freq Level Limit Line Margin Read Level Ant Factor Cable Loss Preamp Factor Aux Factor APos TPos Remark MHz dBuV/m dBuV/m dB dBuV dB/m dB dB dB cm deg 1 5825.00 111.25 ------ ------ 98.25 33.73 13.35 35.19 1.11 100 219 Peak
Avg	Blank	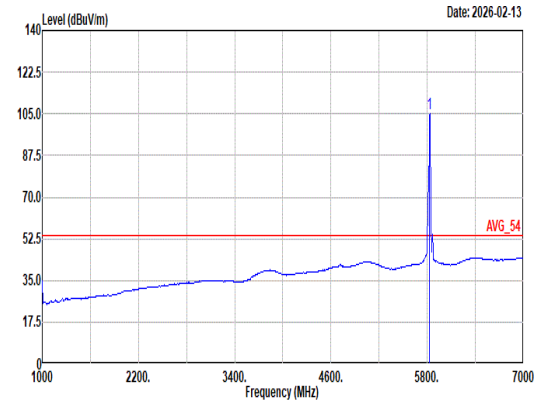 Site : 03CH21-HY Condition: AVG_54 3m DRH18-E_LE2C03A18EN_250807 VERTICAL : RBW:1000.000kHz VBW:0.200kHz SWT:Auto Freq Level Limit Line Margin Read Level Ant Factor Cable Loss Preamp Factor Aux Factor APos TPos Remark MHz dBuV/m dBuV/m dB dBuV dB/m dB dB dB cm deg 1 5825.00 105.22 ------ ------ 92.22 33.73 13.35 35.19 1.11 100 219 Average

Mode	17	
	Band Edge	
	U-NII-3_5.725-5.85_802.11ax HE20_CH165_Partial RU 52/40_5825MHz	
ANT	0	
Pol.	Horizontal	Fundamental
Peak	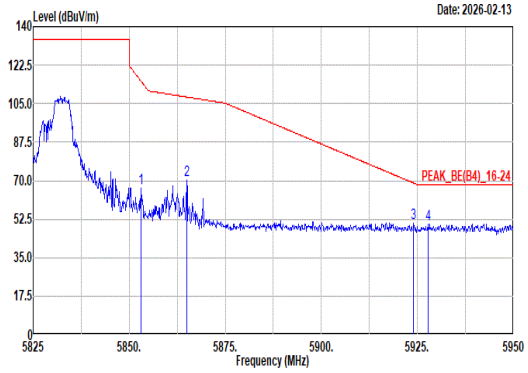 Site : 03CH21-HY Condition: PEAK_BE(B4)_16-24 3m DRH18-E_LE2C03A18EN_250807 HORIZONTAL : RBW:1000.000kHz VBW:3000.000kHz SWT:Auto Freq Level Limit Line Margin Read Level Ant Factor Cable Loss Preamp Factor Aux Factor APos TPos Remark MHz dBuV/m dBuV/m dB dBuV dB/m dB dB dB cm deg 1 5853.13 66.46 115.07 -48.61 53.52 33.70 13.37 35.21 1.08 115 190 Peak 2 5865.00 70.48 108.00 -37.52 57.56 33.70 13.38 35.23 1.07 115 190 Peak 3 5924.00 50.83 68.94 -18.11 38.05 33.65 13.45 35.30 0.98 115 190 Peak 4 5927.88 50.28 68.20 -17.92 37.51 33.64 13.46 35.30 0.97 115 190 Peak	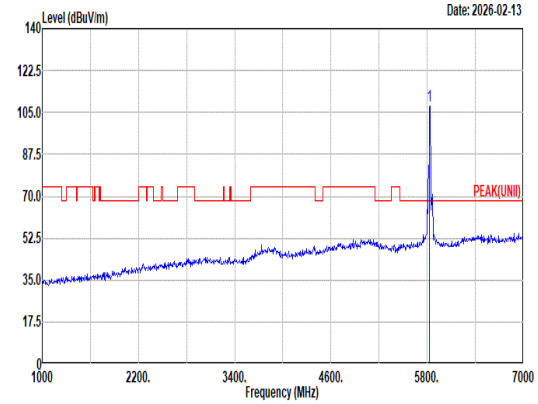 Site : 03CH21-HY Condition: PEAK(UNII) 3m DRH18-E_LE2C03A18EN_250807 HORIZONTAL : RBW:1000.000kHz VBW:3000.000kHz SWT:Auto Freq Level Limit Line Margin Read Level Ant Factor Cable Loss Preamp Factor Aux Factor APos TPos Remark MHz dBuV/m dBuV/m dB dBuV dB/m dB dB dB cm deg 1 5825.00 107.83 ------ ------ 94.83 33.73 13.35 35.19 1.11 115 190 Peak
Avg	Blank	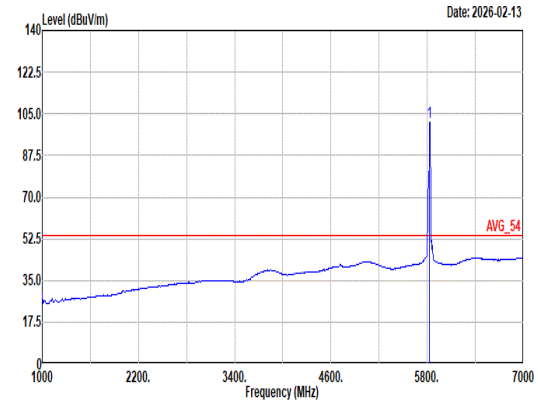 Site : 03CH21-HY Condition: AVG_54 3m DRH18-E_LE2C03A18EN_250807 HORIZONTAL : RBW:1000.000kHz VBW:0.200kHz SWT:Auto Freq Level Limit Line Margin Read Level Ant Factor Cable Loss Preamp Factor Aux Factor APos TPos Remark MHz dBuV/m dBuV/m dB dBuV dB/m dB dB dB cm deg 1 5825.00 101.33 ------ ------ 88.31 33.74 13.34 35.18 1.12 115 190 Average

Mode	17	
	Band Edge	
	U-NII-3_5.725-5.85_802.11ax HE20_CH165_Partial RU 52/40_5825MHz	
ANT	0	
Pol.	Vertical	Fundamental
Peak	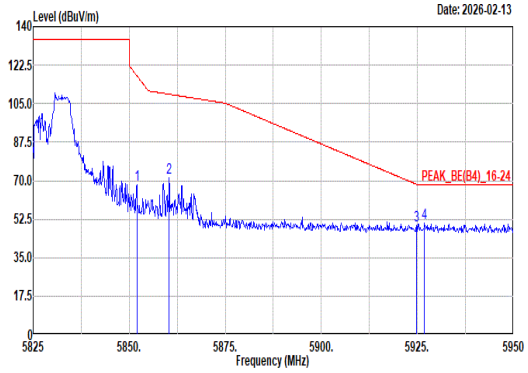 Site : 03CH21-HY Condition: PEAK_BE(B4)_16-24 3m DRH18-E_LE2C03A18EN_250807 VERTICAL : RBW:1000.000kHz VBW:3000.000kHz SWT:Auto Freq Level Limit Line Margin Read Level Ant Factor Cable Loss Preamp Factor Aux Factor APos TPos Remark MHz dBuV/m dBuV/m dB dBuV dB/m dB dB dB cm deg 1 5852.00 67.97 117.64 -49.67 55.03 33.70 13.37 35.21 1.08 100 219 Peak 2 5860.38 71.46 109.29 -37.83 58.53 33.70 13.38 35.22 1.07 100 219 Peak 3 5924.75 49.88 68.38 -18.50 37.10 33.65 13.45 35.30 0.98 100 219 Peak 4 5926.88 50.88 68.20 -17.32 38.09 33.65 13.46 35.30 0.98 100 219 Peak	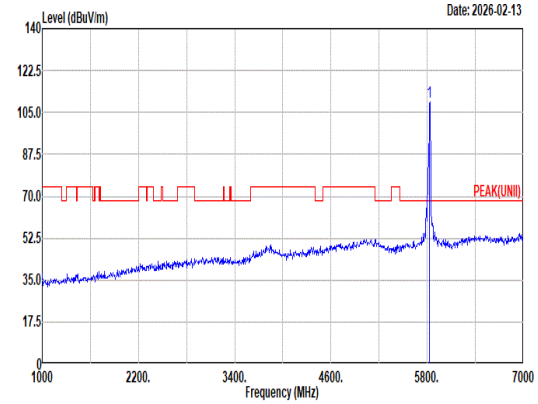 Site : 03CH21-HY Condition: PEAK(UNII) 3m DRH18-E_LE2C03A18EN_250807 VERTICAL : RBW:1000.000kHz VBW:3000.000kHz SWT:Auto Freq Level Limit Line Margin Read Level Ant Factor Cable Loss Preamp Factor Aux Factor APos TPos Remark MHz dBuV/m dBuV/m dB dBuV dB/m dB dB dB cm deg 1 5825.00 109.25 ------ ------ 96.25 33.73 13.35 35.19 1.11 100 219 Peak
Avg	Blank	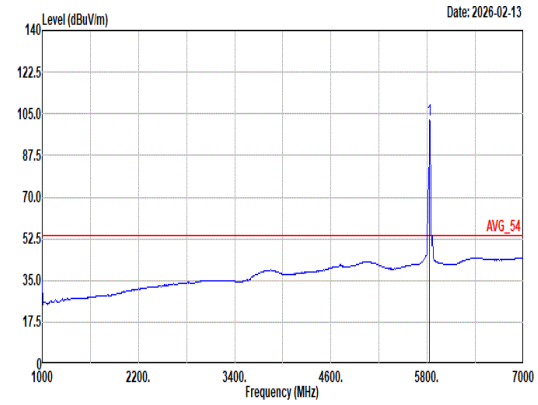 Site : 03CH21-HY Condition: AVG_54 3m DRH18-E_LE2C03A18EN_250807 VERTICAL : RBW:1000.000kHz VBW:0.200kHz SWT:Auto Freq Level Limit Line Margin Read Level Ant Factor Cable Loss Preamp Factor Aux Factor APos TPos Remark MHz dBuV/m dBuV/m dB dBuV dB/m dB dB dB cm deg 1 5825.00 102.39 ------ ------ 89.37 33.74 13.34 35.18 1.12 100 219 Average	

Mode	18	
	Band Edge	
	U-NII-3_5.725-5.85_802.11ax HE20_CH165_Partial RU 106/54_5825MHz	
ANT	0	
Pol.	Horizontal	Fundamental
Peak	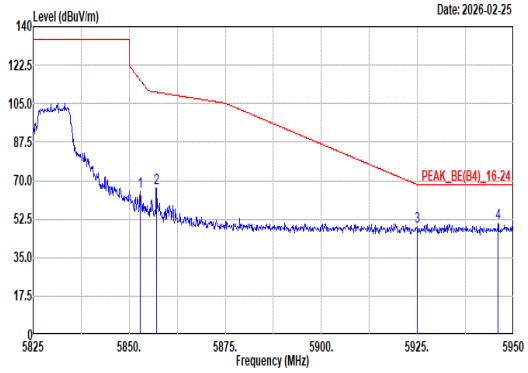 Site : 03CH21-HY Condition: PEAK_BE(B4)_16-24 3m DRH18-E_LE2C03A18EN_250807 HORIZONTAL : RBW:1000.000kHz VBW:3000.000kHz SWT:Auto Freq Level Limit Line Margin Read Level Ant Factor Cable Loss Preamp Factor Aux Factor APos TPos Remark MHz dBuV/m dBuV/m dB dBuV dB/m dB dB dB cm deg 1 5852.88 65.05 115.64 -50.59 52.11 33.70 13.37 35.21 1.08 100 190 Peak 2 5857.13 66.50 110.20 -43.70 53.56 33.70 13.38 35.22 1.08 100 190 Peak 3 5924.88 48.98 68.29 -19.31 36.20 33.65 13.45 35.30 0.98 100 190 Peak 4 5946.00 50.56 68.20 -17.64 37.84 33.61 13.48 35.32 0.95 100 190 Peak	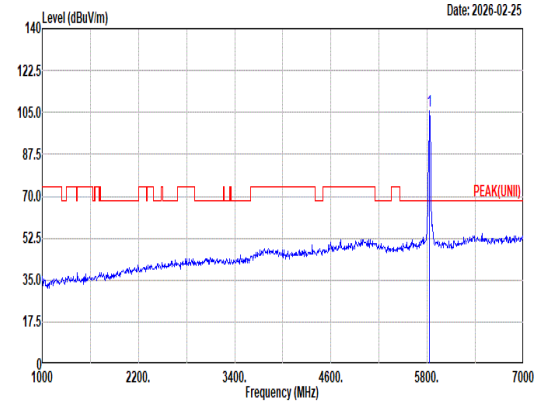 Site : 03CH21-HY Condition: PEAK(UNII) 3m DRH18-E_LE2C03A18EN_250807 HORIZONTAL : RBW:1000.000kHz VBW:3000.000kHz SWT:Auto Freq Level Limit Line Margin Read Level Ant Factor Cable Loss Preamp Factor Aux Factor APos TPos Remark MHz dBuV/m dBuV/m dB dBuV dB/m dB dB dB cm deg 1 5825.00 105.79 ------ ------ 92.77 33.74 13.34 35.18 1.12 100 190 Peak
Avg	Blank	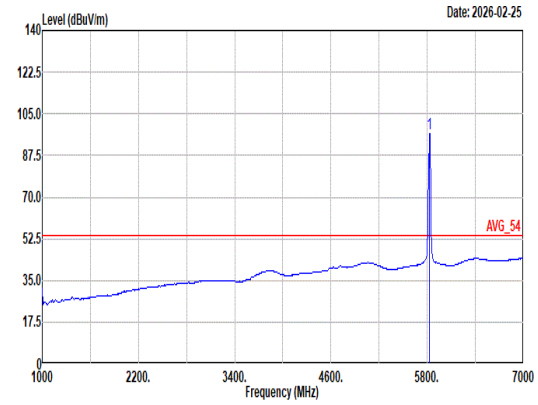 Site : 03CH21-HY Condition: AVG_54 3m DRH18-E_LE2C03A18EN_250807 HORIZONTAL : RBW:1000.000kHz VBW:0.220kHz SWT:Auto Freq Level Limit Line Margin Read Level Ant Factor Cable Loss Preamp Factor Aux Factor APos TPos Remark MHz dBuV/m dBuV/m dB dBuV dB/m dB dB dB cm deg 1 5825.00 96.86 ------ ------ 83.84 33.74 13.34 35.18 1.12 100 190 Average

Mode	18	
	Band Edge	
	U-NII-3_5.725-5.85_802.11ax HE20_CH165_Partial RU 106/54_5825MHz	
ANT	0	
Pol.	Vertical	Fundamental
Peak	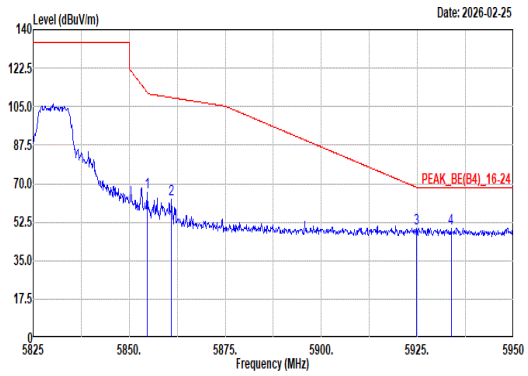 Site : 03CH21-HY Condition: PEAK_BE(B4)_16-24 3m DRH18-E_LE2C03A18EN_250807 VERTICAL : RBW:1000.000kHz VBW:3000.000kHz SWT:Auto Freq Level Limit Line Margin Read Level Ant Factor Cable Loss Preamp Factor Aux Factor APos TPos Remark MHz dBuV/m dBuV/m dB dBuV dB/m dB dB dB cm deg 1 5854.63 66.24 111.65 -45.41 53.30 33.70 13.37 35.21 1.08 100 224 Peak 2 5861.00 62.81 109.12 -46.31 49.88 33.70 13.38 35.22 1.07 100 224 Peak 3 5924.75 49.55 68.38 -18.83 36.77 33.65 13.45 35.30 0.98 100 224 Peak 4 5933.75 49.91 68.20 -18.29 37.16 33.63 13.46 35.31 0.97 100 224 Peak	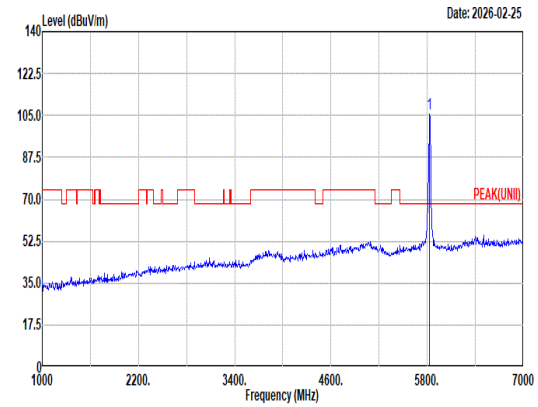 Site : 03CH21-HY Condition: PEAK(UNII) 3m DRH18-E_LE2C03A18EN_250807 VERTICAL : RBW:1000.000kHz VBW:3000.000kHz SWT:Auto Freq Level Limit Line Margin Read Level Ant Factor Cable Loss Preamp Factor Aux Factor APos TPos Remark MHz dBuV/m dBuV/m dB dBuV dB/m dB dB dB cm deg 1 5825.00 105.85 ------ ------ 92.83 33.74 13.34 35.18 1.12 100 224 Peak
Avg	Blank	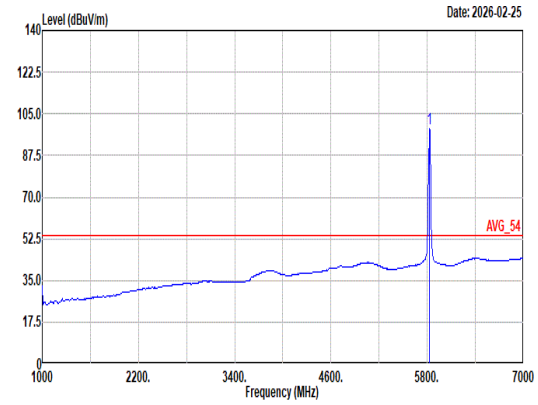 Site : 03CH21-HY Condition: AVG_54 3m DRH18-E_LE2C03A18EN_250807 VERTICAL : RBW:1000.000kHz VBW:0.220kHz SWT:Auto Freq Level Limit Line Margin Read Level Ant Factor Cable Loss Preamp Factor Aux Factor APos TPos Remark MHz dBuV/m dBuV/m dB dBuV dB/m dB dB dB cm deg 1 5825.00 98.99 ------ ------ 85.97 33.74 13.34 35.18 1.12 100 224 Average

Mode	19	
	Band Edge - L	
	U-NII-3_5.725-5.85_802.11ax HE40_CH151_Full RU_5755MHz	
ANT	0	
Pol.	Horizontal	Fundamental
Peak	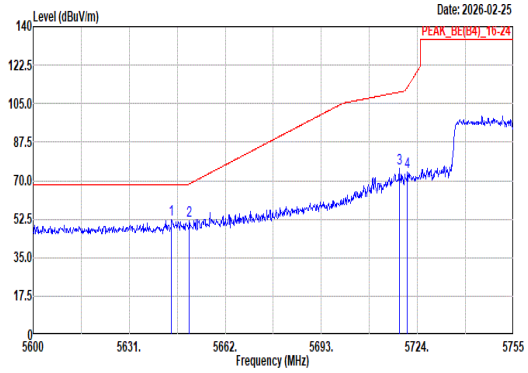 Site : 03CH21-HY Condition: PEAK_BE(B4)_16-24 3m DRH18-E_LE2C03A18EN_250807 HORIZONTAL : RBW:1000.000kHz VBW:3000.000kHz SWT:Auto Freq Level Limit Line Margin Read Level Ant Factor Cable Loss Preamp Factor Aux Factor APos TPos Remark MHz dBuV/m dBuV/m dB dBuV dB/m dB dB dB cm deg 1 5644.64 52.05 68.20 -16.15 39.83 33.08 13.12 34.96 0.98 100 185 Peak 2 5650.38 51.91 68.48 -16.57 39.66 33.10 13.12 34.96 0.99 100 185 Peak 3 5718.11 75.32 110.27 -34.95 62.58 33.51 13.21 35.05 1.07 100 185 Peak 4 5720.75 73.74 112.50 -38.76 60.99 33.52 13.21 35.05 1.07 100 185 Peak	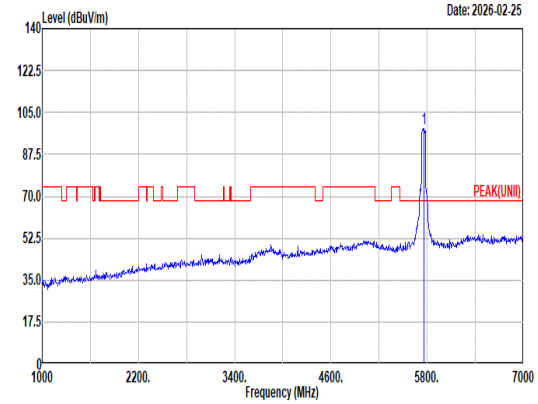 Site : 03CH21-HY Condition: PEAK(UNII) 3m DRH18-E_LE2C03A18EN_250807 HORIZONTAL : RBW:1000.000kHz VBW:3000.000kHz SWT:Auto Freq Level Limit Line Margin Read Level Ant Factor Cable Loss Preamp Factor Aux Factor APos TPos Remark MHz dBuV/m dBuV/m dB dBuV dB/m dB dB dB cm deg 1 5755.00 98.20 ------ ------ 85.24 33.70 13.25 35.09 1.10 100 185 Peak
Avg	Blank	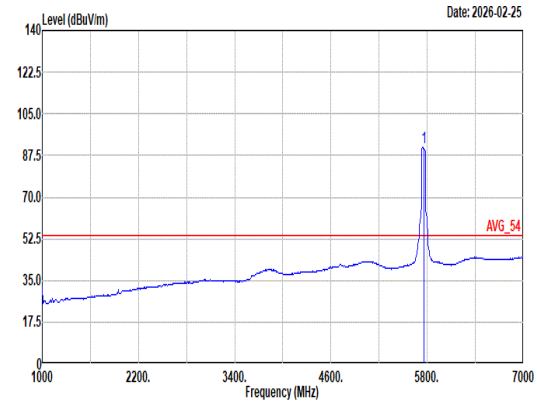 Site : 03CH21-HY Condition: AVG_54 3m DRH18-E_LE2C03A18EN_250807 HORIZONTAL : RBW:1000.000kHz VBW:1.000kHz SWT:Auto Freq Level Limit Line Margin Read Level Ant Factor Cable Loss Preamp Factor Aux Factor APos TPos Remark MHz dBuV/m dBuV/m dB dBuV dB/m dB dB dB cm deg 1 5755.00 90.87 ------ ------ 77.98 33.64 13.23 35.07 1.09 100 185 Average

Mode	19	
	Band Edge - R	
	U-NII-3_5.725-5.85_802.11ax HE40_CH151_Full RU_5755MHz	
ANT	0	
Pol.	Horizontal	Fundamental
Peak	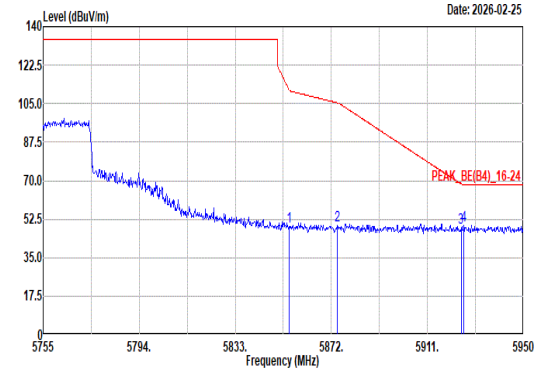 Site : 03CH21-HY Condition: PEAK_BE(B4)_16-24 3m DRH18-E_LE2C03A18EN_250807 HORIZONTAL : RBW:1000.000kHz VBW:3000.000kHz SWT:Auto Limit Read Ant Cable Preamp Aux APos TPos Freq Level Line Margin Level Factor Loss Factor Factor Remark MHz dBuV/m dBuV/m dB dBuV dB/m dB dB dB cm deg 1 5854.84 49.04 111.16 -62.12 36.10 33.70 13.37 35.21 1.08 100 185 Peak 2 5874.54 49.51 105.33 -55.82 36.60 33.70 13.40 35.24 1.05 100 185 Peak 3 5924.65 48.73 68.46 -19.73 35.95 33.65 13.45 35.30 0.98 100 185 Peak 4 5925.82 49.64 68.20 -18.56 36.86 33.65 13.45 35.30 0.98 100 185 Peak	Blank

Mode	19	
	Band Edge - L	
	U-NII-3_5.725-5.85_802.11ax HE40_CH151_Full RU_5755MHz	
ANT	0	
Pol.	Vertical	Fundamental
Peak	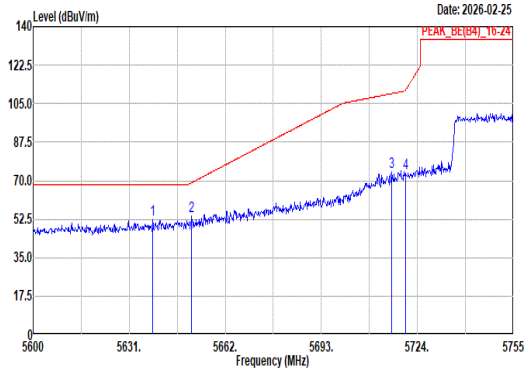 Site : 03CH21-HY Condition: PEAK_BE(B4)_16-24 3m DRH18-E_LE2C03A18EN_250807 VERTICAL : RBW:1000.000kHz VBW:3000.000kHz SWT:Auto Freq Level Limit Line Margin Read Level Ant Factor Cable Loss Preamp Factor Aux Factor APos TPos Remark MHz dBuV/m dBuV/m dB dBuV dB/m dB dB dB cm deg 1 5638.60 52.08 68.20 -16.12 39.90 33.05 13.11 34.95 0.97 111 226 Peak 2 5651.15 53.91 69.05 -15.14 41.65 33.11 13.12 34.96 0.99 111 226 Peak 3 5715.79 74.11 109.62 -35.51 61.40 33.49 13.20 35.04 1.06 111 226 Peak 4 5720.28 73.55 111.44 -37.89 60.80 33.52 13.21 35.05 1.07 111 226 Peak	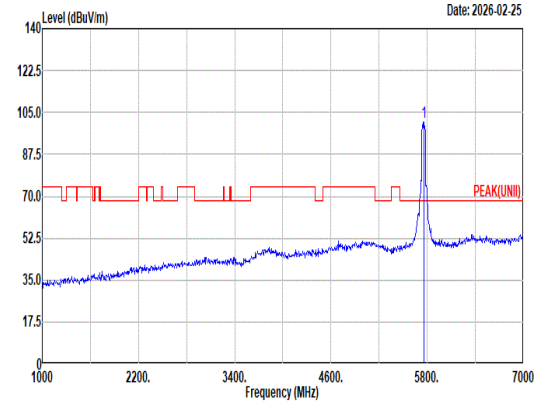 Site : 03CH21-HY Condition: PEAK(UNII) 3m DRH18-E_LE2C03A18EN_250807 VERTICAL : RBW:1000.000kHz VBW:3000.000kHz SWT:Auto Freq Level Limit Line Margin Read Level Ant Factor Cable Loss Preamp Factor Aux Factor APos TPos Remark MHz dBuV/m dBuV/m dB dBuV dB/m dB dB dB cm deg 1 5755.00 100.78 ------ ------ 87.84 33.68 13.24 35.08 1.10 111 226 Peak
Avg	Blank	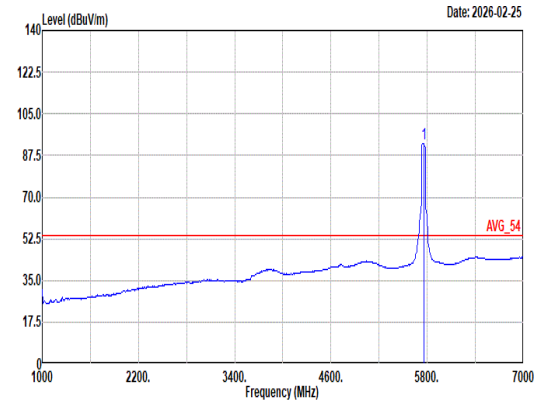 Site : 03CH21-HY Condition: AVG_54 3m DRH18-E_LE2C03A18EN_250807 VERTICAL : RBW:1000.000kHz VBW:1.000kHz SWT:Auto Freq Level Limit Line Margin Read Level Ant Factor Cable Loss Preamp Factor Aux Factor APos TPos Remark MHz dBuV/m dBuV/m dB dBuV dB/m dB dB dB cm deg 1 5755.00 92.53 ------ ------ 79.57 33.70 13.25 35.09 1.10 111 226 Average

Mode	19	
	Band Edge - R	
	U-NII-3_5.725-5.85_802.11ax HE40_CH151_Full RU_5755MHz	
ANT	0	
Pol.	Vertical	Fundamental
Peak	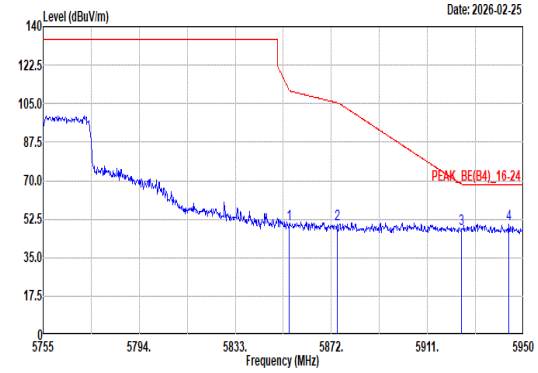 Site : 03CH21-HY Condition: PEAK_BE(B4)_16-24 3m DRH18-E_LE2C03A18EN_250807 VERTICAL : RBW:1000.000kHz VBW:3000.000kHz SWT:Auto Limit Read Ant Cable Preamp Aux APos TPos Freq Level Line Margin Level Factor Loss Factor Factor Remark MHz dBuV/m dBuV/m dB dBuV dB/m dB dB dB cm deg 1 5854.84 50.44 111.16 -60.72 37.50 33.70 13.37 35.21 1.08 111 226 Peak 2 5874.34 49.94 105.38 -55.44 37.03 33.70 13.40 35.24 1.05 111 226 Peak 3 5924.85 48.01 68.31 -20.30 35.23 33.65 13.45 35.30 0.98 111 226 Peak 4 5944.15 50.16 68.20 -18.04 37.44 33.61 13.48 35.32 0.95 111 226 Peak	Blank

Mode	19	
	Harmonic	
	U-NII-3_5.725-5.85_802.11ax HE40_CH151_Full RU_5755MHz	
ANT	0	
Pol.	Horizontal	Vertical
Peak Avg	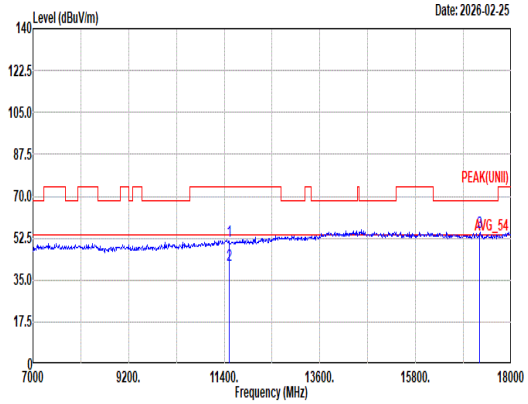 Site : 03CH21-HY Condition: PEAK(UNII) 3m DRH18-E_LE2C03A18EN_250807 HORIZONTAL Freq Level Limit Line Margin Read Level Ant Factor Cable Loss Preamp Factor Aux Factor APos TPos Remark 1 11510.00 51.18 74.00 -22.82 32.46 38.50 19.02 40.78 1.98 -- -- Peak 2 11510.00 41.23 54.00 -12.77 22.51 38.50 19.02 40.78 1.98 -- -- Average 3 17265.00 54.97 68.20 -13.23 36.42 39.93 23.66 47.44 2.40 -- -- Peak	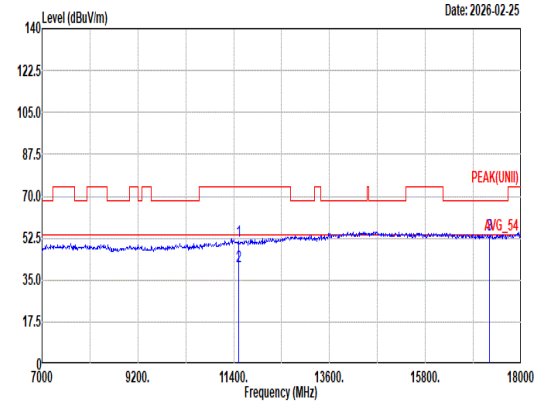 Site : 03CH21-HY Condition: PEAK(UNII) 3m DRH18-E_LE2C03A18EN_250807 VERTICAL Freq Level Limit Line Margin Read Level Ant Factor Cable Loss Preamp Factor Aux Factor APos TPos Remark 1 11510.00 51.04 74.00 -22.96 32.32 38.50 19.02 40.78 1.98 -- -- Peak 2 11510.00 40.87 54.00 -13.13 22.15 38.50 19.02 40.78 1.98 -- -- Average 3 17265.00 54.04 68.20 -14.16 35.49 39.93 23.66 47.44 2.40 -- -- Peak

Mode	19	
	Harmonic	
	U-NII-3_5.725-5.85_802.11ax HE40_CH151_Full RU_5755MHz	
ANT	0	
Pol.	Horizontal	Vertical
10.6G ~18G Avg	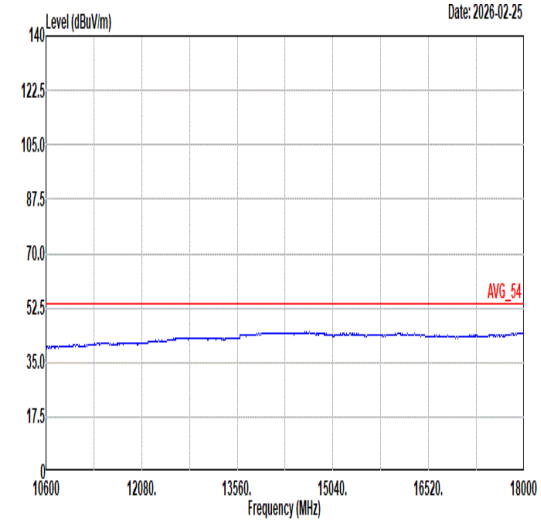 Site : 03CH21-HY Condition: AVG_54 3m DRH18-E_LE2C03A18EN_250807 HORIZONTAL	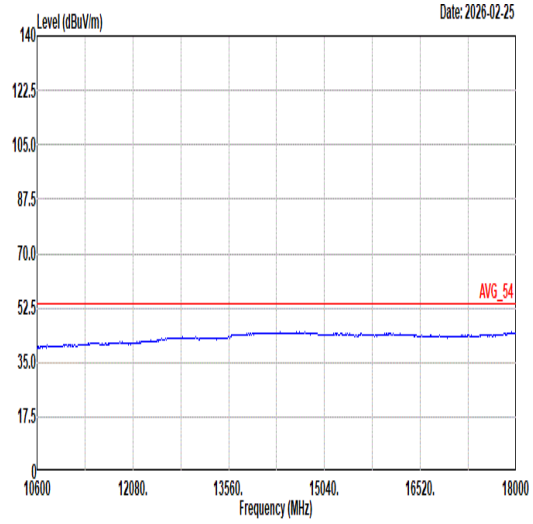 Site : 03CH21-HY Condition: AVG_54 3m DRH18-E_LE2C03A18EN_250807 VERTICAL

Mode	20	
	Band Edge - L	
	U-NII-3_5.725-5.85_802.11ax HE40_CH159_Full RU_5795MHz	
ANT	0	
Pol.	Horizontal	Fundamental
Peak	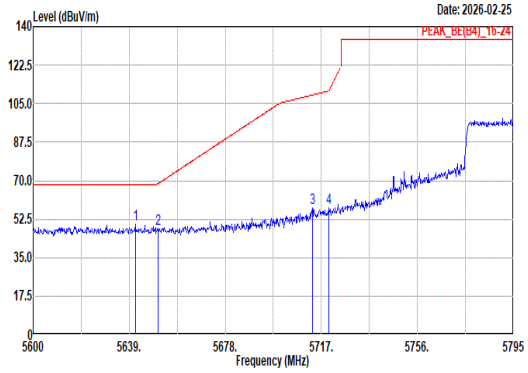 Site : 03CH21-HY Condition: PEAK_BE(B4)_16-24 3m DRH18-E_LE2C03A18EN_250807 HORIZONTAL : RBW:1000.000kHz VBW:3000.000kHz SWT:Auto Freq Level Limit Line Margin Read Level Ant Factor Cable Loss Preamp Factor Aux Factor APos TPos Remark MHz dBuV/m dBuV/m dB dBuV dB/m dB dB dB cm deg 1 5641.54 49.95 68.20 -18.25 37.74 33.07 13.11 34.95 0.98 100 182 Peak 2 5650.70 48.26 68.72 -20.46 36.01 33.10 13.12 34.96 0.99 100 182 Peak 3 5713.49 57.66 108.98 -51.32 44.96 33.48 13.20 35.04 1.06 100 182 Peak 4 5720.12 57.57 111.07 -53.50 44.82 33.52 13.21 35.05 1.07 100 182 Peak	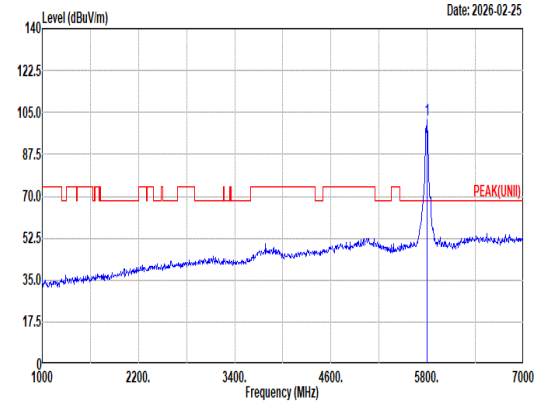 Site : 03CH21-HY Condition: PEAK(UNII) 3m DRH18-E_LE2C03A18EN_250807 HORIZONTAL : RBW:1000.000kHz VBW:3000.000kHz SWT:Auto Freq Level Limit Line Margin Read Level Ant Factor Cable Loss Preamp Factor Aux Factor APos TPos Remark MHz dBuV/m dBuV/m dB dBuV dB/m dB dB dB cm deg 1 5795.00 101.81 ------ ------ 88.71 33.79 13.30 35.14 1.15 100 182 Peak
Avg	Blank	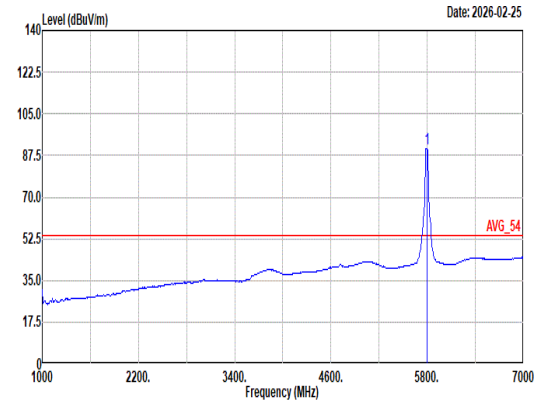 Site : 03CH21-HY Condition: AVG_54 3m DRH18-E_LE2C03A18EN_250807 HORIZONTAL : RBW:1000.000kHz VBW:1.000kHz SWT:Auto Freq Level Limit Line Margin Read Level Ant Factor Cable Loss Preamp Factor Aux Factor APos TPos Remark MHz dBuV/m dBuV/m dB dBuV dB/m dB dB dB cm deg 1 5795.00 90.32 ------ ------ 77.25 33.76 13.29 35.12 1.14 100 182 Average

Mode	20	
	Band Edge - R	
	U-NII-3_5.725-5.85_802.11ax HE40_CH159_Full RU_5795MHz	
ANT	0	
Pol.	Horizontal	Fundamental
Peak	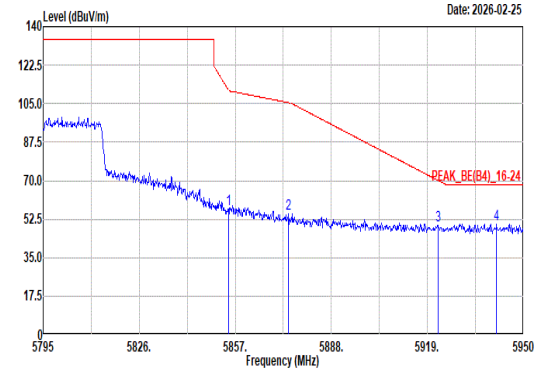 Site : 03CH21-HY Condition: PEAK_BE(B4)_16-24 3m DRH18-E_LE2C03A18EN_250807 HORIZONTAL : RBW:1000.000kHz VBW:3000.000kHz SWT:Auto Limit Read Ant Cable Preamp Aux APos TPos Freq Level Line Margin Level Factor Loss Factor Factor Remark MHz dBuV/m dBuV/m dB dBuV dB/m dB dB dB cm deg 1 5854.83 56.98 111.19 -54.21 44.04 33.70 13.37 35.21 1.08 100 182 Peak 2 5874.21 54.73 105.42 -50.69 41.82 33.70 13.40 35.24 1.05 100 182 Peak 3 5922.41 49.66 70.11 -20.45 36.87 33.66 13.45 35.30 0.98 100 182 Peak 4 5941.32 50.17 68.20 -18.03 37.44 33.62 13.47 35.32 0.96 100 182 Peak	Blank

Mode	20	
	Band Edge - L	
	U-NII-3_5.725-5.85_802.11ax HE40_CH159_Full RU_5795MHz	
ANT	0	
Pol.	Vertical	Fundamental
Peak	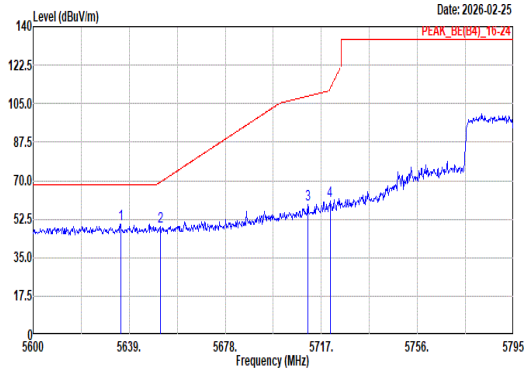 Site : 03CH21-HY Condition: PEAK_BE(B4)_16-24 3m DRH18-E_LE2C03A18EN_250807 VERTICAL : RBW:1000.000kHz VBW:3000.000kHz SWT:Auto Freq Level Limit Line Margin Read Level Ant Factor Cable Loss Preamp Factor Aux Factor APos TPos Remark MHz dBuV/m dBuV/m dB dBuV dB/m dB dB dB cm deg 1 5635.49 50.17 68.20 -18.03 38.01 33.04 13.10 34.95 0.97 100 222 Peak 2 5651.68 49.09 69.44 -20.35 36.84 33.11 13.12 34.97 0.99 100 222 Peak 3 5711.54 59.11 108.43 -49.32 46.42 33.47 13.20 35.04 1.06 100 222 Peak 4 5720.51 60.62 111.96 -51.34 47.87 33.52 13.21 35.05 1.07 100 222 Peak	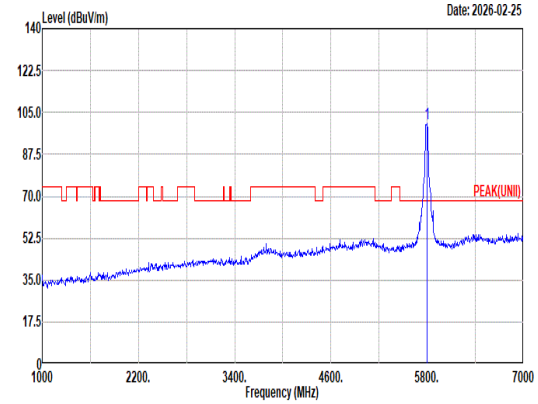 Site : 03CH21-HY Condition: PEAK(UNII) 3m DRH18-E_LE2C03A18EN_250807 VERTICAL : RBW:1000.000kHz VBW:3000.000kHz SWT:Auto Freq Level Limit Line Margin Read Level Ant Factor Cable Loss Preamp Factor Aux Factor APos TPos Remark MHz dBuV/m dBuV/m dB dBuV dB/m dB dB dB cm deg 1 5795.00 100.13 ------ ------ 87.03 33.79 13.30 35.14 1.15 100 222 Peak
Avg	Blank	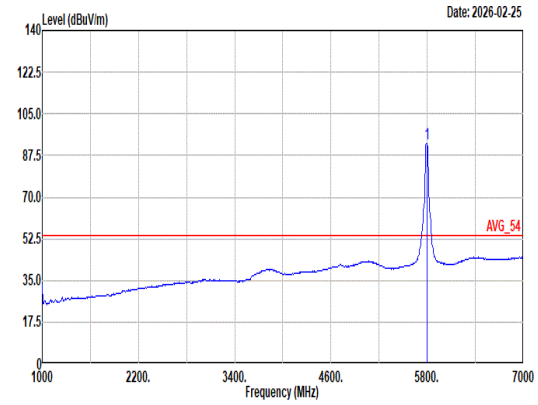 Site : 03CH21-HY Condition: AVG_54 3m DRH18-E_LE2C03A18EN_250807 VERTICAL : RBW:1000.000kHz VBW:1.000kHz SWT:Auto Freq Level Limit Line Margin Read Level Ant Factor Cable Loss Preamp Factor Aux Factor APos TPos Remark MHz dBuV/m dBuV/m dB dBuV dB/m dB dB dB cm deg 1 5795.00 92.32 ------ ------ 79.22 33.78 13.30 35.13 1.15 100 222 Average

Mode	20	
	Band Edge - R	
	U-NII-3_5.725-5.85_802.11ax HE40_CH159_Full RU_5795MHz	
ANT	0	
Pol.	Vertical	Fundamental
Peak	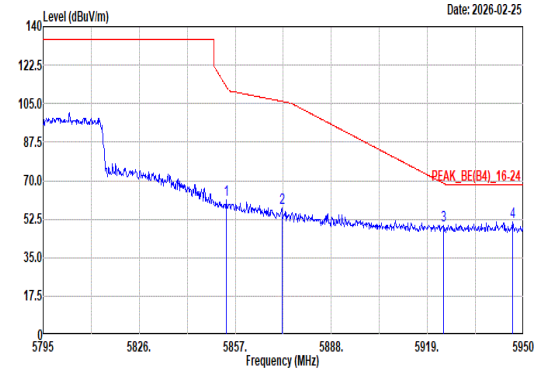 Site : 03CH21-HY Condition: PEAK_BE(B4)_16-24 3m DRH18-E_LE2C03A18EN_250807 VERTICAL : RBW:1000.000kHz VBW:3000.000kHz SWT:Auto Limit Read Ant Cable Preamp Aux APos TPos Freq Level Line Margin Level Factor Loss Factor Factor Remark MHz dBuV/m dBuV/m dB dBuV dB/m dB dB dB cm deg 1 5854.21 61.43 112.60 -51.17 48.49 33.70 13.37 35.21 1.08 100 222 Peak 2 5872.04 57.59 106.03 -48.44 44.67 33.70 13.39 35.23 1.06 100 222 Peak 3 5924.12 49.51 68.85 -19.34 36.73 33.65 13.45 35.30 0.98 100 222 Peak 4 5946.59 51.19 68.20 -17.01 38.47 33.61 13.48 35.32 0.95 100 222 Peak	Blank

Mode	20	
	Harmonic	
	U-NII-3_5.725-5.85_802.11ax HE40_CH159_Full RU_5795MHz	
ANT	0	
Pol.	Horizontal	Vertical
Peak Avg	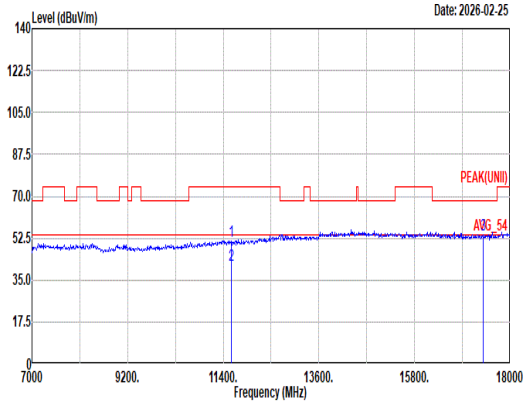 Site : 03CH21-HY Condition: PEAK(UNII) 3m DRH18-E_LE2C03A18EN_250807 HORIZONTAL Freq Level Limit Line Margin Read Level Ant Factor Cable Loss Preamp Factor Aux Factor APos TPos Remark MHz dBuV/m dBuV/m dB dBuV dB/m dB dB dB cm deg 1 11590.00 51.31 74.00 -22.69 32.67 38.42 19.10 40.88 2.00 -- -- Peak 2 11590.00 41.09 54.00 -12.91 22.45 38.42 19.10 40.88 2.00 -- -- Average 3 17385.00 53.69 68.20 -14.51 35.30 39.90 23.74 47.67 2.42 -- -- Peak	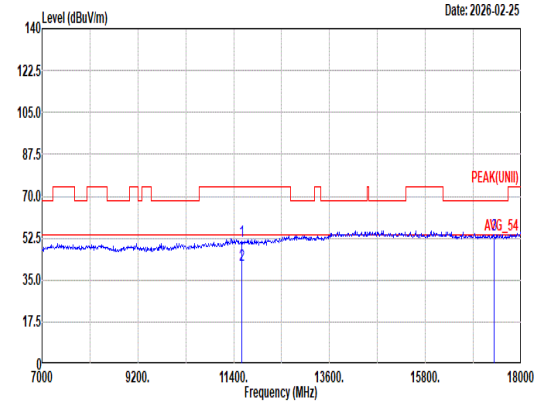 Site : 03CH21-HY Condition: PEAK(UNII) 3m DRH18-E_LE2C03A18EN_250807 VERTICAL Freq Level Limit Line Margin Read Level Ant Factor Cable Loss Preamp Factor Aux Factor APos TPos Remark MHz dBuV/m dBuV/m dB dBuV dB/m dB dB dB cm deg 1 11590.00 51.47 74.00 -22.53 32.83 38.42 19.10 40.88 2.00 -- -- Peak 2 11590.00 41.37 54.00 -12.63 22.73 38.42 19.10 40.88 2.00 -- -- Average 3 17385.00 53.96 68.20 -14.24 35.57 39.90 23.74 47.67 2.42 -- -- Peak

Mode	20	
	Harmonic	
	U-NII-3_5.725-5.85_802.11ax HE40_CH159_Full RU_5795MHz	
ANT	0	
Pol.	Horizontal	Vertical
10.6G ~18G Avg	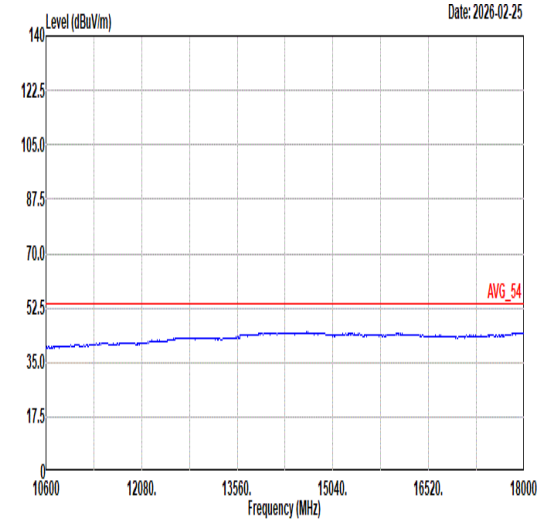 Site : 03CH21-HY Condition: AVG_54 3m DRH18-E_LE2C03A18EN_250807 HORIZONTAL	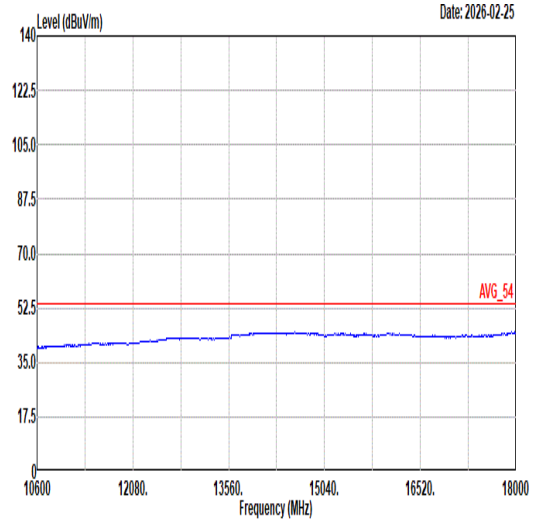 Site : 03CH21-HY Condition: AVG_54 3m DRH18-E_LE2C03A18EN_250807 VERTICAL

Mode	21
	Band Edge - L
	U-NII-3_5.725-5.85_802.11ax HE80_CH155_Full RU_5775MHz
ANT	0

Pol.	Horizontal	Fundamental
Peak	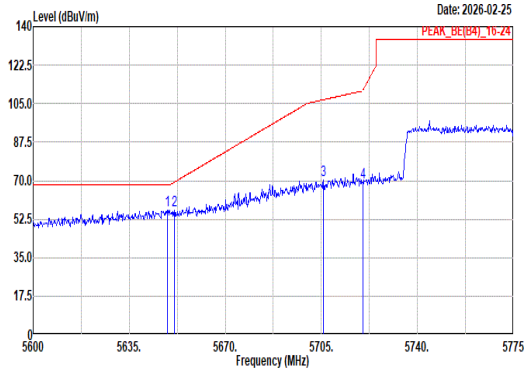 Site : 03CH21-HY Condition: PEAK_BE(B4)_16-24 3m DRH18-E_LE2C03A18EN_250807 HORIZONTAL : RBW:1000.000kHz VBW:3000.000kHz SWT:Auto Freq Level Limit Line Margin Read Level Ant Factor Cable Loss Preamp Factor Aux Factor APos TPos Remark MHz dBuV/m dBuV/m dB dBuV dB/m dB dB dB cm deg 1 5648.83 56.72 68.20 -11.48 44.47 33.10 13.12 34.96 0.99 100 183 Peak 2 5651.45 56.73 69.28 -12.55 44.47 33.11 13.12 34.96 0.99 100 183 Peak 3 5705.88 70.14 106.85 -36.71 57.49 33.44 13.19 35.03 1.05 100 183 Peak 4 5720.05 69.39 110.91 -41.52 56.64 33.52 13.21 35.05 1.07 100 183 Peak	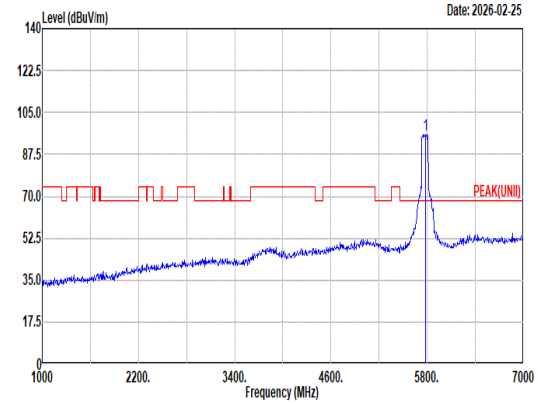 Site : 03CH21-HY Condition: PEAK(UNII) 3m DRH18-E_LE2C03A18EN_250807 HORIZONTAL : RBW:1000.000kHz VBW:3000.000kHz SWT:Auto Freq Level Limit Line Margin Read Level Ant Factor Cable Loss Preamp Factor Aux Factor APos TPos Remark MHz dBuV/m dBuV/m dB dBuV dB/m dB dB dB cm deg 1 5775.00 95.76 ------ ------ 82.69 33.76 13.29 35.12 1.14 100 183 Peak
Avg	Blank	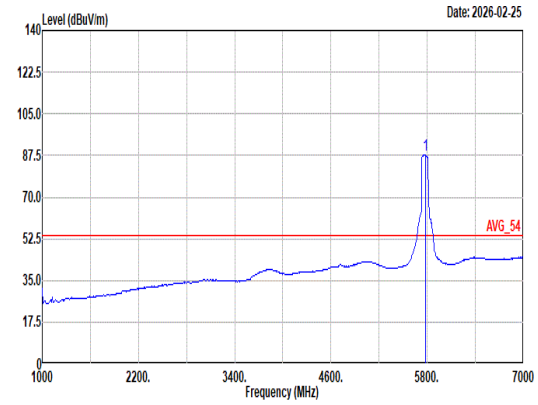 Site : 03CH21-HY Condition: AVG_54 3m DRH18-E_LE2C03A18EN_250807 HORIZONTAL : RBW:1000.000kHz VBW:1.100kHz SWT:Auto Freq Level Limit Line Margin Read Level Ant Factor Cable Loss Preamp Factor Aux Factor APos TPos Remark MHz dBuV/m dBuV/m dB dBuV dB/m dB dB dB cm deg 1 5775.00 87.94 ------ ------ 74.92 33.73 13.27 35.10 1.12 100 183 Average

Mode	21	
	Band Edge - R	
	U-NII-3_5.725-5.85_802.11ax HE80_CH155_Full RU_5775MHz	
ANT	0	
Pol.	Horizontal	Fundamental
Peak	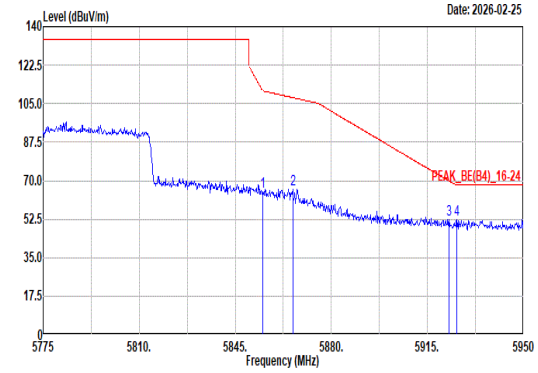 Site : 03CH21-HY Condition: PEAK_BE(B4)_16-24 3m DRH18-E_LE2C03A18EN_250807 HORIZONTAL : RBW:1000.000kHz VBW:3000.000kHz SWT:Auto Limit Read Ant Cable Preamp Aux APos TPos Freq Level Line Margin Level Factor Loss Factor Factor Remark MHz dBuV/m dBuV/m dB dBuV dB/m dB dB dB cm deg 1 5854.98 64.89 110.86 -45.97 51.95 33.70 13.37 35.21 1.08 100 183 Peak 2 5866.00 66.28 107.72 -41.44 53.36 33.70 13.39 35.23 1.06 100 183 Peak 3 5922.88 52.05 69.77 -17.72 39.27 33.65 13.45 35.30 0.98 100 183 Peak 4 5925.68 52.24 68.20 -15.96 39.46 33.65 13.45 35.30 0.98 100 183 Peak	Blank

Mode	21
	Band Edge - L
	U-NII-3_5.725-5.85_802.11ax HE80_CH155_Full RU_5775MHz
ANT	0

Pol.	Vertical	Fundamental
Peak	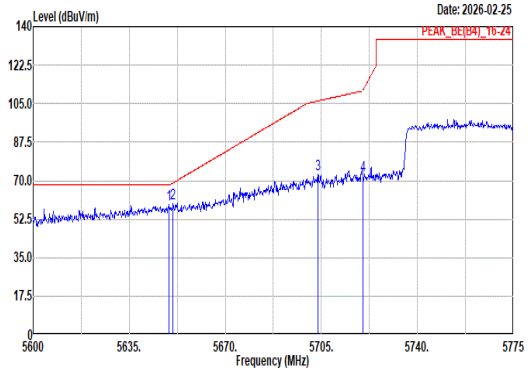 Site : 03CH21-HY Condition: PEAK_BE(B4)_16-24 3m DRH18-E_LE2C03A18EN_250807 VERTICAL : RBW:1000.000kHz VBW:3000.000kHz SWT:Auto Freq Level Limit Line Margin Read Level Ant Factor Cable Loss Preamp Factor Aux Factor APos TPos Remark MHz dBuV/m dBuV/m dB dBuV dB/m dB dB dB cm deg 1 5649.35 59.25 68.20 -8.95 47.00 33.10 13.12 34.96 0.99 100 222 Peak 2 5650.93 59.55 68.89 -9.34 47.29 33.11 13.12 34.96 0.99 100 222 Peak 3 5703.78 72.91 106.26 -33.35 60.28 33.42 13.19 35.03 1.05 100 222 Peak 4 5720.05 72.11 110.91 -38.80 59.36 33.52 13.21 35.05 1.07 100 222 Peak	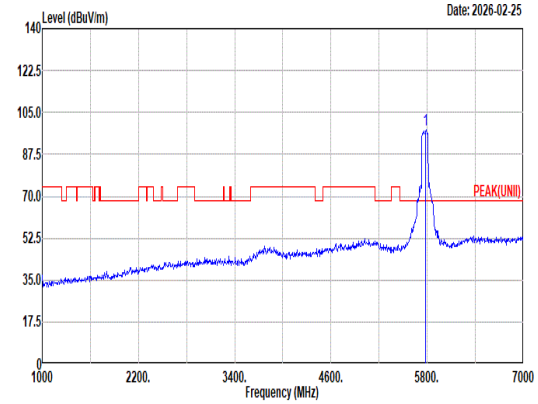 Site : 03CH21-HY Condition: PEAK(UNII) 3m DRH18-E_LE2C03A18EN_250807 VERTICAL : RBW:1000.000kHz VBW:3000.000kHz SWT:Auto Freq Level Limit Line Margin Read Level Ant Factor Cable Loss Preamp Factor Aux Factor APos TPos Remark MHz dBuV/m dBuV/m dB dBuV dB/m dB dB dB cm deg 1 5775.00 97.81 ------ ------ 84.71 33.78 13.30 35.13 1.15 100 222 Peak
Avg	Blank	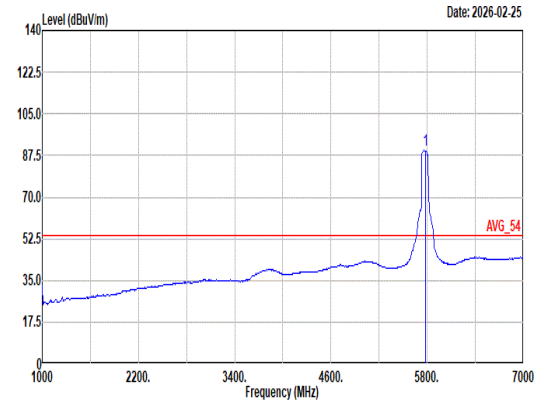 Site : 03CH21-HY Condition: AVG_54 3m DRH18-E_LE2C03A18EN_250807 VERTICAL : RBW:1000.000kHz VBW:1.100kHz SWT:Auto Freq Level Limit Line Margin Read Level Ant Factor Cable Loss Preamp Factor Aux Factor APos TPos Remark MHz dBuV/m dBuV/m dB dBuV dB/m dB dB dB cm deg 1 5775.00 89.61 ------ ------ 76.61 33.72 13.26 35.09 1.11 100 222 Average

Mode	21	
	Band Edge - R	
	U-NII-3_5.725-5.85_802.11ax HE80_CH155_Full RU_5775MHz	
ANT	0	
Pol.	Vertical	Fundamental
Peak	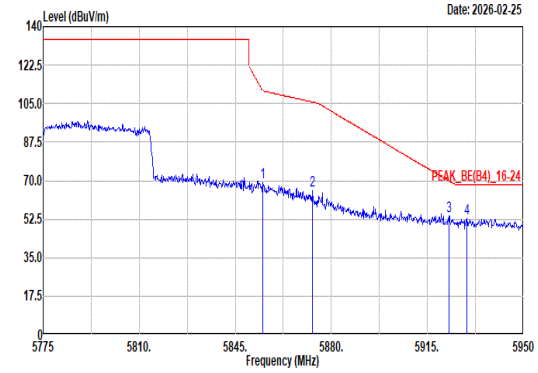 Site : 03CH21-HY Condition: PEAK_BE(B4)_16-24 3m DRH18-E_LE2C03A18EN_250807 VERTICAL : RBW:1000.000kHz VBW:3000.000kHz SWT:Auto Limit Read Ant Cable Preamp Aux APos TPos Freq Level Line Margin Level Factor Loss Factor Factor Remark MHz dBuV/m dBuV/m dB dBuV dB/m dB dB dB cm deg 1 5854.98 69.24 110.86 -41.62 56.30 33.70 13.37 35.21 1.08 100 222 Peak 2 5873.18 65.53 105.71 -40.18 52.63 33.70 13.39 35.24 1.05 100 222 Peak 3 5922.88 53.99 69.77 -15.78 41.21 33.65 13.45 35.30 0.98 100 222 Peak 4 5929.35 52.91 68.20 -15.29 40.14 33.64 13.46 35.30 0.97 100 222 Peak	Blank

Mode	21	
	Harmonic	
	U-NII-3_5.725-5.85_802.11ax HE80_CH155_Full RU_5775MHz	
ANT	0	
Pol.	Horizontal	Vertical
Peak Avg	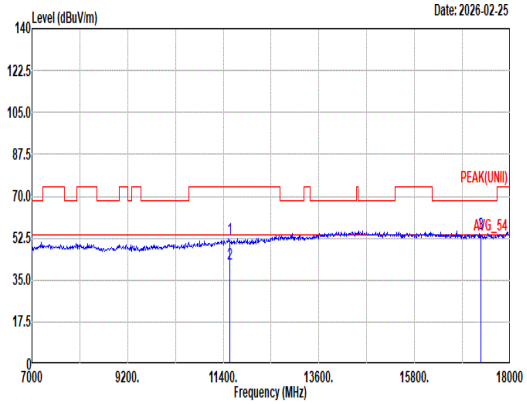 Site : 03CH21-HY Condition: PEAK(UNII) 3m DRH18-E_LE2C03A18EN_250807 HORIZONTAL Freq Level Limit Line Margin Read Level Ant Factor Cable Loss Preamp Factor Aux Factor APos TPos Remark MHz dBuV/m dBuV/m dB dBuV dB/m dB dB dB cm deg 1 11550.00 52.07 74.00 -21.93 33.35 38.50 19.06 40.83 1.99 -- -- Peak 2 11550.00 41.57 54.00 -12.43 22.85 38.50 19.06 40.83 1.99 -- -- Average 3 17325.00 54.46 68.20 -13.74 35.96 39.95 23.70 47.56 2.41 -- -- Peak	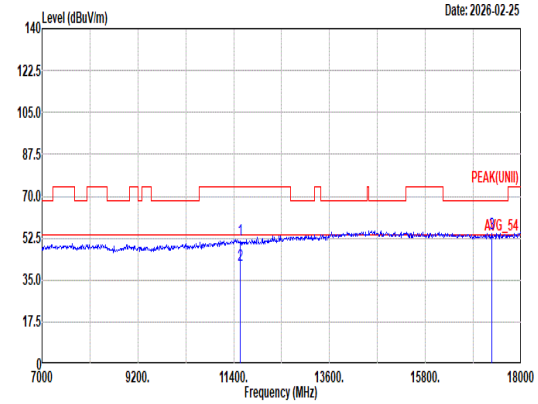 Site : 03CH21-HY Condition: PEAK(UNII) 3m DRH18-E_LE2C03A18EN_250807 VERTICAL Freq Level Limit Line Margin Read Level Ant Factor Cable Loss Preamp Factor Aux Factor APos TPos Remark MHz dBuV/m dBuV/m dB dBuV dB/m dB dB dB cm deg 1 11550.00 51.97 74.00 -22.03 33.25 38.50 19.06 40.83 1.99 -- -- Peak 2 11550.00 41.36 54.00 -12.64 22.64 38.50 19.06 40.83 1.99 -- -- Average 3 17325.00 54.29 68.20 -13.91 35.79 39.95 23.70 47.56 2.41 -- -- Peak

Mode	21	
	Harmonic	
	U-NII-3_5.725-5.85_802.11ax HE80_CH155_Full RU_5775MHz	
ANT	0	
Pol.	Horizontal	Vertical
10.6G ~18G Avg	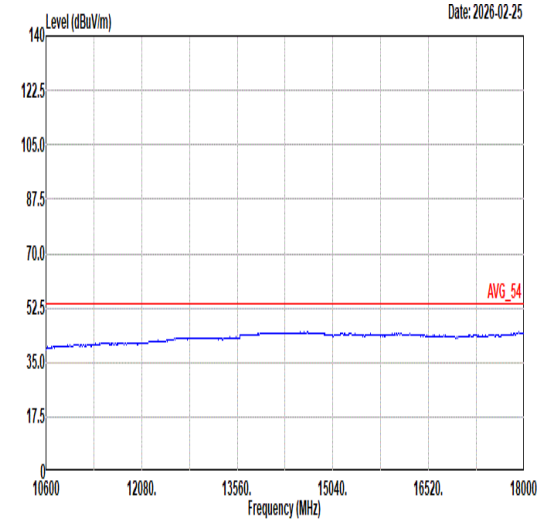 Site : 03CH21-HY Condition: AVG_54 3m DRH18-E_LE2C03A18EN_250807 HORIZONTAL	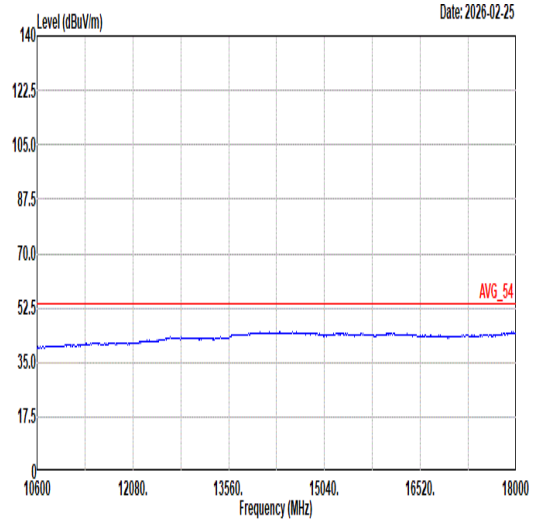 Site : 03CH21-HY Condition: AVG_54 3m DRH18-E_LE2C03A18EN_250807 VERTICAL

Mode	22	
	SHF	
ANT	0	
Pol.	Horizontal	Vertical
Peak	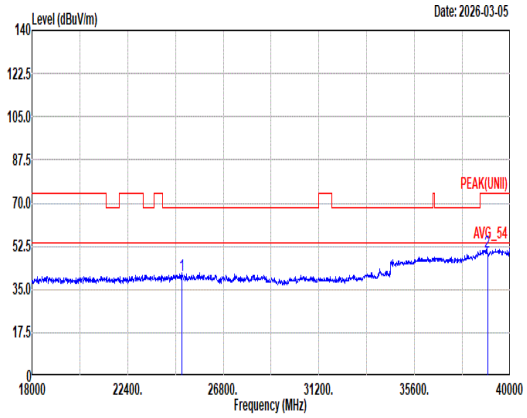 Site : 03CH21-HY Condition: PEAK(UNII) 1m BBHA9170_1223_250702 HORIZONTAL Freq Level Limit Line Margin Read Level Ant Factor Cable Loss Preamp Factor Aux Factor APos TPos Remark MHz dBuV/m dBuV/m dB dBuV dB/m dB dB dB cm deg 1 24895.44 40.79 68.20 -27.41 42.18 39.60 28.79 60.24 -9.54 -- -- PEAK 2 38952.88 50.35 74.00 -23.65 39.10 44.37 37.08 60.66 -9.54 -- -- PEAK	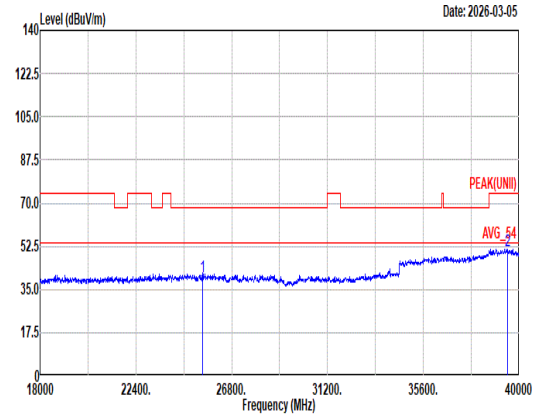 Site : 03CH21-HY Condition: PEAK(UNII) 1m BBHA9170_1223_250702 VERTICAL Freq Level Limit Line Margin Read Level Ant Factor Cable Loss Preamp Factor Aux Factor APos TPos Remark MHz dBuV/m dBuV/m dB dBuV dB/m dB dB dB cm deg 1 25452.77 40.17 68.20 -28.03 41.55 39.30 29.16 60.30 -9.54 -- -- PEAK 2 39458.37 50.74 74.00 -23.26 37.86 45.75 37.28 60.61 -9.54 -- -- PEAK

Mode	23	
	LF	
ANT	0	
Pol.	Horizontal	Vertical
QP/ Peak	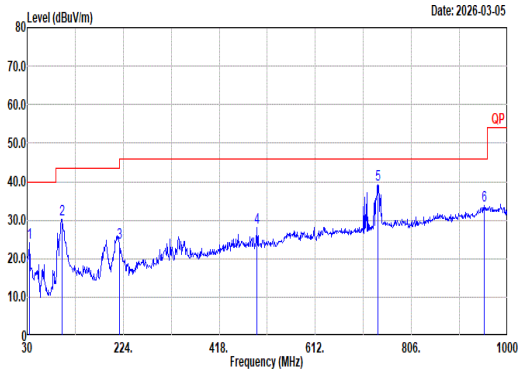 Site : 03CH21-HY Condition: QP 3m LF_63303&001_251126 HORIZONTAL	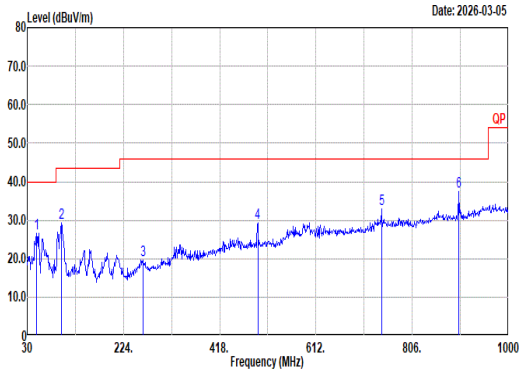 Site : 03CH21-HY Condition: QP 3m LF_63303&001_251126 VERTICAL

Horizontal:

	Freq	Level	Limit Line	Margin	Read Level	Ant Factor	Cable Loss	Preamp Factor	Aux Factor	APos	TPos	Remark
	MHz	dBuV/m	dBuV/m	dB	dBuV	dB/m	dB	dB	dB	cm	deg	
1	34.85	24.21	40.00	-15.79	33.67	22.06	0.96	32.50	0.02	--	--	Peak
2	99.84	30.17	43.50	-13.33	44.66	16.16	1.76	32.46	0.05	--	--	Peak
3	217.21	24.08	46.00	-21.92	38.94	14.97	2.57	32.46	0.06	--	--	Peak
4	493.66	28.12	46.00	-17.88	32.82	23.94	3.89	32.64	0.11	--	--	Peak
5	738.10	39.19	46.00	-6.81	38.72	28.16	4.76	32.59	0.14	--	--	Peak
6	952.47	33.67	46.00	-12.33	28.16	31.11	5.40	31.20	0.20	--	--	Peak

Vertical:

	Freq	Level	Limit Line	Margin	Read Level	Ant Factor	Cable Loss	Preamp Factor	Aux Factor	APos	TPos	Remark
	MHz	dBuV/m	dBuV/m	dB	dBuV	dB/m	dB	dB	dB	cm	deg	
1	49.40	26.57	40.00	-13.43	43.06	14.76	1.19	32.47	0.03	--	--	Peak
2	98.87	29.14	43.50	-14.36	43.75	16.05	1.75	32.46	0.05	--	--	Peak
3	262.80	19.70	46.00	-26.30	28.93	20.33	2.84	32.47	0.07	--	--	Peak
4	494.63	29.36	46.00	-16.64	34.01	23.97	3.90	32.64	0.12	--	--	Peak
5	743.92	32.80	46.00	-13.20	32.21	28.25	4.77	32.57	0.14	--	--	Peak
6	900.09	37.39	46.00	-8.61	34.47	29.21	5.30	31.75	0.16	--	--	Peak

Appendix D. Duty Cycle Plots

Band	Duty Cycle(%)	T(us)	1/T(kHz)	VBW Setting	Duty Factor(dB)
802.11a	90.56	1429	0.70	750Hz	0.43
5GHz 802.11n HT20	89.97	1336	0.75	820Hz	0.46
5GHz 802.11n HT40	89.48	1268	0.79	820Hz	0.48
5GHz 802.11ac VHT80	88.73	1173	0.85	910Hz	0.52
5GHz 802.11ax HE20 Full RU	87.52	1045	0.96	1kHz	0.58
5GHz 802.11ax HE20 26 RU	83.72	5280	0.19	200Hz	0.77
5GHz 802.11ax HE20 52 RU	83.48	5121	0.20	200Hz	0.78
5GHz 802.11ax HE20 106 RU	82.22	4763	0.21	220Hz	0.85
5GHz 802.11ax HE40 Full RU	87.26	1027	0.97	1kHz	0.59
5GHz 802.11ax HE80 Full RU	86.68	976	1.02	1.1kHz	0.62

802.11a

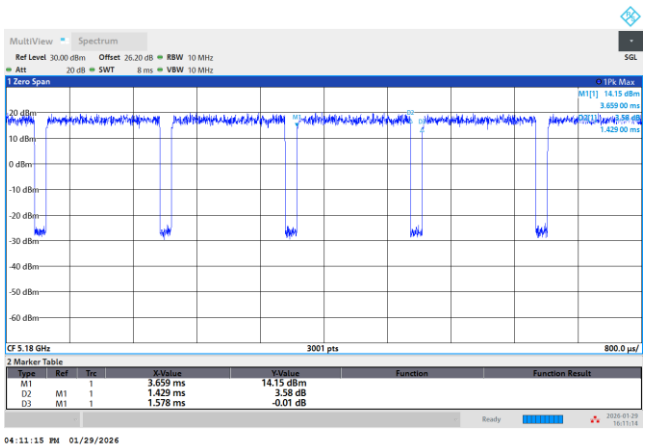

Appendix E. Spot Check Evaluation on G1XJ6

Conducted power test and radiated spurious emission test configurations were selected from the worst cases identified in the reference model and tested to demonstrate the test data from reference model remains representative for the variant model.

The deviation between the spot check and the referenced values is within 3dB, therefore data referencing is justified according to the guidance in the ECR inquiry

Summary for power and RSE spot check for each FCC rule part is listed as below:

Test Item	Mode	A4RG0F3Y Reference Worst Result	A4RG1XJ6 Variant Check Result	Difference (dB)
Conducted Power (dBm)	BT	20.62	20.60	0.10
	BLE	19.50	19.40	0.06
	BLE ASK	20.61	20.55	0.10
	BLE GFSK	19.40	19.30	0.30
	WiFi 2.4GHz	20.70	20.40	0.10
	WiFi 5GHz	17.80	17.70	0.02
	UWB	-2.84	-2.86	0.04
	60GHz	-0.83	-0.87	0.48
Radiated Band Edges and Spurious Emission (dBuV/m)	BT	-24.09	-24.57	1.03
	BLE	-11.32	-10.29	1.11
	BLE ASK	-21.81	-22.92	1.23
	BLE GFSK	-7.33	-8.56	1.31
	WiFi 2.4GHz	-2.78	-4.09	0.74
	WiFi 5GHz	-1.57	-2.31	0.01
	UWB	-0.12	-0.11	0.30
	60GHz	-6.71	-6.41	0.10

Reference detail Section

Rule Part	Equipment Class	Wireless Technology	Rule Part	Reference FCC ID (Parent)	Type Grant/ Permissive Change	Reference Exhibit	Full report referenced	FCC ID Filling (Variant)
15C	DSS	BT BR	§15.247	A4RG0F3Y	Original Grant	G0F3Y_FCC Part 15C BT	Y	A4RG1XJ6
	DTS	BLE	§15.247	A4RG0F3Y	Original Grant	G0F3Y_FCC Part 15C BLE	Y	A4RG1XJ6
	DSS	BLE ASK	§15.247	A4RG0F3Y	Original Grant	G0F3Y_FCC Part 15C BLE ASK	Y	A4RG1XJ6
	DTS	BLE GFSK	§15.247	A4RG0F3Y	Original Grant	G0F3Y_FCC Part 15C BLE GFSK	Y	A4RG1XJ6
	DTS	WiFi	§15.247	A4RG0F3Y	Original Grant	G0F3Y_FCC Part 15C WLAN2.4G	Y	A4RG1XJ6
	DXX	60GHz	§15.255	A4RG0F3Y	Original Grant	G0F3Y_FCC Part 15C 60HJz	Y	A4RG1XJ6
15E	NII	WiFi	§15.407	A4RG0F3Y	Original Grant	G0F3Y_FCC Part 15E WLAN UNII-1-4	Y	A4RG1XJ6
15F	UWB	UWB	§15.519	A4RG0F3Y	Original Grant	G0F3Y_FCC Part 15F UWB	Y	A4RG1XJ6

List of Measuring Equipment

Instrument	Brand Name	Model No.	Serial No.	Characteristics	Calibration Date	Test Date	Due Date	Remark
LOOP Antenna	Rohde & Schwarz	HFH2-Z2E	101108	9 kHz~30 MHz	Dec. 11, 2025	Mar. 04, 2026~ Mar. 10, 2026	Dec. 10, 2026	Radiation (03CH21-HY)
Bilog Antenna	TESEQ & WOKEN	CBL 6111D & 00802N1D-06	63303 & 001	30MHz~1GHz	Nov. 26, 2025	Mar. 04, 2026~ Mar. 10, 2026	Nov. 25, 2026	Radiation (03CH21-HY)
Double Ridged Guide Horn Antenna	RFSPIN	DRH18-E	LE2C03A18EN	1GHz~18GHz	Aug. 07, 2025	Mar. 04, 2026~ Mar. 10, 2026	Aug. 06, 2026	Radiation (03CH21-HY)
SHF-EHF Horn Antenna	SCHWARZBECK	BBHA 9170	1223	18GHz~40GHz	Jul. 02, 2025	Mar. 04, 2026~ Mar. 10, 2026	Jul. 01, 2026	Radiation (03CH21-HY)
Amplifier	SONOMA	310N	421580	30MHz~1GHz	Jul. 13, 2025	Mar. 04, 2026~ Mar. 10, 2026	Jul. 12, 2026	Radiation (03CH21-HY)
Amplifier	EMEC	EM01G18GA	060876	1GHz~18GHz	Sep. 26, 2025	Mar. 04, 2026~ Mar. 10, 2026	Sep. 25, 2026	Radiation (03CH21-HY)
Preamplifier	EMEC	EM18G40G	060873	18GHz~40GHz	Aug. 26, 2025	Mar. 04, 2026~ Mar. 10, 2026	Aug. 25, 2026	Radiation (03CH21-HY)
EXA Signal Analyzer	Keysight	N9010B	MY62170358	10Hz~44GHz	Sep. 09, 2025	Mar. 04, 2026~ Mar. 10, 2026	Sep. 08, 2026	Radiation (03CH21-HY)
RF Cable	HUBER + SUHNER	SUCOFLEX 102	803951/2	9kHz~30MHz	Mar. 05, 2025	Mar. 04, 2026~ Mar. 03, 2026	Mar. 04, 2026	Radiation (03CH21-HY)
RF Cable	HUBER + SUHNER	SUCOFLEX 102	803951/2	9kHz~30MHz	Mar. 04, 2026	Mar. 04, 2026~ Mar. 10, 2026	Mar. 03, 2027	Radiation (03CH21-HY)
RF Cable	HUBER + SUHNER	SUCOFLEX 102	804397/2,804612/2,803954/2	30MHz~40GHz	Aug. 11, 2025	Mar. 04, 2026~ Mar. 10, 2026	Aug. 10, 2026	Radiation (03CH21-HY)
RF Cable	EMCI	EMC101Y-KM-KM-1000	240906	30MHz~40GHz	Oct. 21, 2025	Mar. 04, 2026~ Mar. 10, 2026	Oct. 20, 2026	Radiation (03CH21-HY)
Hygrometer	TECPEL	DTM-303A	TP211568	N/A	Oct. 21, 2025	Mar. 04, 2026~ Mar. 10, 2026	Oct. 20, 2026	Radiation (03CH21-HY)
Controller	EMEC	EM 1000	N/A	Control Turn table & Ant Mast	N/A	Mar. 04, 2026~ Mar. 10, 2026	N/A	Radiation (03CH21-HY)
Antenna Mast	EMEC	AM-BS-4500-B	N/A	1~4m	N/A	Mar. 04, 2026~ Mar. 10, 2026	N/A	Radiation (03CH21-HY)
Turn Table	EMEC	TT 2000	N/A	0~360 Degree	N/A	Mar. 04, 2026~ Mar. 10, 2026	N/A	Radiation (03CH21-HY)
Software	Audix	E3 6.2009-8-24	RK-001053	N/A	N/A	Mar. 04, 2026~ Mar. 10, 2026	N/A	Radiation (03CH21-HY)
EMI Test Receiver	Keysight	N9038A(MXE)	MY54130085	N/A	Oct. 16, 2025	Mar. 04, 2026~ Mar. 09, 2026	Oct. 15, 2026	Radiation (03CH20-HY)
Loop Antenna	Rohde & Schwarz	HFH2-Z2E	101108	9 kHz~30 MHz	Dec. 11, 2025	Mar. 04, 2026~ Mar. 09, 2026	Dec. 10, 2026	Radiation (03CH20-HY)
Preamplifier	EMEC	EM18G40G	060801	18GHz~40GHz	May. 26, 2025	Mar. 04, 2026~ Mar. 09, 2026	May. 25, 2026	Radiation (03CH20-HY)
Controller	ChainTek	3000-1	N/A	Control Turn table & Ant Mast	N/A	Mar. 04, 2026~ Mar. 09, 2026	N/A	Radiation (03CH20-HY)
Antenna Mast	ChainTek	MBS-520-1	N/A	1m~4m	N/A	Mar. 04, 2026~ Mar. 09, 2026	N/A	Radiation (03CH20-HY)
Turn Table	ChainTek	T-200-S-1	N/A	0~360 Degree	N/A	Mar. 04, 2026~ Mar. 09, 2026	N/A	Radiation (03CH20-HY)
Signal Analyzer	Keysight	N9010B	MY60240520	10Hz~44GHz	Dec. 10, 2025	Mar. 04, 2026~ Mar. 09, 2026	Dec. 09, 2026	Radiation (03CH20-HY)
Bilog Antenna	TESEQ	CBL 6111D & 00802N1D01N-06	47020 & 06	30MHz~1GHz	Oct. 04, 2025	Mar. 04, 2026~ Mar. 09, 2026	Oct. 03, 2026	Radiation (03CH20-HY)
Horn Antenna	SCHWARZBECK	BBHA 9120 D	02360	1GHz-18GHz	Nov. 05, 2025	Mar. 04, 2026~ Mar. 09, 2026	Nov. 04, 2026	Radiation (03CH20-HY)
SHF-EHF Horn Antenna	SCHWARZBECK	BBHA 9170	1224	18GHz-40GHz	Jul. 02, 2025	Mar. 04, 2026~ Mar. 09, 2026	Jul. 01, 2026	Radiation (03CH20-HY)

Instrument	Brand Name	Model No.	Serial No.	Characteristics	Calibration Date	Test Date	Due Date	Remark
Preamplifier	COM-POWER	PAM-103	18020201	1MHz-1000MHz	Dec. 30, 2025	Mar. 04, 2026~ Mar. 09, 2026	Dec. 29, 2026	Radiation (03CH20-HY)
Amplifier	EMCI	EMC118A45SE	980792	N/A	Nov. 11, 2025	Mar. 04, 2026~ Mar. 09, 2026	Nov. 10, 2026	Radiation (03CH20-HY)
RF Cable	HUBER + SUHNER	SUCOFLEX 102	519229/2,804015/2,804027/2	N/A	Jan. 15, 2026	Mar. 04, 2026~ Mar. 09, 2026	Jan. 14, 2027	Radiation (03CH20-HY)
Hygrometer	TECPEL	DTM-303A	TP211382	N/A	Mar. 31, 2025	Mar. 04, 2026~ Mar. 09, 2026	Mar. 30, 2026	Radiation (03CH20-HY)
Software	Audix	N/A	RK-002156	N/A	N/A	Mar. 04, 2026~ Mar. 09, 2026	N/A	Radiation (03CH20-HY)
Bilog Antenna	TESEQ	CBL 6111D & 00800N1D01N-06	37059 & 01	30MHz~1GHz	Nov. 26, 2025	Mar. 11, 2026~ Mar. 13, 2026	Nov. 25, 2026	Radiation (03CH11-HY)
Loop Antenna	Rohde & Schwarz	HFH2-Z2E	101108	9 kHz~30 MHz	Dec. 11, 2025	Mar. 11, 2026~ Mar. 13, 2026	Dec. 10, 2026	Radiation (03CH11-HY)
Double Ridged Guide Horn Antenna	SCHWARZBECK	BBHA 9120 D	9120D-01620	1GHz~18GHz	Sep. 15, 2025	Mar. 11, 2026~ Mar. 13, 2026	Sep. 14, 2026	Radiation (03CH11-HY)
SHF-EHF Horn Antenna	SCHWARZBECK	BBHA 9170	1224	18GHz~40GHz	Jul. 02, 2025	Mar. 11, 2026~ Mar. 13, 2026	Jul. 01, 2026	Radiation (03CH11-HY)
Amplifier	SONOMA	310N	187312	9kHz~1GHz	Dec. 06, 2025	Mar. 11, 2026~ Mar. 13, 2026	Dec. 05, 2026	Radiation (03CH11-HY)
Preamplifier	E-INSTRUMENT TECH LTD.	ERA-100M-18G-56-01-A70	EC1900249	1GHz~18GHz	Jan. 20, 2026	Mar. 11, 2026~ Mar. 13, 2026	Jan. 19, 2027	Radiation (03CH11-HY)
Preamplifier	EMEC	EM18G40G	060801	18GHz~40GHz	May 26, 2025	Mar. 11, 2026~ Mar. 13, 2026	May 25, 2026	Radiation (03CH11-HY)
Signal Analyzer	Keysight	N9010A	MY54200486	10Hz~44GHz	Oct. 23, 2025	Mar. 11, 2026~ Mar. 13, 2026	Oct. 22, 2026	Radiation (03CH11-HY)
EMI Test Receiver	Agilent	N9038A(MXE)	MY53290045	20Hz~8.4GHz	Apr. 21, 2025	Mar. 11, 2026~ Mar. 13, 2026	Apr. 20, 2026	Radiation (03CH11-HY)
Controller	EMEC	EM 1000	N/A	Control Turn table & Ant Mast	N/A	Mar. 11, 2026~ Mar. 13, 2026	N/A	Radiation (03CH11-HY)
Antenna Mast	EMEC	AM-BS-4500-B	N/A	1~4m	N/A	Mar. 11, 2026~ Mar. 13, 2026	N/A	Radiation (03CH11-HY)
Turn Table	EMEC	TT 2000	N/A	0~360 Degree	N/A	Mar. 11, 2026~ Mar. 13, 2026	N/A	Radiation (03CH11-HY)
Software	Audix	E3	RK-002391	N/A	N/A	Mar. 11, 2026~ Mar. 13, 2026	N/A	Radiation (03CH11-HY)
Hygrometer	TECPEL	DTM-303B	TP210117	N/A	Oct. 02, 2025	Mar. 11, 2026~ Mar. 13, 2026	Oct. 01, 2026	Radiation (03CH11-HY)
Hygrometer	TECPEL	DTM-303B	TP200880	N/A	Aug. 26, 2025	Mar. 11, 2026~ Mar. 13, 2026	Aug. 25, 2026	Radiation (03CH11-HY)
RF Cable	HUBER + SUHNER	SUCOFLEX 102	804013/2	30M~40G	Mar. 04, 2026	Mar. 11, 2026~ Mar. 13, 2026	Mar. 03, 2027	Radiation (03CH11-HY)
RF Cable	HUBER + SUHNER	SUCOFLEX 102	803951/2	9K~30M	Mar. 04, 2026	Mar. 11, 2026~ Mar. 13, 2026	Mar. 03, 2027	Radiation (03CH11-HY)
RF Cable	HUBER + SUHNER	SUCOFLEX 102	803951/2	30M~40G	Mar. 04, 2026	Mar. 11, 2026~ Mar. 13, 2026	Mar. 03, 2027	Radiation (03CH11-HY)
RF Cable	HUBER + SUHNER	SUCOFLEX 102	805139 2	9K~30M	Mar. 04, 2026	Mar. 11, 2026~ Mar. 13, 2026	Mar. 03, 2027	Radiation (03CH11-HY)
RF Cable	HUBER + SUHNER	SUCOFLEX 102	805139 2	30M~40G	Mar. 04, 2026	Mar. 11, 2026~ Mar. 13, 2026	Mar. 03, 2027	Radiation (03CH11-HY)
Filter	Wainwright	WLK4-1000-1530-8000-40SS	SN11	1.53GHz Low Pass Filter	Sep. 09, 2025	Mar. 11, 2026~ Mar. 13, 2026	Sep. 08, 2026	Radiation (03CH11-HY)

Instrument	Brand Name	Model No.	Serial No.	Characteristics	Calibration Date	Test Date	Due Date	Remark
Spectrum Analyzer	Rohde & Schwarz	FSW43	101456	2Hz to 43.5GHz	Feb. 04, 2026	Mar. 06, 2026~ Mar. 13, 2026	Feb. 03, 2027	Radiation (03CH18-HY)
Harmonic Mixer	Rohde & Schwarz	RPG FS-Z75	102042	50 GHz to 75 GHz	Jun. 27, 2024	Mar. 06, 2026~ Mar. 13, 2026	Jun. 26, 2027	Radiation (03CH18-HY)
Harmonic Mixer*	Rohde & Schwarz	RPG FS-Z60	101033	40GHz to 60GHz	Jun. 27, 2024	Mar. 06, 2026~ Mar. 13, 2026	Jun. 26, 2027	Radiation (03CH18-HY)
Harmonic Mixer*	Rohde & Schwarz	FSZ-90	101867	60GHz to 90GHz	Jun. 27, 2024	Mar. 06, 2026~ Mar. 13, 2026	Jun. 26, 2027	Radiation (03CH18-HY)
Harmonic Mixer*	Rohde & Schwarz	RPG FS-Z140	101130	90GHz to 140GHz	Jun. 27, 2024	Mar. 06, 2026~ Mar. 13, 2026	Jun. 26, 2027	Radiation (03CH18-HY)
Harmonic Mixer	Rohde & Schwarz	RPG FS-Z220	101042	140GHz to 220GHz	Jun. 27, 2024	Mar. 06, 2026~ Mar. 13, 2026	Jun. 26, 2027	Radiation (03CH18-HY)
Antenna	Quinstar	QWH-VPRR00	1371800008	50-75 GHz	Jun. 27, 2024	Mar. 06, 2026~ Mar. 13, 2026	Jun. 26, 2027	Radiation (03CH18-HY)
Antenna	Quinstar	QWH-UPRR00	1410300003	40-60 GHz	Jun. 27, 2024	Mar. 06, 2026~ Mar. 13, 2026	Jun. 26, 2027	Radiation (03CH18-HY)
Antenna	Quinstar	QWH-EPRR00	1372000000	60-90 GHz	Jun. 27, 2024	Mar. 06, 2026~ Mar. 13, 2026	Jun. 26, 2027	Radiation (03CH18-HY)
Antenna	Quinstar	QWH-FPRR00	1011500008	90-140 GHz	Jun. 27, 2024	Mar. 06, 2026~ Mar. 13, 2026	Jun. 26, 2027	Radiation (03CH18-HY)
Antenna	Quinstar	QWH-GPRR00	QWH-GPRR00 -01	140-220 GHz	Jun. 27, 2024	Mar. 06, 2026~ Mar. 13, 2026	Jun. 26, 2027	Radiation (03CH18-HY)
RF Cable	HUBER + SUHNER	SUCOFLEX 102	801607/2	N/A	Dec. 24, 2025	Mar. 06, 2026~ Mar. 13, 2026	Dec. 23, 2026	Radiation (03CH18-HY)
RF Cable	HUBER + SUHNER	SUCOFLEX 102	519231/2	N/A	Dec. 24, 2025	Mar. 06, 2026~ Mar. 13, 2026	Dec. 23, 2026	Radiation (03CH18-HY)
Detector	Quinstars	QEA-FBFBVP	2672009	50 ~ 75 GHz	Jul. 09, 2024	Mar. 06, 2026~ Mar. 13, 2026	Jul. 08, 2027	Radiation (03CH18-HY)
Oscilloscope	Rohde & Schwarz	RTO 1002	400025	600MHz, 10GSa/sec	Aug. 29, 2025	Mar. 06, 2026~ Mar. 13, 2026	Aug. 28, 2026	Radiation (03CH18-HY)
Temperature Chamber	ESPEC	SU-641	92013720	-40℃ ~90℃	Sep. 10, 2025	Mar. 06, 2026~ Mar. 13, 2026	Sep. 09, 2026	Radiation (03CH18-HY)
AC Power Source	AC POWER	AFC-500W	F104070011	50Hz~60Hz	May 12, 2025	Mar. 06, 2026~ Mar. 13, 2026	N/A	Radiation (03CH18-HY)
Hygrometer	TECPEL	DTM-303A	TP201996	N/A	Nov. 04, 2025	Mar. 06, 2026	Nov. 03, 2026	Conducted (TH05-HY)
Power Sensor	DARE	RPR3006W	17I00015SNO 37 (NO:167)	10MHz~6GHz	Nov. 14, 2025	Mar. 06, 2026	Nov. 13, 2026	Conducted (TH05-HY)
Signal Analyzer	Rohde & Schwarz	FSV3044	101468	10HZ~44GHZ	Mar. 13, 2025	Mar. 06, 2026	Mar. 12, 2026	Conducted (TH05-HY)
Switch Control Mainframe	E-Instument	ETF-1405-0	EC1900067 (BOX7)	N/A	Jul. 02, 2025	Mar. 06, 2026	Jul. 01, 2026	Conducted (TH05-HY)
Software	Sporton	BTWIFI_Final_ve rsion_240513	N/A	Conducted Other Test Item	N/A	Mar. 06, 2026	N/A	Conducted (TH05-HY)

Note: (*) Equipment manufacturer's Calibration Certificate.

————THE END————