Conducted Spurious Emission

<1Mbps>

CSE Plot on Low Ch between 30MHz ~ 1 GHz	CSE Plot on Low Ch between 1GHz ~ 26.5GHz
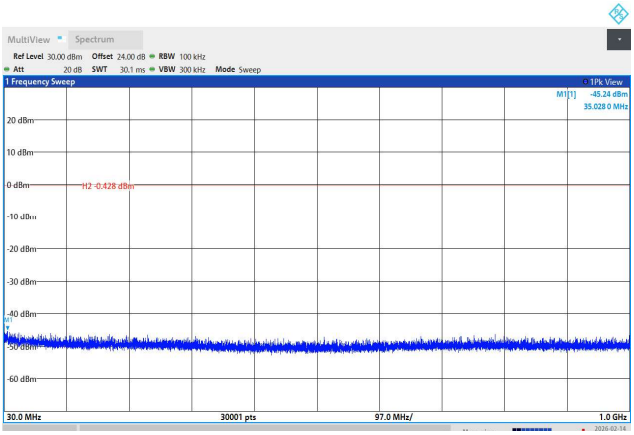	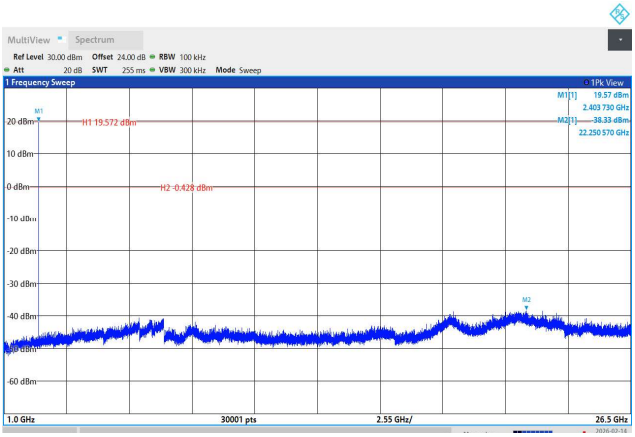
CSE Plot on Mid. Ch between 30MHz ~ 1 GHz	**CSE Plot on Mid. Ch between 1GHz ~ 26.5GHz**
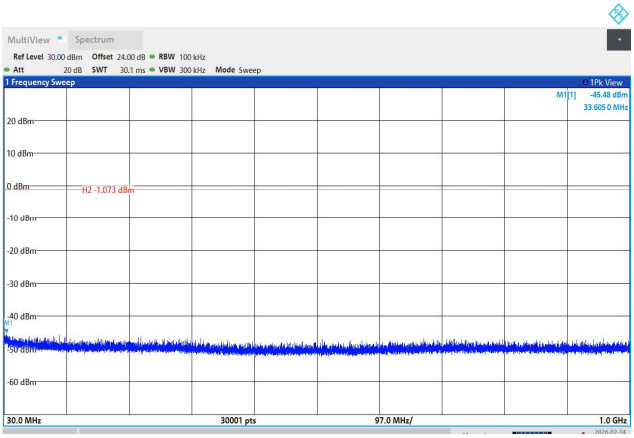	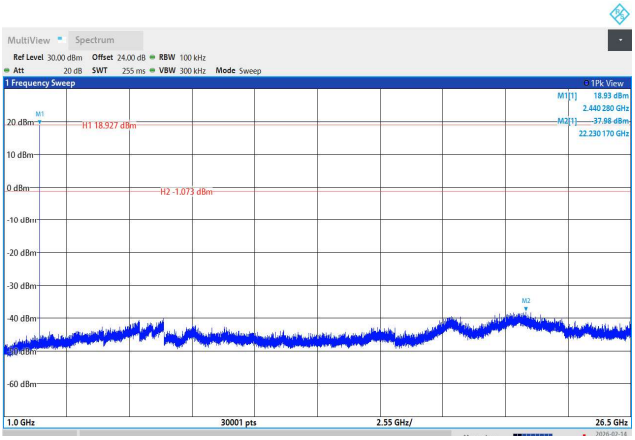
CSE Plot on High Ch between 30MHz ~ 1 GHz	**CSE Plot on High Ch between 1GHz ~ 26.5GHz**
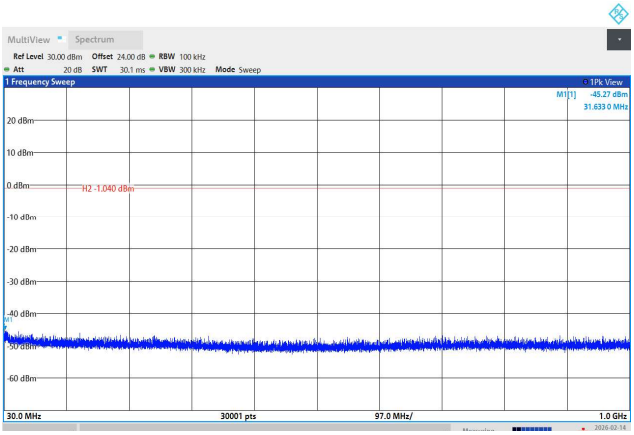	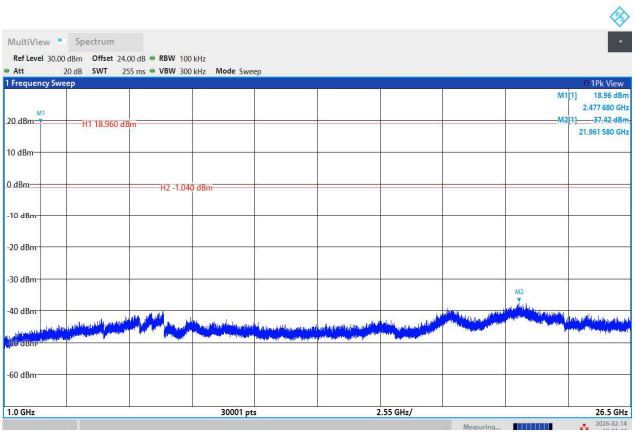

<2Mbps>

CSE Plot on Low Ch between 30MHz ~ 1 GHz	CSE Plot on Low Ch between 1GHz ~ 26.5GHz
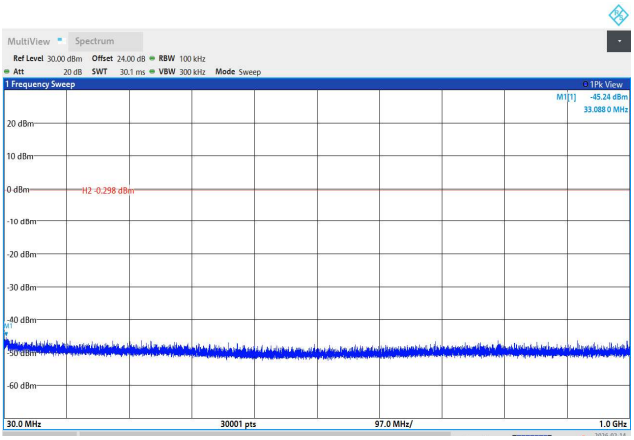	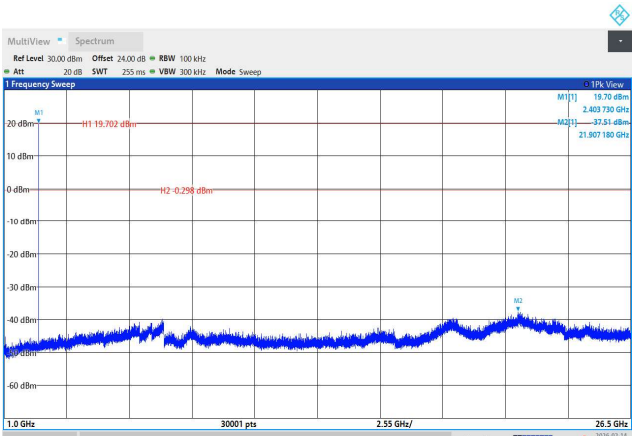
CSE Plot on Mid. Ch between 30MHz ~ 1 GHz	**CSE Plot on Mid. Ch between 1GHz ~ 26.5GHz**
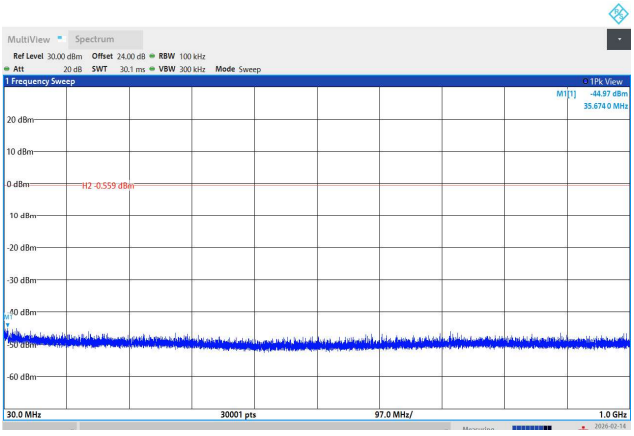	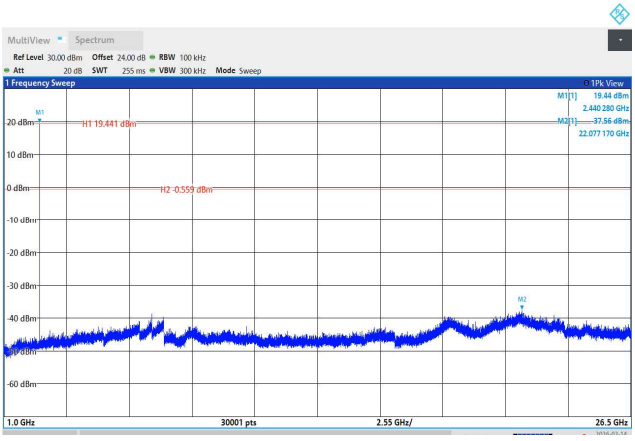
CSE Plot on High Ch between 30MHz ~ 1 GHz	**CSE Plot on High Ch between 1GHz ~ 26.5GHz**
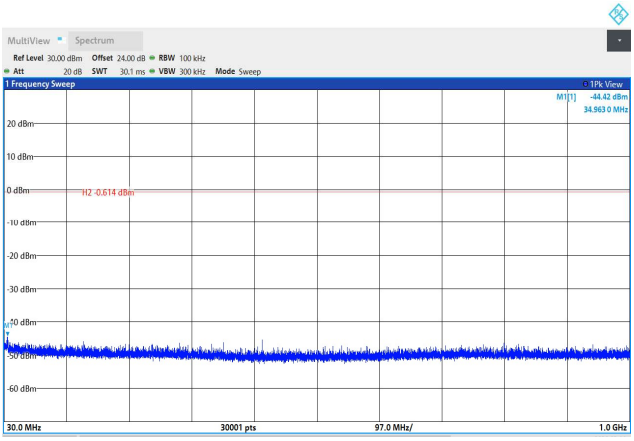	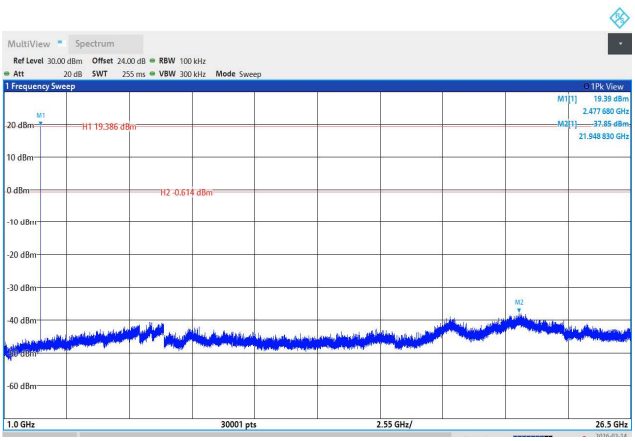

Appendix B. AC Conducted Emission Test Results

Test Engineer :	Calvin Wang	**Temperature :**	23~26℃
		Relative Humidity :	45~55%

EUT Information

Report NO :	5O3005
Test Mode :	Mode 1
Test Voltage :	120Vac/60Hz
Phase :	Line

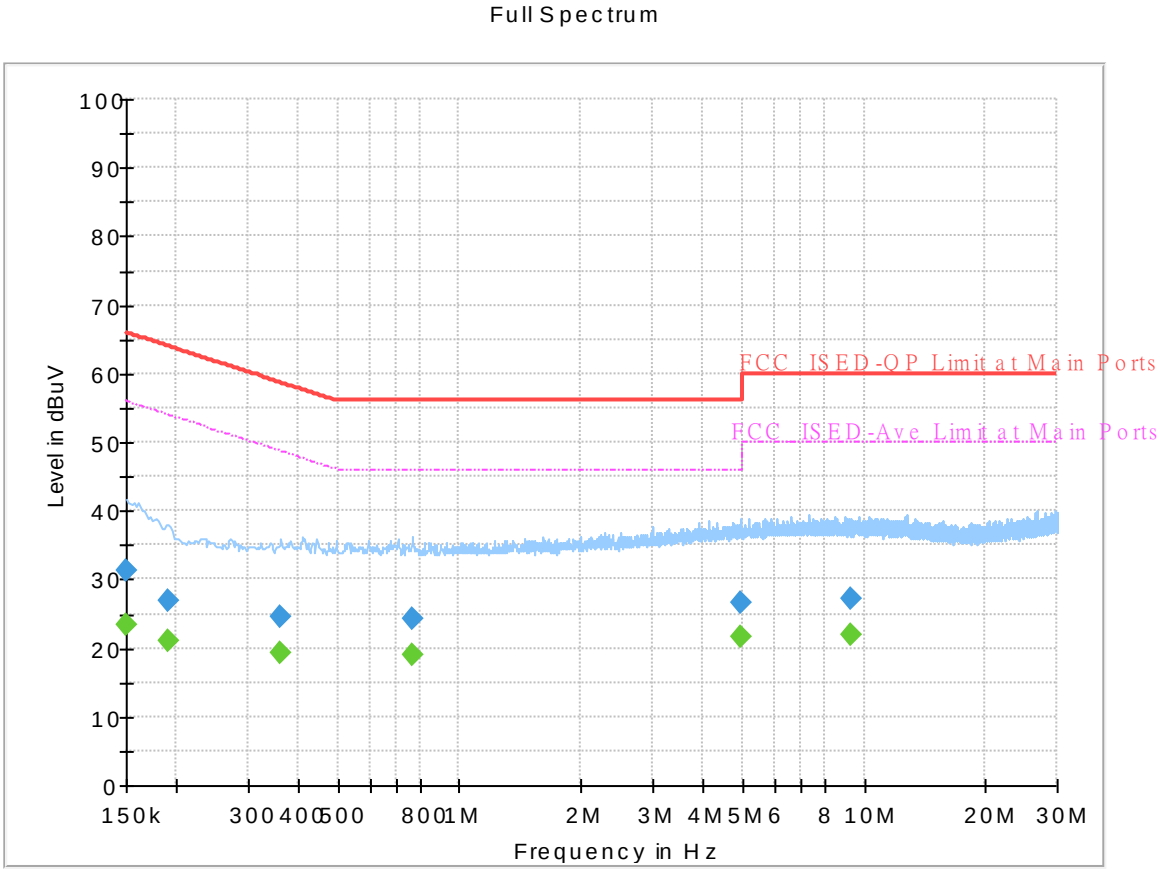

Final_Result

Frequency (MHz)	QuasiPeak (dBuV)	CAverage (dBuV)	Limit (dBuV)	Margin (dB)	Line	Filter	Corr. (dB)
0.150000	---	23.39	56.00	32.61	L1	OFF	19.8
0.150000	31.16	---	66.00	34.84	L1	OFF	19.8
0.190500	---	20.96	54.02	33.06	L1	OFF	19.8
0.190500	26.98	---	64.02	37.04	L1	OFF	19.8
0.361500	---	19.38	48.69	29.31	L1	OFF	19.8
0.361500	24.53	---	58.69	34.16	L1	OFF	19.8
0.764250	---	18.97	46.00	27.03	L1	OFF	19.9
0.764250	24.31	---	56.00	31.69	L1	OFF	19.9
4.978500	---	21.51	46.00	24.49	L1	OFF	20.1
4.978500	26.66	---	56.00	29.34	L1	OFF	20.1
9.244500	---	21.95	50.00	28.05	L1	OFF	20.4
9.244500	27.17	---	60.00	32.83	L1	OFF	20.4

EUT Information

Report NO :	5O3005
Test Mode :	Mode 1
Test Voltage :	120Vac/60Hz
Phase :	Neutral

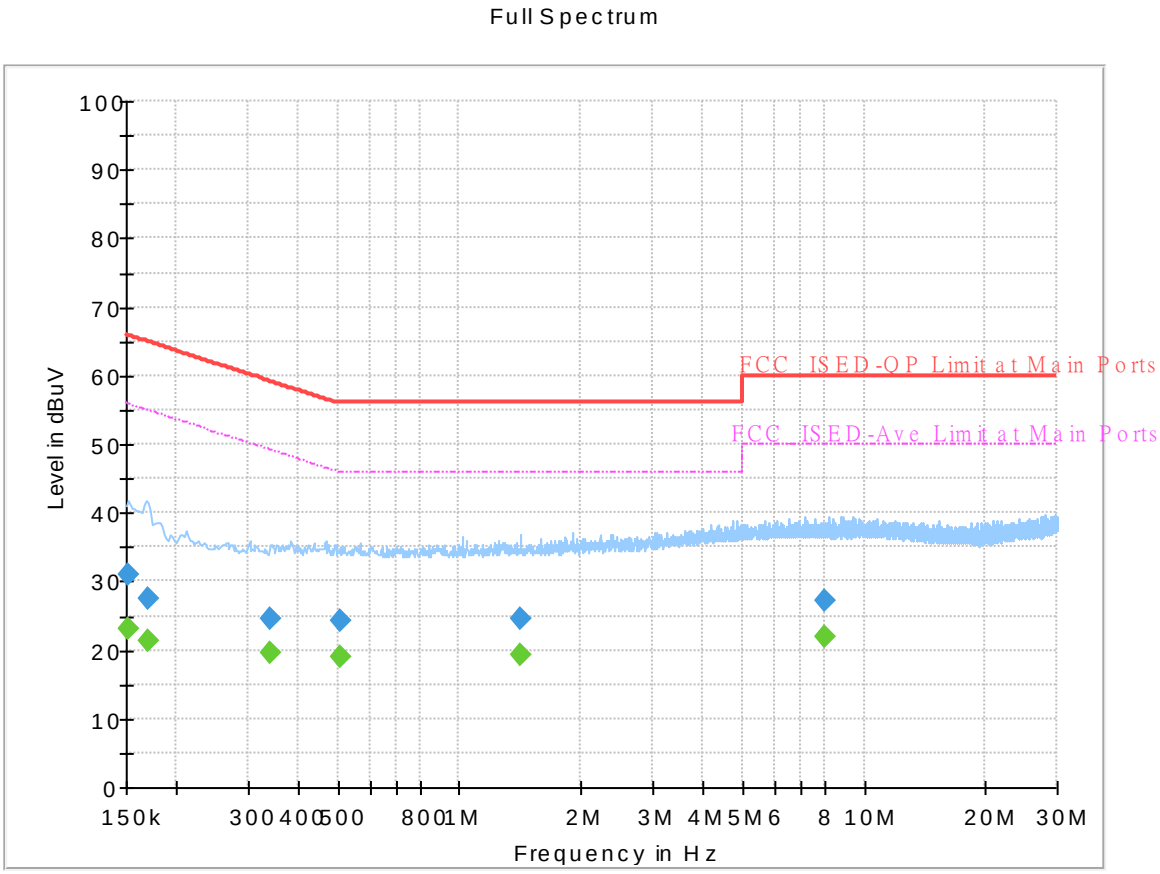

Final_Result

Frequency (MHz)	QuasiPeak (dBuV)	CAverage (dBuV)	Limit (dBuV)	Margin (dB)	Line	Filter	Corr. (dB)
0.152250	---	23.07	55.88	32.81	N	OFF	19.8
0.152250	31.12	---	65.88	34.76	N	OFF	19.8
0.170250	---	21.43	54.95	33.52	N	OFF	19.8
0.170250	27.49	---	64.95	37.46	N	OFF	19.8
0.339000	---	19.50	49.23	29.73	N	OFF	19.8
0.339000	24.60	---	59.23	34.63	N	OFF	19.8
0.505500	---	19.08	46.00	26.92	N	OFF	19.8
0.505500	24.39	---	56.00	31.61	N	OFF	19.8
1.412250	---	19.27	46.00	26.73	N	OFF	19.9
1.412250	24.48	---	56.00	31.52	N	OFF	19.9
8.029500	---	21.90	50.00	28.10	N	OFF	20.4
8.029500	27.24	---	60.00	32.76	N	OFF	20.4

Appendix C. Radiated Spurious Emission Test Data

Test Engineer :	Jesse Wang, Stan Hsieh and, Ken Wu	**Temperature :**	18.2~21.3°C
		Relative Humidity :	56.4~68.6%

Note symbol

-L	**Low channel location**
-R	**High channel location**

C1.Radiated Spurious Emission Test Modes

Mode	Band (MHz)	Antenna	Modulation	Channel	Frequency	Data Rate	Remark
Mode 1	2400-2483.5	0	Bluetooth-LE_ASK	02	2404	1Mbps	-
Mode 2	2400-2483.5	0	Bluetooth-LE_ASK	38	2440	1Mbps	-
Mode 3	2400-2483.5	0	Bluetooth-LE_ASK	76	2478	1Mbps	-
Mode 4	2400-2483.5	0	Bluetooth-LE_ASK	02	2404	2Mbps	-
Mode 5	2400-2483.5	0	Bluetooth-LE_ASK	38	2440	2Mbps	-
Mode 6	2400-2483.5	0	Bluetooth-LE_ASK	76	2478	2Mbps	-
Mode 7	2400-2483.5	0	Bluetooth-LE_ASK	SHF (Above 18GHz)			-
Mode 8	2400-2483.5	0	Bluetooth-LE_ASK	LF (Below 1GHz)			-

C2.Summary of each worse mode

Mode	Modulation	Ch.	Freq. (MHz)	Level (dBuV/m)	Limit (dBuV/m)	Margin (dB)	Pol.	Peak Avg.	Result	Remark
1	Bluetooth-LE_ASK	02	2333.50	48.50	74.00	-25.50	V	Peak	Pass	Band Edge
	Bluetooth-LE_ASK	02	4808.00	43.00	74.00	-31.00	V	Peak	Pass	Harmonic
2	Bluetooth-LE_ASK	38	2327.81	47.87	74.00	-26.13	V	Peak	Pass	Band Edge
	Bluetooth-LE_ASK	38	4880.00	42.61	74.00	-31.39	V	Peak	Pass	Harmonic
3	Bluetooth-LE_ASK	76	2489.77	46.94	74.00	-27.06	H	Peak	Pass	Band Edge
	Bluetooth-LE_ASK	76	4956.00	41.54	74.00	-32.46	V	Peak	Pass	Harmonic
4	Bluetooth-LE_ASK	02	2347.41	45.58	74.00	-28.42	V	Peak	Pass	Band Edge
	Bluetooth-LE_ASK	02	4808.00	42.90	74.00	-31.10	V	Peak	Pass	Harmonic
5	Bluetooth-LE_ASK	38	2496.22	45.66	74.00	-28.34	V	Peak	Pass	Band Edge
	Bluetooth-LE_ASK	38	4880.00	42.51	74.00	-31.49	V	Peak	Pass	Harmonic
6	Bluetooth-LE_ASK	76	2483.65	50.14	74.00	-23.86	V	Peak	Pass	Band Edge
	Bluetooth-LE_ASK	76	4956.00	41.66	74.00	-32.34	V	Peak	Pass	Harmonic
7	SHF		24998.47	36.25	74.00	-37.75	V	Peak	Pass	-
8	LF		30.00	28.85	40.00	-11.15	V	Peak	Pass	-

Mode	1	
	Band Edge	
	2400-2483.5_Bluetooth-LE_ASK_CH02_2404MHz	
ANT	0	
Pol.	Horizontal	Fundamental
Peak	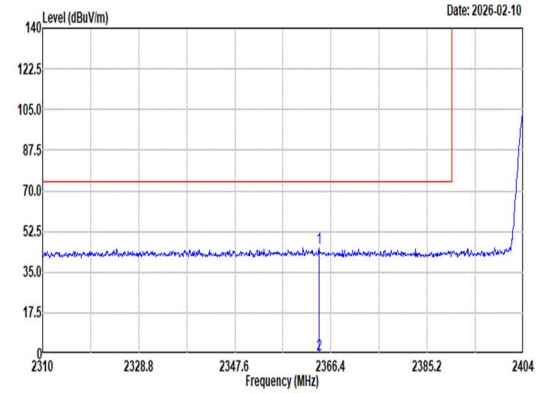 Site : 03CH07-HY Condition: PEAK_BE_74 3m HF_ANT_00075962 HORIZONTAL : RBW:1000.000kHz VBW:3000.000kHz SWT:Auto Freq Level Limit Line Margin Read Level Ant Factor Cable Loss Preamp Factor Aux Factor APos TPos Remark MHz dBuV/m dBuV/m dB dBuV dB/m dB dB dB cm deg 1 2364.05 45.34 74.00 -28.66 39.53 32.16 8.31 34.66 0.00 100 306 Peak 2 2364.05 -0.34 54.00 -54.34 -- -- -- -- -- -- -- AVERAGE	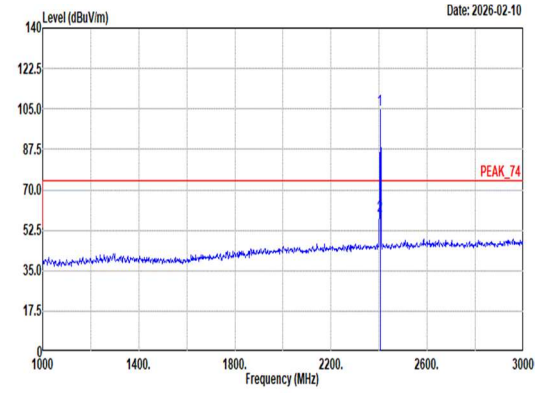 Site : 03CH07-HY Condition: PEAK_74 3m HF_ANT_00075962 HORIZONTAL : RBW:1000.000kHz VBW:3000.000kHz SWT:Auto Freq Level Limit Line Margin Read Level Ant Factor Cable Loss Preamp Factor Aux Factor APos TPos Remark MHz dBuV/m dBuV/m dB dBuV dB/m dB dB dB cm deg 1 2404.00 104.36 ------ ------ 98.48 32.16 8.39 34.67 0.00 100 306 Peak 2 2404.00 58.68 ------ ------ -- -- -- -- -- -- -- Average

Mode	1	
	Band Edge	
	2400-2483.5_Bluetooth-LE_ASK_CH02_2404MHz	
ANT	0	
Pol.	Vertical	Fundamental
Peak	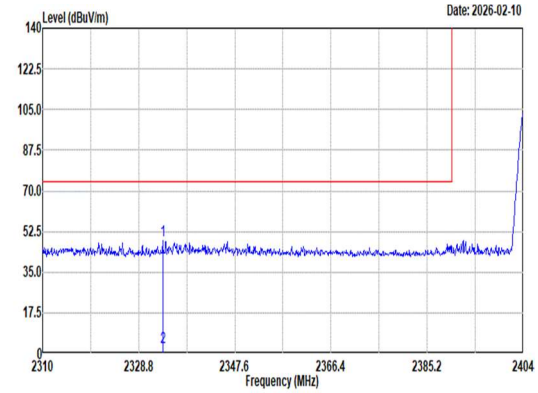 Site : 03CH07-HY Condition: PEAK_BE_74 3m HF_ANT_00075962 VERTICAL : RBW:1000.000kHz VBW:3000.000kHz SWT:Auto Freq Level Limit Line Margin Read Level Ant Factor Cable Loss Preamp Factor Aux Factor APos TPos Remark MHz dBuV/m dBuV/m dB dBuV dB/m dB dB dB cm deg 1 2333.50 48.50 74.00 -25.50 42.80 32.10 8.26 34.66 0.00 104 193 Peak 2 2333.50 2.82 54.00 -51.18 -- -- -- -- -- -- -- AVERAGE	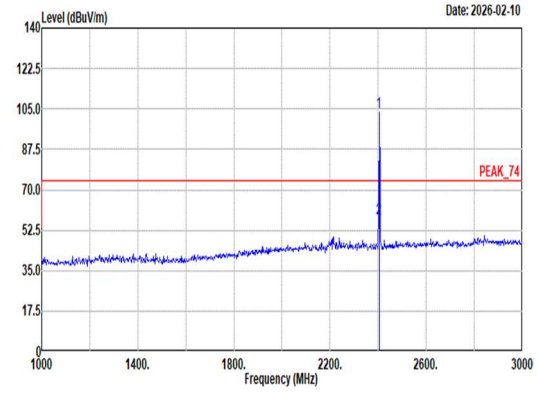 Site : 03CH07-HY Condition: PEAK_74 3m HF_ANT_00075962 VERTICAL : RBW:1000.000kHz VBW:3000.000kHz SWT:Auto Freq Level Limit Line Margin Read Level Ant Factor Cable Loss Preamp Factor Aux Factor APos TPos Remark MHz dBuV/m dBuV/m dB dBuV dB/m dB dB dB cm deg 1 2404.00 103.42 ------ ------ 97.54 32.16 8.39 34.67 0.00 104 193 Peak 2 2404.00 57.74 ------ ------ -- -- -- -- -- -- -- Average

Mode	1	
	Harmonic	
	2400-2483.5_Bluetooth-LE_ASK_CH02_2404MHz	
ANT	0	
Pol.	Horizontal	Vertical
Peak Avg	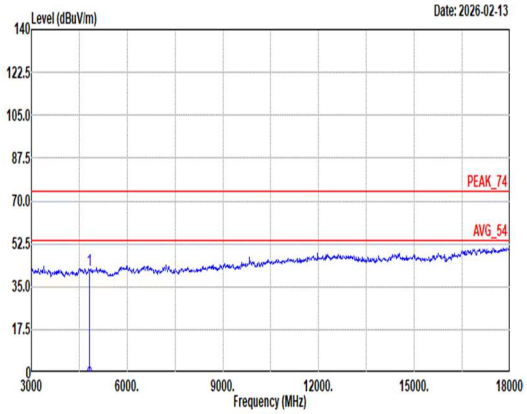 Site : 03CH07-HY Condition: PEAK_74 3m HF_ANT_00075962 HORIZONTAL Freq Level Limit Line Margin Read Level Ant Factor Cable Loss Preamp Factor Aux Factor APos TPos Remark MHz dBuV/m dBuV/m dB dBuV dB/m dB dB dB cm deg 1 4808.00 41.72 74.00 -32.28 52.64 34.50 11.93 58.40 1.05 -- -- Peak 2 4808.00 -3.96 54.00 -57.96 -- -- -- -- -- -- -- Average	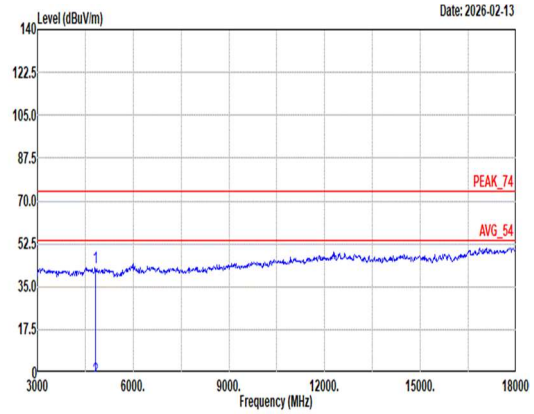 Site : 03CH07-HY Condition: PEAK_74 3m HF_ANT_00075962 VERTICAL Freq Level Limit Line Margin Read Level Ant Factor Cable Loss Preamp Factor Aux Factor APos TPos Remark MHz dBuV/m dBuV/m dB dBuV dB/m dB dB dB cm deg 1 4808.00 43.00 74.00 -31.00 53.92 34.50 11.93 58.40 1.05 -- -- Peak 2 4808.00 -2.68 54.00 -56.68 -- -- -- -- -- -- -- Average

Mode	1	
	Harmonic	
	2400-2483.5_Bluetooth-LE_ASK_CH02_2404MHz	
ANT	0	
Pol.	Horizontal	Vertical
14.47G ~14.5G Avg	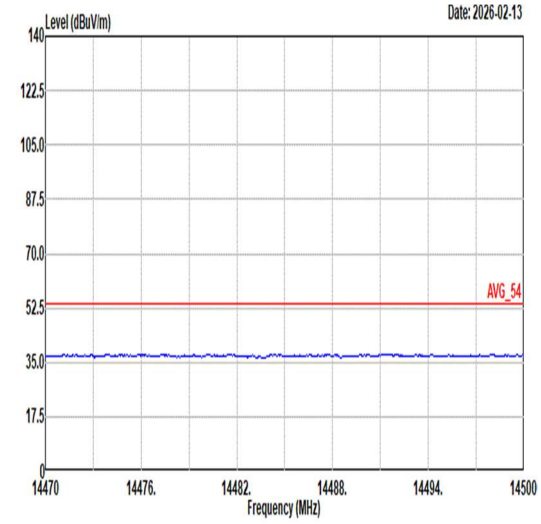 Site : 03CH07-HY Condition: AVG_54 3m HF_ANT_00075962 HORIZONTAL	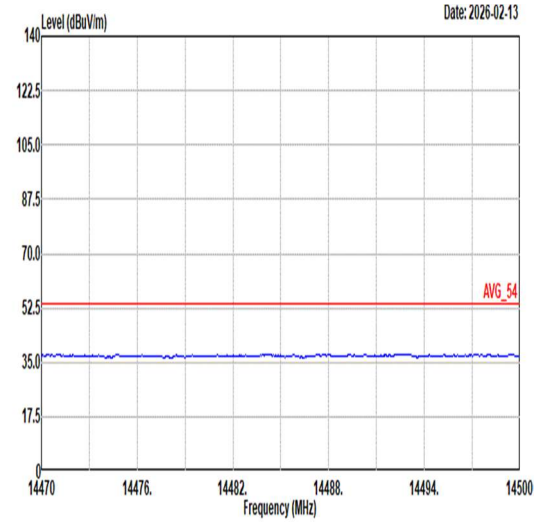 Site : 03CH07-HY Condition: AVG_54 3m HF_ANT_00075962 VERTICAL
17.7G ~18G Avg	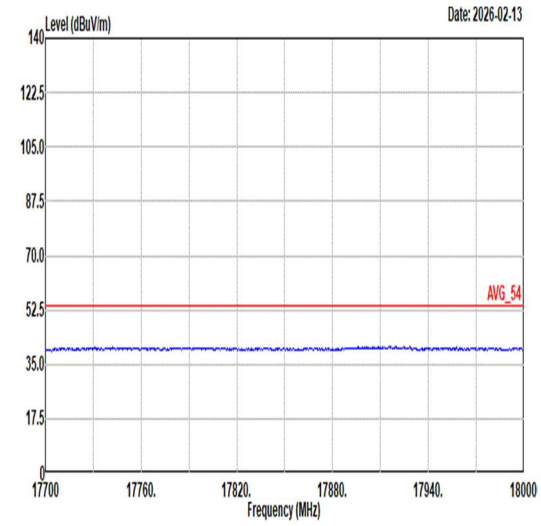 Site : 03CH07-HY Condition: AVG_54 3m HF_ANT_00075962 HORIZONTAL	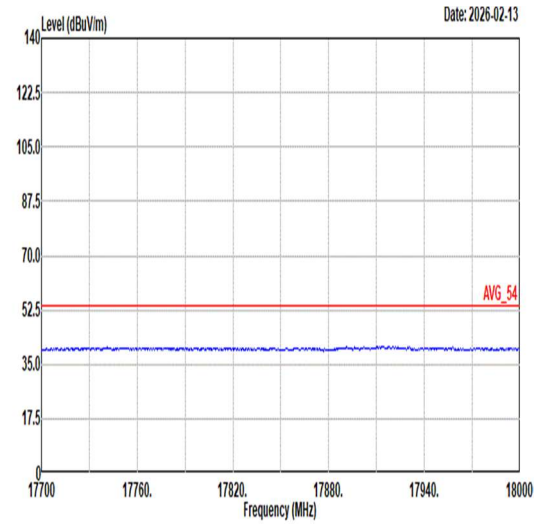 Site : 03CH07-HY Condition: AVG_54 3m HF_ANT_00075962 VERTICAL

Mode	2	
	Band Edge - L	
	2400-2483.5_Bluetooth-LE_ASK_CH38_2440MHz	
ANT	0	
Pol.	Horizontal	Fundamental
Peak	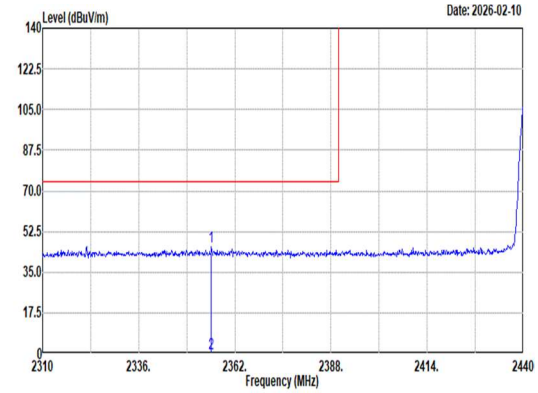 Site : 03CH07-HY Condition: PEAK_BE_74 3m HF_ANT_00075962 HORIZONTAL : RBW:1000.000kHz VBW:3000.000kHz SWT:Auto Freq Level Limit Line Margin Read Level Ant Factor Cable Loss Preamp Factor Aux Factor APos TPos Remark MHz dBuV/m dBuV/m dB dBuV dB/m dB dB dB cm deg 1 2355.63 45.87 74.00 -28.13 40.07 32.16 8.30 34.66 0.00 154 219 Peak 2 2355.63 0.19 54.00 -53.81 -- -- -- -- -- -- -- AVERAGE	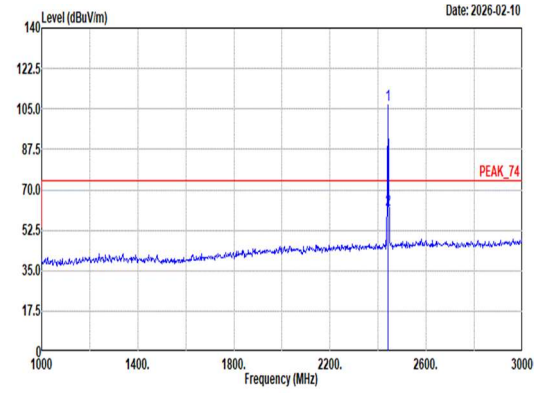 Site : 03CH07-HY Condition: PEAK_74 3m HF_ANT_00075962 HORIZONTAL : RBW:1000.000kHz VBW:3000.000kHz SWT:Auto Freq Level Limit Line Margin Read Level Ant Factor Cable Loss Preamp Factor Aux Factor APos TPos Remark MHz dBuV/m dBuV/m dB dBuV dB/m dB dB dB cm deg 1 2440.00 106.82 ------ ------ 100.62 32.42 8.45 34.67 0.00 154 219 Peak 2 2440.00 61.14 ------ ------ -- -- -- -- -- -- -- Average

Mode	2	
	Band Edge - R	
	2400-2483.5_Bluetooth-LE_ASK_CH38_2440MHz	
ANT	0	
Pol.	Horizontal	Fundamental
Peak	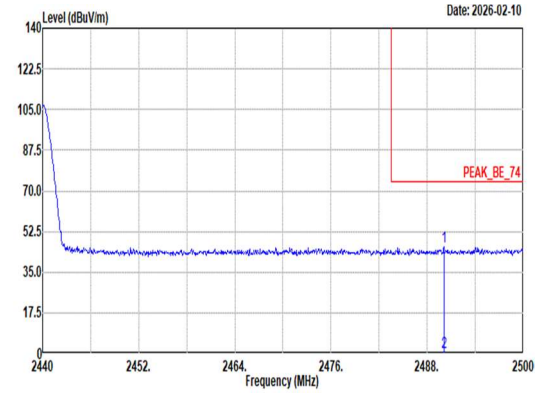 Site : 03CH07-HY Condition: PEAK_BE_74 3m HF_ANT_00075962 HORIZONTAL : RBW:1000.000kHz VBW:3000.000kHz SWT:Auto Limit Read Ant Cable Preamp Aux APos TPos Freq Level Line Margin Level Factor Loss Factor Factor Remark MHz dBuV/m dBuV/m dB dBuV dB/m dB dB dB cm deg 1 2490.10 46.14 74.00 -27.86 39.49 32.80 8.53 34.68 0.00 154 219 Peak 2 2490.10 0.46 54.00 -53.54 -- -- -- -- -- -- -- AVERAGE	Blank

Mode	2	
	Band Edge - L	
	2400-2483.5_Bluetooth-LE_ASK_CH38_2440MHz	
ANT	0	
Pol.	Vertical	Fundamental
Peak	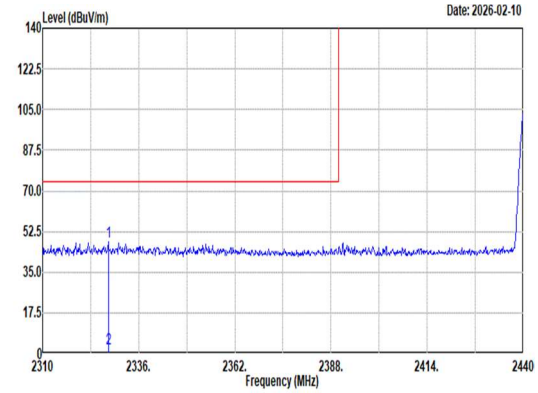 Site : 03CH07-HY Condition: PEAK_BE_74 3m HF_ANT_00075962 VERTICAL : RBW:1000.000kHz VBW:3000.000kHz SWT:Auto Freq Level Limit Line Margin Read Level Ant Factor Cable Loss Preamp Factor Aux Factor APos TPos Remark MHz dBuV/m dBuV/m dB dBuV dB/m dB dB dB cm deg 1 2327.81 47.87 74.00 -26.13 42.18 32.10 8.25 34.66 0.00 100 190 Peak 2 2327.81 2.19 54.00 -51.81 -- -- -- -- -- -- -- AVERAGE	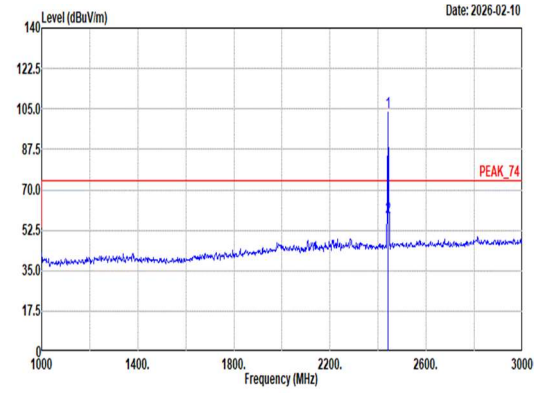 Site : 03CH07-HY Condition: PEAK_74 3m HF_ANT_00075962 VERTICAL : RBW:1000.000kHz VBW:3000.000kHz SWT:Auto Freq Level Limit Line Margin Read Level Ant Factor Cable Loss Preamp Factor Aux Factor APos TPos Remark MHz dBuV/m dBuV/m dB dBuV dB/m dB dB dB cm deg 1 2440.00 103.68 ------ ------ 97.48 32.42 8.45 34.67 0.00 100 190 Peak 2 2440.00 58.00 ------ ------ -- -- -- -- -- -- -- Average

Mode	2	
	Band Edge - R	
	2400-2483.5_Bluetooth-LE_ASK_CH38_2440MHz	
ANT	0	
Pol.	Vertical	Fundamental
Peak	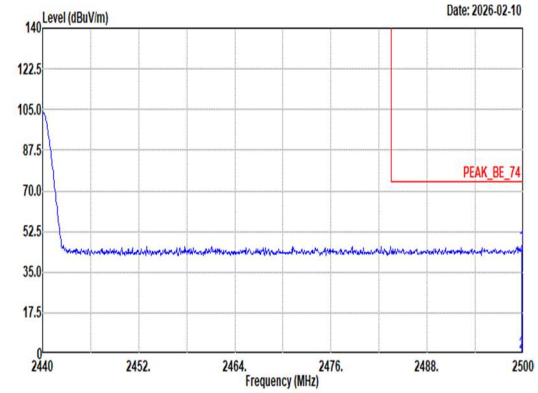 Site : 03CH07-HY Condition: PEAK_BE_74 3m HF_ANT_00075962 VERTICAL : RBW:1000.000kHz VBW:3000.000kHz SWT:Auto Limit Read Ant Cable Preamp Aux APos TPos Freq Level Line Margin Level Factor Loss Factor Factor Remark MHz dBuV/m dBuV/m dB dBuV dB/m dB dB dB cm deg 1 2499.82 46.41 74.00 -27.59 39.65 32.90 8.54 34.68 0.00 100 190 Peak 2 2499.82 0.73 54.00 -53.27 -- -- -- -- -- -- -- AVERAGE	Blank

Mode	2	
	Harmonic	
	2400-2483.5_Bluetooth-LE_ASK_CH38_2440MHz	
ANT	0	
Pol.	Horizontal	Vertical
Peak Avg	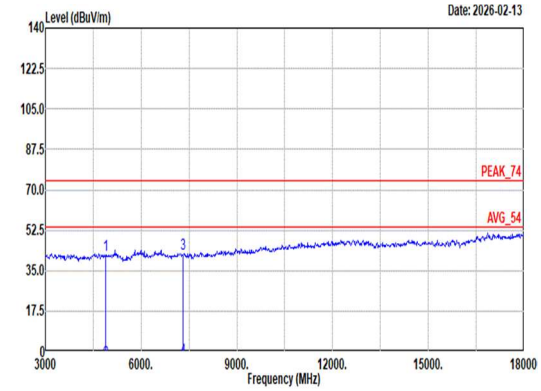 Site : 03CH07-HY Condition: PEAK_74 3m HF_ANT_00075962 HORIZONTAL Freq Level Limit Line Margin Read Level Ant Factor Cable Loss Preamp Factor Aux Factor APos TPos Remark MHz dBuV/m dBuV/m dB dBuV dB/m dB dB dB cm deg 1 4880.00 41.67 74.00 -32.33 52.46 34.44 12.03 58.25 0.99 -- -- Peak 2 4880.00 -4.01 54.00 -58.01 -- -- -- -- -- -- -- Average 3 7320.00 42.40 74.00 -31.60 48.24 36.00 14.70 57.70 1.16 -- -- Peak 4 7320.00 -3.28 54.00 -57.28 -- -- -- -- -- -- -- Average	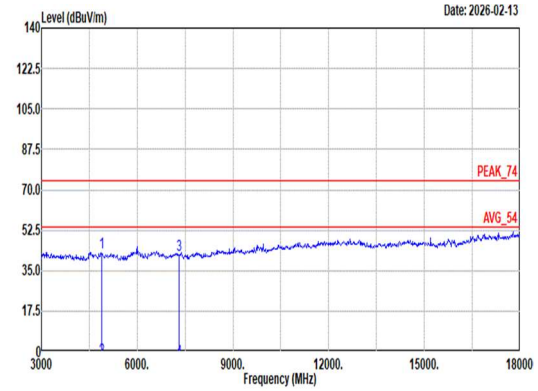 Site : 03CH07-HY Condition: PEAK_74 3m HF_ANT_00075962 VERTICAL Freq Level Limit Line Margin Read Level Ant Factor Cable Loss Preamp Factor Aux Factor APos TPos Remark MHz dBuV/m dBuV/m dB dBuV dB/m dB dB dB cm deg 1 4880.00 42.61 74.00 -31.39 53.40 34.44 12.03 58.25 0.99 -- -- Peak 2 4880.00 -3.07 54.00 -57.07 -- -- -- -- -- -- -- Average 3 7320.00 41.87 74.00 -32.13 47.71 36.00 14.70 57.70 1.16 -- -- Peak 4 7320.00 -3.81 54.00 -57.81 -- -- -- -- -- -- -- Average

Mode	2	
	Harmonic	
	2400-2483.5_Bluetooth-LE_ASK_CH38_2440MHz	
ANT	0	
Pol.	Horizontal	Vertical
14.47G ~14.5G Avg	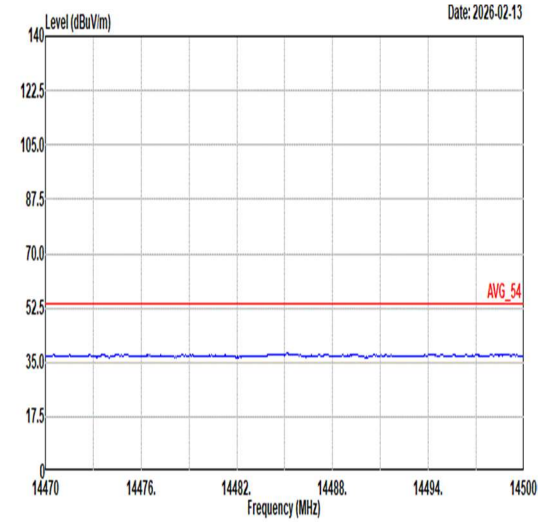 Site : 03CH07-HY Condition: AVG_54 3m HF_ANT_00075962 HORIZONTAL	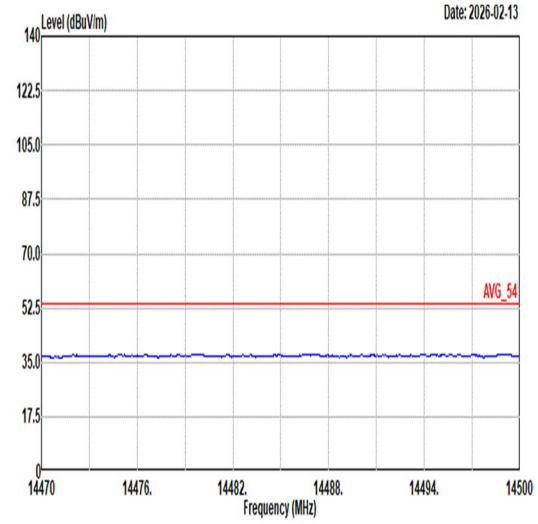 Site : 03CH07-HY Condition: AVG_54 3m HF_ANT_00075962 VERTICAL
17.7G ~18G Avg	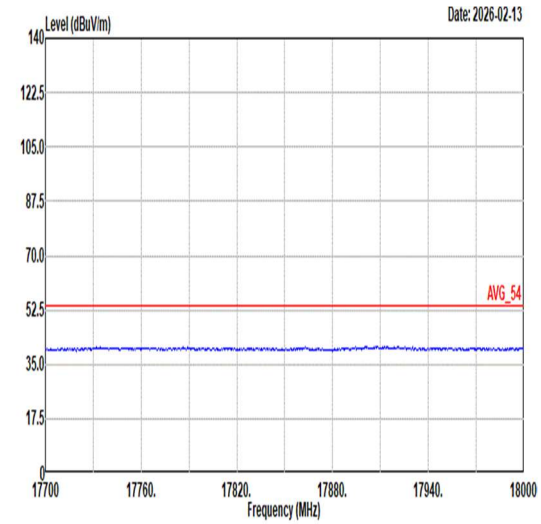 Site : 03CH07-HY Condition: AVG_54 3m HF_ANT_00075962 HORIZONTAL	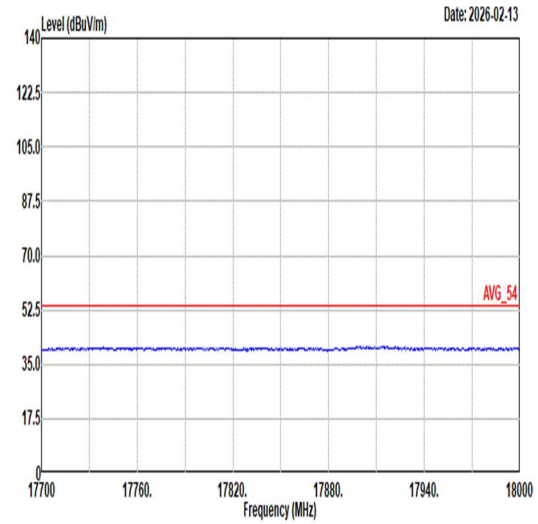 Site : 03CH07-HY Condition: AVG_54 3m HF_ANT_00075962 VERTICAL

Mode	3	
	Band Edge	
	2400-2483.5_Bluetooth-LE_ASK_CH76_2478MHz	
ANT	0	
Pol.	Horizontal	Fundamental
Peak	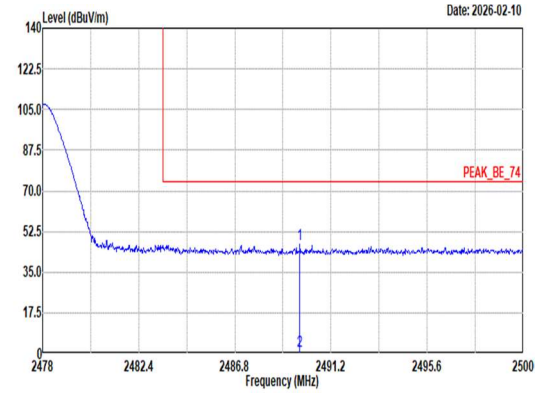 Site : 03CH07-HY Condition: PEAK_BE_74 3m HF_ANT_00075962 HORIZONTAL : RBW:1000.000kHz VBW:3000.000kHz SWT:Auto Freq Level Limit Line Margin Read Level Ant Factor Cable Loss Preamp Factor Aux Factor APos TPos Remark MHz dBuV/m dBuV/m dB dBuV dB/m dB dB dB cm deg 1 2489.77 46.94 74.00 -27.06 40.29 32.80 8.53 34.68 0.00 360 262 Peak 2 2489.77 1.26 54.00 -52.74 -- -- -- -- -- -- -- AVERAGE	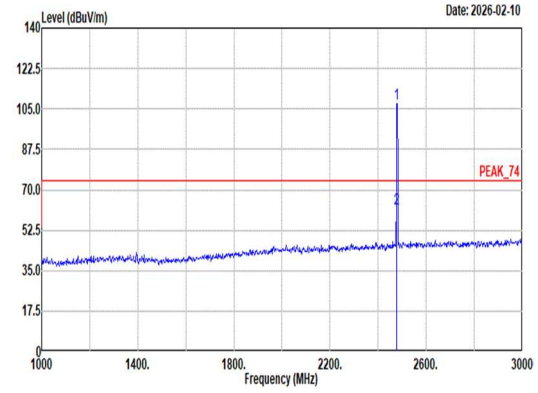 Site : 03CH07-HY Condition: PEAK_74 3m HF_ANT_00075962 HORIZONTAL : RBW:1000.000kHz VBW:3000.000kHz SWT:Auto Freq Level Limit Line Margin Read Level Ant Factor Cable Loss Preamp Factor Aux Factor APos TPos Remark MHz dBuV/m dBuV/m dB dBuV dB/m dB dB dB cm deg 1 2478.00 107.38 ------ ------ 100.85 32.70 8.51 34.68 0.00 360 262 Peak 2 2478.00 61.70 ------ ------ -- -- -- -- -- -- -- Average

Mode	3	
	Band Edge	
	2400-2483.5_Bluetooth-LE_ASK_CH76_2478MHz	
ANT	0	
Pol.	Vertical	Fundamental
Peak	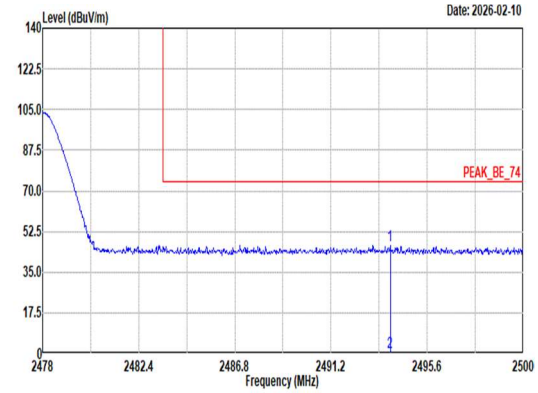 Site : 03CH07-HY Condition: PEAK_BE_74 3m HF_ANT_00075962 VERTICAL : RBW:1000.000kHz VBW:3000.000kHz SWT:Auto Freq Level Limit Line Margin Read Level Ant Factor Cable Loss Preamp Factor Aux Factor APos TPos Remark MHz dBuV/m dBuV/m dB dBuV dB/m dB dB dB cm deg 1 2493.91 46.33 74.00 -27.67 39.64 32.84 8.53 34.68 0.00 182 192 Peak 2 2493.91 0.65 54.00 -53.35 -- -- -- -- -- -- -- AVERAGE	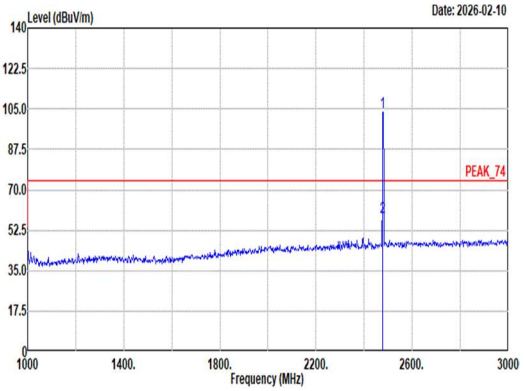 Site : 03CH07-HY Condition: PEAK_74 3m HF_ANT_00075962 VERTICAL : RBW:1000.000kHz VBW:3000.000kHz SWT:Auto Freq Level Limit Line Margin Read Level Ant Factor Cable Loss Preamp Factor Aux Factor APos TPos Remark MHz dBuV/m dBuV/m dB dBuV dB/m dB dB dB cm deg 1 2478.00 103.62 ------ ------ 97.09 32.70 8.51 34.68 0.00 182 192 Peak 2 2478.00 57.94 ------ ------ -- -- -- -- -- -- -- Average

Mode	3	
	Harmonic	
	2400-2483.5_Bluetooth-LE_ASK_CH76_2478MHz	
ANT	0	
Pol.	Horizontal	Vertical
Peak Avg	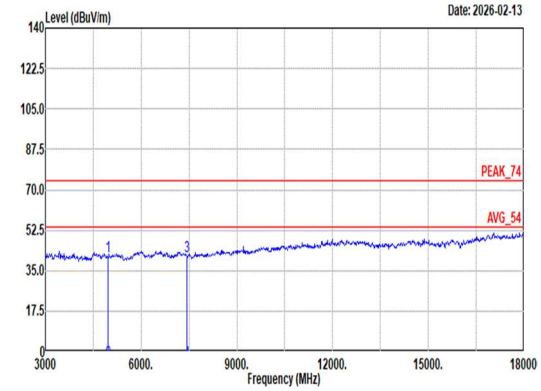 Site : 03CH07-HY Condition: PEAK_74 3m HF_ANT_00075962 HORIZONTAL Freq Level Limit Line Margin Read Level Ant Factor Cable Loss Preamp Factor Aux Factor APos TPos Remark 1 4956.00 41.31 74.00 -32.69 51.82 34.52 12.13 58.09 0.93 -- -- Peak 2 4956.00 -4.37 54.00 -58.37 -- -- -- -- -- -- -- Average 3 7434.00 41.33 74.00 -32.67 47.24 36.00 14.87 57.90 1.12 -- -- Peak 4 7434.00 -4.35 54.00 -58.35 -- -- -- -- -- -- -- Average	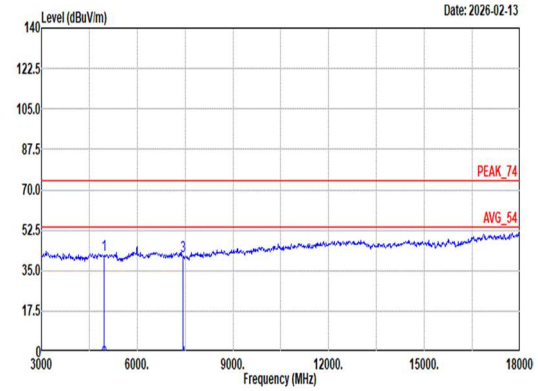 Site : 03CH07-HY Condition: PEAK_74 3m HF_ANT_00075962 VERTICAL Freq Level Limit Line Margin Read Level Ant Factor Cable Loss Preamp Factor Aux Factor APos TPos Remark 1 4956.00 41.54 74.00 -32.46 52.05 34.52 12.13 58.09 0.93 -- -- Peak 2 4956.00 -4.14 54.00 -58.14 -- -- -- -- -- -- -- Average 3 7434.00 41.38 74.00 -32.62 47.29 36.00 14.87 57.90 1.12 -- -- Peak 4 7434.00 -4.30 54.00 -58.30 -- -- -- -- -- -- -- Average

Mode	3	
	Harmonic	
	2400-2483.5_Bluetooth-LE_ASK_CH76_2478MHz	
ANT	0	
Pol.	Horizontal	Vertical
14.47G ~14.5G Avg	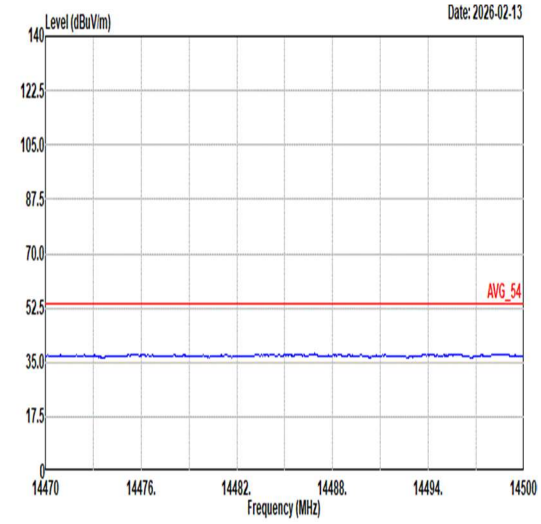 Site : 03CH07-HY Condition: AVG_54 3m HF_ANT_00075962 HORIZONTAL	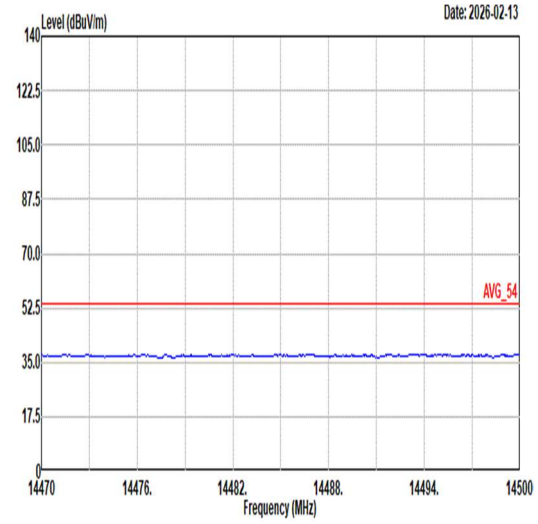 Site : 03CH07-HY Condition: AVG_54 3m HF_ANT_00075962 VERTICAL
17.7G ~18G Avg	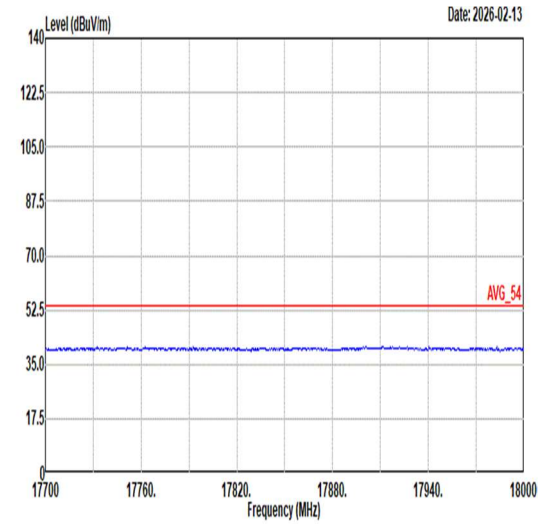 Site : 03CH07-HY Condition: AVG_54 3m HF_ANT_00075962 HORIZONTAL	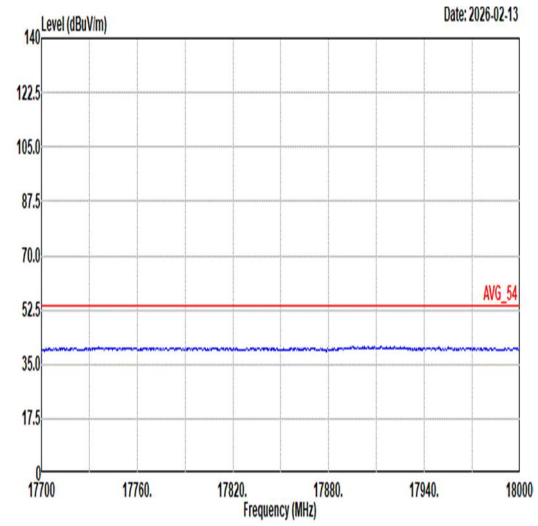 Site : 03CH07-HY Condition: AVG_54 3m HF_ANT_00075962 VERTICAL

Mode	4	
	Band Edge	
	2400-2483.5_Bluetooth-LE_ASK_CH02_2404MHz	
ANT	0	
Pol.	Horizontal	Fundamental
Peak	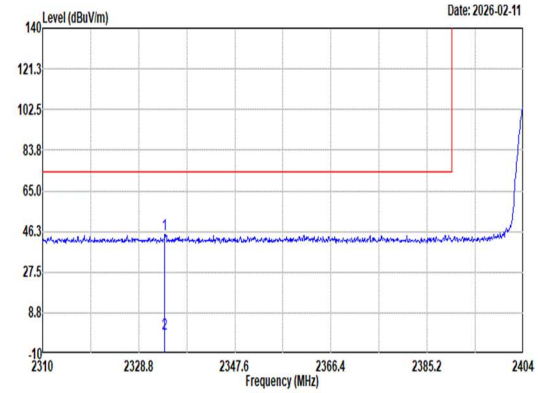 Site : 03CH07-HY Condition: PEAK_BE_74 3m HF_ANT_00075962 HORIZONTAL : RBW:1000.000kHz VBW:3000.000kHz SWT:Auto Freq Level Limit Line Margin Read Level Ant Factor Cable Loss Preamp Factor Aux Factor APos TPos Remark MHz dBuV/m dBuV/m dB dBuV dB/m dB dB dB cm deg 1 2333.88 44.99 74.00 -29.01 39.29 32.10 8.26 34.66 0.00 301 283 Peak 2 2333.88 -0.69 54.00 -54.69 -- -- -- -- -- -- -- AVERAGE	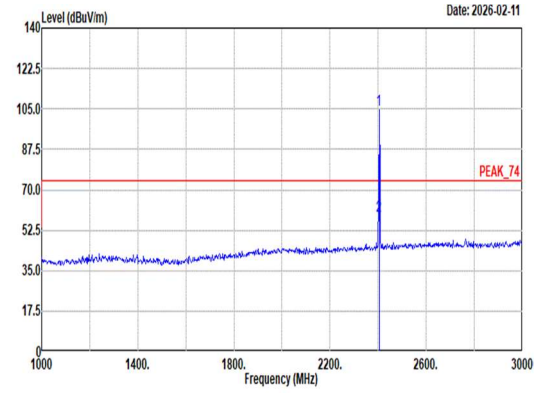 Site : 03CH07-HY Condition: PEAK_74 3m HF_ANT_00075962 HORIZONTAL : RBW:1000.000kHz VBW:3000.000kHz SWT:Auto Freq Level Limit Line Margin Read Level Ant Factor Cable Loss Preamp Factor Aux Factor APos TPos Remark MHz dBuV/m dBuV/m dB dBuV dB/m dB dB dB cm deg 1 2404.00 104.37 ------ ------ 98.49 32.16 8.39 34.67 0.00 301 283 Peak 2 2404.00 58.69 ------ ------ -- -- -- -- -- -- -- Average

Mode	4	
	Band Edge	
	2400-2483.5_Bluetooth-LE_ASK_CH02_2404MHz	
ANT	0	
Pol.	Vertical	Fundamental
Peak	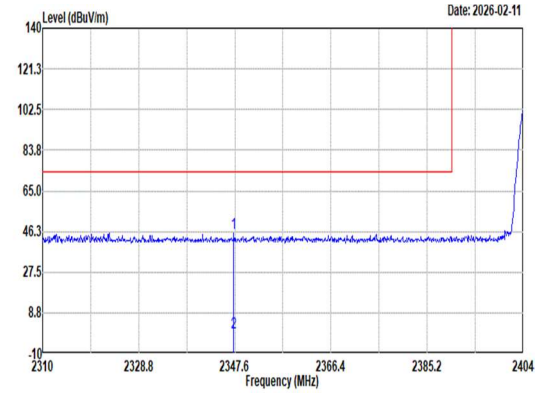 Site : 03CH07-HY Condition: PEAK_BE_74 3m HF_ANT_00075962 VERTICAL : RBW:1000.000kHz VBW:3000.000kHz SWT:Auto Freq Level Limit Line Margin Read Level Ant Factor Cable Loss Preamp Factor Aux Factor APos TPos Remark MHz dBuV/m dBuV/m dB dBuV dB/m dB dB dB cm deg 1 2347.41 45.58 74.00 -28.42 39.86 32.10 8.28 34.66 0.00 100 172 Peak 2 2347.41 -0.10 54.00 -54.10 -- -- -- -- -- -- -- AVERAGE	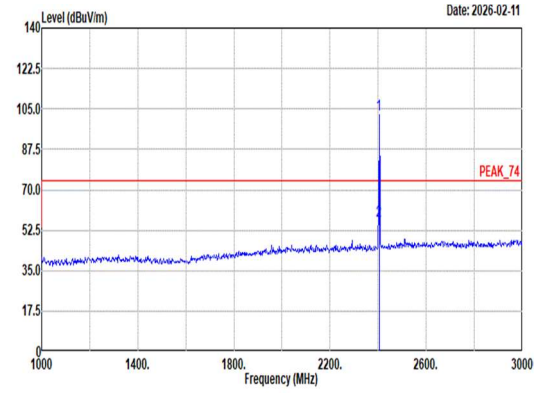 Site : 03CH07-HY Condition: PEAK_74 3m HF_ANT_00075962 VERTICAL : RBW:1000.000kHz VBW:3000.000kHz SWT:Auto Freq Level Limit Line Margin Read Level Ant Factor Cable Loss Preamp Factor Aux Factor APos TPos Remark MHz dBuV/m dBuV/m dB dBuV dB/m dB dB dB cm deg 1 2404.00 102.23 ------ ------ 96.35 32.16 8.39 34.67 0.00 100 172 Peak 2 2404.00 56.55 ------ ------ -- -- -- -- -- -- -- Average

Mode	4	
	Harmonic	
	2400-2483.5_Bluetooth-LE_ASK_CH02_2404MHz	
ANT	0	
Pol.	Horizontal	Vertical
Peak Avg	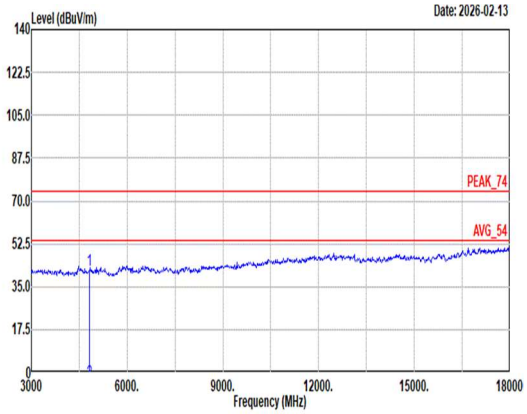 Site : 03CH07-HY Condition: PEAK_74 3m HF_ANT_00075962 HORIZONTAL Freq Level Limit Line Margin Read Level Ant Factor Cable Loss Preamp Factor Aux Factor APos TPos Remark MHz dBuV/m dBuV/m dB dBuV dB/m dB dB dB cm deg 1 4808.00 41.82 74.00 -32.18 52.74 34.50 11.93 58.40 1.05 -- -- Peak 2 4808.00 -3.86 54.00 -57.86 -- -- -- -- -- -- -- Average	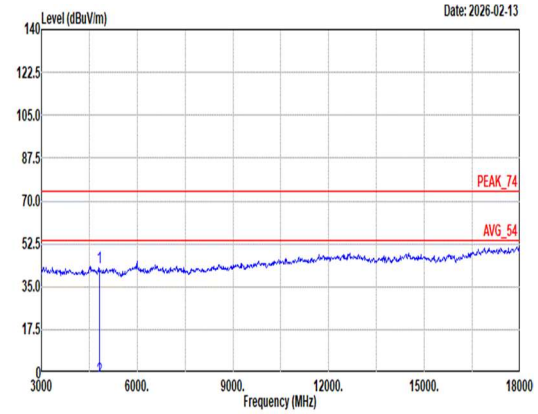 Site : 03CH07-HY Condition: PEAK_74 3m HF_ANT_00075962 VERTICAL Freq Level Limit Line Margin Read Level Ant Factor Cable Loss Preamp Factor Aux Factor APos TPos Remark MHz dBuV/m dBuV/m dB dBuV dB/m dB dB dB cm deg 1 4808.00 42.90 74.00 -31.10 53.82 34.50 11.93 58.40 1.05 -- -- Peak 2 4808.00 -2.78 54.00 -56.78 -- -- -- -- -- -- -- Average

Mode	4	
	Harmonic	
	2400-2483.5_Bluetooth-LE_ASK_CH02_2404MHz	
ANT	0	
Pol.	Horizontal	Vertical
14.47G ~14.5G Avg	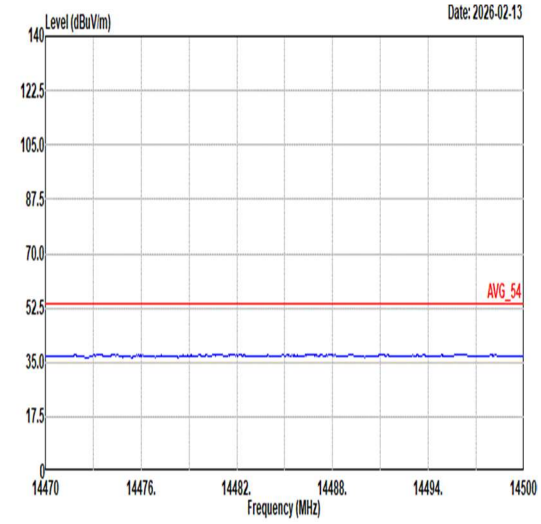 Site : 03CH07-HY Condition: AVG_54 3m HF_ANT_00075962 HORIZONTAL	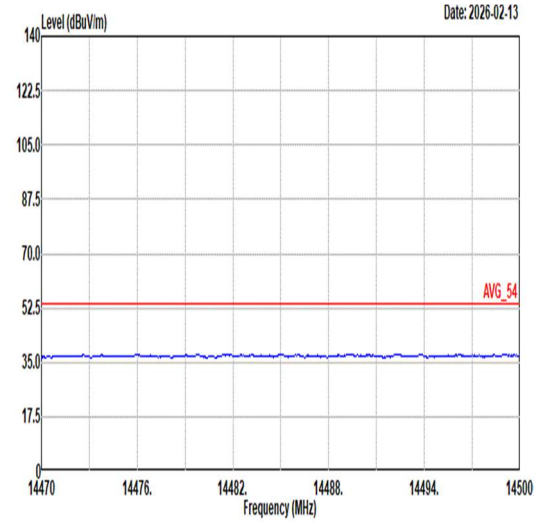 Site : 03CH07-HY Condition: AVG_54 3m HF_ANT_00075962 VERTICAL
17.7G ~18G Avg	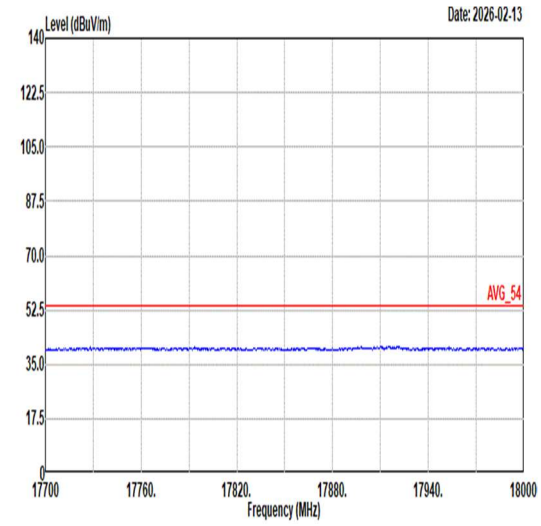 Site : 03CH07-HY Condition: AVG_54 3m HF_ANT_00075962 HORIZONTAL	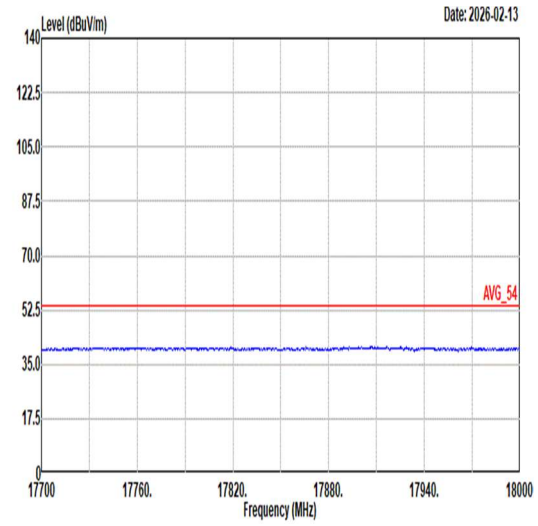 Site : 03CH07-HY Condition: AVG_54 3m HF_ANT_00075962 VERTICAL

Mode	5	
	Band Edge - L	
	2400-2483.5_Bluetooth-LE_ASK_CH38_2440MHz	
ANT	0	
Pol.	Horizontal	Fundamental
Peak	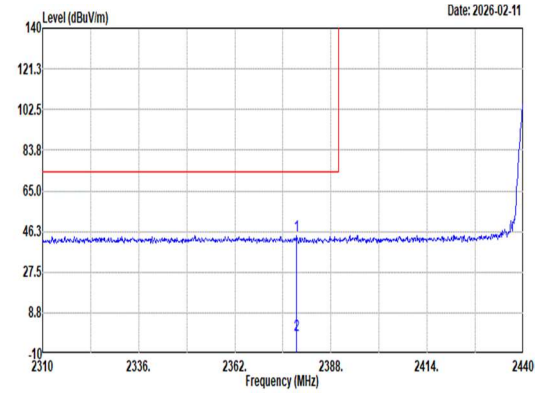 Site : 03CH07-HY Condition: PEAK_BE_74 3m HF_ANT_00075962 HORIZONTAL : RBW:1000.000kHz VBW:3000.000kHz SWT:Auto Freq Level Limit Line Margin Read Level Ant Factor Cable Loss Preamp Factor Aux Factor APos TPos Remark MHz dBuV/m dBuV/m dB dBuV dB/m dB dB dB cm deg 1 2378.77 44.27 74.00 -29.73 38.50 32.10 8.34 34.67 0.00 100 233 Peak 2 2378.77 -1.41 54.00 -55.41 -- -- -- -- -- -- -- AVERAGE	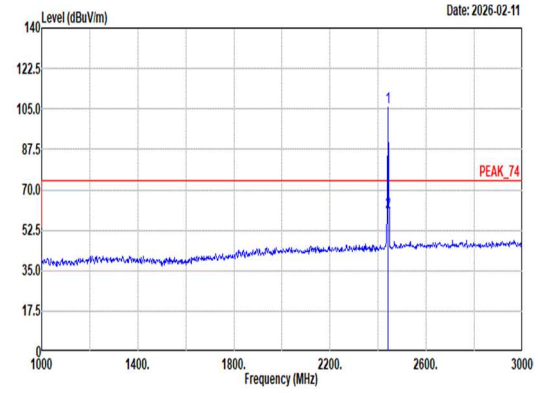 Site : 03CH07-HY Condition: PEAK_74 3m HF_ANT_00075962 HORIZONTAL : RBW:1000.000kHz VBW:3000.000kHz SWT:Auto Freq Level Limit Line Margin Read Level Ant Factor Cable Loss Preamp Factor Aux Factor APos TPos Remark MHz dBuV/m dBuV/m dB dBuV dB/m dB dB dB cm deg 1 2440.00 105.70 ------ ------ 99.50 32.42 8.45 34.67 0.00 100 233 Peak 2 2440.00 60.02 ------ ------ -- -- -- -- -- -- -- Average

Mode	5	
	Band Edge - R	
	2400-2483.5_Bluetooth-LE_ASK_CH38_2440MHz	
ANT	0	
Pol.	Horizontal	Fundamental
Peak	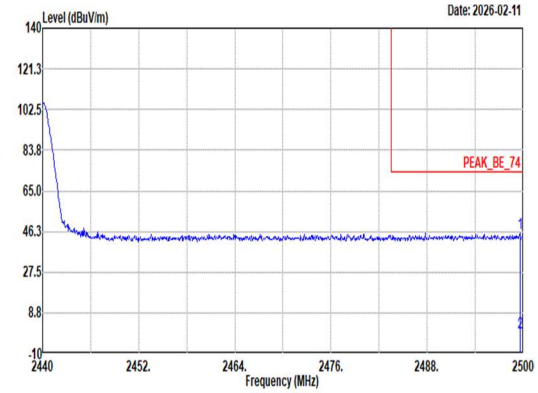 Site : 03CH07-HY Condition: PEAK_BE_74 3m HF_ANT_00075962 HORIZONTAL : RBW:1000.000kHz VBW:3000.000kHz SWT:Auto Freq Level Limit Line Margin Read Level Ant Factor Cable Loss Preamp Factor Aux Factor APos TPos Remark MHz dBuV/m dBuV/m dB dBuV dB/m dB dB dB cm deg 1 2499.58 45.36 74.00 -28.64 38.60 32.90 8.54 34.68 0.00 100 233 Peak 2 2499.58 -0.32 54.00 -54.32 -- -- -- -- -- -- -- AVERAGE	Blank

Mode	5	
	Band Edge - L	
	2400-2483.5_Bluetooth-LE_ASK_CH38_2440MHz	
ANT	0	
Pol.	Vertical	Fundamental
Peak	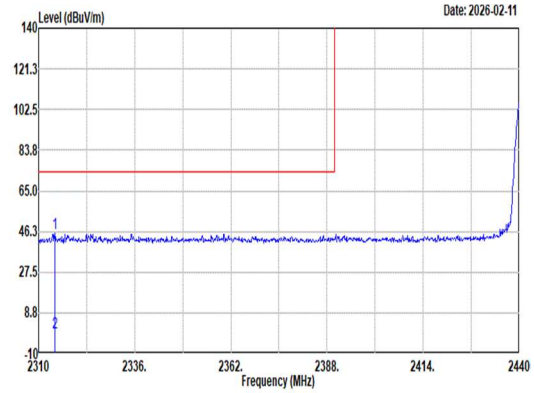 Site : 03CH07-HY Condition: PEAK_BE_74 3m HF_ANT_00075962 VERTICAL : RBW:1000.000kHz VBW:3000.000kHz SWT:Auto Freq Level Limit Line Margin Read Level Ant Factor Cable Loss Preamp Factor Aux Factor APos TPos Remark MHz dBuV/m dBuV/m dB dBuV dB/m dB dB dB cm deg 1 2314.42 45.35 74.00 -28.65 39.69 32.10 8.22 34.66 0.00 102 173 Peak 2 2314.42 -0.33 54.00 -54.33 -- -- -- -- -- -- -- AVERAGE	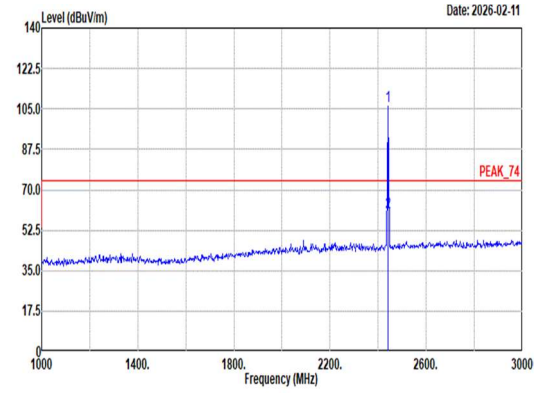 Site : 03CH07-HY Condition: PEAK_74 3m HF_ANT_00075962 VERTICAL : RBW:1000.000kHz VBW:3000.000kHz SWT:Auto Freq Level Limit Line Margin Read Level Ant Factor Cable Loss Preamp Factor Aux Factor APos TPos Remark MHz dBuV/m dBuV/m dB dBuV dB/m dB dB dB cm deg 1 2440.00 106.12 ------ ------ 99.92 32.42 8.45 34.67 0.00 102 173 Peak 2 2440.00 60.44 ------ ------ -- -- -- -- -- -- -- Average

Mode	5	
	Band Edge - R	
	2400-2483.5_Bluetooth-LE_ASK_CH38_2440MHz	
ANT	0	
Pol.	Vertical	Fundamental
Peak	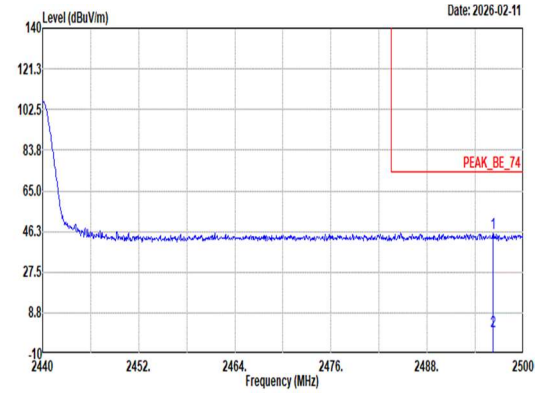 Site : 03CH07-HY Condition: PEAK_BE_74 3m HF_ANT_00075962 VERTICAL : RBW:1000.000kHz VBW:3000.000kHz SWT:Auto Limit Read Ant Cable Preamp Aux APos TPos Freq Level Line Margin Level Factor Loss Factor Factor Remark MHz dBuV/m dBuV/m dB dBuV dB/m dB dB dB cm deg 1 2496.22 45.66 74.00 -28.34 38.94 32.86 8.54 34.68 0.00 102 173 Peak 2 2496.22 -0.02 54.00 -54.02 -- -- -- -- -- -- -- AVERAGE	Blank

Mode	5	
	Harmonic	
	2400-2483.5_Bluetooth-LE_ASK_CH38_2440MHz	
ANT	0	
Pol.	Horizontal	Vertical
Peak Avg	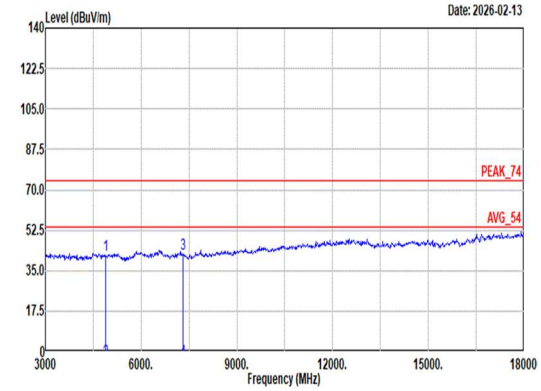 Site : 03CH07-HY Condition: PEAK_74 3m HF_ANT_00075962 HORIZONTAL Freq Level Limit Line Margin Read Level Ant Factor Cable Loss Preamp Factor Aux Factor APos TPos Remark MHz dBuV/m dBuV/m dB dBuV dB/m dB dB dB cm deg 1 4880.00 41.91 74.00 -32.09 52.70 34.44 12.03 58.25 0.99 -- -- Peak 2 4880.00 -3.77 54.00 -57.77 -- -- -- -- -- -- -- Average 3 7320.00 42.03 74.00 -31.97 47.87 36.00 14.70 57.70 1.16 -- -- Peak 4 7320.00 -3.65 54.00 -57.65 -- -- -- -- -- -- -- Average	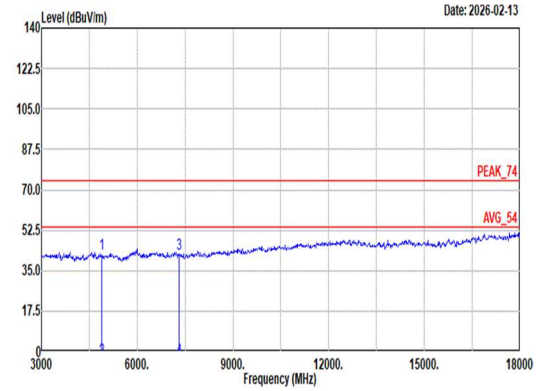 Site : 03CH07-HY Condition: PEAK_74 3m HF_ANT_00075962 VERTICAL Freq Level Limit Line Margin Read Level Ant Factor Cable Loss Preamp Factor Aux Factor APos TPos Remark MHz dBuV/m dBuV/m dB dBuV dB/m dB dB dB cm deg 1 4880.00 42.51 74.00 -31.49 53.30 34.44 12.03 58.25 0.99 -- -- Peak 2 4880.00 -3.17 54.00 -57.17 -- -- -- -- -- -- -- Average 3 7320.00 42.36 74.00 -31.64 48.20 36.00 14.70 57.70 1.16 -- -- Peak 4 7320.00 -3.32 54.00 -57.32 -- -- -- -- -- -- -- Average