Test Mode :	802.11g	Test Channel :	11

100kHz PSD reference Level

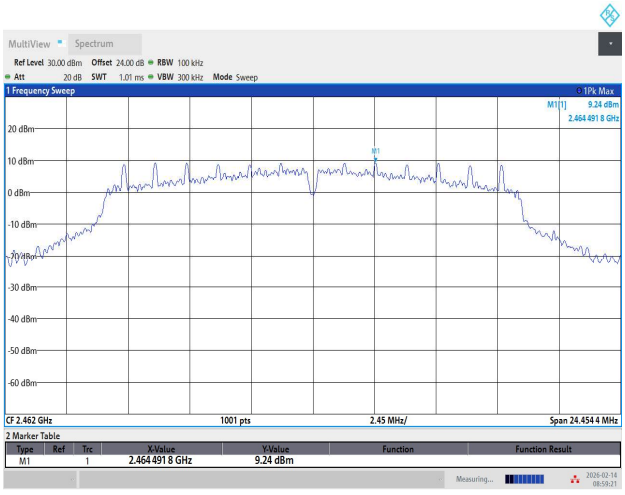

Channel 11 Plot

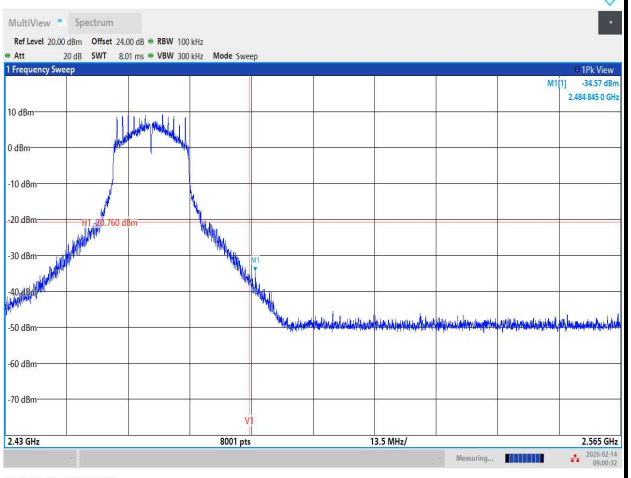

Spurious Emission 30MHz~1GHz

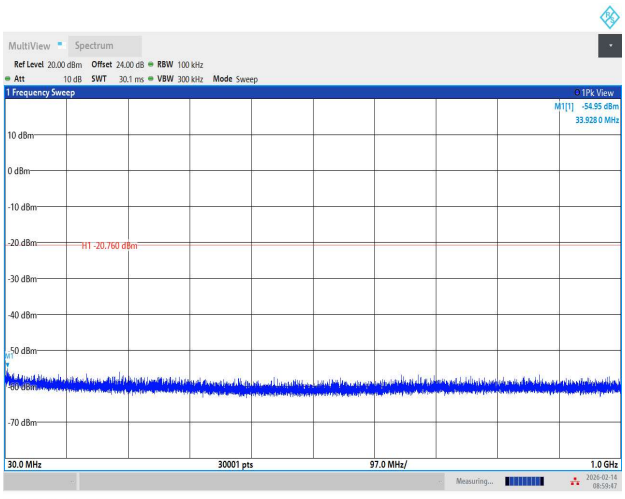

Spurious Emission 1GHz~26.5GHz

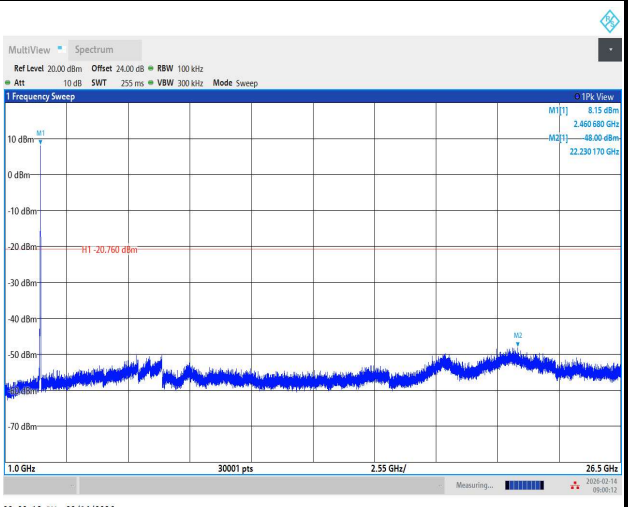

Test Mode :	802.11n HT20	Test Channel :	01

100kHz PSD reference Level

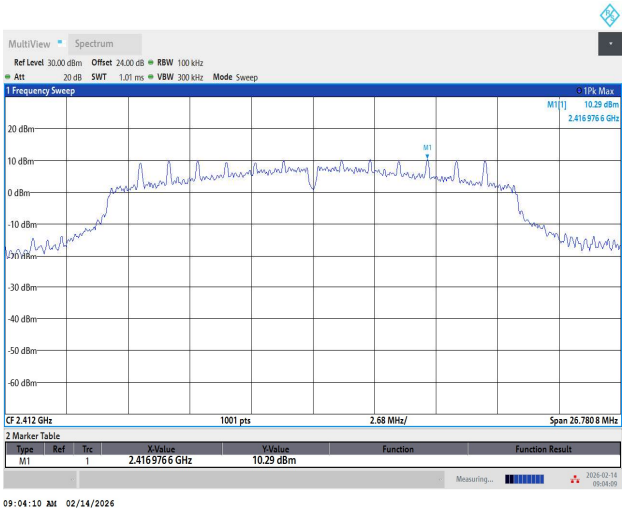

Channel 01 Plot

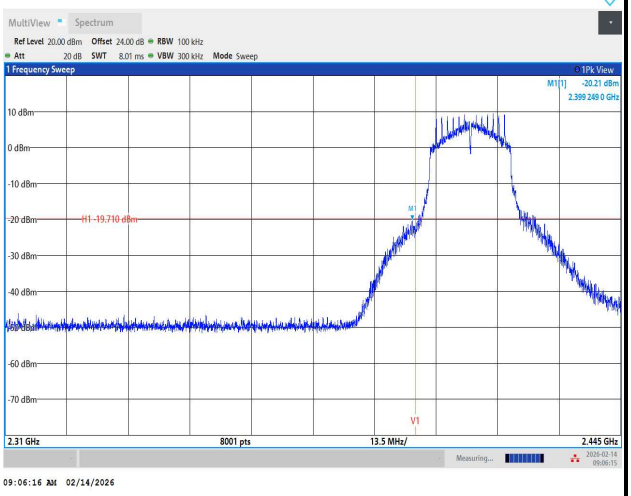

Spurious Emission 30MHz~1GHz

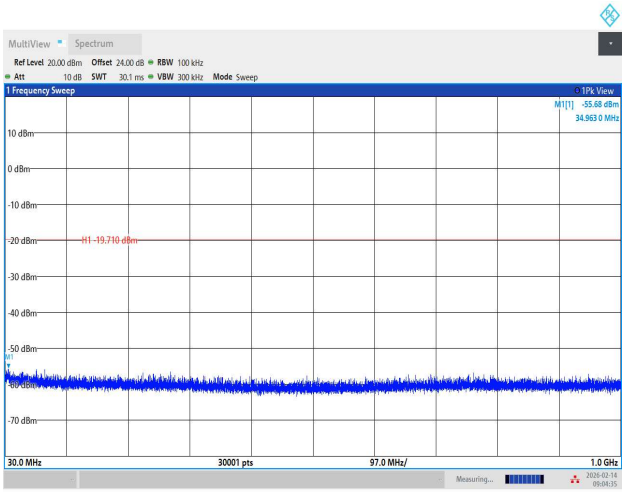

Spurious Emission 1GHz~26.5GHz

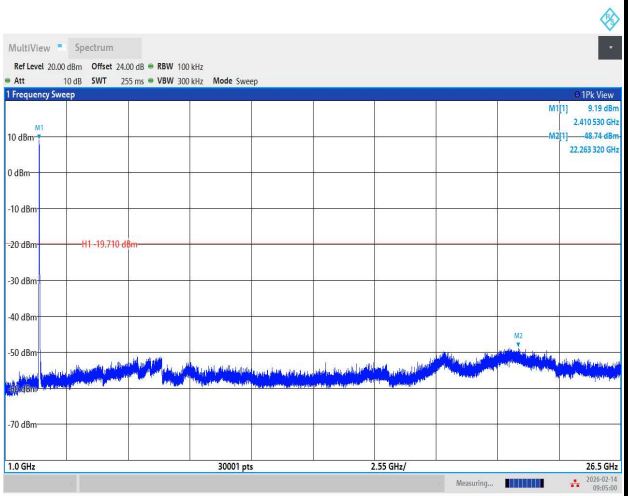

Test Mode :	802.11n HT20	Test Channel :	06

100kHz PSD reference Level	Channel 06 Plot
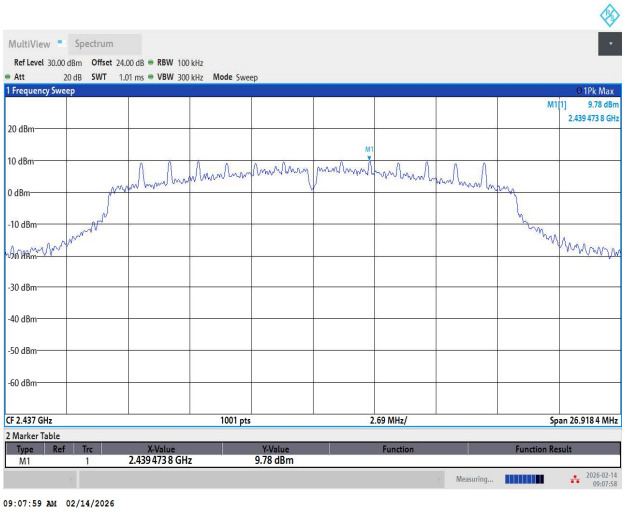	

Spurious Emission 30MHz~1GHz	Spurious Emission 1GHz~26.5GHz
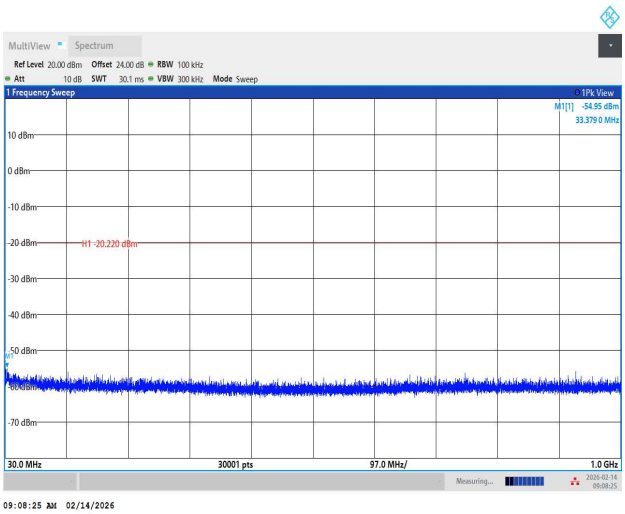	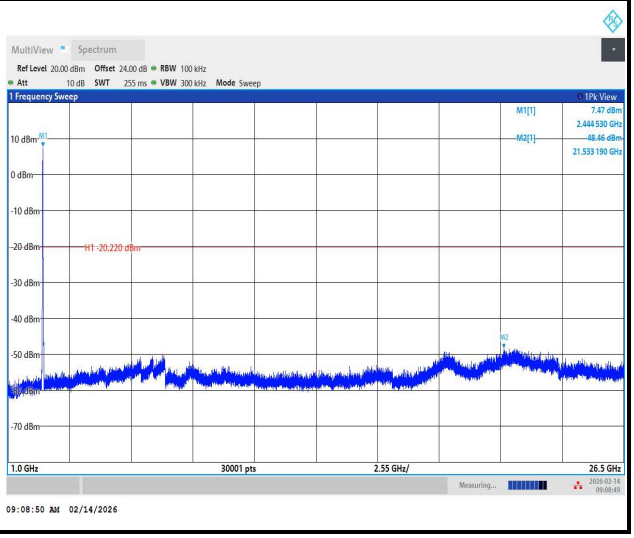

Test Mode :	802.11n HT20	Test Channel :	11

100kHz PSD reference Level

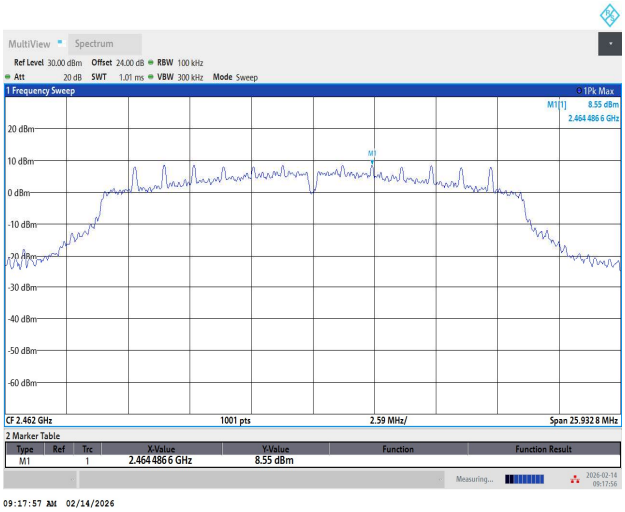

Channel 11 Plot

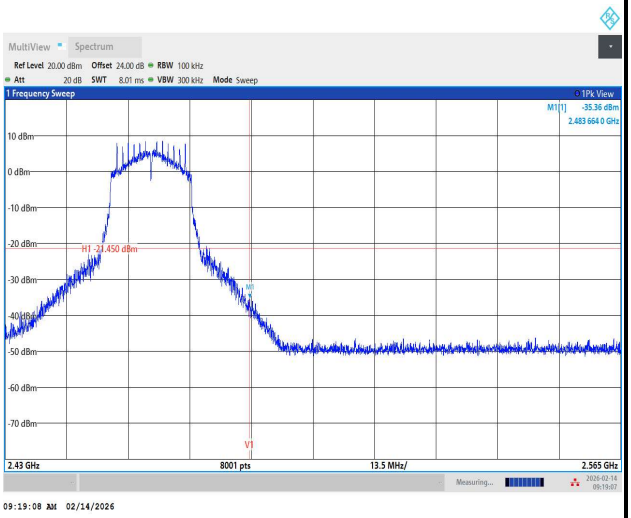

Spurious Emission 30MHz~1GHz

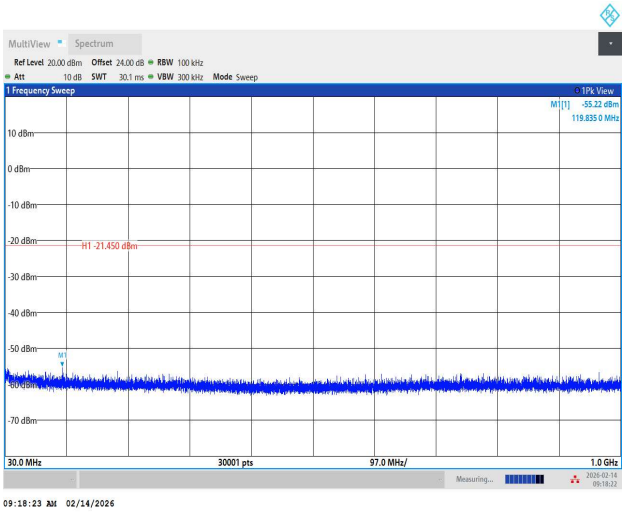

Spurious Emission 1GHz~26.5GHz

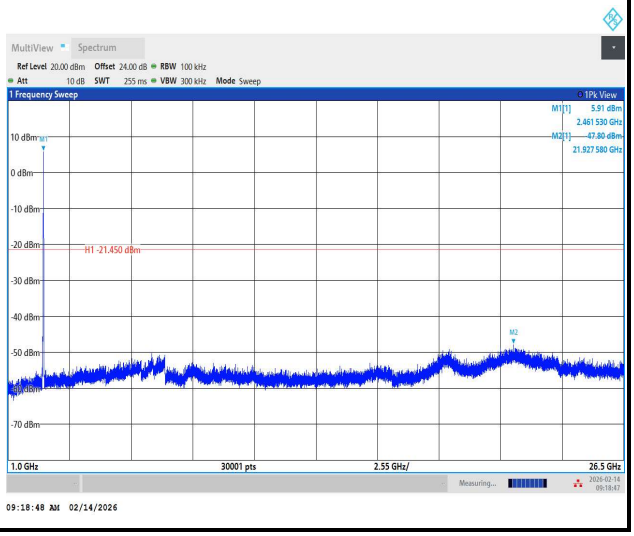

Test Mode :	802.11ax HE20 Full RU	Test Channel :	01

100kHz PSD reference Level

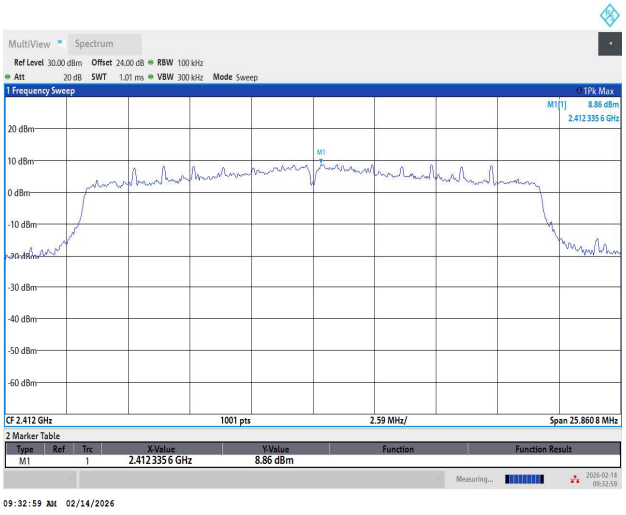

Channel 01 Plot

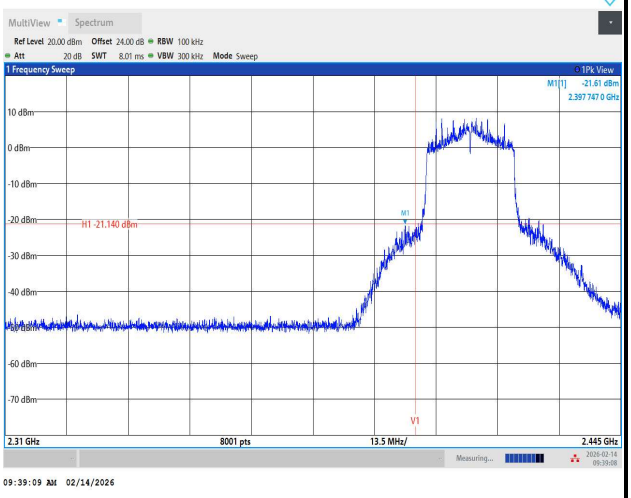

Spurious Emission 30MHz~1GHz

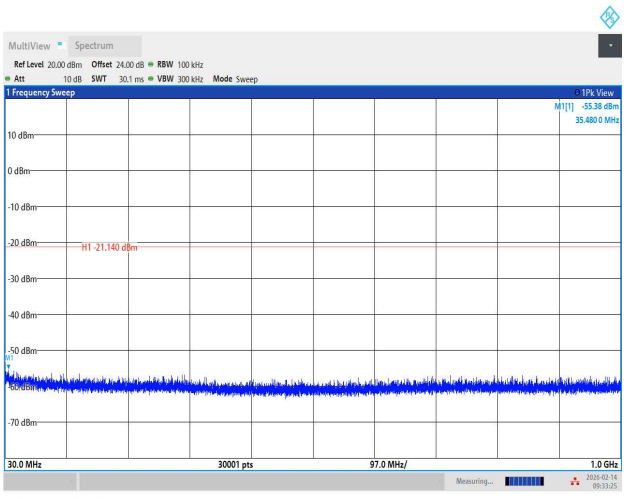

Spurious Emission 1GHz~26.5GHz

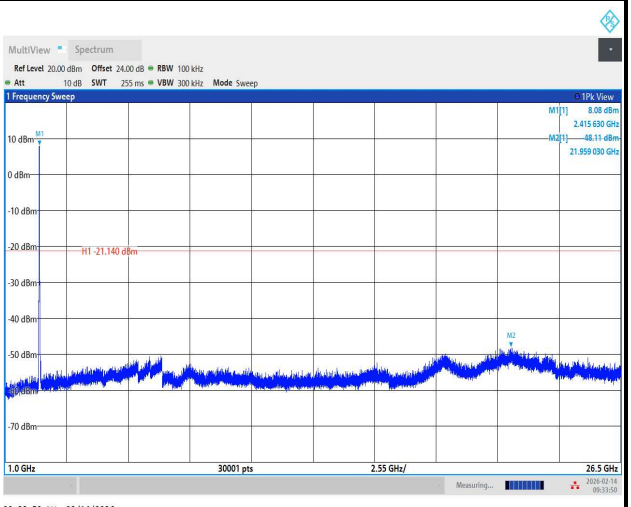

Test Mode :	802.11ax HE20 Full RU	Test Channel :	06

100kHz PSD reference Level	Channel 06 Plot
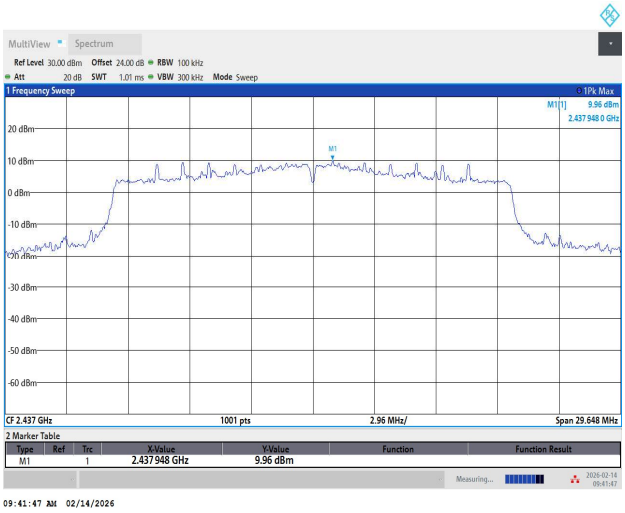	

Spurious Emission 30MHz~1GHz	Spurious Emission 1GHz~26.5GHz
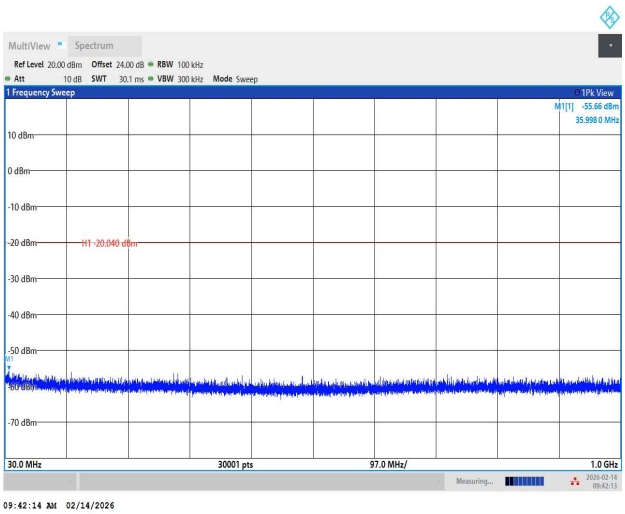	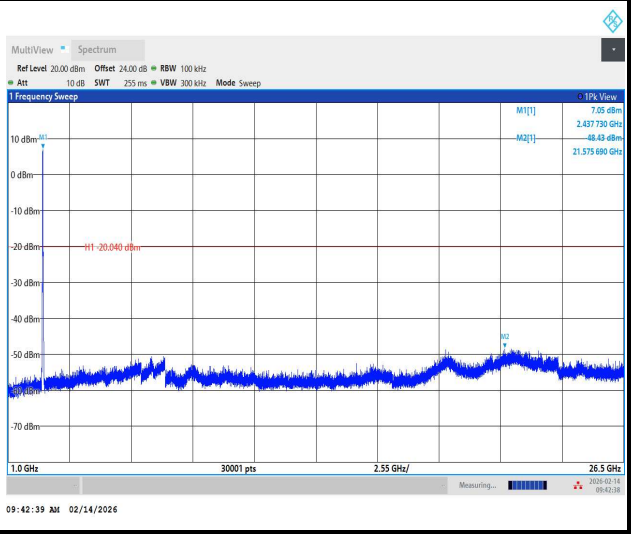

Test Mode :	802.11ax HE20 Full RU	Test Channel :	11

100kHz PSD reference Level

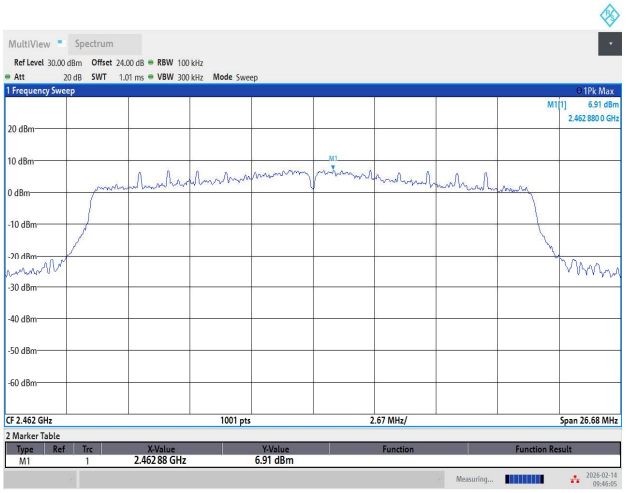

Channel 11 Plot

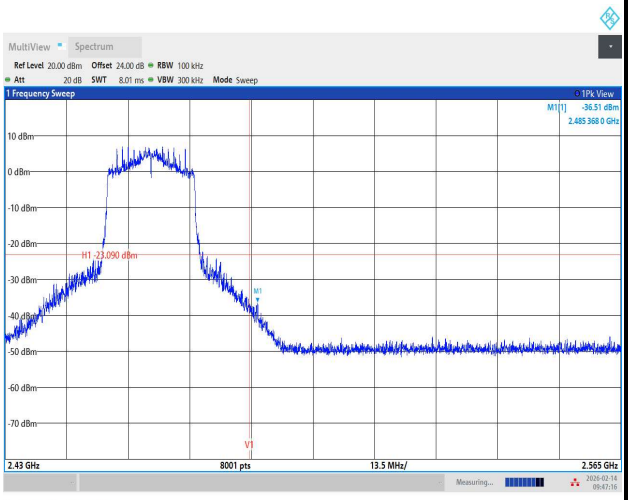

Spurious Emission 30MHz~1GHz

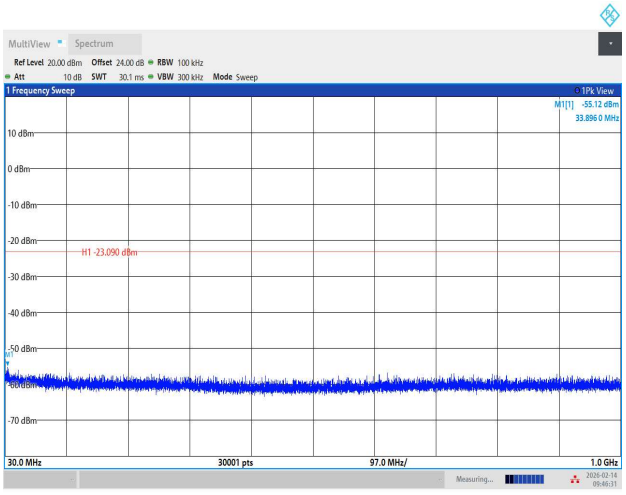

Spurious Emission 1GHz~26.5GHz

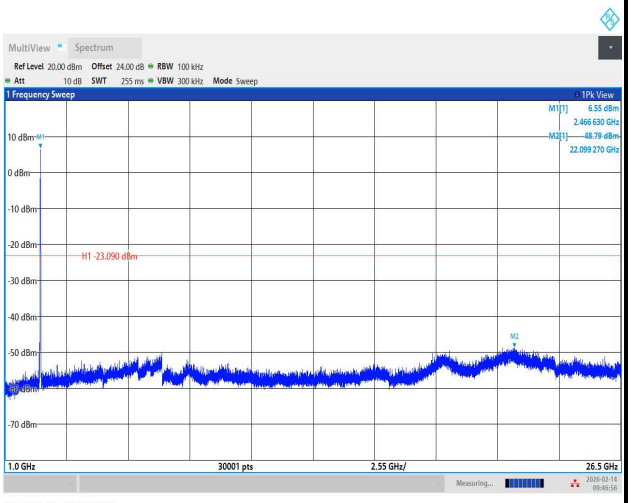

Appendix B. AC Conducted Emission Test Results

Test Engineer :	Calvin Wang	Temperature :	23~26℃
		Relative Humidity :	45~55%

EUT Information

Report NO :	5O3005
Test Mode :	Mode 1
Test Voltage :	120Vac/60Hz
Phase :	Line

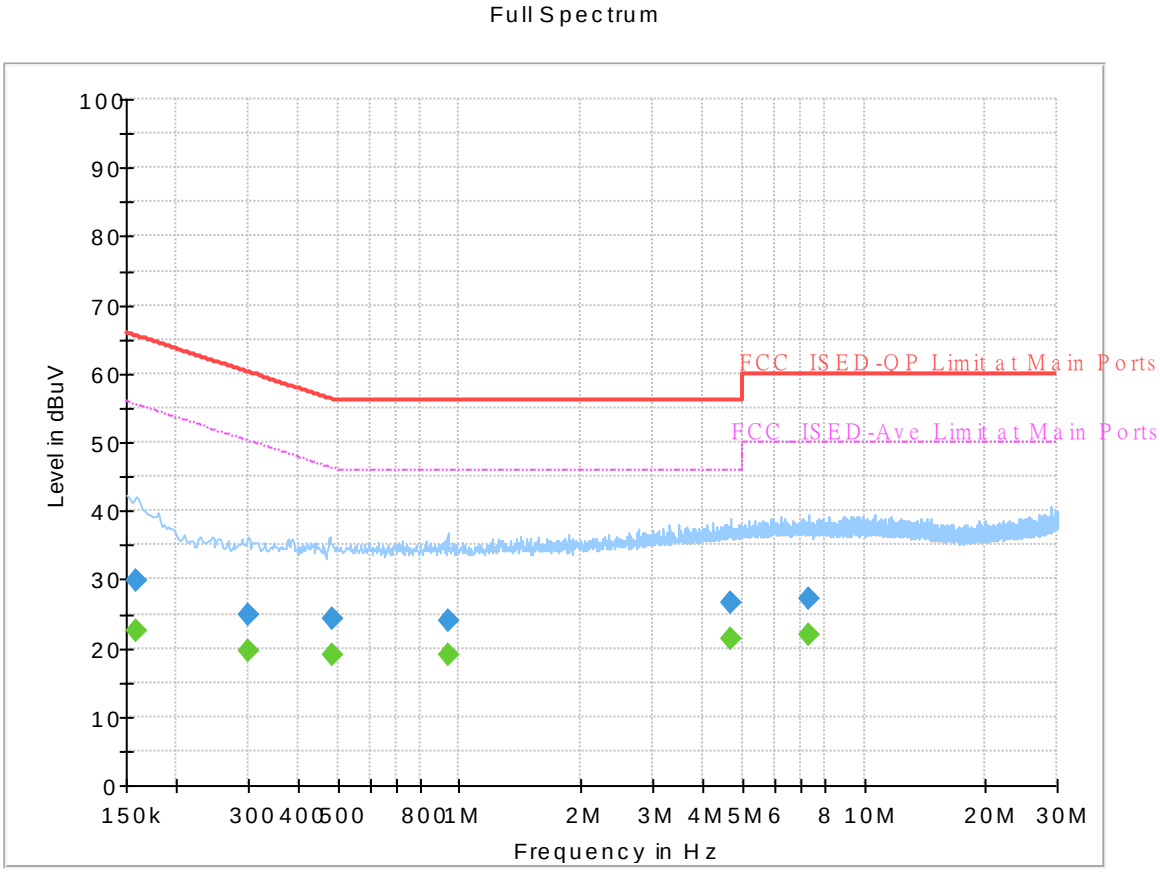

Final_Result

Frequency (MHz)	QuasiPeak (dBuV)	CAverage (dBuV)	Limit (dBuV)	Margin (dB)	Line	Filter	Corr. (dB)
0.159000	---	22.40	55.52	33.12	L1	OFF	19.8
0.159000	29.84	---	65.52	35.68	L1	OFF	19.8
0.300750	---	19.67	50.22	30.55	L1	OFF	19.8
0.300750	24.83	---	60.22	35.39	L1	OFF	19.8
0.485250	---	19.15	46.25	27.10	L1	OFF	19.8
0.485250	24.35	---	56.25	31.90	L1	OFF	19.8
0.937500	---	18.94	46.00	27.06	L1	OFF	19.9
0.937500	24.11	---	56.00	31.89	L1	OFF	19.9
4.665750	---	21.31	46.00	24.69	L1	OFF	20.1
4.665750	26.53	---	56.00	29.47	L1	OFF	20.1
7.302750	---	21.81	50.00	28.19	L1	OFF	20.3
7.302750	27.10	---	60.00	32.90	L1	OFF	20.3

EUT Information

Report NO :	5O3005
Test Mode :	Mode 1
Test Voltage :	120Vac/60Hz
Phase :	Neutral

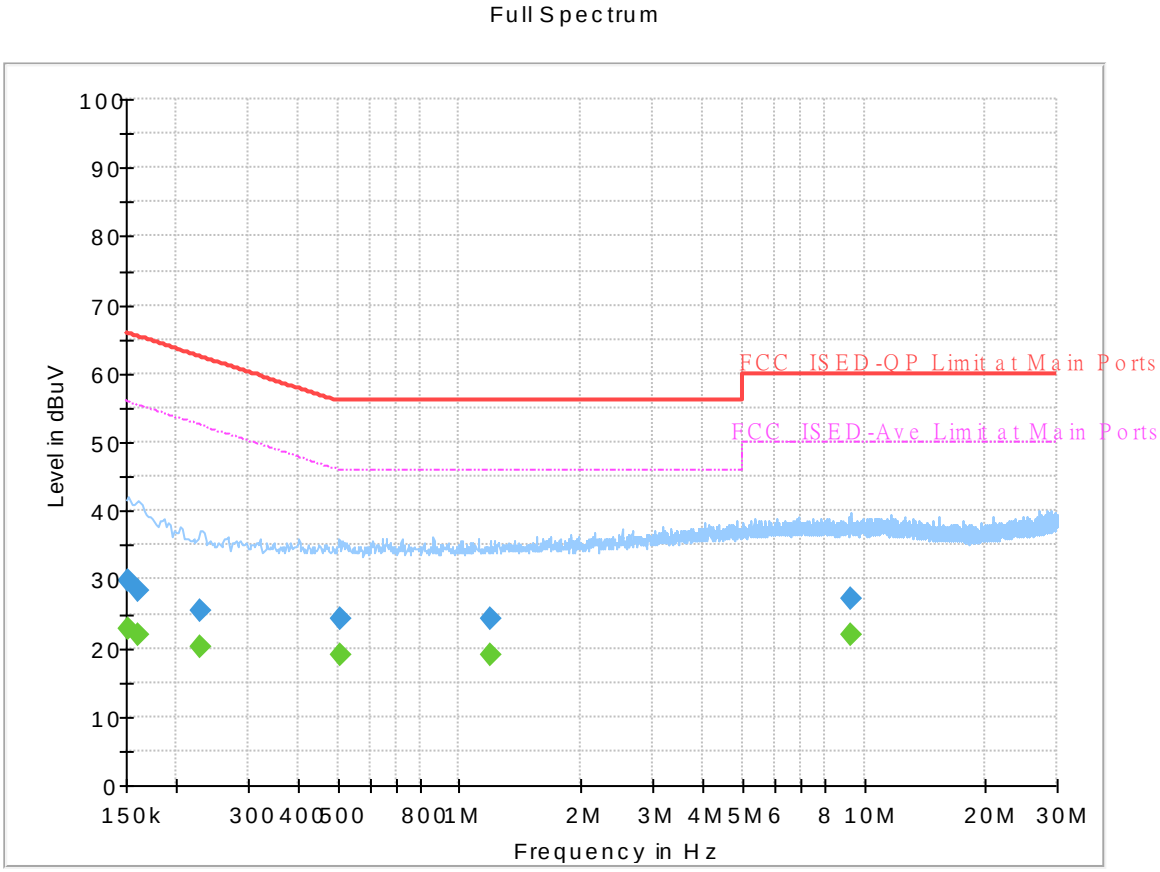

Final_Result

Frequency (MHz)	QuasiPeak (dBuV)	CAverage (dBuV)	Limit (dBuV)	Margin (dB)	Line	Filter	Corr. (dB)
0.152250	---	22.95	55.88	32.93	N	OFF	19.8
0.152250	29.92	---	65.88	35.96	N	OFF	19.8
0.161250	---	21.85	55.40	33.55	N	OFF	19.8
0.161250	28.41	---	65.40	36.99	N	OFF	19.8
0.228750	---	20.14	52.50	32.36	N	OFF	19.8
0.228750	25.34	---	62.50	37.16	N	OFF	19.8
0.505500	---	19.15	46.00	26.85	N	OFF	19.8
0.505500	24.39	---	56.00	31.61	N	OFF	19.8
1.194000	---	19.13	46.00	26.87	N	OFF	19.9
1.194000	24.29	---	56.00	31.71	N	OFF	19.9
9.273750	---	22.01	50.00	27.99	N	OFF	20.5
9.273750	27.23	---	60.00	32.77	N	OFF	20.5

Appendix C. Radiated Spurious Emission Test Data

Test Engineer :	Jesse Wang, Stan Hsieh, Ken Wu	**Temperature :**	18.2~21.3°C
		Relative Humidity :	56.4~68.6%

Note symbol

-L	**Low channel location**
-R	**High channel location**

C1.Radiated Spurious Emission Test Modes

Mode	Band (MHz)	Antenna	Modulation	Channel	Frequency	Data Rate	RU	Remark
Mode 1	2400-2483.5	0	802.11b	01	2412	1Mbps	-	-
Mode 2	2400-2483.5	0	802.11b	06	2437	1Mbps	-	-
Mode 3	2400-2483.5	0	802.11b	11	2462	1Mbps	-	-
Mode 4	2400-2483.5	0	802.11g	01	2412	6Mbps	-	-
Mode 5	2400-2483.5	0	802.11g	06	2437	6Mbps	-	-
Mode 6	2400-2483.5	0	802.11g	11	2462	6Mbps	-	-
Mode 7	2400-2483.5	0	802.11n HT20	01	2412	MCS0	-	-
Mode 8	2400-2483.5	0	802.11n HT20	06	2437	MCS0	-	-
Mode 9	2400-2483.5	0	802.11n HT20	11	2462	MCS0	-	-
Mode 10	2400-2483.5	0	802.11ax HE20	01	2412	MCS0	Full	-
Mode 11	2400-2483.5	0	802.11ax HE20	01	2412	MCS0	26/0	-
Mode 12	2400-2483.5	0	802.11ax HE20	01	2412	MCS0	52/37	-
Mode 13	2400-2483.5	0	802.11ax HE20	01	2412	MCS0	106/53	-
Mode 14	2400-2483.5	0	802.11ax HE20	06	2437	MCS0	Full	-
Mode 15	2400-2483.5	0	802.11ax HE20	11	2462	MCS0	Full	-
Mode 16	2400-2483.5	0	802.11ax HE20	11	2462	MCS0	26/8	-
Mode 17	2400-2483.5	0	802.11ax HE20	11	2462	MCS0	52/40	-

Mode	Band (MHz)	Antenna	Modulation	Channel	Frequency	Data Rate	RU	Remark
Mode 18	2400-2483.5	0	802.11ax HE20	11	2462	MCS0	106/54	-
Mode 19	2400-2483.5	0	SHF (Above 18GHz)					-
Mode 20	2400-2483.5	0	LF (Below 1GHz)					-

C2.Summary of each worse mode

Mode	Modulation	Ch.	Freq. (MHz)	Level (dBuV/m)	Limit (dBuV/m)	Margin (dB)	Pol.	Peak Avg.	Result	RU	Remark
1	802.11b	01	2361.87	43.69	54.00	-10.31	V	Avg.	Pass	-	Band Edge
	802.11b	01	4824.00	42.79	74.00	-31.21	V	Peak	Pass	-	Harmonic
2	802.11b	06	2494.58	44.52	54.00	-9.48	V	Avg.	Pass	-	Band Edge
	802.11b	06	7311.00	47.29	54.00	-6.71	H	Avg.	Pass	-	Harmonic
3	802.11b	11	2494.83	44.48	54.00	-9.52	V	Avg.	Pass	-	Band Edge
	802.11b	11	7386.00	44.71	54.00	-9.29	H	Avg.	Pass	-	Harmonic
4	802.11g	01	2389.95	47.43	54.00	-6.57	H	Avg.	Pass	-	Band Edge
	802.11g	01	4824.00	42.07	74.00	-31.93	V	Peak	Pass	-	Harmonic
5	802.11g	06	2498.36	45.15	54.00	-8.85	H	Avg.	Pass	-	Band Edge
	802.11g	06	7311.00	42.26	54.00	-11.74	H	Avg.	Pass	-	Harmonic
6	802.11g	11	2483.58	51.94	54.00	-2.06	H	Avg.	Pass	-	Band Edge
	802.11g	11	7386.00	41.95	54.00	-12.05	H	Avg.	Pass	-	Harmonic
7	802.11n HT20	01	2389.95	47.53	54.00	-6.47	H	Avg.	Pass	-	Band Edge
	802.11n HT20	01	4824.00	41.77	74.00	-32.23	H	Peak	Pass	-	Harmonic
8	802.11n HT20	06	2498.43	45.50	54.00	-8.50	V	Avg.	Pass	-	Band Edge
	802.11n HT20	06	7311.00	43.36	54.00	-10.64	H	Avg.	Pass	-	Harmonic

Mode	Modulation	Ch.	Freq. (MHz)	Level (dBuV/m)	Limit (dBuV/m)	Margin (dB)	Pol.	Peak Avg.	Result	RU	Remark
9	802.11n HT20	11	2483.51	51.29	54.00	-2.71	H	Avg.	Pass	-	Band Edge
	802.11n HT20	11	7386.00	41.25	54.00	-12.75	H	Avg.	Pass	-	Harmonic
10	802.11ax HE20	01	2389.95	50.99	54.00	-3.01	H	Avg.	Pass	Full	Band Edge
	802.11ax HE20	01	4824.00	42.45	74.00	-31.55	V	Peak	Pass	Full	Harmonic
11	802.11ax HE20	01	2389.82	44.23	54.00	-9.77	H	Avg.	Pass	26/0	Band Edge
12	802.11ax HE20	01	2389.95	44.46	54.00	-9.54	H	Avg.	Pass	52/37	Band Edge
13	802.11ax HE20	01	2389.95	46.68	54.00	-7.32	H	Avg.	Pass	106/53	Band Edge
14	802.11ax HE20	06	2498.43	45.62	54.00	-8.38	V	Avg.	Pass	Full	Band Edge
	802.11ax HE20	06	7311.00	41.46	54.00	-12.54	H	Avg.	Pass	Full	Harmonic
15	802.11ax HE20	11	2483.51	50.78	54.00	-3.22	H	Avg.	Pass	Full	Band Edge
	802.11ax HE20	11	7386.00	45.91	74.00	-28.09	H	Peak	Pass	Full	Harmonic
16	802.11ax HE20	11	2483.55	70.84	74.00	-3.16	V	Peak	Pass	26/8	Band Edge
17	802.11ax HE20	11	2484.12	69.68	74.00	-4.32	V	Peak	Pass	52/40	Band Edge
18	802.11ax HE20	11	2483.85	51.08	54.00	-2.92	V	Avg.	Pass	106/54	Band Edge
19	SHF		23352.27	35.82	74.00	-38.18	H	Peak	Pass	-	-
20	LF		30.00	29.32	40.00	-10.68	V	Peak	Pass	-	-

Mode	1	
	Band Edge	
	2400-2483.5_802.11b_CH01_2412MHz	
ANT	0	
Pol.	Horizontal	Fundamental
Peak	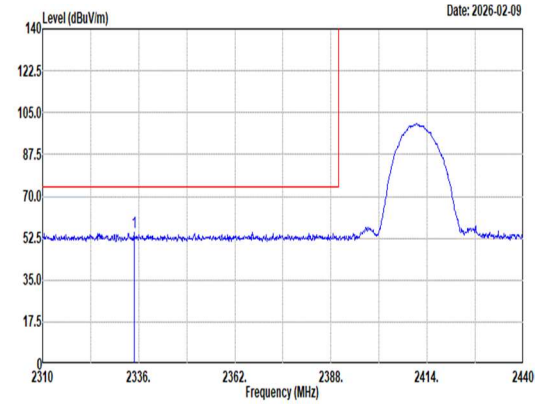 Site : 03CH07-HY Condition: PEAK_BE_74 3m HF_ANT_00075962 HORIZONTAL : RBW:1000.000kHz VBW:3000.000kHz SWT:Auto Freq Level Limit Line Margin Read Level Ant Factor Cable Loss Preamp Factor Aux Factor APos TPos Remark MHz dBuV/m dBuV/m dB dBuV dB/m dB dB dB cm deg 1 2334.70 55.05 74.00 -18.95 39.45 32.10 8.26 34.66 9.90 104 130 Peak	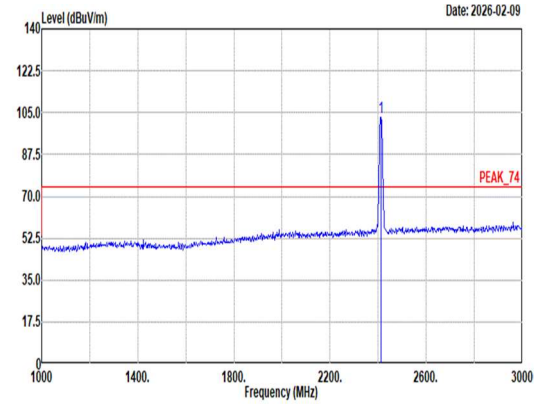 Site : 03CH07-HY Condition: PEAK_74 3m HF_ANT_00075962 HORIZONTAL : RBW:1000.000kHz VBW:3000.000kHz SWT:Auto Freq Level Limit Line Margin Read Level Ant Factor Cable Loss Preamp Factor Aux Factor APos TPos Remark MHz dBuV/m dBuV/m dB dBuV dB/m dB dB dB cm deg 1 2412.00 103.18 ------ ------ 87.35 32.20 8.40 34.67 9.90 104 130 Peak
Avg	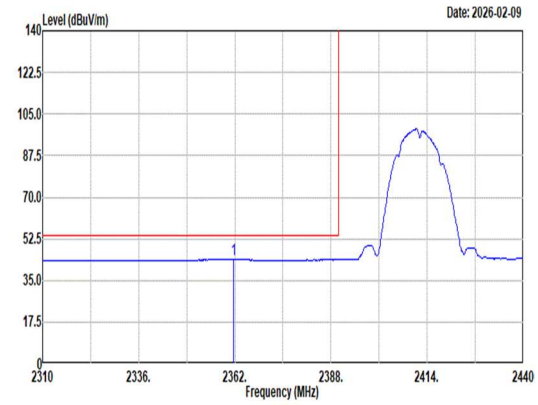 Site : 03CH07-HY Condition: AVG_BE_54 3m HF_ANT_00075962 HORIZONTAL : RBW:1000.000kHz VBW:0.010kHz SWT:Auto Freq Level Limit Line Margin Read Level Ant Factor Cable Loss Preamp Factor Aux Factor APos TPos Remark MHz dBuV/m dBuV/m dB dBuV dB/m dB dB dB cm deg 1 2361.74 43.68 54.00 -10.32 27.95 32.18 8.31 34.66 9.90 104 130 Average	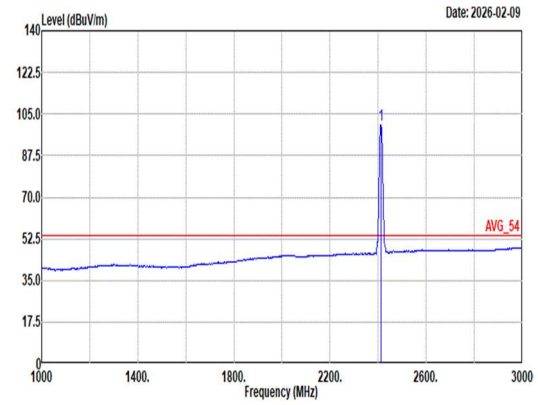 Site : 03CH07-HY Condition: AVG_54 3m HF_ANT_00075962 HORIZONTAL : RBW:1000.000kHz VBW:0.010kHz SWT:Auto Freq Level Limit Line Margin Read Level Ant Factor Cable Loss Preamp Factor Aux Factor APos TPos Remark MHz dBuV/m dBuV/m dB dBuV dB/m dB dB dB cm deg 1 2412.00 100.14 ------ ------ 84.31 32.20 8.40 34.67 9.90 104 130 Average

Mode	1	
	Band Edge	
	2400-2483.5_802.11b_CH01_2412MHz	
ANT	0	
Pol.	Vertical	Fundamental
Peak	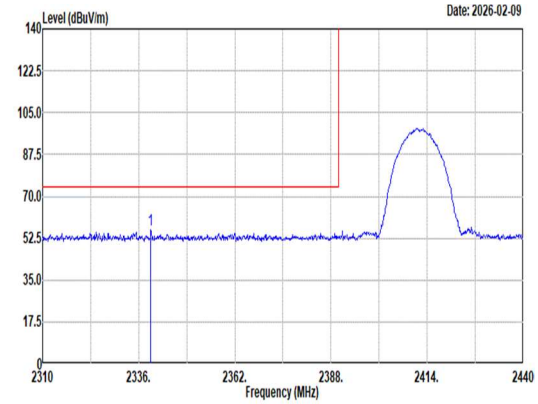 Site : 03CH07-HY Condition: PEAK_BE_74 3m HF_ANT_00075962 VERTICAL : RBW:1000.000kHz VBW:3000.000kHz SWT:Auto Freq Level Limit Line Margin Read Level Ant Factor Cable Loss Preamp Factor Aux Factor APos TPos Remark MHz dBuV/m dBuV/m dB dBuV dB/m dB dB dB cm deg 1 2339.25 55.84 74.00 -18.16 40.23 32.10 8.27 34.66 9.90 103 187 Peak	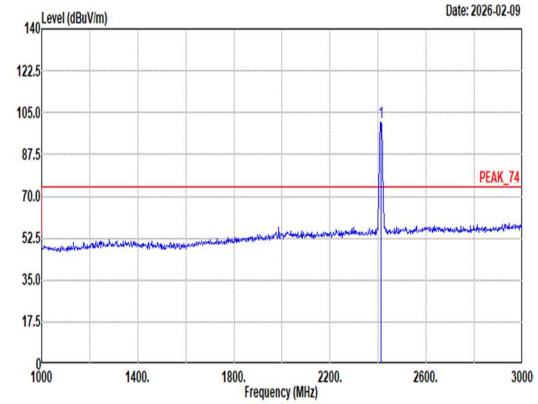 Site : 03CH07-HY Condition: PEAK_74 3m HF_ANT_00075962 VERTICAL : RBW:1000.000kHz VBW:3000.000kHz SWT:Auto Freq Level Limit Line Margin Read Level Ant Factor Cable Loss Preamp Factor Aux Factor APos TPos Remark MHz dBuV/m dBuV/m dB dBuV dB/m dB dB dB cm deg 1 2412.00 100.99 ------ ------ 85.14 32.22 8.40 34.67 9.90 103 187 Peak
Avg	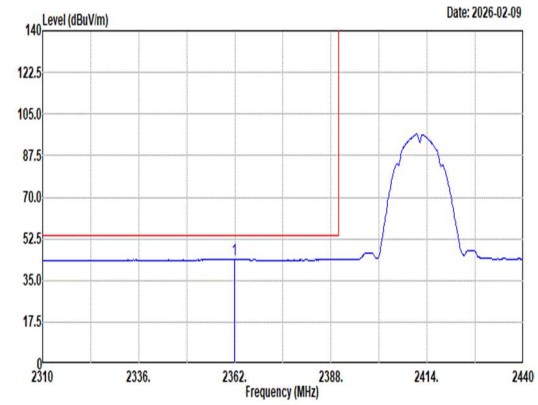 Site : 03CH07-HY Condition: AVG_BE_54 3m HF_ANT_00075962 VERTICAL : RBW:1000.000kHz VBW:0.010kHz SWT:Auto Freq Level Limit Line Margin Read Level Ant Factor Cable Loss Preamp Factor Aux Factor APos TPos Remark MHz dBuV/m dBuV/m dB dBuV dB/m dB dB dB cm deg 1 2361.87 43.69 54.00 -10.31 27.96 32.18 8.31 34.66 9.90 103 187 Average	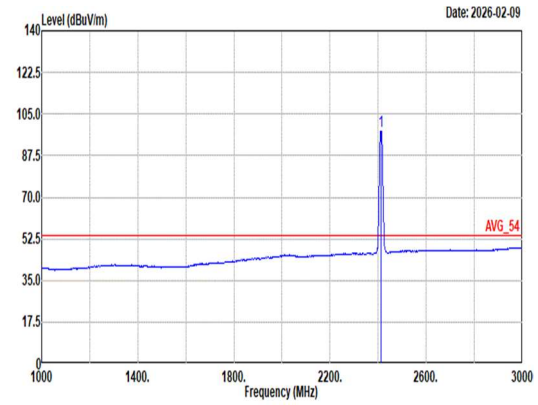 Site : 03CH07-HY Condition: AVG_54 3m HF_ANT_00075962 VERTICAL : RBW:1000.000kHz VBW:0.010kHz SWT:Auto Freq Level Limit Line Margin Read Level Ant Factor Cable Loss Preamp Factor Aux Factor APos TPos Remark MHz dBuV/m dBuV/m dB dBuV dB/m dB dB dB cm deg 1 2412.00 97.92 ------ ------ 82.07 32.22 8.40 34.67 9.90 103 187 Average

Mode	1	
	Harmonic	
	2400-2483.5_802.11b_CH01_2412MHz	
ANT	0	
Pol.	Horizontal	Vertical
Peak Avg	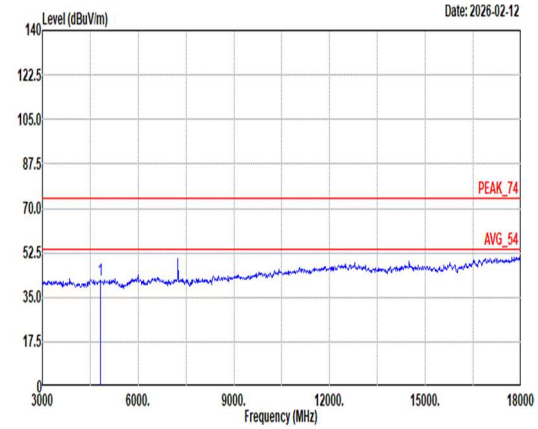 Site : 03CH07-HY Condition: PEAK_74 3m HF_ANT_00075962 HORIZONTAL Freq Level Limit Line Margin Read Level Ant Factor Cable Loss Preamp Factor Aux Factor APos TPos Remark MHz dBuV/m dBuV/m dB dBuV dB/m dB dB dB cm deg 1 4824.00 41.91 74.00 -32.09 52.79 34.50 11.95 58.37 1.04 -- -- Peak	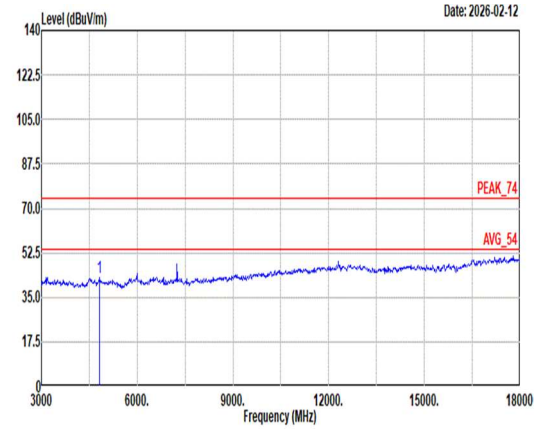 Site : 03CH07-HY Condition: PEAK_74 3m HF_ANT_00075962 VERTICAL Freq Level Limit Line Margin Read Level Ant Factor Cable Loss Preamp Factor Aux Factor APos TPos Remark MHz dBuV/m dBuV/m dB dBuV dB/m dB dB dB cm deg 1 4824.00 42.79 74.00 -31.21 53.67 34.50 11.95 58.37 1.04 -- -- Peak

Mode	2	
	Band Edge - L	
	2400-2483.5_802.11b_CH06_2437MHz	
ANT	0	
Pol.	Horizontal	Fundamental
Peak	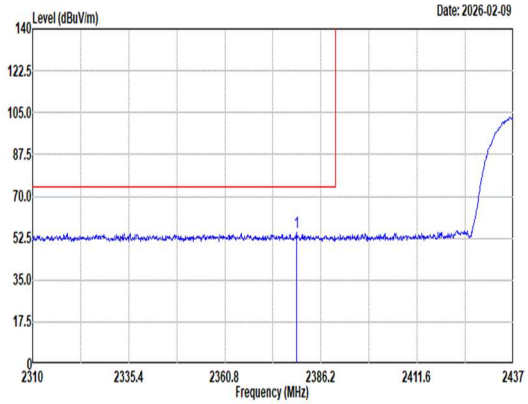 Site : 03CH07-HY Condition: PEAK_BE_74 3m HF_ANT_00075962 HORIZONTAL : RBW:1000.000kHz VBW:3000.000kHz SWT:Auto 1 2379.72 54.68 74.00 -19.32 39.01 32.10 8.34 34.67 9.90 151 159 Peak	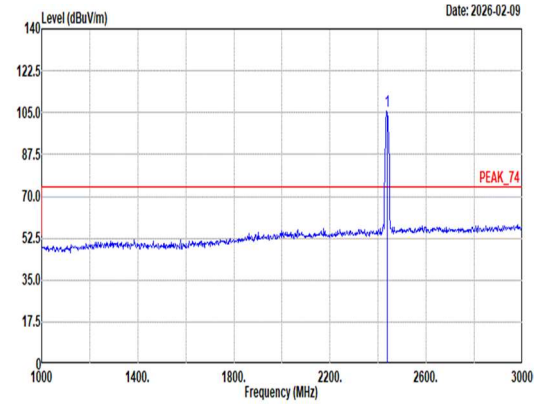 Site : 03CH07-HY Condition: PEAK_74 3m HF_ANT_00075962 HORIZONTAL : RBW:1000.000kHz VBW:3000.000kHz SWT:Auto 1 2437.00 105.51 ------ ------ 89.47 32.36 8.44 34.67 9.91 151 159 Peak
Avg	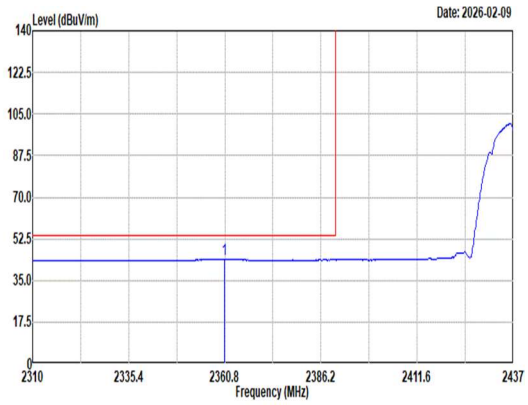 Site : 03CH07-HY Condition: AVG_BE_54 3m HF_ANT_00075962 HORIZONTAL : RBW:1000.000kHz VBW:0.010kHz SWT:Auto 1 2360.67 43.66 54.00 -10.34 27.92 32.19 8.31 34.66 9.90 151 159 Average	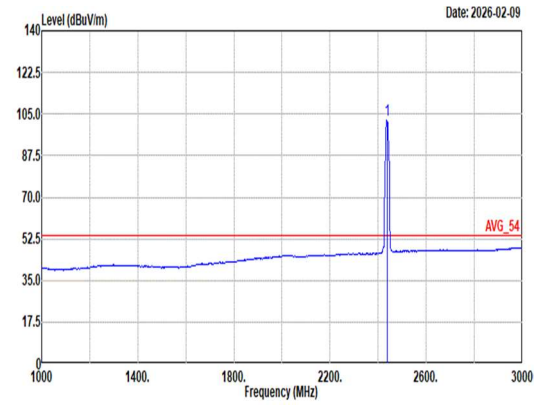 Site : 03CH07-HY Condition: AVG_54 3m HF_ANT_00075962 HORIZONTAL : RBW:1000.000kHz VBW:0.010kHz SWT:Auto 1 2437.00 102.39 ------ ------ 86.35 32.36 8.44 34.67 9.91 151 159 Average

Mode	2	
	Band Edge - R	
	2400-2483.5_802.11b_CH06_2437MHz	
ANT	0	
Pol.	Horizontal	Fundamental
Peak	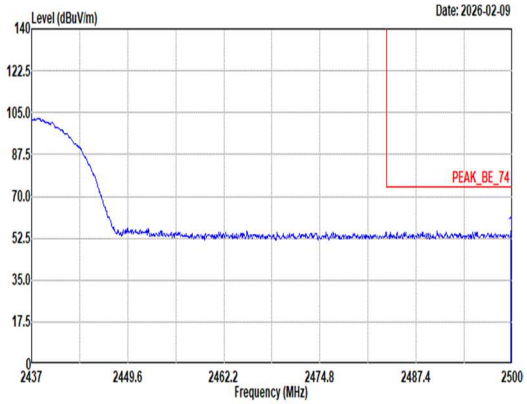 Site : 03CH07-HY Condition: PEAK_BE_74 3m HF_ANT_00075962 HORIZONTAL : RBW:1000.000kHz VBW:3000.000kHz SWT:Auto Limit Read Ant Cable Preamp Aux APos TPos Freq Level Line Margin Level Factor Loss Factor Factor Remark MHz dBuV/m dBuV/m dB dBuV dB/m dB dB dB cm deg 1 2499.81 55.29 74.00 -18.71 38.59 32.90 8.54 34.68 9.94 151 159 Peak	Blank
Avg	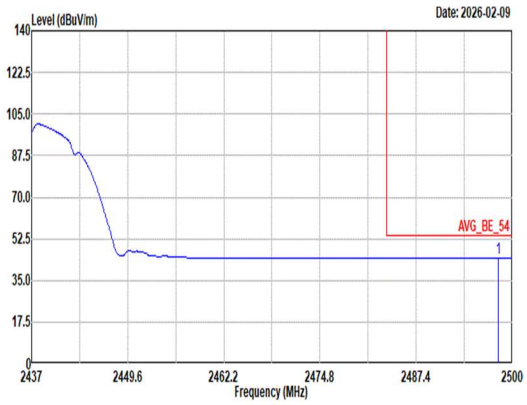 Site : 03CH07-HY Condition: AVG_BE_54 3m HF_ANT_00075962 HORIZONTAL : RBW:1000.000kHz VBW:0.010kHz SWT:Auto Limit Read Ant Cable Preamp Aux APos TPos Freq Level Line Margin Level Factor Loss Factor Factor Remark MHz dBuV/m dBuV/m dB dBuV dB/m dB dB dB cm deg 1 2498.17 44.50 54.00 -9.50 27.82 32.88 8.54 34.68 9.94 151 159 Average	Blank

Mode	2	
	Band Edge - L	
	2400-2483.5_802.11b_CH06_2437MHz	
ANT	0	
Pol.	Vertical	Fundamental
Peak	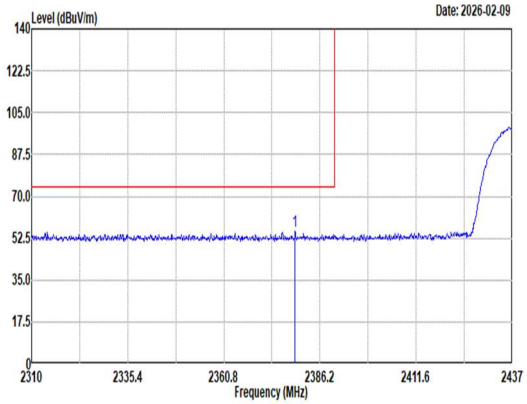 Site : 03CH07-HY Condition: PEAK_BE_74 3m HF_ANT_00075962 VERTICAL : RBW:1000.000kHz VBW:3000.000kHz SWT:Auto Freq Level Limit Line Margin Read Level Ant Factor Cable Loss Preamp Factor Aux Factor APos TPos Remark MHz dBuV/m dBuV/m dB dBuV dB/m dB dB dB cm deg 1 2379.60 55.62 74.00 -18.38 39.95 32.10 8.34 34.67 9.90 100 193 Peak	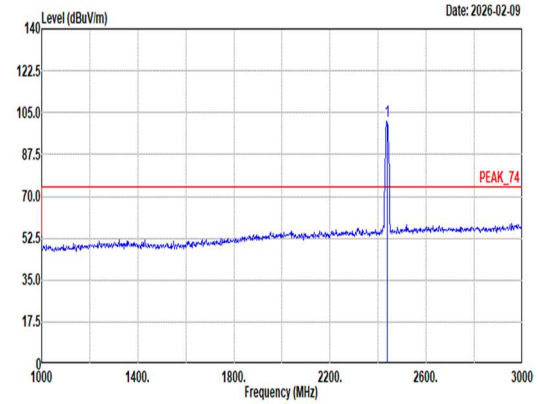 Site : 03CH07-HY Condition: PEAK_74 3m HF_ANT_00075962 VERTICAL : RBW:1000.000kHz VBW:3000.000kHz SWT:Auto Freq Level Limit Line Margin Read Level Ant Factor Cable Loss Preamp Factor Aux Factor APos TPos Remark MHz dBuV/m dBuV/m dB dBuV dB/m dB dB dB cm deg 1 2437.00 101.40 ------ ------ 85.36 32.36 8.44 34.67 9.91 100 193 Peak
Avg	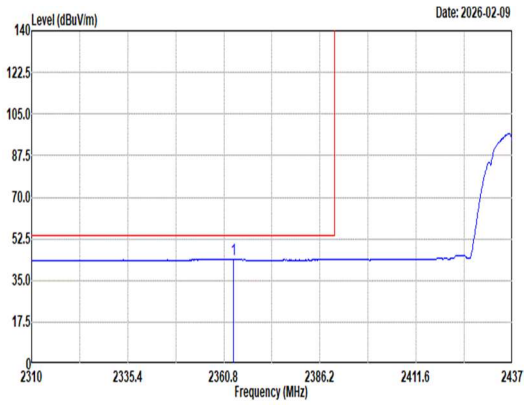 Site : 03CH07-HY Condition: AVG_BE_54 3m HF_ANT_00075962 VERTICAL : RBW:1000.000kHz VBW:0.010kHz SWT:Auto Freq Level Limit Line Margin Read Level Ant Factor Cable Loss Preamp Factor Aux Factor APos TPos Remark MHz dBuV/m dBuV/m dB dBuV dB/m dB dB dB cm deg 1 2363.34 43.67 54.00 -10.33 27.95 32.17 8.31 34.66 9.90 100 193 Average	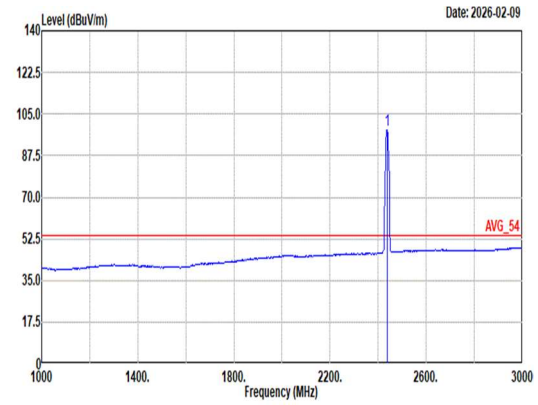 Site : 03CH07-HY Condition: AVG_54 3m HF_ANT_00075962 VERTICAL : RBW:1000.000kHz VBW:0.010kHz SWT:Auto Freq Level Limit Line Margin Read Level Ant Factor Cable Loss Preamp Factor Aux Factor APos TPos Remark MHz dBuV/m dBuV/m dB dBuV dB/m dB dB dB cm deg 1 2437.00 98.25 ------ ------ 82.21 32.36 8.44 34.67 9.91 100 193 Average

Mode	2	
	Band Edge - R	
	2400-2483.5_802.11b_CH06_2437MHz	
ANT	0	
Pol.	Vertical	Fundamental
Peak	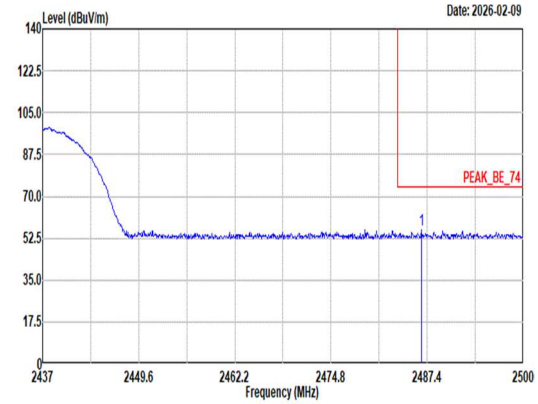 Site : 03CH07-HY Condition: PEAK_BE_74 3m HF_ANT_00075962 VERTICAL : RBW:1000.000kHz VBW:3000.000kHz SWT:Auto Limit Read Ant Cable Preamp Aux APos TPos Freq Level Line Margin Level Factor Loss Factor Factor Remark MHz dBuV/m dBuV/m dB dBuV dB/m dB dB dB cm deg 1 2486.64 55.91 74.00 -18.09 39.37 32.77 8.52 34.68 9.93 100 193 Peak	Blank
Avg	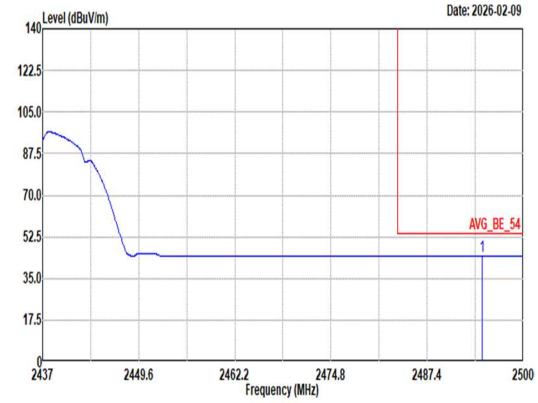 Site : 03CH07-HY Condition: AVG_BE_54 3m HF_ANT_00075962 VERTICAL : RBW:1000.000kHz VBW:0.010kHz SWT:Auto Limit Read Ant Cable Preamp Aux APos TPos Freq Level Line Margin Level Factor Loss Factor Factor Remark MHz dBuV/m dBuV/m dB dBuV dB/m dB dB dB cm deg 1 2494.58 44.52 54.00 -9.48 27.87 32.85 8.54 34.68 9.94 100 193 Average	Blank