Mode	1	
	Harmonic	
	2400-2483.5_Bluetooth-LE_GFSK _CH02_2404MHz	
ANT	3	
Pol.	Horizontal	Vertical
14.47G ~14.5G Avg	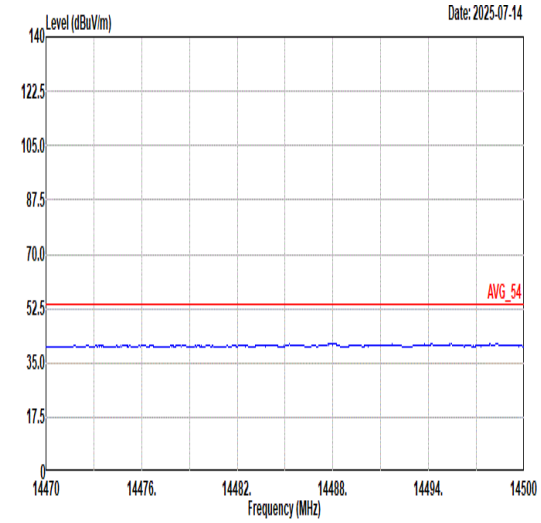 Site : 03CH16-HY Condition: AVG_54 3m 9120D-1522_250327 HORIZONTAL	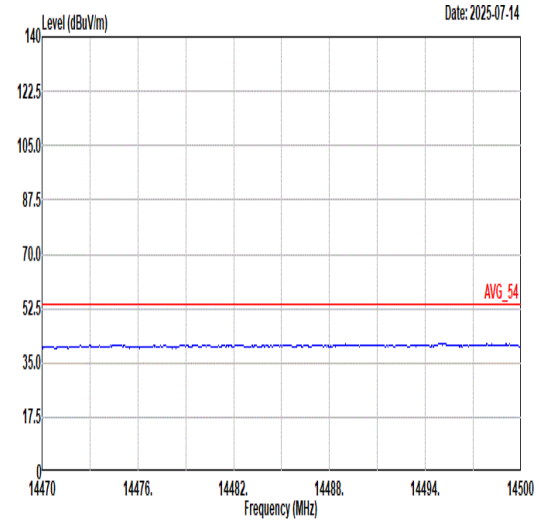 Site : 03CH16-HY Condition: AVG_54 3m 9120D-1522_250327 VERTICAL
17.7G ~18G Avg	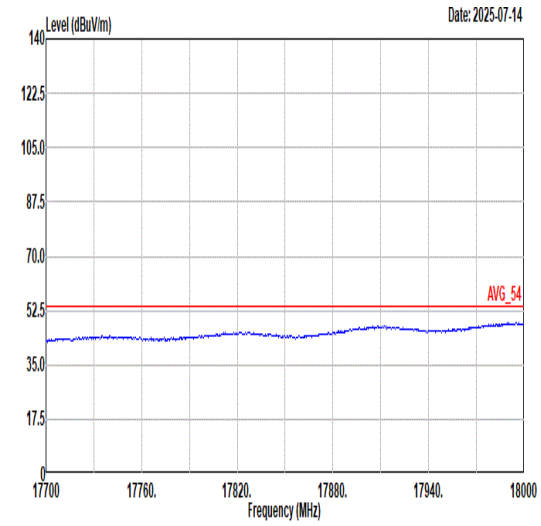 Site : 03CH16-HY Condition: AVG_54 3m 9120D-1522_250327 HORIZONTAL	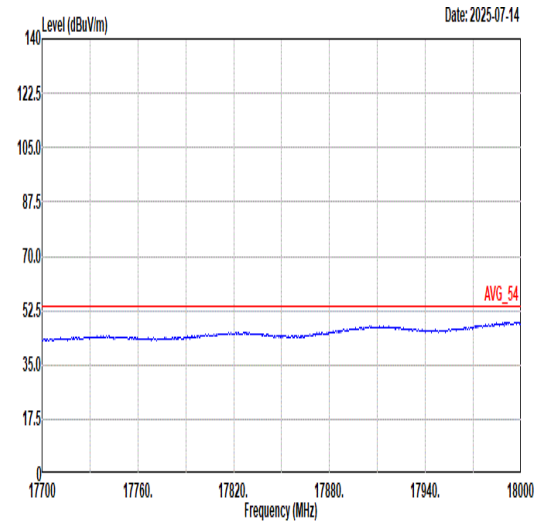 Site : 03CH16-HY Condition: AVG_54 3m 9120D-1522_250327 VERTICAL

Mode	2	
	Band Edge - L	
	2400-2483.5_Bluetooth-LE_GFSK _CH38_2440MHz	
ANT	3	
Pol.	Horizontal	Fundamental
Peak	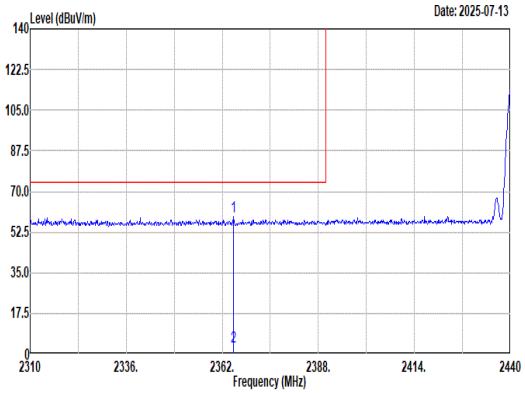 Site : 03CH16-HY Condition: PEAK_BE_74 3m 9120D-1522_250327 HORIZONTAL : RBW:1000.000kHz VBW:3000.000kHz SWT:Auto Freq Level Limit Line Margin Read Level Ant Factor Cable Loss Preamp Factor Aux Factor APos TPos Remark MHz dBuV/m dBuV/m dB dBuV dB/m dB dB dB cm deg 1 2365.12 59.01 74.00 -14.99 44.55 27.30 7.67 30.43 9.92 108 137 Peak 2 2365.12 3.09 54.00 -50.91 -- -- -- -- -- -- -- AVERAGE	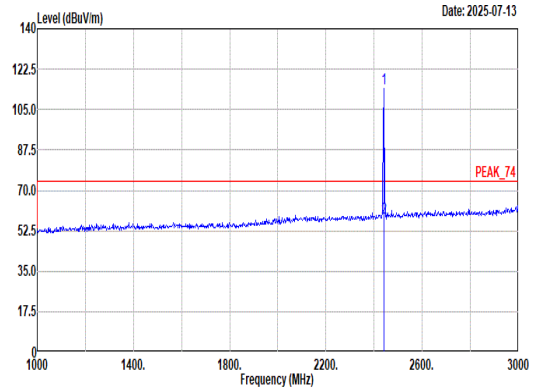 Site : 03CH16-HY Condition: PEAK_74 3m 9120D-1522_250327 HORIZONTAL : RBW:1000.000kHz VBW:3000.000kHz SWT:Auto Freq Level Limit Line Margin Read Level Ant Factor Cable Loss Preamp Factor Aux Factor APos TPos Remark MHz dBuV/m dBuV/m dB dBuV dB/m dB dB dB cm deg 1 2440.00 114.09 ------ ------ 99.05 27.70 7.79 30.37 9.92 108 137 Peak 2 2440.00 58.17 54.00 4.17 -- -- -- -- -- -- -- Average

Mode	2	
	Band Edge - R	
	2400-2483.5_Bluetooth-LE_GFSK _CH38_2440MHz	
ANT	3	
Pol.	Horizontal	Fundamental
Peak	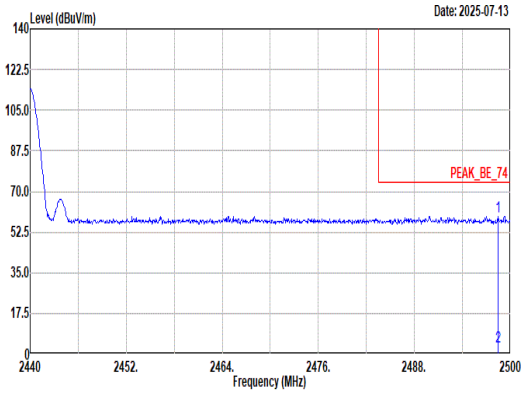 Site : 03CH16-HY Condition: PEAK_BE_74 3m 9120D-1522_250327 HORIZONTAL : RBW:1000.000kHz VBW:3000.000kHz SWT:Auto Limit Read Ant Cable Preamp Aux APos TPos Freq Level Line Margin Level Factor Loss Factor Factor Remark MHz dBuV/m dBuV/m dB dBuV dB/m dB dB dB cm deg 1 2498.44 59.32 74.00 -14.68 43.85 28.00 7.88 30.33 9.92 108 137 Peak 2 2498.44 3.40 54.00 -50.60 -- -- -- -- -- -- -- AVERAGE	Blank

Mode	2	
	Band Edge - L	
	2400-2483.5_Bluetooth-LE_GFSK _CH38_2440MHz	
ANT	3	
Pol.	Vertical	Fundamental
Peak	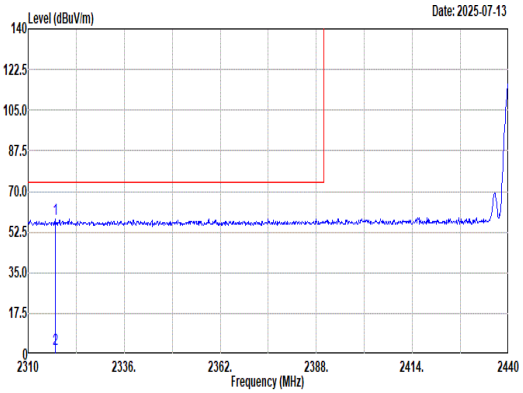 Site : 03CH16-HY Condition: PEAK_BE_74 3m 9120D-1522_250327 VERTICAL : RBW:1000.000kHz VBW:3000.000kHz SWT:Auto Limit Read Ant Cable Preamp Aux APos TPos Freq Level Line Margin Level Factor Loss Factor Factor Remark MHz dBuV/m dBuV/m dB dBuV dB/m dB dB dB cm deg 1 2317.28 58.23 74.00 -15.77 43.89 27.30 7.59 30.47 9.92 273 94 Peak 2 2317.28 2.31 54.00 -51.69 -- -- -- -- -- -- -- AVERAGE	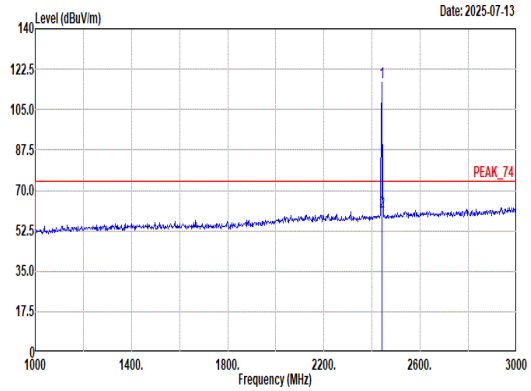 Site : 03CH16-HY Condition: PEAK_74 3m 9120D-1522_250327 VERTICAL : RBW:1000.000kHz VBW:3000.000kHz SWT:Auto Limit Read Ant Cable Preamp Aux APos TPos Freq Level Line Margin Level Factor Loss Factor Factor Remark MHz dBuV/m dBuV/m dB dBuV dB/m dB dB dB cm deg 1 2440.00 116.73 ------ ------ 101.69 27.70 7.79 30.37 9.92 273 94 Peak 2 2440.00 60.81 54.00 6.81 -- -- -- -- -- -- -- Average

Mode	2	
	Band Edge - R	
	2400-2483.5_Bluetooth-LE_GFSK _CH38_2440MHz	
ANT	3	
Pol.	Vertical	Fundamental
Peak	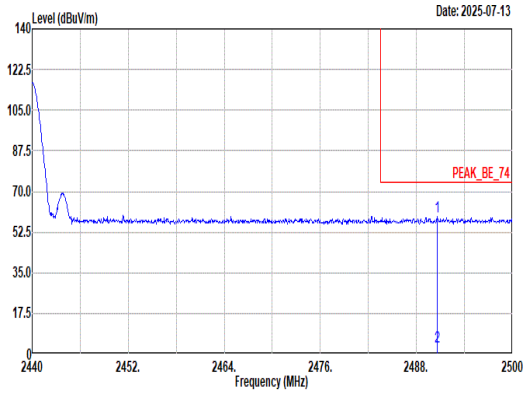 Site : 03CH16-HY Condition: PEAK_BE_74 3m 9120D-1522_250327 VERTICAL : RBW:1000.000kHz VBW:3000.000kHz SWT:Auto Freq Level Limit Line Margin Read Level Ant Factor Cable Loss Preamp Factor Aux Factor APos TPos Remark MHz dBuV/m dBuV/m dB dBuV dB/m dB dB dB cm deg 1 2490.58 59.08 74.00 -14.92 43.63 28.00 7.87 30.34 9.92 273 94 Peak 2 2490.58 3.16 54.00 -50.84 -- -- -- -- -- -- -- AVERAGE	Blank

Mode	2	
	Harmonic	
	2400-2483.5_Bluetooth-LE_GFSK _CH38_2440MHz	
ANT	3	
Pol.	Horizontal	Vertical
Peak Avg	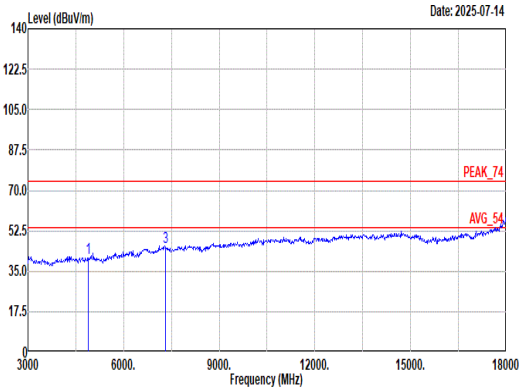 Site : 03CH16-HY Condition: PEAK_74 3m 9120D-1522_250327 HORIZONTAL Freq Level Limit Line Margin Read Level Ant Factor Cable Loss Preamp Factor Aux Factor APos TPos Remark MHz dBuV/m dBuV/m dB dBuV dB/m dB dB dB cm deg 1 4880.00 40.54 74.00 -33.46 62.56 32.86 11.05 66.33 0.40 -- -- Peak 2 4880.00 -15.38 54.00 -69.38 -- -- -- -- -- -- -- Average 3 7320.00 45.22 74.00 -28.78 60.22 37.17 13.28 65.75 0.30 -- -- Peak 4 7320.00 -10.70 54.00 -64.70 -- -- -- -- -- -- -- Average	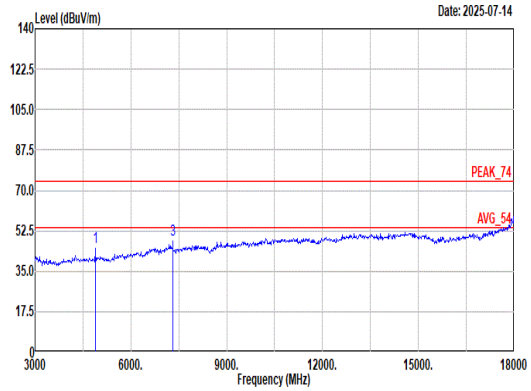 Site : 03CH16-HY Condition: PEAK_74 3m 9120D-1522_250327 VERTICAL Freq Level Limit Line Margin Read Level Ant Factor Cable Loss Preamp Factor Aux Factor APos TPos Remark MHz dBuV/m dBuV/m dB dBuV dB/m dB dB dB cm deg 1 4880.00 45.44 74.00 -28.56 67.46 32.86 11.05 66.33 0.40 254 355 Peak 2 4880.00 -10.48 54.00 -64.48 -- -- -- -- -- -- -- Average 3 7320.00 48.67 74.00 -25.33 63.67 37.17 13.28 65.75 0.30 100 5 Peak 4 7320.00 -7.25 54.00 -61.25 -- -- -- -- -- -- -- Average

Mode	2	
	Harmonic	
	2400-2483.5_Bluetooth-LE_GFSK _CH38_2440MHz	
ANT	3	
Pol.	Horizontal	Vertical
14.47G ~14.5G Avg	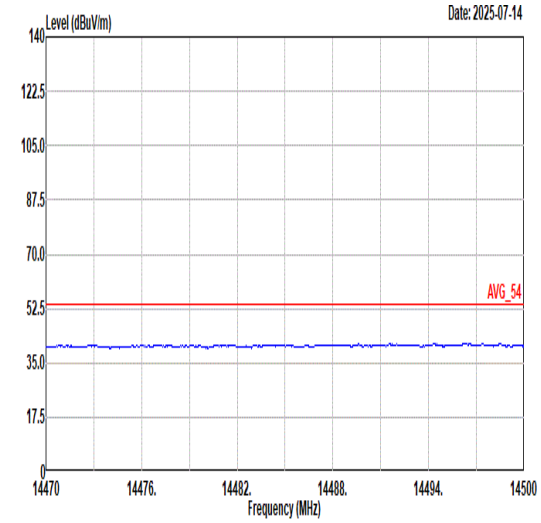 Site : 03CH16-HY Condition: AVG_54 3m 9120D-1522_250327 HORIZONTAL	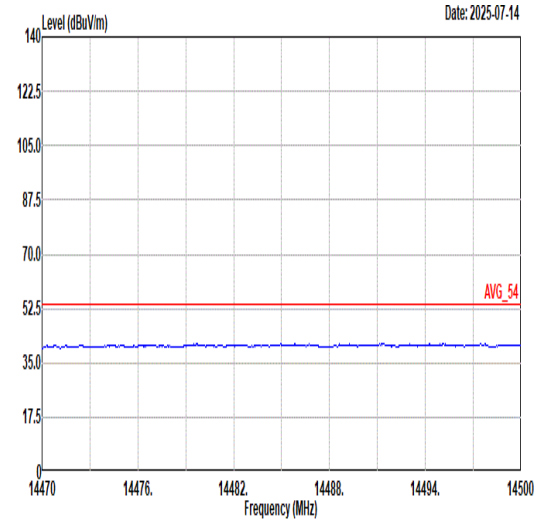 Site : 03CH16-HY Condition: AVG_54 3m 9120D-1522_250327 VERTICAL
17.7G ~18G Avg	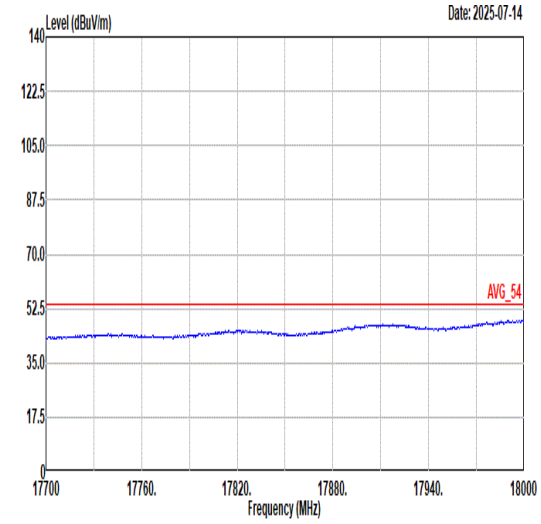 Site : 03CH16-HY Condition: AVG_54 3m 9120D-1522_250327 HORIZONTAL	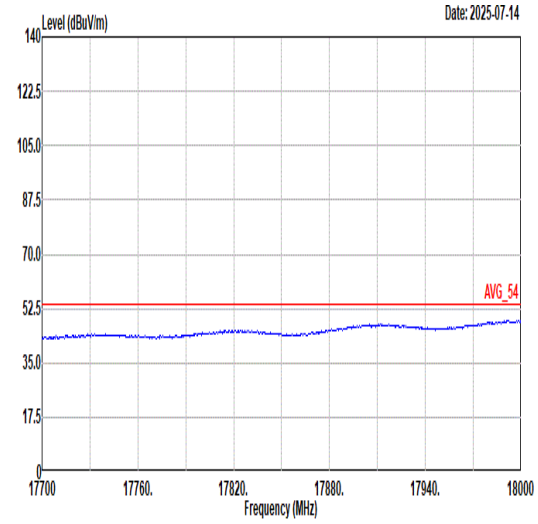 Site : 03CH16-HY Condition: AVG_54 3m 9120D-1522_250327 VERTICAL

Mode	3	
	Band Edge	
	2400-2483.5_Bluetooth-LE_GFSK _CH76_2478MHz	
ANT	3	
Pol.	Horizontal	Fundamental
Peak	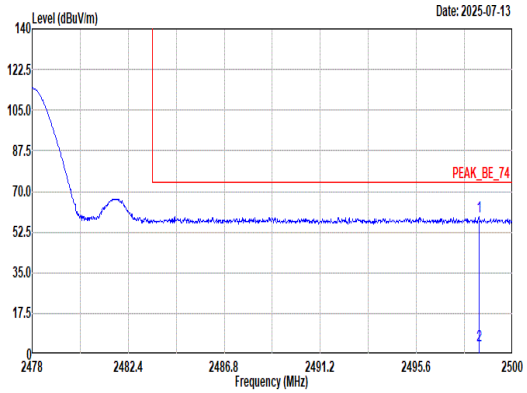 Site : 03CH16-HY Condition: PEAK_BE_74 3m 9120D-1522_250327 HORIZONTAL : RBW:1000.000kHz VBW:3000.000kHz SWT:Auto Freq Level Limit Line Margin Read Level Ant Factor Cable Loss Preamp Factor Aux Factor APos TPos Remark MHz dBuV/m dBuV/m dB dBuV dB/m dB dB dB cm deg 1 2498.46 59.39 74.00 -14.61 43.92 28.00 7.88 30.33 9.92 107 135 Peak 2 2498.46 3.47 54.00 -50.53 -- -- -- -- -- -- -- AVERAGE	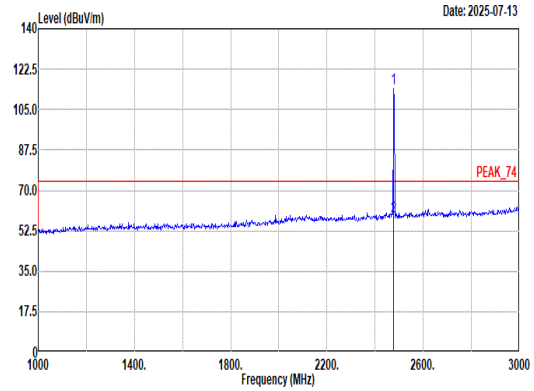 Site : 03CH16-HY Condition: PEAK_74 3m 9120D-1522_250327 HORIZONTAL : RBW:1000.000kHz VBW:3000.000kHz SWT:Auto Freq Level Limit Line Margin Read Level Ant Factor Cable Loss Preamp Factor Aux Factor APos TPos Remark MHz dBuV/m dBuV/m dB dBuV dB/m dB dB dB cm deg 1 2478.00 114.33 ------ ------ 99.03 27.88 7.85 30.35 9.92 107 135 Peak 2 2478.00 58.41 54.00 4.41 -- -- -- -- -- -- -- Average

Mode	3	
	Band Edge	
	2400-2483.5_Bluetooth-LE_GFSK _CH76_2478MHz	
ANT	3	
Pol.	Vertical	Fundamental
Peak	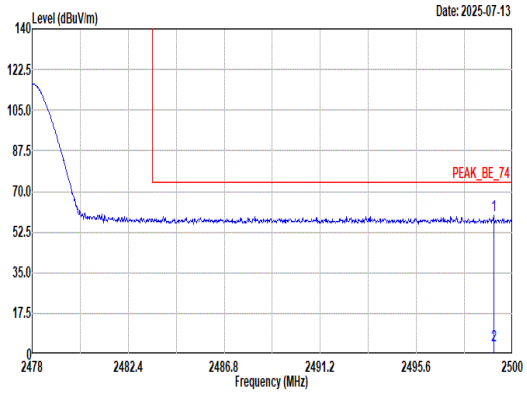 Site : 03CH16-HY Condition: PEAK_BE_74 3m 9120D-1522_250327 VERTICAL : RBW:1000.000kHz VBW:3000.000kHz SWT:Auto Freq Level Limit Line Margin Read Level Ant Factor Cable Loss Preamp Factor Aux Factor APos TPos Remark MHz dBuV/m dBuV/m dB dBuV dB/m dB dB dB cm deg 1 2499.14 59.55 74.00 -14.45 44.08 28.00 7.88 30.33 9.92 270 93 Peak 2 2499.14 3.63 54.00 -50.37 -- -- -- -- -- -- -- AVERAGE	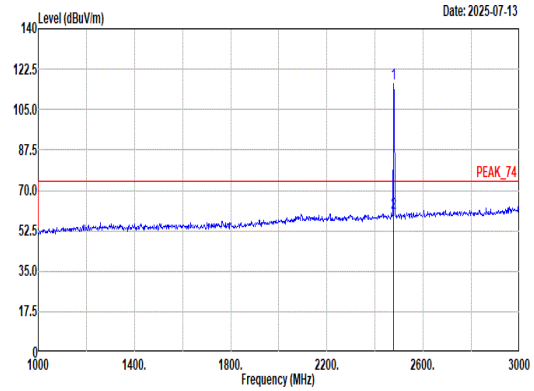 Site : 03CH16-HY Condition: PEAK_74 3m 9120D-1522_250327 VERTICAL : RBW:1000.000kHz VBW:3000.000kHz SWT:Auto Freq Level Limit Line Margin Read Level Ant Factor Cable Loss Preamp Factor Aux Factor APos TPos Remark MHz dBuV/m dBuV/m dB dBuV dB/m dB dB dB cm deg 1 2478.00 116.20 ------ ------ 100.90 27.88 7.85 30.35 9.92 270 93 Peak 2 2478.00 60.28 54.00 6.28 -- -- -- -- -- -- -- Average

Mode	3	
	Harmonic	
	2400-2483.5_Bluetooth-LE_GFSK _CH76_2478MHz	
ANT	3	
Pol.	Horizontal	Vertical
Peak Avg	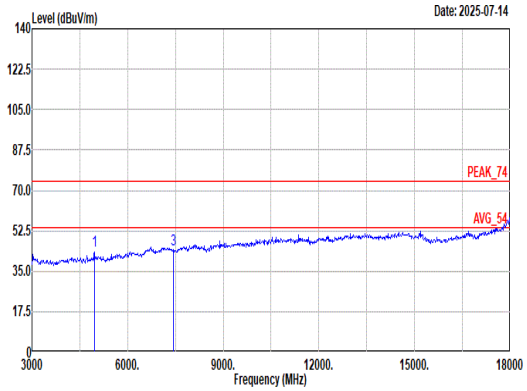 Site : 03CH16-HY Condition: PEAK_74 3m 9120D-1522_250327 HORIZONTAL Freq Level Limit Line Margin Read Level Ant Factor Cable Loss Preamp Factor Aux Factor APos TPos Remark MHz dBuV/m dBuV/m dB dBuV dB/m dB dB dB cm deg 1 4956.00 43.99 74.00 -30.01 65.60 33.20 11.06 66.28 0.41 400 40 Peak 2 4956.00 -11.93 54.00 -65.93 -- -- -- -- -- -- -- Average 3 7434.00 44.43 74.00 -29.57 59.90 36.53 13.38 65.76 0.38 -- -- Peak 4 7434.00 -11.49 54.00 -65.49 -- -- -- -- -- -- -- Average	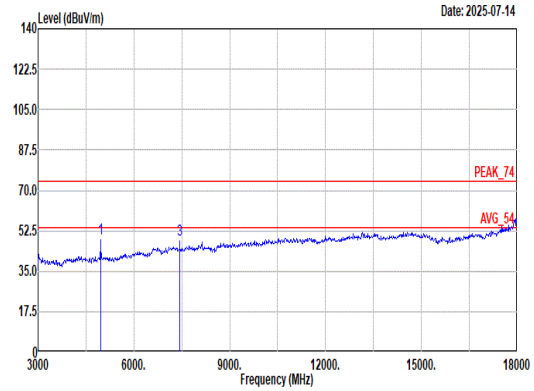 Site : 03CH16-HY Condition: PEAK_74 3m 9120D-1522_250327 VERTICAL Freq Level Limit Line Margin Read Level Ant Factor Cable Loss Preamp Factor Aux Factor APos TPos Remark MHz dBuV/m dBuV/m dB dBuV dB/m dB dB dB cm deg 1 4956.00 49.21 74.00 -24.79 70.78 33.23 11.06 66.27 0.41 235 354 Peak 2 4956.00 -6.71 54.00 -60.71 -- -- -- -- -- -- -- Average 3 7434.00 48.39 74.00 -25.61 63.89 36.52 13.38 65.77 0.37 100 6 Peak 4 7434.00 -7.53 54.00 -61.53 -- -- -- -- -- -- -- Average

Mode	3	
	Harmonic	
	2400-2483.5_Bluetooth-LE_GFSK _CH76_2478MHz	
ANT	3	
Pol.	Horizontal	Vertical
14.47G ~14.5G Avg	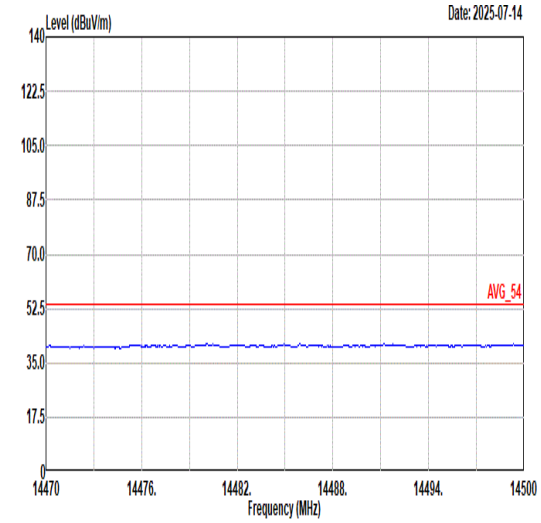 Site : 03CH16-HY Condition: AVG_54 3m 9120D-1522_250327 HORIZONTAL	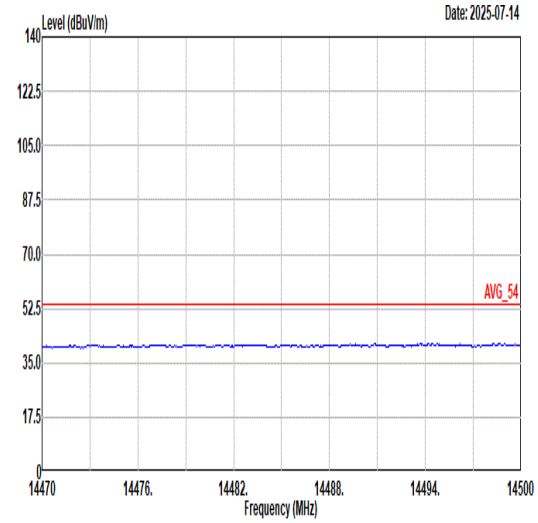 Site : 03CH16-HY Condition: AVG_54 3m 9120D-1522_250327 VERTICAL
17.7G ~18G Avg	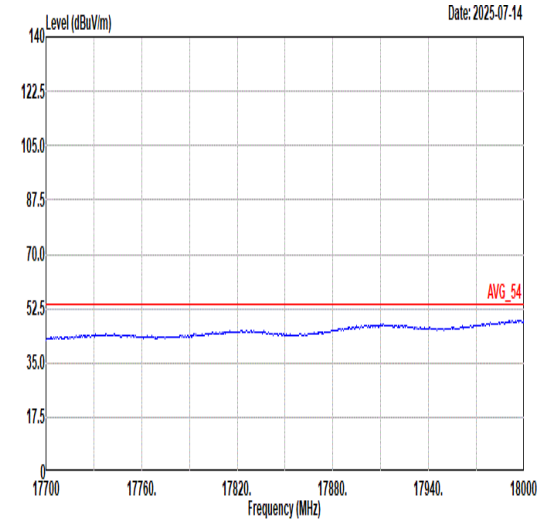 Site : 03CH16-HY Condition: AVG_54 3m 9120D-1522_250327 HORIZONTAL	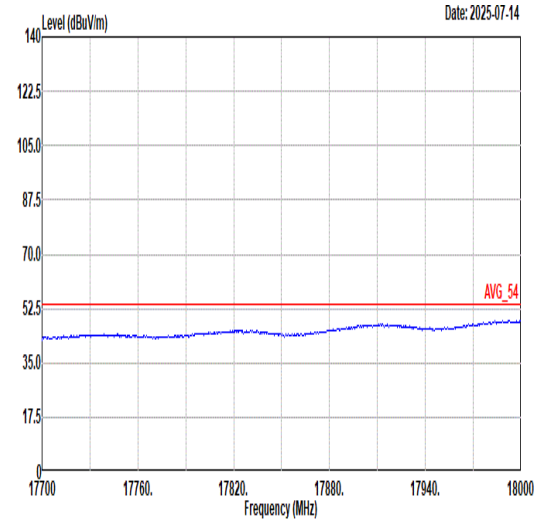 Site : 03CH16-HY Condition: AVG_54 3m 9120D-1522_250327 VERTICAL

Mode	13	
	LF	
	2400-2483.5_Bluetooth-LE_GFSK _CH76_2478MHz	
ANT	3	
Pol.	Horizontal	Vertical
QP/ Peak	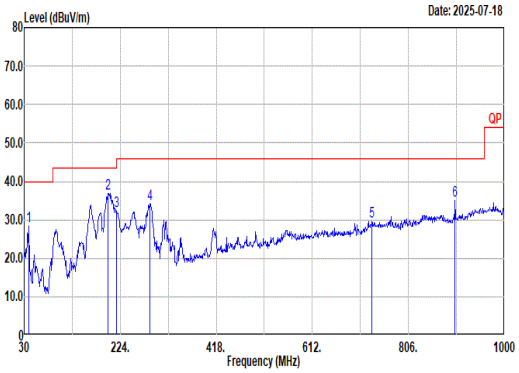 Site : 03CH16-HY Condition: QP 3m CBL6111D&00802N1D01N-06 _47020 & 06_241005 HORIZONTAL Freq Level Limit Line Margin Read Level Ant Factor Cable Loss Preamp Factor Aux Factor APos TPos Remark 1 38.73 28.49 40.00 -11.51 39.41 20.31 0.96 32.25 0.06 -- -- Peak 2 199.75 36.91 43.50 -6.59 51.65 15.15 2.20 32.16 0.07 -- -- Peak 3 216.24 32.34 46.00 -13.66 46.98 15.19 2.28 32.18 0.07 -- -- Peak 4 283.17 34.25 46.00 -11.75 44.83 18.97 2.60 32.22 0.07 -- -- Peak 5 732.28 29.56 46.00 -16.44 29.54 28.02 4.21 32.35 0.14 -- -- Peak 6 900.09 35.09 46.00 -10.91 32.66 29.25 4.67 31.65 0.16 -- -- Peak	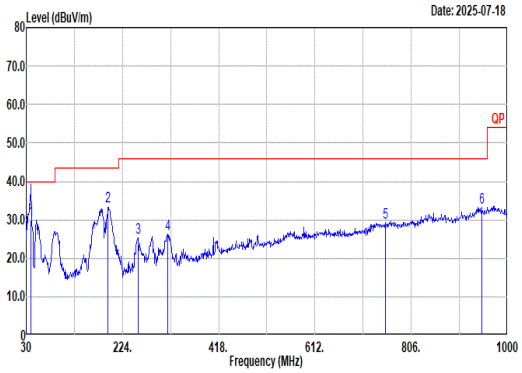 Site : 03CH16-HY Condition: QP 3m CBL6111D&00802N1D01N-06 _47020 & 06_241005 VERTICAL Freq Level Limit Line Margin Read Level Ant Factor Cable Loss Preamp Factor Aux Factor APos TPos Remark 1 38.73 29.98 40.00 -10.02 40.90 20.31 0.96 32.25 0.06 100 117 QP 2 194.90 33.36 43.50 -10.14 48.15 15.14 2.17 32.17 0.07 -- -- Peak 3 255.04 25.36 46.00 -20.64 35.66 19.38 2.47 32.22 0.07 -- -- Peak 4 315.18 26.39 46.00 -19.61 36.43 19.36 2.75 32.23 0.08 -- -- Peak 5 754.59 29.18 46.00 -16.82 28.70 28.38 4.27 32.32 0.15 -- -- Peak 6 947.62 33.30 46.00 -12.70 28.52 30.91 4.80 31.19 0.26 -- -- Peak

Mode	14	
	SHF	
	2400-2483.5_Bluetooth-LE_GFSK _CH76_2478MHz	
ANT	3	
Pol.	Horizontal	Vertical
Peak	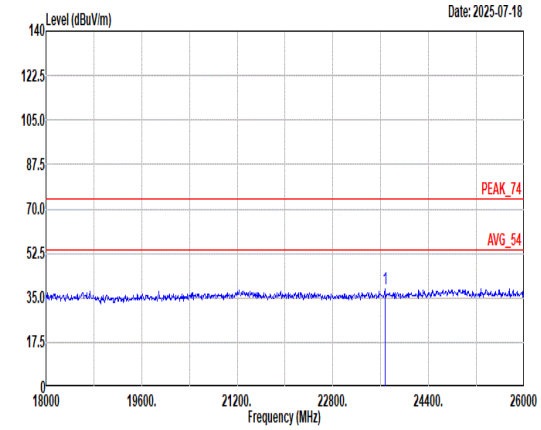 Site : 03CH16-HY Condition: PEAK_74 1m SHF_00994_250109 HORIZONTAL Freq Level Limit Line Margin Read Level Ant Factor Cable Loss Preamp Factor Aux Factor APos TPos Remark MHz dBuV/m dBuV/m dB dBuV dB/m dB dB dB cm deg 1 23672.00 38.48 74.00 -35.52 56.90 39.16 6.06 54.10 -9.54 -- -- Peak	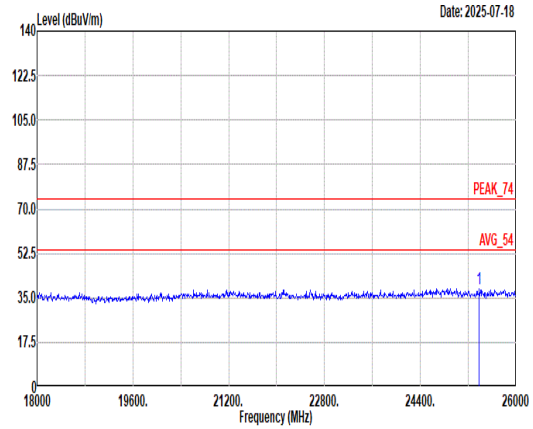 Site : 03CH16-HY Condition: PEAK_74 1m SHF_00994_250109 VERTICAL Freq Level Limit Line Margin Read Level Ant Factor Cable Loss Preamp Factor Aux Factor APos TPos Remark MHz dBuV/m dBuV/m dB dBuV dB/m dB dB dB cm deg 1 25384.00 38.79 74.00 -35.21 56.03 39.40 6.28 53.38 -9.54 -- -- Peak

<Ant 4 for 1Mbps>

C3-1. Radiated Spurious Emission Test Modes

Mode	Band (MHz)	Antenna	Modulation	Channel	Frequency	Data Rate	RU	Remark
Mode 7	2400-2483.5	4	Bluetooth-LE_GFSK	02	2404	1Mbps	-	-
Mode 8	2400-2483.5	4	Bluetooth-LE_GFSK	38	2440	1Mbps	-	-
Mode 9	2400-2483.5	4	Bluetooth-LE_GFSK	76	2478	1Mbps	-	-

C3-2. Summary of each worse mode

Mode	Modulation	Ch.	Freq. (MHz)	Level (dBuV/m)	Limit (dBuV/m)	Margin (dB)	Pol.	Peak Avg.	Result	RU	Remark
7	Bluetooth-LE_GFSK	02	2379.47	58.73	74.00	-15.27	H	Peak	Pass	-	Band Edge
	Bluetooth-LE_GFSK	02	4808.00	40.38	74.00	-33.62	V	Peak	Pass	-	Harmonic
8	Bluetooth-LE_GFSK	38	2486.08	59.25	74.00	-14.75	H	Peak	Pass	-	Band Edge
	Bluetooth-LE_GFSK	38	7320.00	44.85	74.00	-29.15	H	Peak	Pass	-	Harmonic
9	Bluetooth-LE_GFSK	76	2494.96	59.82	74.00	-14.18	V	Peak	Pass	-	Band Edge
	Bluetooth-LE_GFSK	76	7434.00	43.94	74.00	-30.06	H	Peak	Pass	-	Harmonic

Mode	7	
	Band Edge	
	2400-2483.5_Bluetooth-LE_GFSK _CH02_2404MHz	
ANT	4	
Pol.	Horizontal	Fundamental
Peak	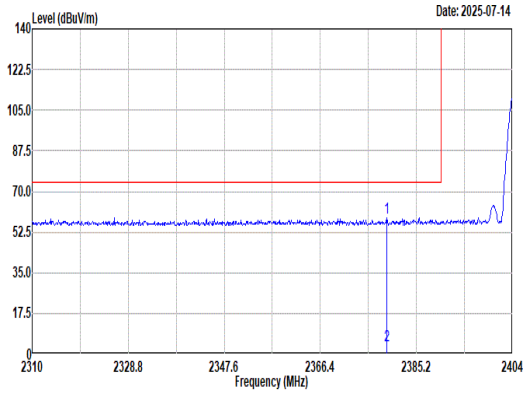 Site : 03CH16-HY Condition: PEAK_BE_74 3m 9120D-1522_250327 HORIZONTAL : RBW:1000.000kHz VBW:3000.000kHz SWT:Auto Freq Level Limit Line Margin Read Level Ant Factor Cable Loss Preamp Factor Aux Factor APos TPos Remark MHz dBuV/m dBuV/m dB dBuV dB/m dB dB dB cm deg 1 2379.47 58.73 74.00 -15.27 44.23 27.30 7.70 30.42 9.92 112 260 Peak 2 2379.47 3.44 54.00 -50.56 -- -- -- -- -- -- -- AVERAGE	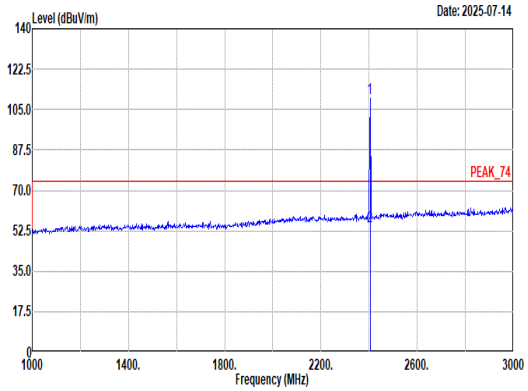 Site : 03CH16-HY Condition: PEAK_74 3m 9120D-1522_250327 HORIZONTAL : RBW:1000.000kHz VBW:3000.000kHz SWT:Auto Freq Level Limit Line Margin Read Level Ant Factor Cable Loss Preamp Factor Aux Factor APos TPos Remark MHz dBuV/m dBuV/m dB dBuV dB/m dB dB dB cm deg 1 2404.00 109.79 ------ ------ 94.93 27.60 7.74 30.40 9.92 112 260 Peak 2 2404.00 54.50 54.00 0.50 -- -- -- -- -- -- -- Average	

Mode	7	
	Band Edge	
	2400-2483.5_Bluetooth-LE_GFSK _CH02_2404MHz	
ANT	4	
Pol.	Vertical	Fundamental
Peak	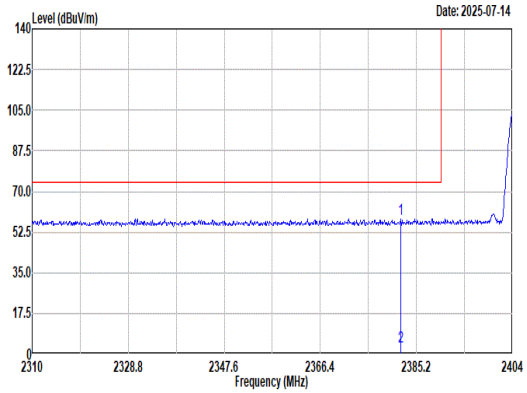 Site : 03CH16-HY Condition: PEAK_BE_74 3m 9120D-1522_250327 VERTICAL : RBW:1000.000kHz VBW:3000.000kHz SWT:Auto Freq Level Limit Line Margin Read Level Ant Factor Cable Loss Preamp Factor Aux Factor APos TPos Remark MHz dBuV/m dBuV/m dB dBuV dB/m dB dB dB cm deg 1 2382.19 58.21 74.00 -15.79 43.67 27.34 7.70 30.42 9.92 389 57 Peak 2 2382.19 2.92 54.00 -51.08 -- -- -- -- -- -- -- AVERAGE	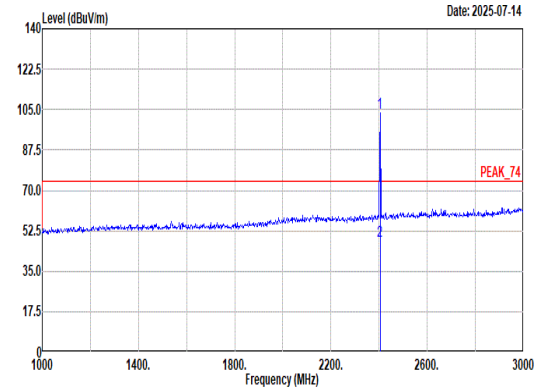 Site : 03CH16-HY Condition: PEAK_74 3m 9120D-1522_250327 VERTICAL : RBW:1000.000kHz VBW:3000.000kHz SWT:Auto Freq Level Limit Line Margin Read Level Ant Factor Cable Loss Preamp Factor Aux Factor APos TPos Remark MHz dBuV/m dBuV/m dB dBuV dB/m dB dB dB cm deg 1 2404.00 103.30 ------ ------ 88.44 27.60 7.74 30.40 9.92 389 57 Peak 2 2404.00 48.01 54.00 -5.99 -- -- -- -- -- -- -- Average

Mode	7	
	Harmonic	
	2400-2483.5_Bluetooth-LE_GFSK _CH02_2404MHz	
ANT	4	
Pol.	Horizontal	Vertical
Peak Avg	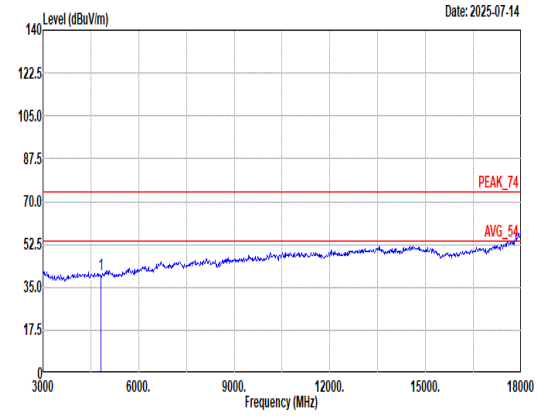 Site : 03CH16-HY Condition: PEAK_74 3m 9120D-1522_250327 HORIZONTAL Freq Level Limit Line Margin Read Level Ant Factor Cable Loss Preamp Factor Aux Factor APos TPos Remark MHz dBuV/m dBuV/m dB dBuV dB/m dB dB dB cm deg 1 4808.00 40.04 74.00 -33.96 62.51 32.50 11.04 66.40 0.39 -- -- Peak 2 4808.00 -15.25 54.00 -69.25 -- -- -- -- -- -- -- Average	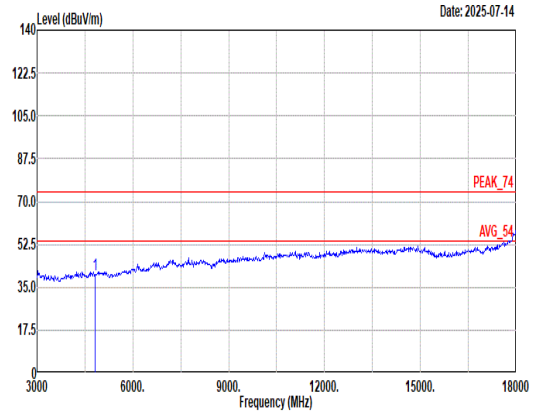 Site : 03CH16-HY Condition: PEAK_74 3m 9120D-1522_250327 VERTICAL Freq Level Limit Line Margin Read Level Ant Factor Cable Loss Preamp Factor Aux Factor APos TPos Remark MHz dBuV/m dBuV/m dB dBuV dB/m dB dB dB cm deg 1 4808.00 40.38 74.00 -33.62 62.85 32.50 11.04 66.40 0.39 -- -- Peak 2 4808.00 -14.91 54.00 -68.91 -- -- -- -- -- -- -- Average

Mode	7	
	Harmonic	
	2400-2483.5_Bluetooth-LE_GFSK _CH02_2404MHz	
ANT	4	
Pol.	Horizontal	Vertical
14.47G ~14.5G Avg	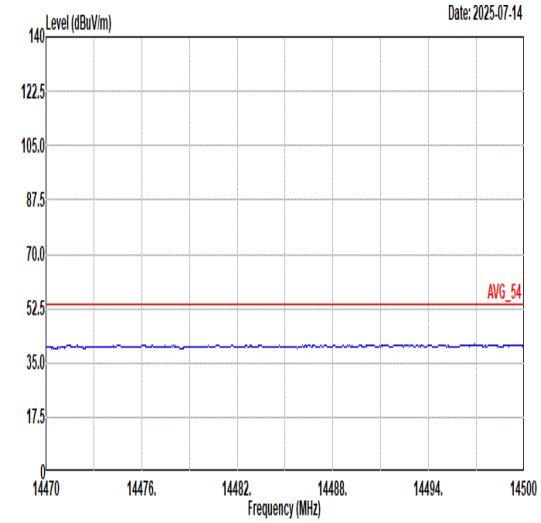 Site : 03CH16-HY Condition: AVG_54 3m 9120D-1522_250327 HORIZONTAL	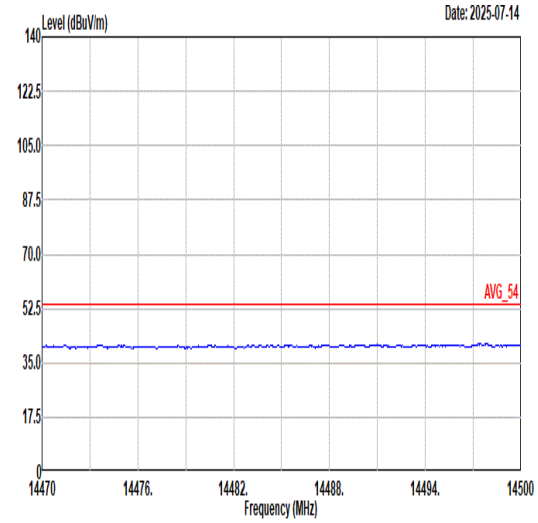 Site : 03CH16-HY Condition: AVG_54 3m 9120D-1522_250327 VERTICAL
17.7G ~18G Avg	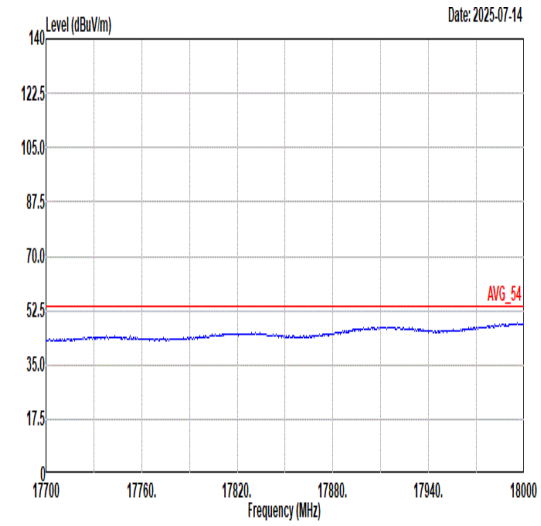 Site : 03CH16-HY Condition: AVG_54 3m 9120D-1522_250327 HORIZONTAL	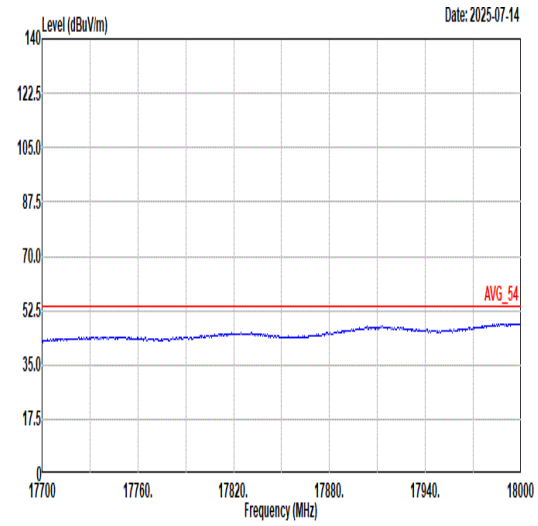 Site : 03CH16-HY Condition: AVG_54 3m 9120D-1522_250327 VERTICAL

Mode	8	
	Band Edge - L	
	2400-2483.5_Bluetooth-LE_GFSK _CH38_2440MHz	
ANT	4	
Pol.	Horizontal	Fundamental
Peak	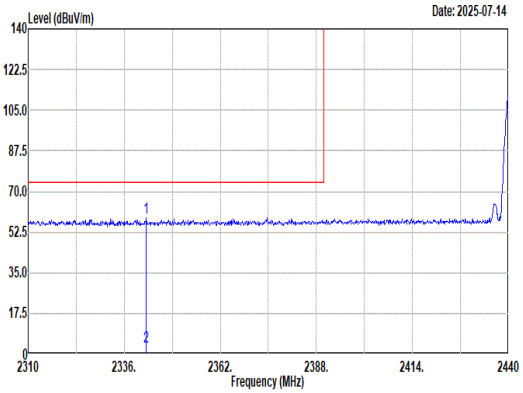 Site : 03CH16-HY Condition: PEAK_BE_74 3m 9120D-1522_250327 HORIZONTAL : RBW:1000.000kHz VBW:3000.000kHz SWT:Auto Freq Level Limit Line Margin Read Level Ant Factor Cable Loss Preamp Factor Aux Factor APos TPos Remark MHz dBuV/m dBuV/m dB dBuV dB/m dB dB dB cm deg 1 2341.98 58.52 74.00 -15.48 44.12 27.30 7.63 30.45 9.92 110 240 Peak 2 2341.98 3.23 54.00 -50.77 -- -- -- -- -- -- -- AVERAGE	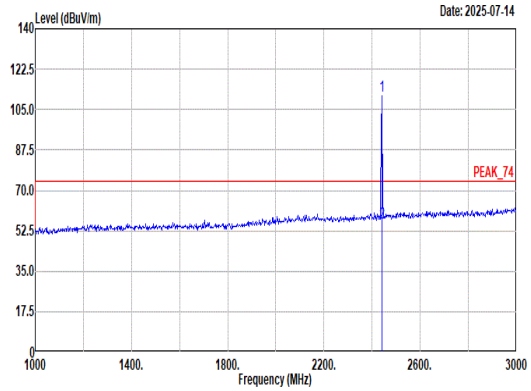 Site : 03CH16-HY Condition: PEAK_74 3m 9120D-1522_250327 HORIZONTAL : RBW:1000.000kHz VBW:3000.000kHz SWT:Auto Freq Level Limit Line Margin Read Level Ant Factor Cable Loss Preamp Factor Aux Factor APos TPos Remark MHz dBuV/m dBuV/m dB dBuV dB/m dB dB dB cm deg 1 2440.00 111.15 ------ ------ 96.11 27.70 7.79 30.37 9.92 110 240 Peak 2 2440.00 55.86 54.00 1.86 -- -- -- -- -- -- -- Average

Mode	8	
	Band Edge - R	
	2400-2483.5_Bluetooth-LE_GFSK _CH38_2440MHz	
ANT	4	
Pol.	Horizontal	Fundamental
Peak	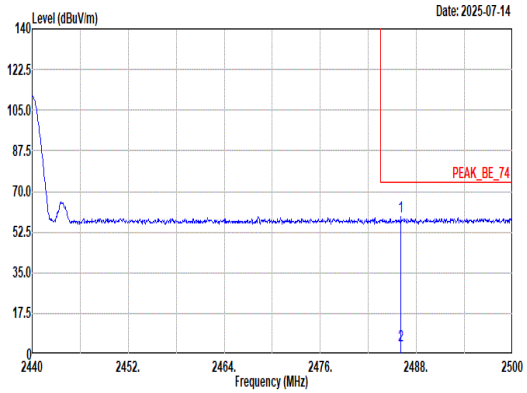 Site : 03CH16-HY Condition: PEAK_BE_74 3m 9120D-1522_250327 HORIZONTAL : RBW:1000.000kHz VBW:3000.000kHz SWT:Auto Limit Read Ant Cable Preamp Aux APos TPos Freq Level Line Margin Level Factor Loss Factor Factor Remark MHz dBuV/m dBuV/m dB dBuV dB/m dB dB dB cm deg 1 2486.08 59.25 74.00 -14.75 43.85 27.96 7.86 30.34 9.92 110 240 Peak 2 2486.08 3.96 54.00 -50.04 -- -- -- -- -- -- -- AVERAGE	Blank

Mode	8	
	Band Edge - L	
	2400-2483.5_Bluetooth-LE_GFSK _CH38_2440MHz	
ANT	4	
Pol.	Vertical	Fundamental
Peak	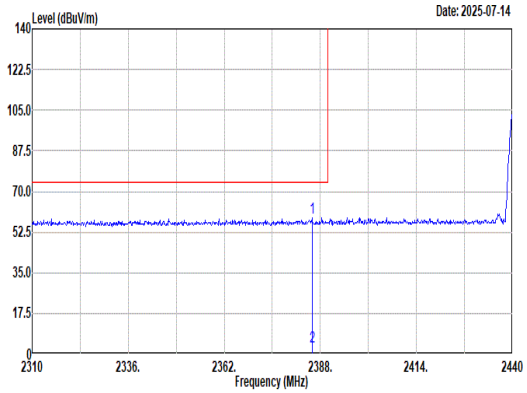 Site : 03CH16-HY Condition: PEAK_BE_74 3m 9120D-1522_250327 VERTICAL : RBW:1000.000kHz VBW:3000.000kHz SWT:Auto Limit Read Ant Cable Preamp Aux APos TPos Freq Level Line Margin Level Factor Loss Factor Factor Remark MHz dBuV/m dBuV/m dB dBuV dB/m dB dB dB cm deg 1 2385.79 58.51 74.00 -15.49 43.87 27.42 7.71 30.41 9.92 340 62 Peak 2 2385.79 3.22 54.00 -50.78 -- -- -- -- -- -- -- AVERAGE	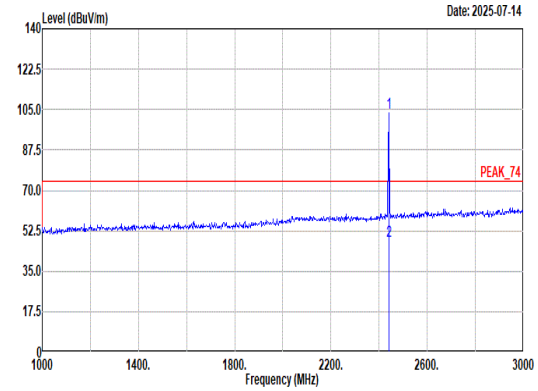 Site : 03CH16-HY Condition: PEAK_74 3m 9120D-1522_250327 VERTICAL : RBW:1000.000kHz VBW:3000.000kHz SWT:Auto Limit Read Ant Cable Preamp Aux APos TPos Freq Level Line Margin Level Factor Loss Factor Factor Remark MHz dBuV/m dBuV/m dB dBuV dB/m dB dB dB cm deg 1 2440.00 103.33 ------ ------ 88.29 27.70 7.79 30.37 9.92 340 62 Peak 2 2440.00 48.04 54.00 -5.96 -- -- -- -- -- -- -- Average

Mode	8	
	Band Edge - R	
	2400-2483.5_Bluetooth-LE_GFSK _CH38_2440MHz	
ANT	4	
Pol.	Vertical	Fundamental
Peak	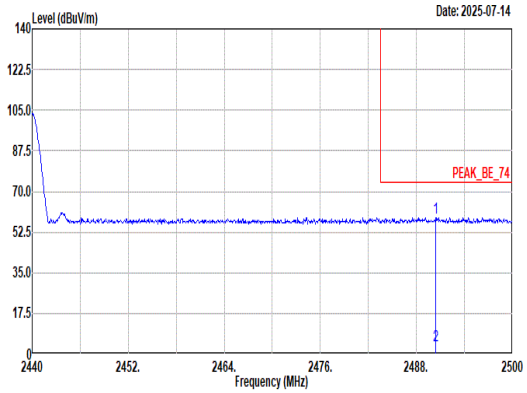 Site : 03CH16-HY Condition: PEAK_BE_74 3m 9120D-1522_250327 VERTICAL : RBW:1000.000kHz VBW:3000.000kHz SWT:Auto Limit Read Ant Cable Preamp Aux APos TPos Freq Level Line Margin Level Factor Loss Factor Factor Remark MHz dBuV/m dBuV/m dB dBuV dB/m dB dB dB cm deg 1 2490.40 58.88 74.00 -15.12 43.43 28.00 7.87 30.34 9.92 340 62 Peak 2 2490.40 3.59 54.00 -50.41 -- -- -- -- -- -- -- AVERAGE	Blank

Mode	8	
	Harmonic	
	2400-2483.5_Bluetooth-LE_GFSK _CH38_2440MHz	
ANT	4	
Pol.	Horizontal	Vertical
Peak Avg	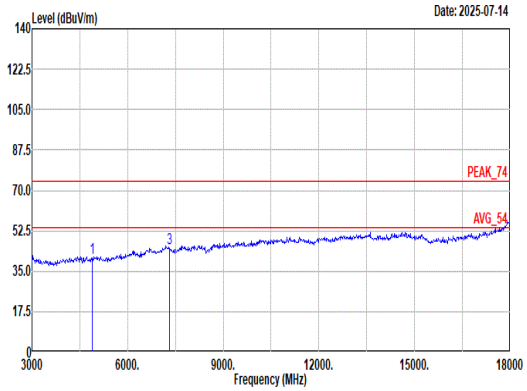 Site : 03CH16-HY Condition: PEAK_74 3m 9120D-1522_250327 HORIZONTAL Freq Level Limit Line Margin Read Level Ant Factor Cable Loss Preamp Factor Aux Factor APos TPos Remark MHz dBuV/m dBuV/m dB dBuV dB/m dB dB dB cm deg 1 4880.00 40.84 74.00 -33.16 62.86 32.86 11.05 66.33 0.40 -- -- Peak 2 4880.00 -14.45 54.00 -68.45 -- -- -- -- -- -- -- Average 3 7320.00 44.85 74.00 -29.15 59.93 37.08 13.29 65.76 0.31 -- -- Peak 4 7320.00 -10.44 54.00 -64.44 -- -- -- -- -- -- -- Average	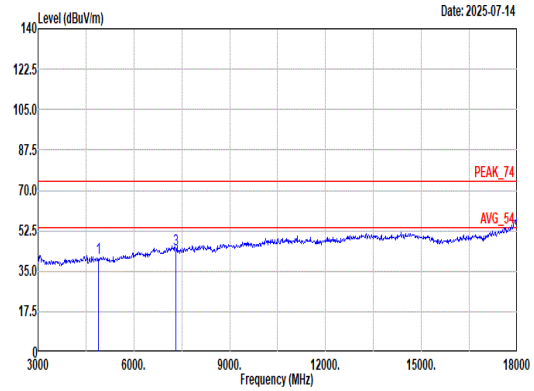 Site : 03CH16-HY Condition: PEAK_74 3m 9120D-1522_250327 VERTICAL Freq Level Limit Line Margin Read Level Ant Factor Cable Loss Preamp Factor Aux Factor APos TPos Remark MHz dBuV/m dBuV/m dB dBuV dB/m dB dB dB cm deg 1 4880.00 40.50 74.00 -33.50 62.59 32.80 11.05 66.34 0.40 -- -- Peak 2 4880.00 -14.79 54.00 -68.79 -- -- -- -- -- -- -- Average 3 7320.00 44.56 74.00 -29.44 59.56 37.17 13.28 65.75 0.30 -- -- Peak 4 7320.00 -10.73 54.00 -64.73 -- -- -- -- -- -- -- Average

Mode	8	
	Harmonic	
	2400-2483.5_Bluetooth-LE_GFSK _CH38_2440MHz	
ANT	4	
Pol.	Horizontal	Vertical
14.47G ~14.5G Avg	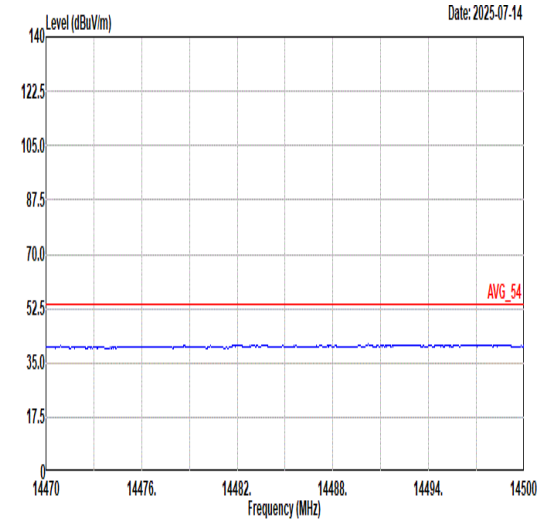 Site : 03CH16-HY Condition: AVG_54 3m 9120D-1522_250327 HORIZONTAL	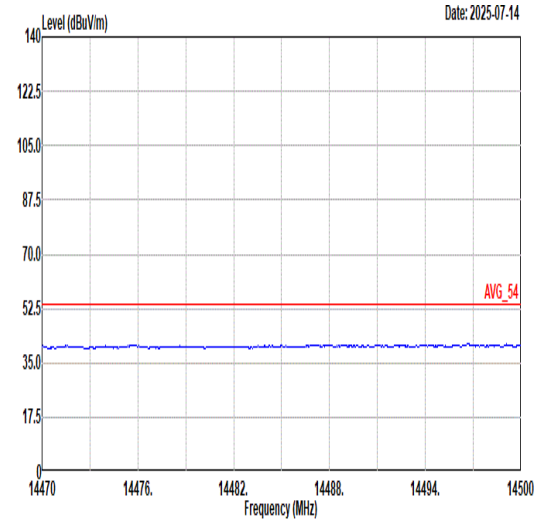 Site : 03CH16-HY Condition: AVG_54 3m 9120D-1522_250327 VERTICAL
17.7G ~18G Avg	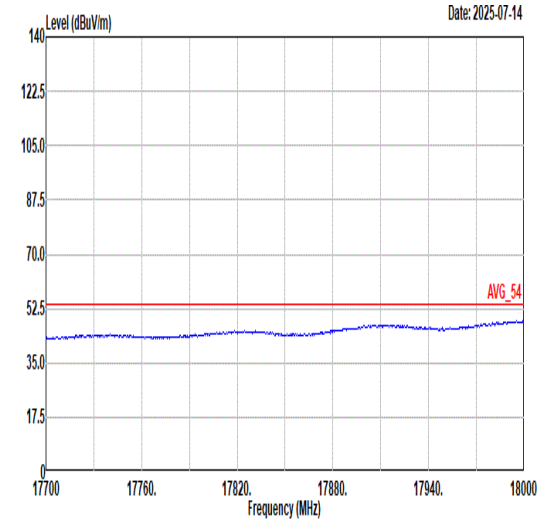 Site : 03CH16-HY Condition: AVG_54 3m 9120D-1522_250327 HORIZONTAL	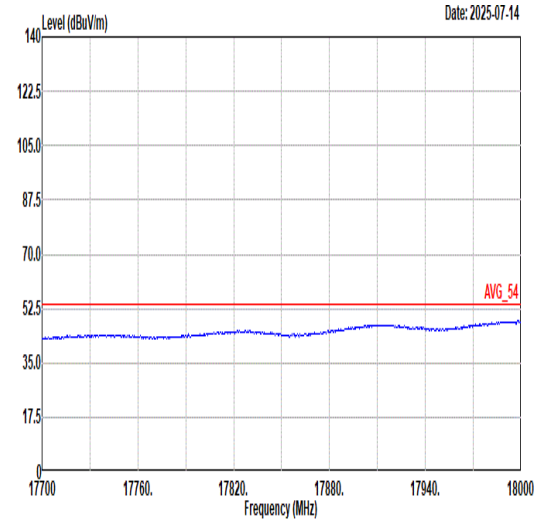 Site : 03CH16-HY Condition: AVG_54 3m 9120D-1522_250327 VERTICAL

Mode	9	
	Band Edge	
	2400-2483.5_Bluetooth-LE_GFSK _CH76_2478MHz	
ANT	4	
Pol.	Horizontal	Fundamental
Peak	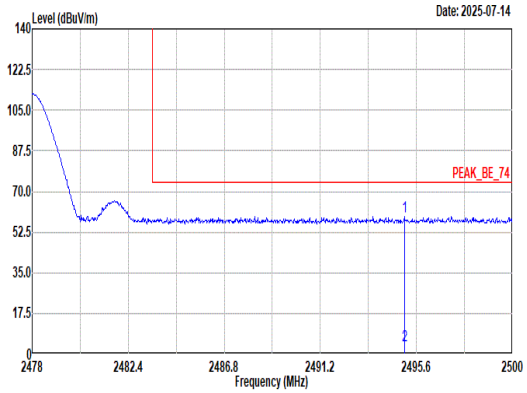 Site : 03CH16-HY Condition: PEAK_BE_74 3m 9120D-1522_250327 HORIZONTAL : RBW:1000.000kHz VBW:3000.000kHz SWT:Auto Freq Level Limit Line Margin Read Level Ant Factor Cable Loss Preamp Factor Aux Factor APos TPos Remark MHz dBuV/m dBuV/m dB dBuV dB/m dB dB dB cm deg 1 2495.05 59.10 74.00 -14.90 43.63 28.00 7.88 30.33 9.92 104 240 Peak 2 2495.05 3.81 54.00 -50.19 -- -- -- -- -- -- -- AVERAGE	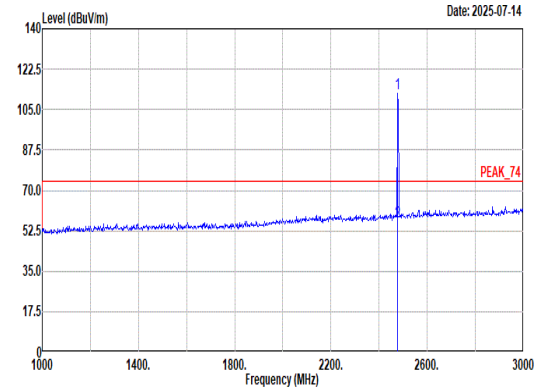 Site : 03CH16-HY Condition: PEAK_74 3m 9120D-1522_250327 HORIZONTAL : RBW:1000.000kHz VBW:3000.000kHz SWT:Auto Freq Level Limit Line Margin Read Level Ant Factor Cable Loss Preamp Factor Aux Factor APos TPos Remark MHz dBuV/m dBuV/m dB dBuV dB/m dB dB dB cm deg 1 2478.00 111.93 ------ ------ 96.63 27.88 7.85 30.35 9.92 104 240 Peak 2 2478.00 56.64 54.00 2.64 -- -- -- -- -- -- -- Average

Mode	9	
	Band Edge	
	2400-2483.5_Bluetooth-LE_GFSK _CH76_2478MHz	
ANT	4	
Pol.	Vertical	Fundamental
Peak	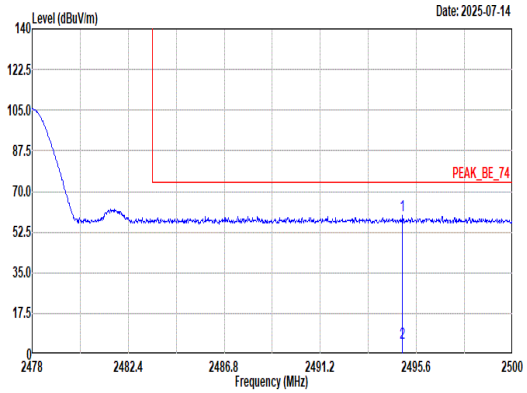 Site : 03CH16-HY Condition: PEAK_BE_74 3m 9120D-1522_250327 VERTICAL : RBW:1000.000kHz VBW:3000.000kHz SWT:Auto Freq Level Limit Line Margin Read Level Ant Factor Cable Loss Preamp Factor Aux Factor APos TPos Remark MHz dBuV/m dBuV/m dB dBuV dB/m dB dB dB cm deg 1 2494.96 59.82 74.00 -14.18 44.35 28.00 7.88 30.33 9.92 391 182 Peak 2 2494.96 4.53 54.00 -49.47 -- -- -- -- -- -- -- AVERAGE	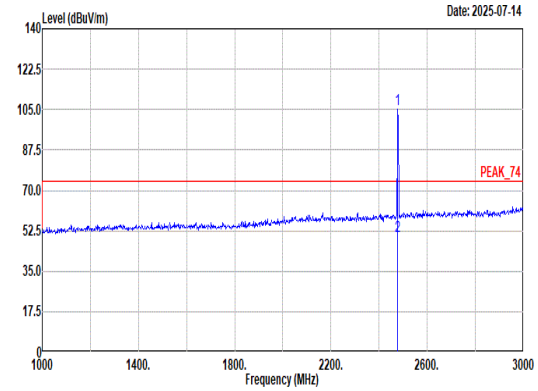 Site : 03CH16-HY Condition: PEAK_74 3m 9120D-1522_250327 VERTICAL : RBW:1000.000kHz VBW:3000.000kHz SWT:Auto Freq Level Limit Line Margin Read Level Ant Factor Cable Loss Preamp Factor Aux Factor APos TPos Remark MHz dBuV/m dBuV/m dB dBuV dB/m dB dB dB cm deg 1 2478.00 105.34 ------ ------ 90.04 27.88 7.85 30.35 9.92 391 182 Peak 2 2478.00 50.05 54.00 -3.95 -- -- -- -- -- -- -- Average

Mode	9	
	Harmonic	
	2400-2483.5_Bluetooth-LE_GFSK _CH76_2478MHz	
ANT	4	
Pol.	Horizontal	Vertical
Peak Avg	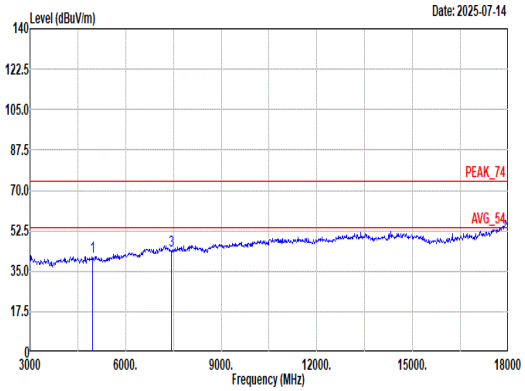 Site : 03CH16-HY Condition: PEAK_74 3m 9120D-1522_250327 HORIZONTAL Freq Level Limit Line Margin Read Level Ant Factor Cable Loss Preamp Factor Aux Factor APos TPos Remark MHz dBuV/m dBuV/m dB dBuV dB/m dB dB dB cm deg 1 4956.00 41.01 74.00 -32.99 62.62 33.20 11.06 66.28 0.41 -- -- Peak 2 4956.00 -14.28 54.00 -68.28 -- -- -- -- -- -- -- Average 3 7434.00 43.94 74.00 -30.06 59.44 36.52 13.38 65.77 0.37 -- -- Peak 4 7434.00 -11.35 54.00 -65.35 -- -- -- -- -- -- -- Average	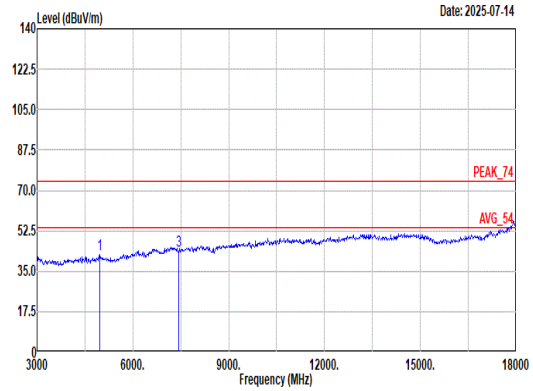 Site : 03CH16-HY Condition: PEAK_74 3m 9120D-1522_250327 VERTICAL Freq Level Limit Line Margin Read Level Ant Factor Cable Loss Preamp Factor Aux Factor APos TPos Remark MHz dBuV/m dBuV/m dB dBuV dB/m dB dB dB cm deg 1 4956.00 42.32 74.00 -31.68 63.89 33.23 11.06 66.27 0.41 -- -- Peak 2 4956.00 -12.97 54.00 -66.97 -- -- -- -- -- -- -- Average 3 7434.00 43.82 74.00 -30.18 59.28 36.55 13.37 65.76 0.38 -- -- Peak 4 7434.00 -11.47 54.00 -65.47 -- -- -- -- -- -- -- Average

Mode	9	
	Harmonic	
	2400-2483.5_Bluetooth-LE_GFSK _CH76_2478MHz	
ANT	4	
Pol.	Horizontal	Vertical
14.47G ~14.5G Avg	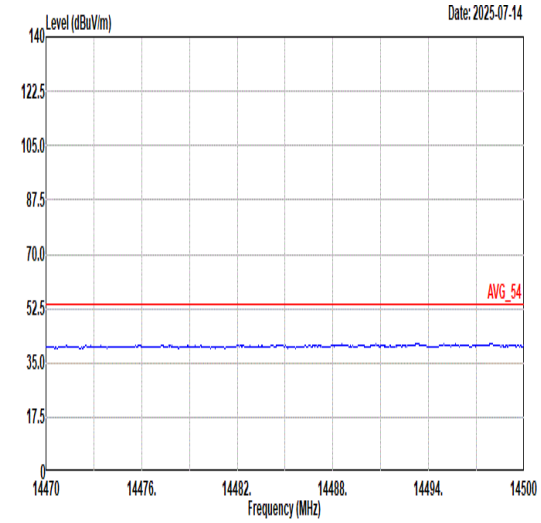 Site : 03CH16-HY Condition: AVG_54 3m 9120D-1522_250327 HORIZONTAL	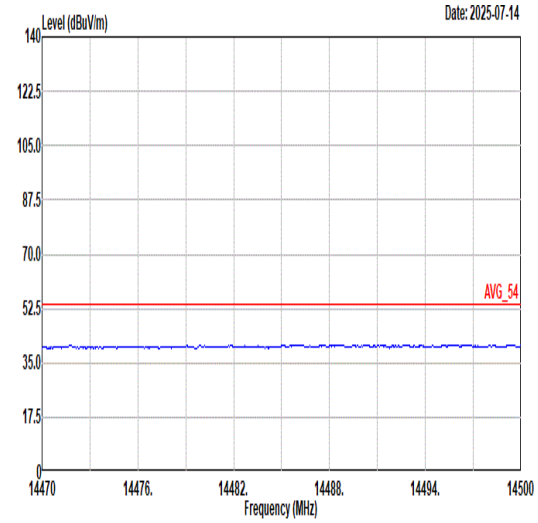 Site : 03CH16-HY Condition: AVG_54 3m 9120D-1522_250327 VERTICAL
17.7G ~18G Avg	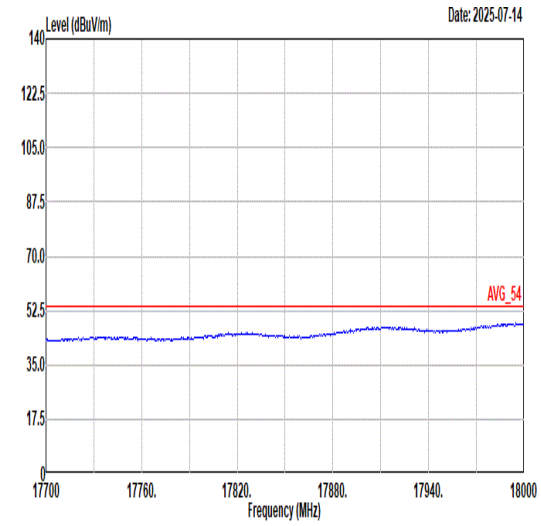 Site : 03CH16-HY Condition: AVG_54 3m 9120D-1522_250327 HORIZONTAL	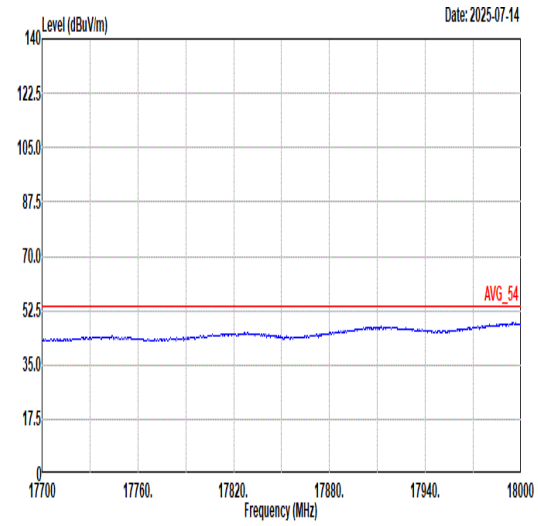 Site : 03CH16-HY Condition: AVG_54 3m 9120D-1522_250327 VERTICAL

<Ant 4 for 2Mbps>

C4-1. Radiated Spurious Emission Test Modes

Mode	Band (MHz)	Antenna	Modulation	Channel	Frequency	Data Rate	RU	Remark
Mode 10	2400-2483.5	4	Bluetooth-LE_GFSK	02	2404	2Mbps	-	-
Mode 11	2400-2483.5	4	Bluetooth-LE_GFSK	38	2440	2Mbps	-	-
Mode 12	2400-2483.5	4	Bluetooth-LE_GFSK	76	2478	2Mbps	-	-
Mode 15	2400-2483.5	4	Bluetooth-LE_GFSK	76	2478	2Mbps	-	LF
Mode 16	2400-2483.5	4	Bluetooth-LE_GFSK	76	2478	2Mbps	-	SHF

C4-2. Summary of each worse mode

Mode	Modulation	Ch.	Freq. (MHz)	Level (dBuV/m)	Limit (dBuV/m)	Margin (dB)	Pol.	Peak Avg.	Result	RU	Remark
10	Bluetooth-LE_GFSK	02	2384.73	58.12	74.00	-15.88	H	Peak	Pass	-	Band Edge
	Bluetooth-LE_GFSK	02	4808.00	40.52	74.00	-33.48	V	Peak	Pass	-	Harmonic
11	Bluetooth-LE_GFSK	38	2497.06	59.58	74.00	-14.42	H	Peak	Pass	-	Band Edge
	Bluetooth-LE_GFSK	38	7320.00	45.43	74.00	-28.57	V	Peak	Pass	-	Harmonic
12	Bluetooth-LE_GFSK	76	2488.60	59.96	74.00	-14.04	H	Peak	Pass	-	Band Edge
	Bluetooth-LE_GFSK	76	7434.00	44.38	74.00	-29.62	V	Peak	Pass	-	Harmonic
15	LF	76	202.66	37.43	43.50	-6.07	H	Peak	Pass	-	LF
16	SHF	76	24984.00	38.92	74.00	-35.08	V	Peak	Pass	-	SHF

Mode	10	
	Band Edge	
	2400-2483.5_Bluetooth-LE_GFSK _CH02_2404MHz	
ANT	4	
Pol.	Horizontal	Fundamental
Peak	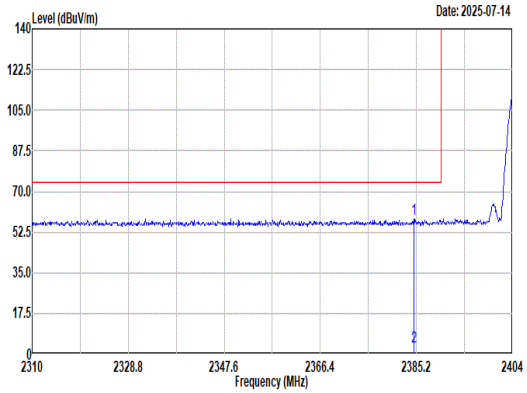 Site : 03CH16-HY Condition: PEAK_BE_74 3m 9120D-1522_250327 HORIZONTAL : RBW:1000.000kHz VBW:3000.000kHz SWT:Auto Freq Level Limit Line Margin Read Level Ant Factor Cable Loss Preamp Factor Aux Factor APos TPos Remark MHz dBuV/m dBuV/m dB dBuV dB/m dB dB dB cm deg 1 2384.73 58.12 74.00 -15.88 43.53 27.39 7.70 30.42 9.92 114 268 Peak 2 2384.73 3.23 54.00 -50.77 -- -- -- -- -- -- -- AVERAGE	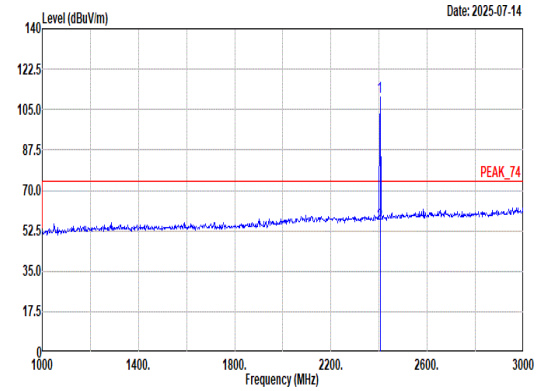 Site : 03CH16-HY Condition: PEAK_74 3m 9120D-1522_250327 HORIZONTAL : RBW:1000.000kHz VBW:3000.000kHz SWT:Auto Freq Level Limit Line Margin Read Level Ant Factor Cable Loss Preamp Factor Aux Factor APos TPos Remark MHz dBuV/m dBuV/m dB dBuV dB/m dB dB dB cm deg 1 2404.00 110.58 ------ ------ 95.72 27.60 7.74 30.40 9.92 114 268 Peak 2 2404.00 55.69 54.00 1.69 -- -- -- -- -- -- -- Average

Mode	10	
	Band Edge	
	2400-2483.5_Bluetooth-LE_GFSK _CH02_2404MHz	
ANT	4	
Pol.	Vertical	Fundamental
Peak	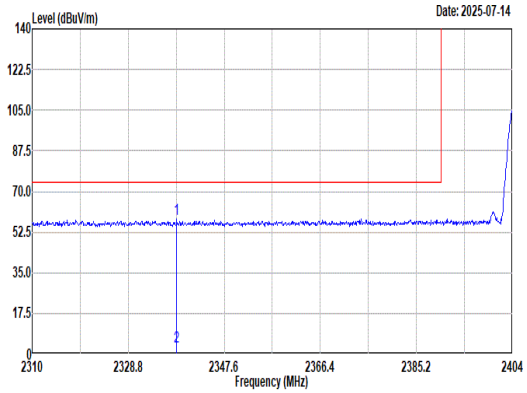 Site : 03CH16-HY Condition: PEAK_BE_74 3m 9120D-1522_250327 VERTICAL : RBW:1000.000kHz VBW:3000.000kHz SWT:Auto Freq Level Limit Line Margin Read Level Ant Factor Cable Loss Preamp Factor Aux Factor APos TPos Remark MHz dBuV/m dBuV/m dB dBuV dB/m dB dB dB cm deg 1 2338.29 58.11 74.00 -15.89 43.73 27.28 7.63 30.45 9.92 388 62 Peak 2 2338.29 3.22 54.00 -50.78 -- -- -- -- -- -- -- AVERAGE	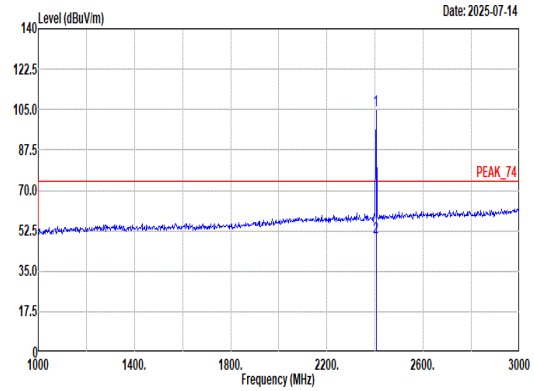 Site : 03CH16-HY Condition: PEAK_74 3m 9120D-1522_250327 VERTICAL : RBW:1000.000kHz VBW:3000.000kHz SWT:Auto Freq Level Limit Line Margin Read Level Ant Factor Cable Loss Preamp Factor Aux Factor APos TPos Remark MHz dBuV/m dBuV/m dB dBuV dB/m dB dB dB cm deg 1 2404.00 104.41 ------ ------ 89.55 27.60 7.74 30.40 9.92 388 62 Peak 2 2404.00 49.52 54.00 -4.48 -- -- -- -- -- -- -- Average

Mode	10	
	Harmonic	
	2400-2483.5_Bluetooth-LE_GFSK _CH02_2404MHz	
ANT	4	
Pol.	Horizontal	Vertical
Peak Avg	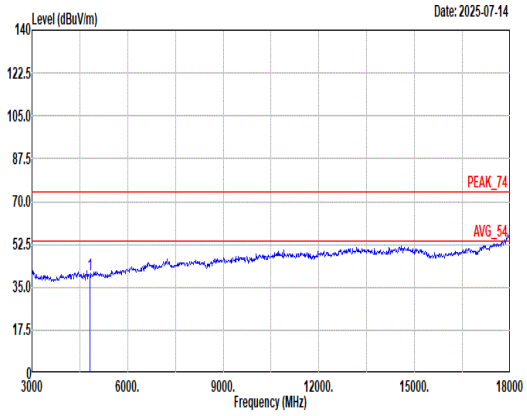 Site : 03CH16-HY Condition: PEAK_74 3m 9120D-1522_250327 HORIZONTAL Freq Level Limit Line Margin Read Level Ant Factor Cable Loss Preamp Factor Aux Factor APos TPos Remark MHz dBuV/m dBuV/m dB dBuV dB/m dB dB dB cm deg 1 4808.00 40.08 74.00 -33.92 62.55 32.50 11.04 66.40 0.39 -- -- Peak 2 4808.00 -14.81 54.00 -68.81 -- -- -- -- -- -- -- Average	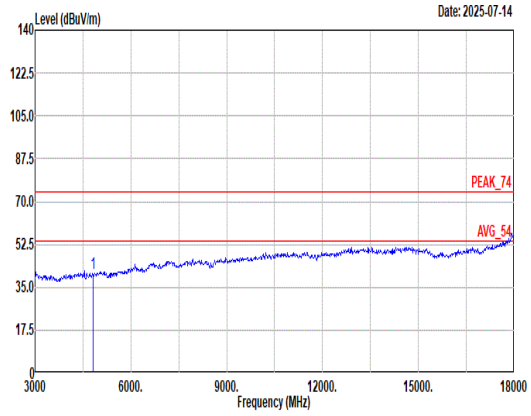 Site : 03CH16-HY Condition: PEAK_74 3m 9120D-1522_250327 VERTICAL Freq Level Limit Line Margin Read Level Ant Factor Cable Loss Preamp Factor Aux Factor APos TPos Remark MHz dBuV/m dBuV/m dB dBuV dB/m dB dB dB cm deg 1 4808.00 40.52 74.00 -33.48 62.99 32.50 11.04 66.40 0.39 -- -- Peak 2 4808.00 -14.37 54.00 -68.37 -- -- -- -- -- -- -- Average

Mode	10	
	Harmonic	
	2400-2483.5_Bluetooth-LE_GFSK _CH02_2404MHz	
ANT	4	
Pol.	Horizontal	Vertical
14.47G ~14.5G Avg	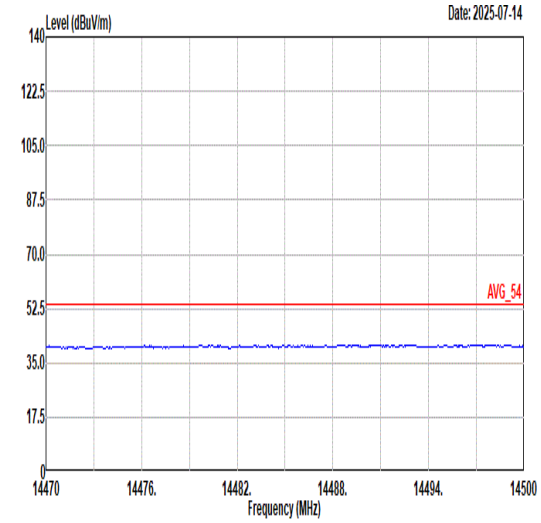 Site : 03CH16-HY Condition: AVG_54 3m 9120D-1522_250327 HORIZONTAL	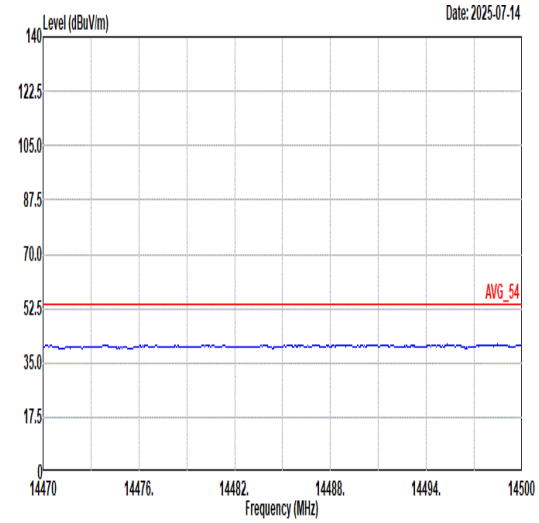 Site : 03CH16-HY Condition: AVG_54 3m 9120D-1522_250327 VERTICAL
17.7G ~18G Avg	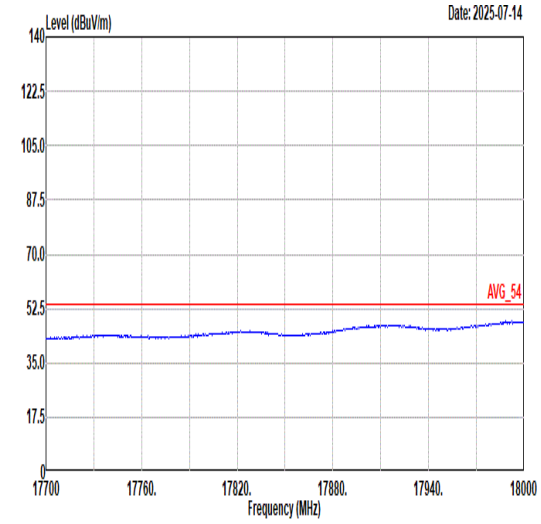 Site : 03CH16-HY Condition: AVG_54 3m 9120D-1522_250327 HORIZONTAL	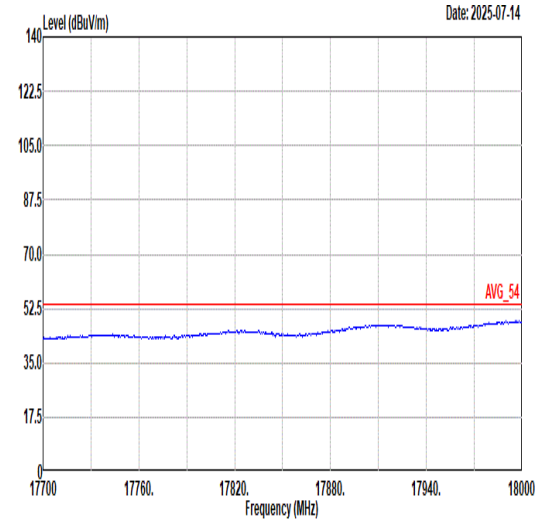 Site : 03CH16-HY Condition: AVG_54 3m 9120D-1522_250327 VERTICAL

Mode	11	
	Band Edge - L	
	2400-2483.5_Bluetooth-LE_GFSK _CH38_2440MHz	
ANT	4	
Pol.	Horizontal	Fundamental
Peak	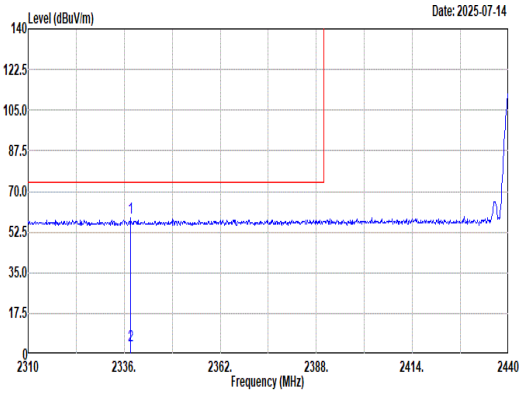 Site : 03CH16-HY Condition: PEAK_BE_74 3m 9120D-1522_250327 HORIZONTAL : RBW:1000.000kHz VBW:3000.000kHz SWT:Auto Freq Level Limit Line Margin Read Level Ant Factor Cable Loss Preamp Factor Aux Factor APos TPos Remark MHz dBuV/m dBuV/m dB dBuV dB/m dB dB dB cm deg 1 2337.69 58.41 74.00 -15.59 44.04 27.28 7.62 30.45 9.92 113 274 Peak 2 2337.69 3.52 54.00 -50.48 -- -- -- -- -- -- -- AVERAGE	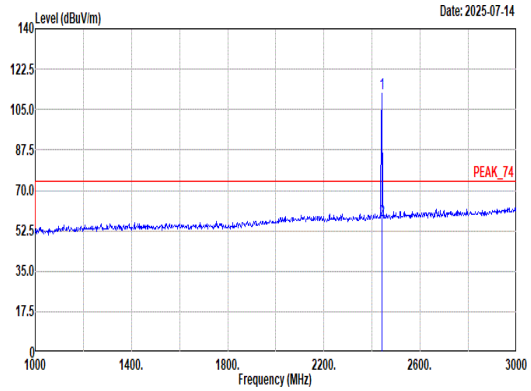 Site : 03CH16-HY Condition: PEAK_74 3m 9120D-1522_250327 HORIZONTAL : RBW:1000.000kHz VBW:3000.000kHz SWT:Auto Freq Level Limit Line Margin Read Level Ant Factor Cable Loss Preamp Factor Aux Factor APos TPos Remark MHz dBuV/m dBuV/m dB dBuV dB/m dB dB dB cm deg 1 2440.00 112.17 ------ ------ 97.13 27.70 7.79 30.37 9.92 113 274 Peak 2 2440.00 57.28 54.00 3.28 -- -- -- -- -- -- -- Average

Mode	11	
	Band Edge - R	
	2400-2483.5_Bluetooth-LE_GFSK _CH38_2440MHz	
ANT	4	
Pol.	Horizontal	Fundamental
Peak	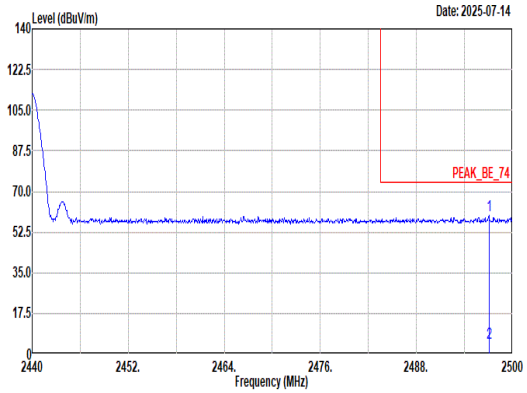 Site : 03CH16-HY Condition: PEAK_BE_74 3m 9120D-1522_250327 HORIZONTAL : RBW:1000.000kHz VBW:3000.000kHz SWT:Auto Limit Read Ant Cable Preamp Aux APos TPos Freq Level Line Margin Level Factor Loss Factor Factor Remark MHz dBuV/m dBuV/m dB dBuV dB/m dB dB dB cm deg 1 2497.06 59.58 74.00 -14.42 44.11 28.00 7.88 30.33 9.92 113 274 Peak 2 2497.06 4.69 54.00 -49.31 -- -- -- -- -- -- -- AVERAGE	Blank

Mode	11	
	Band Edge - L	
	2400-2483.5_Bluetooth-LE_GFSK _CH38_2440MHz	
ANT	4	
Pol.	Vertical	Fundamental
Peak	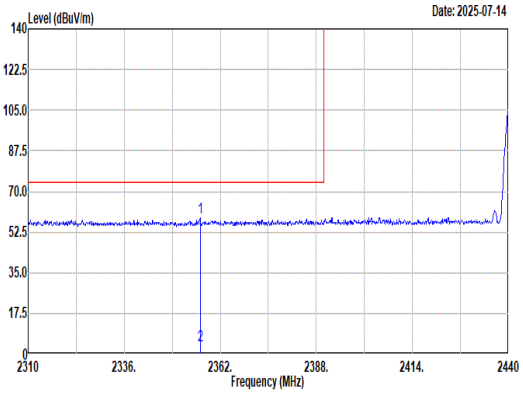 Site : 03CH16-HY Condition: PEAK_BE_74 3m 9120D-1522_250327 VERTICAL : RBW:1000.000kHz VBW:3000.000kHz SWT:Auto Freq Level Limit Line Margin Read Level Ant Factor Cable Loss Preamp Factor Aux Factor APos TPos Remark MHz dBuV/m dBuV/m dB dBuV dB/m dB dB dB cm deg 1 2356.54 58.40 74.00 -15.60 43.96 27.30 7.66 30.44 9.92 300 72 Peak 2 2356.54 3.51 54.00 -50.49 -- -- -- -- -- -- -- AVERAGE	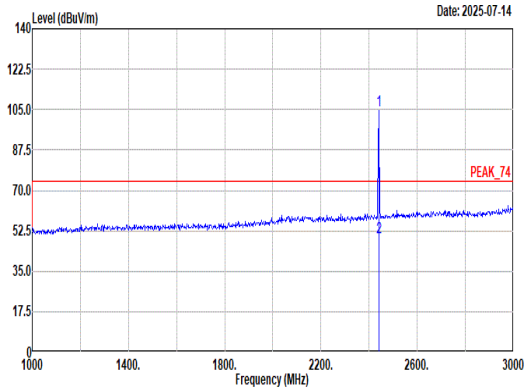 Site : 03CH16-HY Condition: PEAK_74 3m 9120D-1522_250327 VERTICAL : RBW:1000.000kHz VBW:3000.000kHz SWT:Auto Freq Level Limit Line Margin Read Level Ant Factor Cable Loss Preamp Factor Aux Factor APos TPos Remark MHz dBuV/m dBuV/m dB dBuV dB/m dB dB dB cm deg 1 2440.00 104.74 ------ ------ 89.70 27.70 7.79 30.37 9.92 300 72 Peak 2 2440.00 49.85 54.00 -4.15 -- -- -- -- -- -- -- Average

Mode	11	
	Band Edge - R	
	2400-2483.5_Bluetooth-LE_GFSK _CH38_2440MHz	
ANT	4	
Pol.	Vertical	Fundamental
Peak	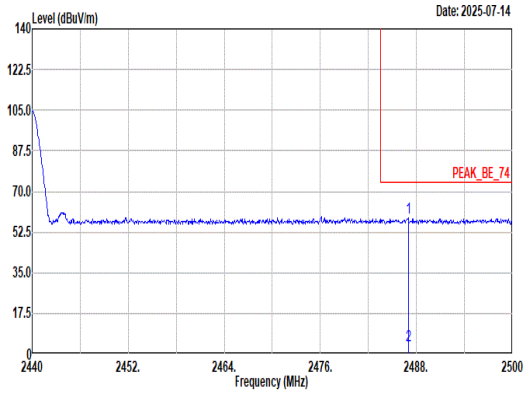 Site : 03CH16-HY Condition: PEAK_BE_74 3m 9120D-1522_250327 VERTICAL : RBW:1000.000kHz VBW:3000.000kHz SWT:Auto Limit Read Ant Cable Preamp Aux APos TPos Freq Level Line Margin Level Factor Loss Factor Factor Remark MHz dBuV/m dBuV/m dB dBuV dB/m dB dB dB cm deg 1 2486.98 58.76 74.00 -15.24 43.35 27.97 7.86 30.34 9.92 300 72 Peak 2 2486.98 3.87 54.00 -50.13 -- -- -- -- -- -- -- AVERAGE	Blank

Mode	11	
	Harmonic	
	2400-2483.5_Bluetooth-LE_GFSK _CH38_2440MHz	
ANT	4	
Pol.	Horizontal	Vertical
Peak Avg	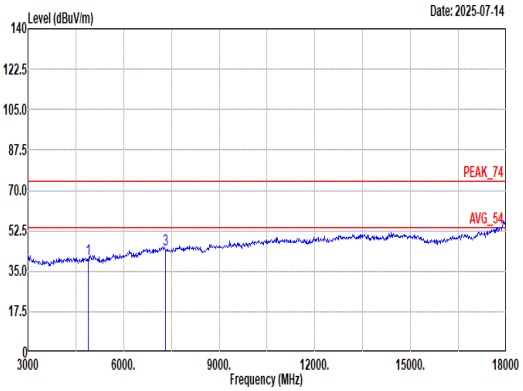 Site : 03CH16-HY Condition: PEAK_74 3m 9120D-1522_250327 HORIZONTAL Freq Level Limit Line Margin Read Level Ant Factor Cable Loss Preamp Factor Aux Factor APos TPos Remark MHz dBuV/m dBuV/m dB dBuV dB/m dB dB dB cm deg 1 4880.00 40.24 74.00 -33.76 62.49 32.68 11.04 66.37 0.40 -- -- Peak 2 4880.00 -14.65 54.00 -68.65 -- -- -- -- -- -- -- Average 3 7320.00 44.26 74.00 -29.74 59.26 37.17 13.28 65.75 0.30 -- -- Peak 4 7320.00 -10.63 54.00 -64.63 -- -- -- -- -- -- -- Average	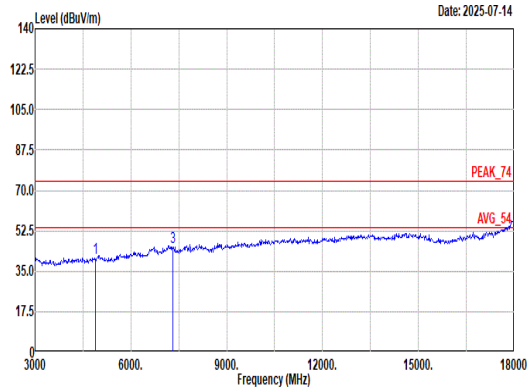 Site : 03CH16-HY Condition: PEAK_74 3m 9120D-1522_250327 VERTICAL Freq Level Limit Line Margin Read Level Ant Factor Cable Loss Preamp Factor Aux Factor APos TPos Remark MHz dBuV/m dBuV/m dB dBuV dB/m dB dB dB cm deg 1 4880.00 40.78 74.00 -33.22 62.94 32.74 11.05 66.35 0.40 -- -- Peak 2 4880.00 -14.11 54.00 -68.11 -- -- -- -- -- -- -- Average 3 7320.00 45.43 74.00 -28.57 60.57 36.99 13.30 65.76 0.33 -- -- Peak 4 7320.00 -9.46 54.00 -63.46 -- -- -- -- -- -- -- Average

Mode	11	
	Harmonic	
	2400-2483.5_Bluetooth-LE_GFSK _CH38_2440MHz	
ANT	4	
Pol.	Horizontal	Vertical
14.47G ~14.5G Avg	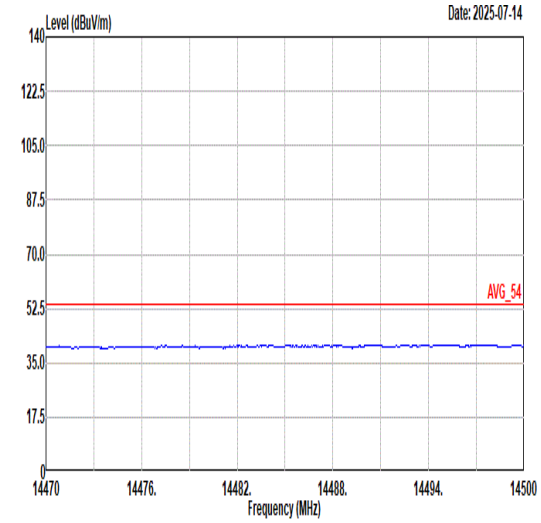 Site : 03CH16-HY Condition: AVG_54 3m 9120D-1522_250327 HORIZONTAL	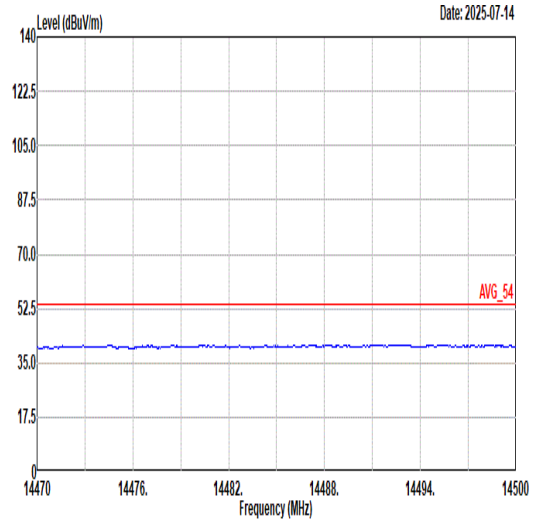 Site : 03CH16-HY Condition: AVG_54 3m 9120D-1522_250327 VERTICAL
17.7G ~18G Avg	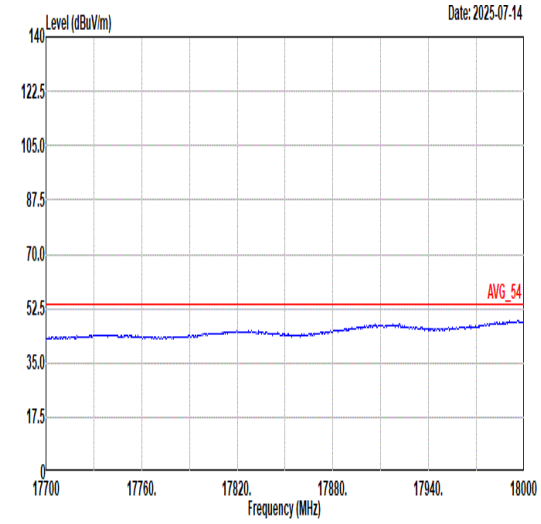 Site : 03CH16-HY Condition: AVG_54 3m 9120D-1522_250327 HORIZONTAL	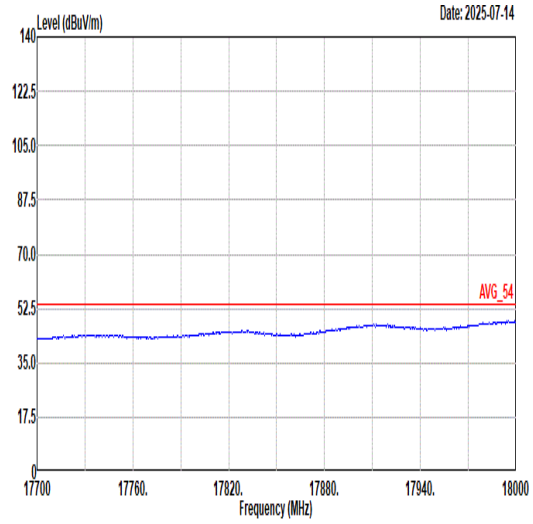 Site : 03CH16-HY Condition: AVG_54 3m 9120D-1522_250327 VERTICAL

Mode	12	
	Band Edge	
	2400-2483.5_Bluetooth-LE_GFSK _CH76_2478MHz	
ANT	4	
Pol.	Horizontal	Fundamental
Peak	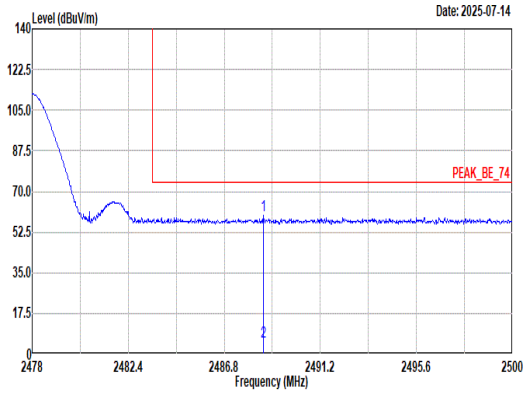 Site : 03CH16-HY Condition: PEAK_BE_74 3m 9120D-1522_250327 HORIZONTAL : RBW:1000.000kHz VBW:3000.000kHz SWT:Auto Freq Level Limit Line Margin Read Level Ant Factor Cable Loss Preamp Factor Aux Factor APos TPos Remark MHz dBuV/m dBuV/m dB dBuV dB/m dB dB dB cm deg 1 2488.60 59.96 74.00 -14.04 44.52 27.99 7.87 30.34 9.92 106 239 Peak 2 2488.60 5.07 54.00 -48.93 -- -- -- -- -- -- -- AVERAGE	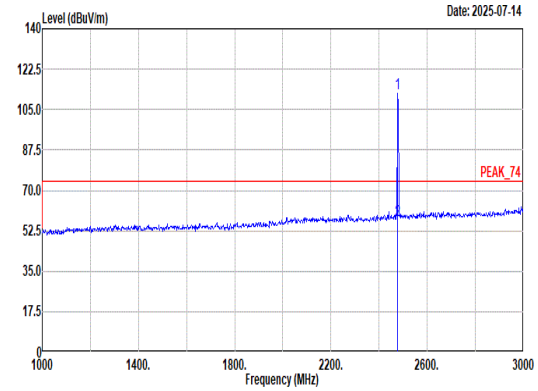 Site : 03CH16-HY Condition: PEAK_74 3m 9120D-1522_250327 HORIZONTAL : RBW:1000.000kHz VBW:3000.000kHz SWT:Auto Freq Level Limit Line Margin Read Level Ant Factor Cable Loss Preamp Factor Aux Factor APos TPos Remark MHz dBuV/m dBuV/m dB dBuV dB/m dB dB dB cm deg 1 2478.00 112.01 ------ ------ 96.71 27.88 7.85 30.35 9.92 106 239 Peak 2 2478.00 57.12 54.00 3.12 -- -- -- -- -- -- -- Average

Mode	12	
	Band Edge	
	2400-2483.5_Bluetooth-LE_GFSK _CH76_2478MHz	
ANT	4	
Pol.	Vertical	Fundamental
Peak	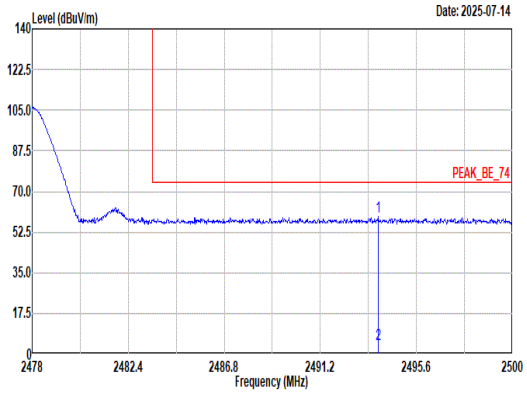 Site : 03CH16-HY Condition: PEAK_BE_74 3m 9120D-1522_250327 VERTICAL : RBW:1000.000kHz VBW:3000.000kHz SWT:Auto Freq Level Limit Line Margin Read Level Ant Factor Cable Loss Preamp Factor Aux Factor APos TPos Remark MHz dBuV/m dBuV/m dB dBuV dB/m dB dB dB cm deg 1 2493.84 59.27 74.00 -14.73 43.80 28.00 7.88 30.33 9.92 391 176 Peak 2 2493.84 4.38 54.00 -49.62 -- -- -- -- -- -- -- AVERAGE	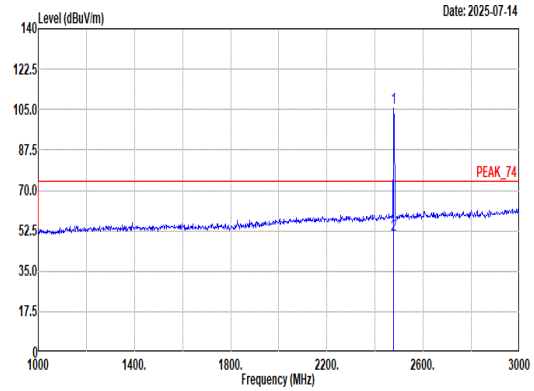 Site : 03CH16-HY Condition: PEAK_74 3m 9120D-1522_250327 VERTICAL : RBW:1000.000kHz VBW:3000.000kHz SWT:Auto Freq Level Limit Line Margin Read Level Ant Factor Cable Loss Preamp Factor Aux Factor APos TPos Remark MHz dBuV/m dBuV/m dB dBuV dB/m dB dB dB cm deg 1 2478.00 105.77 ------ ------ 90.47 27.88 7.85 30.35 9.92 391 176 Peak 2 2478.00 50.88 54.00 -3.12 -- -- -- -- -- -- -- Average

Mode	12	
	Harmonic	
	2400-2483.5_Bluetooth-LE_GFSK _CH76_2478MHz	
ANT	4	
Pol.	Horizontal	Vertical
Peak Avg	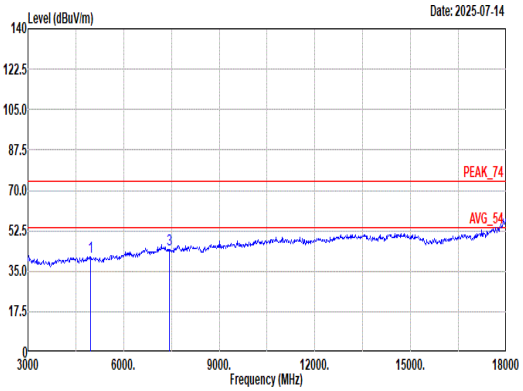 Site : 03CH16-HY Condition: PEAK_74 3m 9120D-1522_250327 HORIZONTAL Freq Level Limit Line Margin Read Level Ant Factor Cable Loss Preamp Factor Aux Factor APos TPos Remark MHz dBuV/m dBuV/m dB dBuV dB/m dB dB dB cm deg 1 4956.00 41.31 74.00 -32.69 63.03 33.11 11.05 66.29 0.41 -- -- Peak 2 4956.00 -13.58 54.00 -67.58 -- -- -- -- -- -- -- Average 3 7434.00 44.25 74.00 -29.75 59.75 36.52 13.38 65.77 0.37 -- -- Peak 4 7434.00 -10.64 54.00 -64.64 -- -- -- -- -- -- -- Average	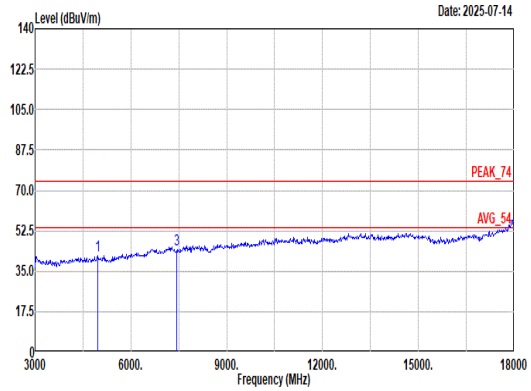 Site : 03CH16-HY Condition: PEAK_74 3m 9120D-1522_250327 VERTICAL Freq Level Limit Line Margin Read Level Ant Factor Cable Loss Preamp Factor Aux Factor APos TPos Remark MHz dBuV/m dBuV/m dB dBuV dB/m dB dB dB cm deg 1 4956.00 41.83 74.00 -32.17 63.40 33.23 11.06 66.27 0.41 -- -- Peak 2 4956.00 -13.06 54.00 -67.06 -- -- -- -- -- -- -- Average 3 7434.00 44.38 74.00 -29.62 59.89 36.50 13.39 65.77 0.37 -- -- Peak 4 7434.00 -10.51 54.00 -64.51 -- -- -- -- -- -- -- Average

Mode	12	
	Harmonic	
	2400-2483.5_Bluetooth-LE_GFSK _CH76_2478MHz	
ANT	4	
Pol.	Horizontal	Vertical
14.47G ~14.5G Avg	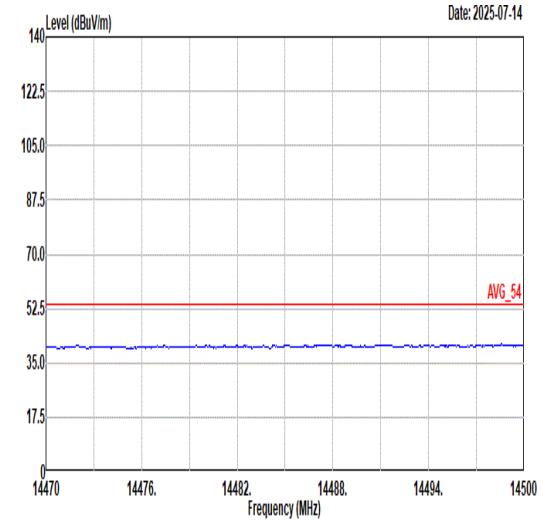 Site : 03CH16-HY Condition: AVG_54 3m 9120D-1522_250327 HORIZONTAL	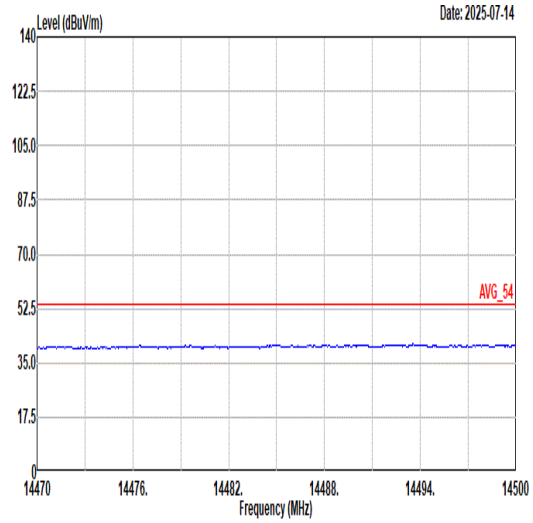 Site : 03CH16-HY Condition: AVG_54 3m 9120D-1522_250327 VERTICAL
17.7G ~18G Avg	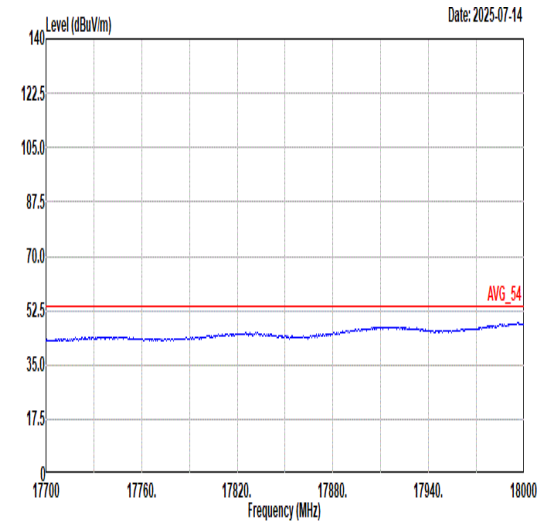 Site : 03CH16-HY Condition: AVG_54 3m 9120D-1522_250327 HORIZONTAL	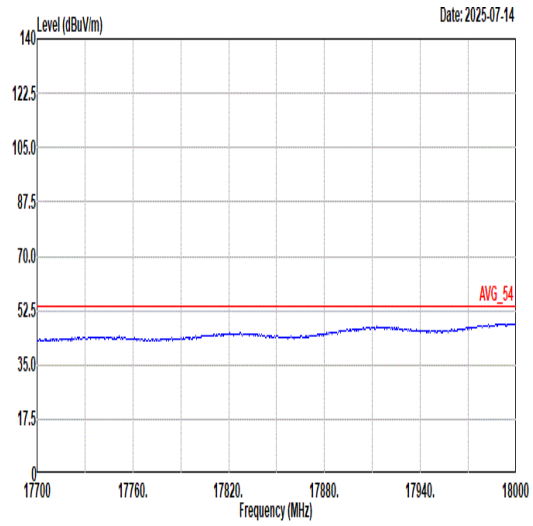 Site : 03CH16-HY Condition: AVG_54 3m 9120D-1522_250327 VERTICAL

Mode	15	
	LF	
	2400-2483.5_Bluetooth-LE_GFSK _CH76_2478MHz	
ANT	4	
Pol.	Horizontal	Vertical
QP/ Peak	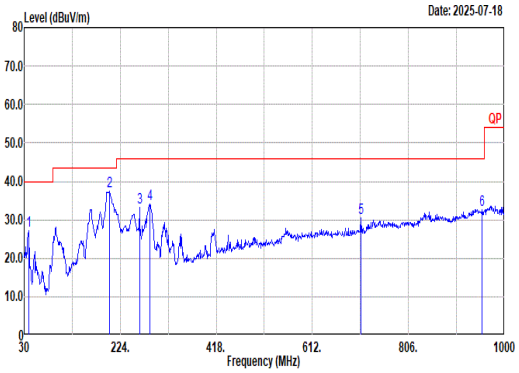 Site : 03CH16-HY Condition: QP 3m CBL6111D&00802N1D01N-06 _47020 & 06_241005 HORIZONTAL Freq Level Limit Line Margin Read Level Ant Factor Cable Loss Preamp Factor Aux Factor APos TPos Remark 1 38.73 27.27 40.00 -12.73 38.19 20.31 0.96 32.25 0.06 -- -- Peak 2 202.66 37.43 43.50 -6.07 52.16 15.15 2.21 32.16 0.07 -- -- Peak 3 262.80 33.24 46.00 -12.76 42.81 20.07 2.51 32.22 0.07 -- -- Peak 4 284.14 34.12 46.00 -11.88 44.67 18.99 2.61 32.22 0.07 -- -- Peak 5 709.97 30.54 46.00 -15.46 31.84 26.81 4.14 32.39 0.14 -- -- Peak 6 954.41 32.73 46.00 -13.27 27.66 31.11 4.82 31.12 0.26 -- -- Peak	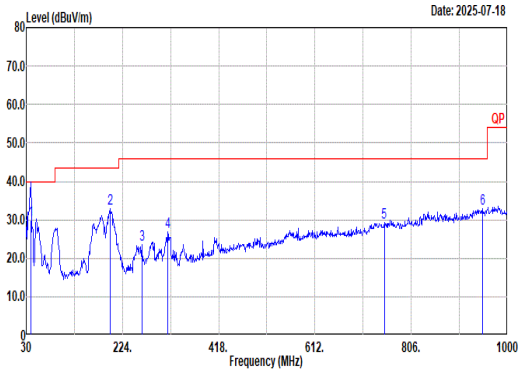 Site : 03CH16-HY Condition: QP 3m CBL6111D&00802N1D01N-06 _47020 & 06_241005 VERTICAL Freq Level Limit Line Margin Read Level Ant Factor Cable Loss Preamp Factor Aux Factor APos TPos Remark 1 38.73 29.82 40.00 -10.18 40.74 20.31 0.96 32.25 0.06 100 90 QP 2 199.75 32.93 43.50 -10.57 47.67 15.15 2.20 32.16 0.07 -- -- Peak 3 262.80 23.66 46.00 -22.34 33.23 20.07 2.51 32.22 0.07 -- -- Peak 4 315.18 26.80 46.00 -19.20 36.84 19.36 2.75 32.23 0.08 -- -- Peak 5 751.68 29.29 46.00 -16.71 28.85 28.37 4.26 32.33 0.14 -- -- Peak 6 950.53 32.83 46.00 -13.17 27.93 30.99 4.81 31.16 0.26 -- -- Peak

Mode	16	
	SHF	
	2400-2483.5_Bluetooth-LE_GFSK _CH76_2478MHz	
ANT	4	
Pol.	Horizontal	Vertical
Peak	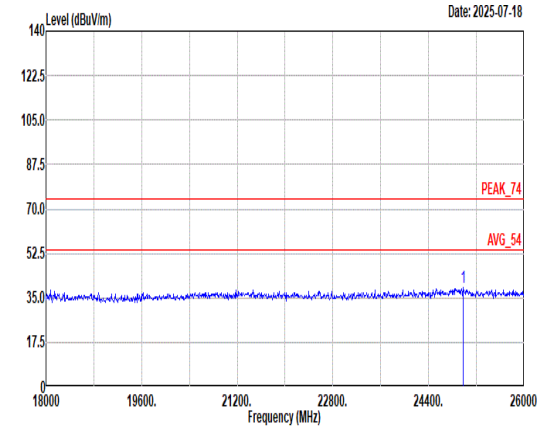 Site : 03CH16-HY Condition: PEAK_74 1m SHF_00994_250109 HORIZONTAL Freq Level Limit Line Margin Read Level Ant Factor Cable Loss Preamp Factor Aux Factor APos TPos Remark MHz dBuV/m dBuV/m dB dBuV dB/m dB dB dB cm deg 1 24984.00 38.91 74.00 -35.09 55.89 39.53 6.33 53.30 -9.54 -- -- Peak	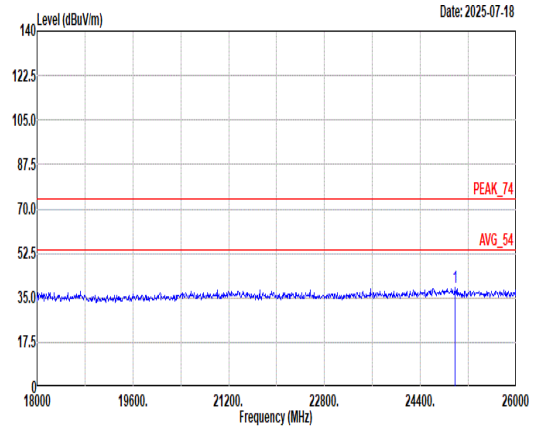 Site : 03CH16-HY Condition: PEAK_74 1m SHF_00994_250109 VERTICAL Freq Level Limit Line Margin Read Level Ant Factor Cable Loss Preamp Factor Aux Factor APos TPos Remark MHz dBuV/m dBuV/m dB dBuV dB/m dB dB dB cm deg 1 24984.00 38.92 74.00 -35.08 55.90 39.53 6.33 53.30 -9.54 -- -- Peak

Appendix D. Duty Cycle Plots

<Ant 3>

Bluetooth - LE for 1Mbps	Bluetooth - LE for 1Mbps
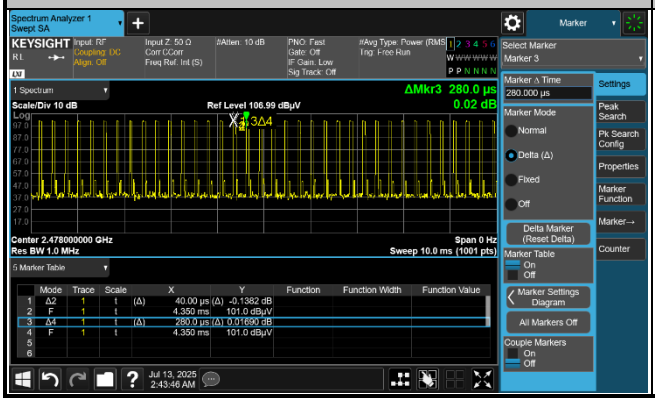	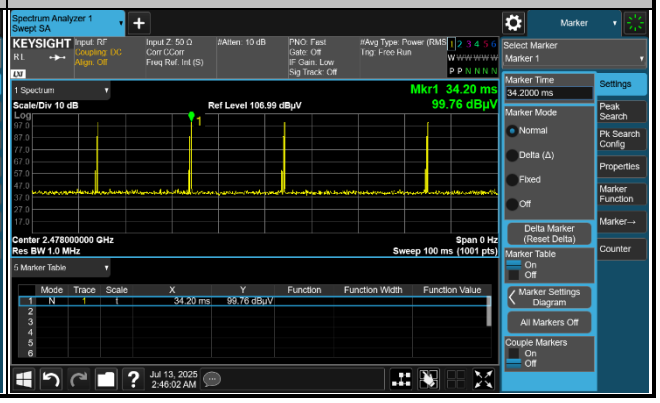

Note:

1. Worst case Duty cycle = on time/100 milliseconds = 4 * 0.04 / 100 = 0.16%
2. Worst case Duty cycle correction factor = 20*log(Duty cycle) = -55.92 dB

Duty Cycle Correction Factor Consideration for AFH mode:

The maximum possible ON time:

0.04 ms x 4 =0.16 ms

Worst case Duty Cycle Correction factor, which is derived from the maximum possible ON time,

20 x log(0.16 ms/100 ms) = -55.92 dB

Bluetooth - LE for 2Mbps	Bluetooth - LE for 2Mbps
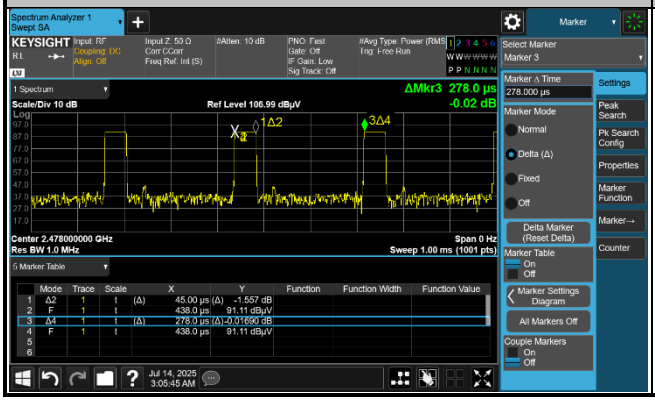	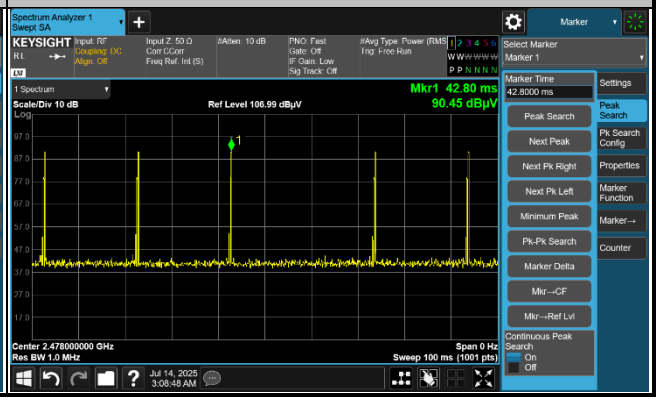

Note:

1. Worst case Duty cycle = on time/100 milliseconds = 5 * 0.045 / 100 = 0.23%
2. Worst case Duty cycle correction factor = 20*log(Duty cycle) = -52.96 dB

Duty Cycle Correction Factor Consideration for AFH mode:

The maximum possible ON time:

0.045 ms x 5 = 0.23 ms

Worst case Duty Cycle Correction factor, which is derived from the maximum possible ON time,

20 x log(0.23 ms/100 ms) = -52.96 dB

<Ant 4>

Bluetooth - LE for 1Mbps	Bluetooth - LE for 1Mbps
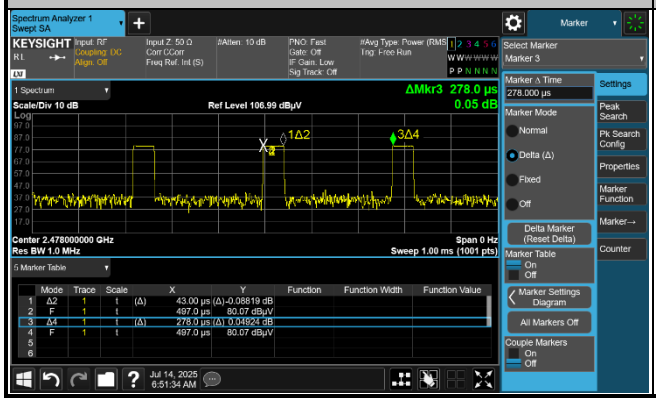	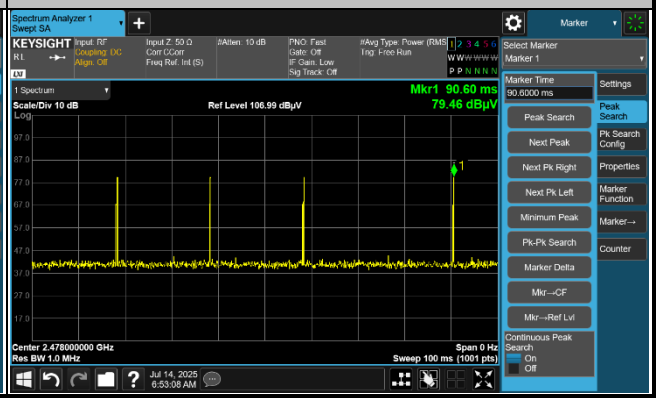

Note:

1. Worst case Duty cycle = on time/100 milliseconds = 4 * 0.043 / 100 = 0.17%
2. Worst case Duty cycle correction factor = 20*log(Duty cycle) = -55.29 dB

Duty Cycle Correction Factor Consideration for AFH mode:

The maximum possible ON time:

0.043 ms x 4 =0.17 ms

Worst case Duty Cycle Correction factor, which is derived from the maximum possible ON time,

20 x log(0.17 ms/100 ms) = -55.29 dB

Bluetooth - LE for 2Mbps	Bluetooth - LE for 2Mbps
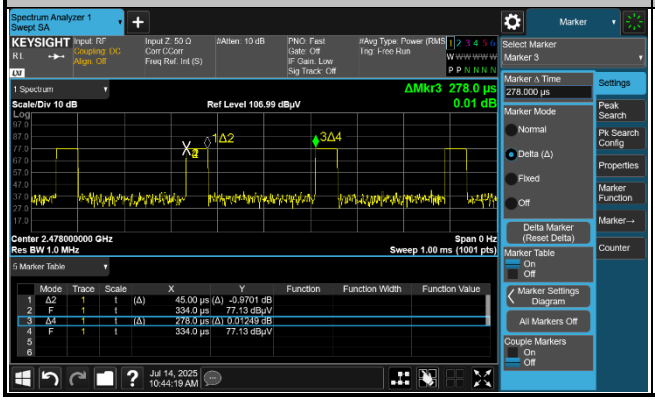	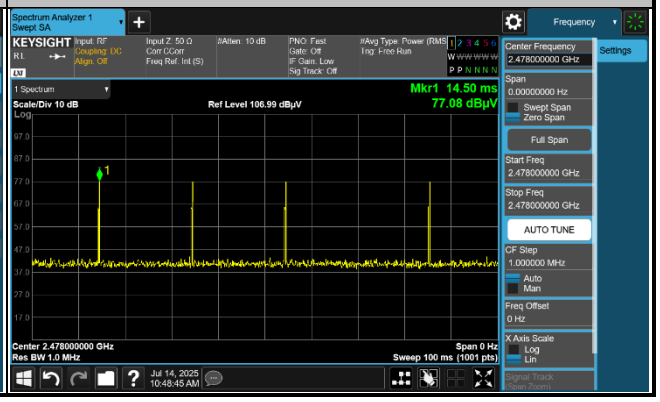

Note:

1. Worst case Duty cycle = on time/100 milliseconds = 4 * 0.045 / 100 = 0.18%
2. Worst case Duty cycle correction factor = 20*log(Duty cycle) = -54.89 dB

Duty Cycle Correction Factor Consideration for AFH mode:

The maximum possible ON time:

0.045 ms x 4 =0.18 ms

Worst case Duty Cycle Correction factor, which is derived from the maximum possible ON time,

20 x log(0.18 ms/100 ms) = -54.89 dB

———THE END———