Mode	5	
	Band Edge - L	
	2400-2483.5_Bluetooth-LE_GFSK _CH38_2440MHz	
ANT	3	
Pol.	Vertical	Fundamental
Peak	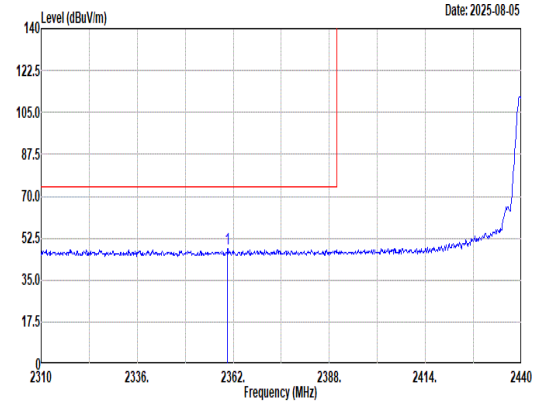 Site : 03CH16-HY Condition: PEAK_BE_74 3m 9120D-1522_250327 VERTICAL : RBW:1000.000kHz VBW:3000.000kHz SWT:Auto Freq Level Limit Line Margin Read Level Ant Factor Cable Loss Preamp Factor Aux Factor APos TPos Remark MHz dBuV/m dBuV/m dB dBuV dB/m dB dB dB cm deg 1 2360.44 47.98 74.00 -26.02 43.45 27.30 7.66 30.43 0.00 271 76 Peak	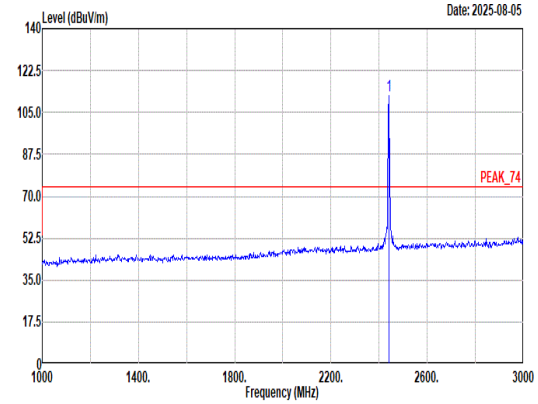 Site : 03CH16-HY Condition: PEAK_74 3m 9120D-1522_250327 VERTICAL : RBW:1000.000kHz VBW:3000.000kHz SWT:Auto Freq Level Limit Line Margin Read Level Ant Factor Cable Loss Preamp Factor Aux Factor APos TPos Remark MHz dBuV/m dBuV/m dB dBuV dB/m dB dB dB cm deg 1 2440.00 112.01 ------ ------ 106.89 27.70 7.79 30.37 0.00 271 76 Peak
Avg	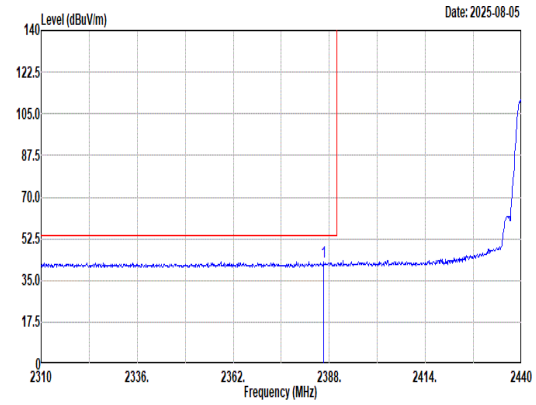 Site : 03CH16-HY Condition: AVG_BE_54 3m 9120D-1522_250327 VERTICAL : RBW:1000.000kHz VBW:36.000kHz SWT:Auto Freq Level Limit Line Margin Read Level Ant Factor Cable Loss Preamp Factor Aux Factor APos TPos Remark MHz dBuV/m dBuV/m dB dBuV dB/m dB dB dB cm deg 1 2386.44 42.72 54.00 -11.28 37.99 27.43 7.71 30.41 0.00 271 76 Average	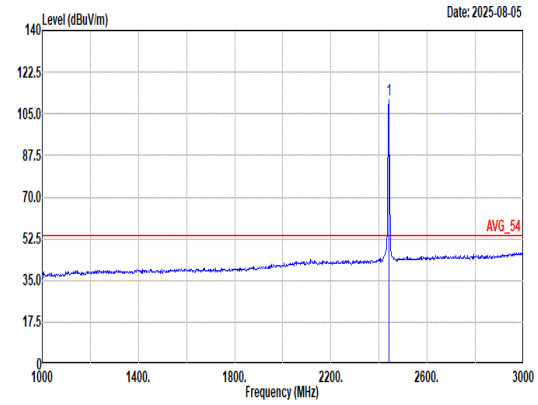 Site : 03CH16-HY Condition: AVG_54 3m 9120D-1522_250327 VERTICAL : RBW:1000.000kHz VBW:36.000kHz SWT:Auto Freq Level Limit Line Margin Read Level Ant Factor Cable Loss Preamp Factor Aux Factor APos TPos Remark MHz dBuV/m dBuV/m dB dBuV dB/m dB dB dB cm deg 1 2440.00 110.86 ------ ------ 105.74 27.70 7.79 30.37 0.00 271 76 Average

Mode	5	
	Band Edge - R	
	2400-2483.5_Bluetooth-LE_GFSK _CH38_2440MHz	
ANT	3	
Pol.	Vertical	Fundamental
Peak	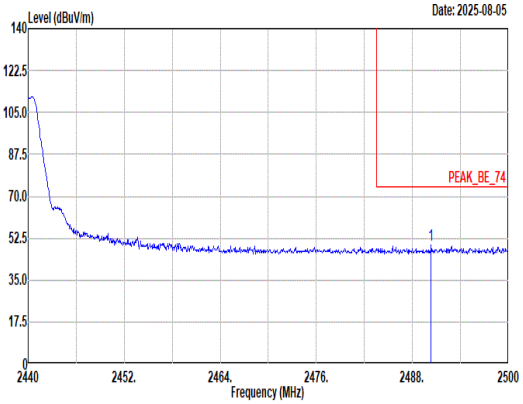 Site : 03CH16-HY Condition: PEAK_BE_74 3m 9120D-1522_250327 VERTICAL : RBW:1000.000kHz VBW:3000.000kHz SWT:Auto Limit Read Ant Cable Preamp Aux APos TPos Freq Level Line Margin Level Factor Loss Factor Factor Remark MHz dBuV/m dBuV/m dB dBuV dB/m dB dB dB cm deg 1 2490.34 49.43 74.00 -24.57 43.90 28.00 7.87 30.34 0.00 271 76 Peak	Blank
Avg	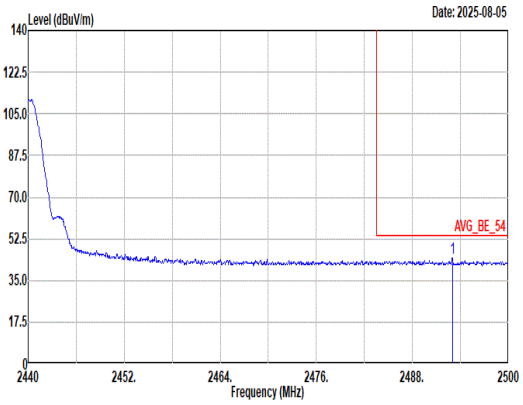 Site : 03CH16-HY Condition: AVG_BE_54 3m 9120D-1522_250327 VERTICAL : RBW:1000.000kHz VBW:36.000kHz SWT:Auto Limit Read Ant Cable Preamp Aux APos TPos Freq Level Line Margin Level Factor Loss Factor Factor Remark MHz dBuV/m dBuV/m dB dBuV dB/m dB dB dB cm deg 1 2492.98 44.38 54.00 -9.62 38.85 28.00 7.87 30.34 0.00 271 76 Average	Blank

Mode	5	
	Harmonic	
	2400-2483.5_Bluetooth-LE_GFSK _CH38_2440MHz	
ANT	3	
Pol.	Horizontal	Vertical
Peak Avg	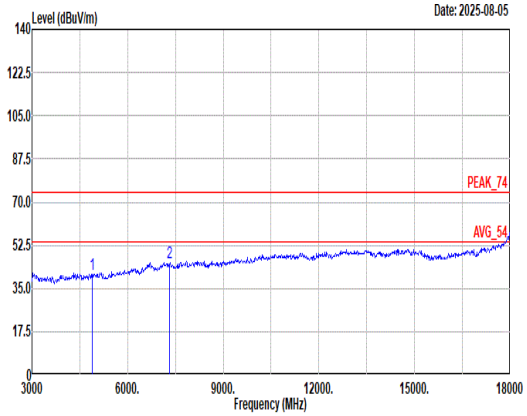 Site : 03CH16-HY Condition: PEAK_74 3m 9120D-1522_250327 HORIZONTAL Freq Level Limit Line Margin Read Level Ant Factor Cable Loss Preamp Factor Aux Factor APos TPos Remark MHz dBuV/m dBuV/m dB dBuV dB/m dB dB dB cm deg 1 4880.00 40.67 74.00 -33.33 62.76 32.80 11.05 66.34 0.40 -- -- Peak 2 7320.00 45.45 74.00 -28.55 60.59 36.99 13.30 65.76 0.33 -- -- Peak	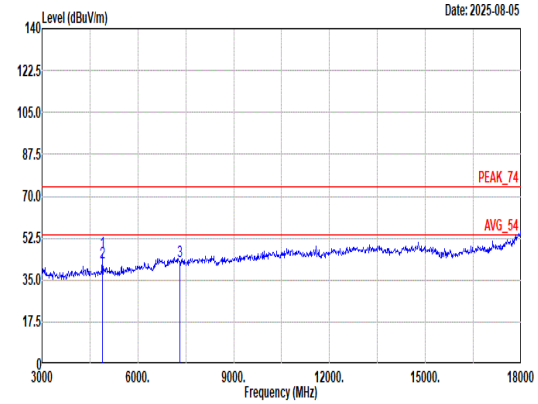 Site : 03CH16-HY Condition: PEAK_74 3m 9120D-1522_250327 VERTICAL Freq Level Limit Line Margin Read Level Ant Factor Cable Loss Preamp Factor Aux Factor APos TPos Remark MHz dBuV/m dBuV/m dB dBuV dB/m dB dB dB cm deg 1 4880.00 46.69 74.00 -27.31 68.71 32.86 11.05 66.33 0.40 255 352 Peak 2 4880.00 42.08 54.00 -11.92 64.15 32.82 11.05 66.34 0.40 255 352 Average 3 7320.00 42.58 74.00 -31.42 57.66 37.08 13.29 65.76 0.31 -- -- Peak

Mode	5	
	Harmonic	
	2400-2483.5_Bluetooth-LE_GFSK _CH38_2440MHz	
ANT	3	
Pol.	Horizontal	Vertical
14.47G ~14.5G Avg	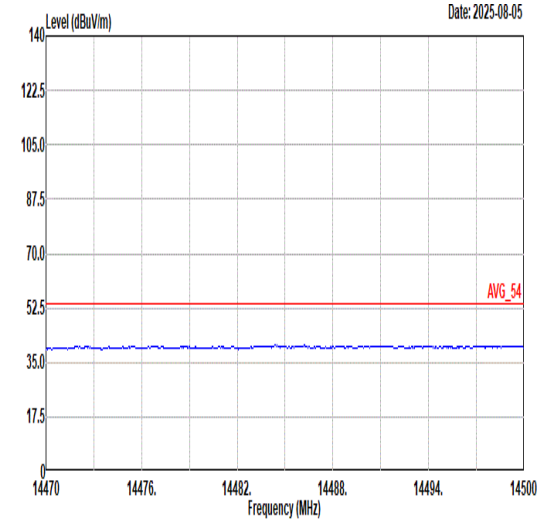 Site : 03CH16-HY Condition: AVG_54 3m 9120D-1522_250327 HORIZONTAL	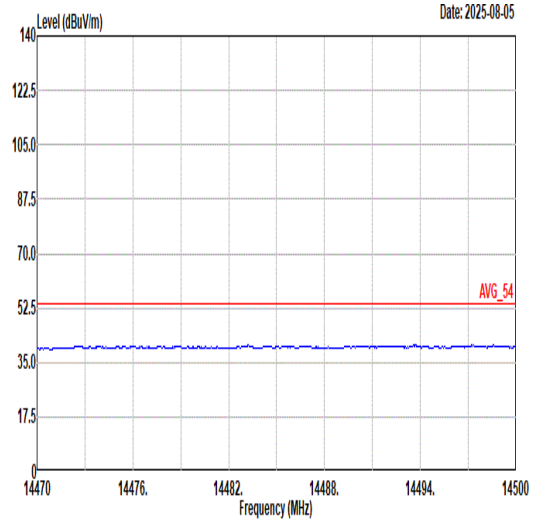 Site : 03CH16-HY Condition: AVG_54 3m 9120D-1522_250327 VERTICAL
17.7G ~18G Avg	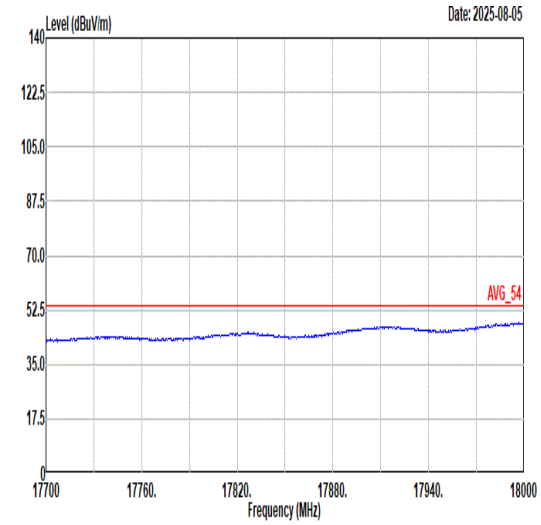 Site : 03CH16-HY Condition: AVG_54 3m 9120D-1522_250327 HORIZONTAL	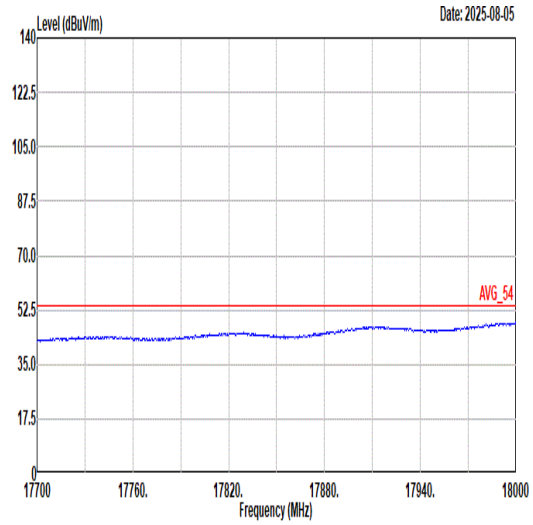 Site : 03CH16-HY Condition: AVG_54 3m 9120D-1522_250327 VERTICAL

Mode	6	
	Band Edge	
	2400-2483.5_Bluetooth-LE_GFSK _CH76_2478MHz	
ANT	3	
Pol.	Horizontal	Fundamental
Peak	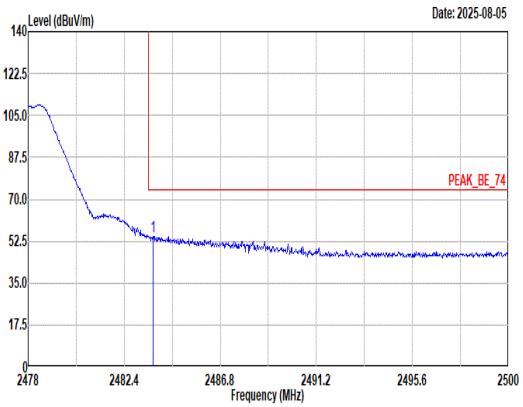 Site : 03CH16-HY Condition: PEAK_BE_74 3m 9120D-1522_250327 HORIZONTAL : RBW:1000.000kHz VBW:3000.000kHz SWT:Auto Freq Level Limit Line Margin Read Level Ant Factor Cable Loss Preamp Factor Aux Factor APos TPos Remark MHz dBuV/m dBuV/m dB dBuV dB/m dB dB dB cm deg 1 2483.72 54.56 74.00 -19.44 49.10 27.94 7.86 30.34 0.00 297 26 Peak	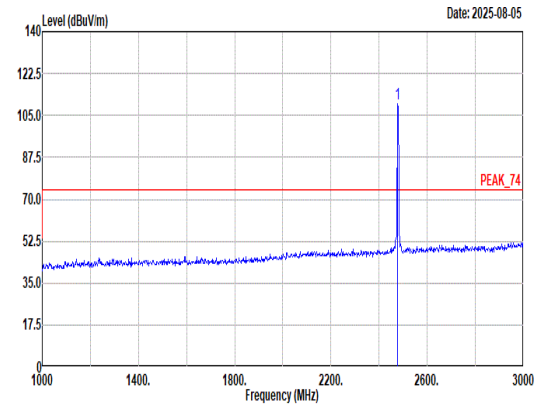 Site : 03CH16-HY Condition: PEAK_74 3m 9120D-1522_250327 HORIZONTAL : RBW:1000.000kHz VBW:3000.000kHz SWT:Auto Freq Level Limit Line Margin Read Level Ant Factor Cable Loss Preamp Factor Aux Factor APos TPos Remark MHz dBuV/m dBuV/m dB dBuV dB/m dB dB dB cm deg 1 2478.00 109.84 ------ ------ 104.46 27.88 7.85 30.35 0.00 297 26 Peak
Avg	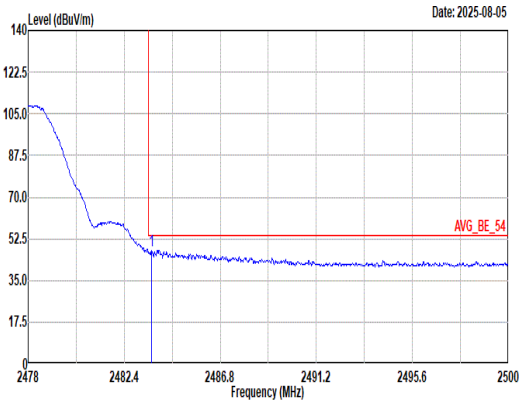 Site : 03CH16-HY Condition: AVG_BE_54 3m 9120D-1522_250327 HORIZONTAL : RBW:1000.000kHz VBW:36.000kHz SWT:Auto Freq Level Limit Line Margin Read Level Ant Factor Cable Loss Preamp Factor Aux Factor APos TPos Remark MHz dBuV/m dBuV/m dB dBuV dB/m dB dB dB cm deg 1 2483.65 47.59 54.00 -6.41 42.13 27.94 7.86 30.34 0.00 297 26 Average	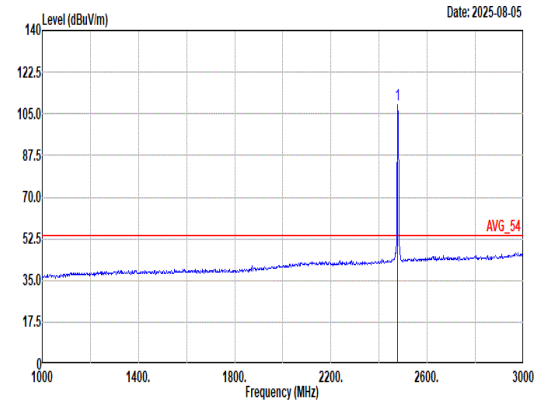 Site : 03CH16-HY Condition: AVG_54 3m 9120D-1522_250327 HORIZONTAL : RBW:1000.000kHz VBW:36.000kHz SWT:Auto Freq Level Limit Line Margin Read Level Ant Factor Cable Loss Preamp Factor Aux Factor APos TPos Remark MHz dBuV/m dBuV/m dB dBuV dB/m dB dB dB cm deg 1 2478.00 108.74 ------ ------ 103.36 27.88 7.85 30.35 0.00 297 26 Average

Mode	6	
	Band Edge	
	2400-2483.5_Bluetooth-LE_GFSK _CH76_2478MHz	
ANT	3	
Pol.	Vertical	Fundamental
Peak	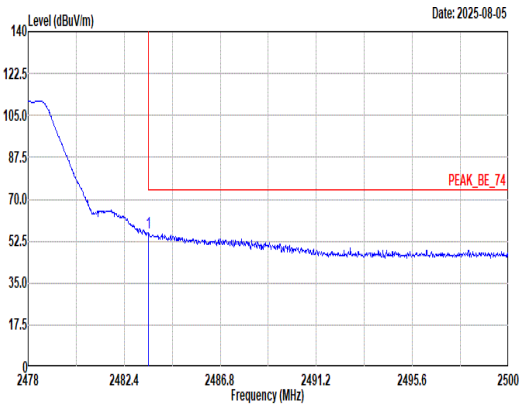 Site : 03CH16-HY Condition: PEAK_BE_74 3m 9120D-1522_250327 VERTICAL : RBW:1000.000kHz VBW:3000.000kHz SWT:Auto Freq Level Limit Line Margin Read Level Ant Factor Cable Loss Preamp Factor Aux Factor APos TPos Remark MHz dBuV/m dBuV/m dB dBuV dB/m dB dB dB cm deg 1 2483.52 56.12 74.00 -17.88 50.66 27.94 7.86 30.34 0.00 268 79 Peak	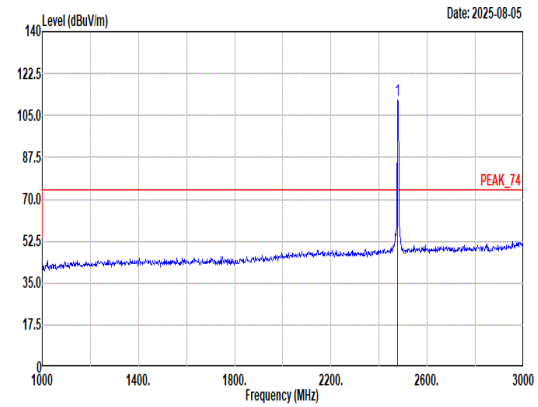 Site : 03CH16-HY Condition: PEAK_74 3m 9120D-1522_250327 VERTICAL : RBW:1000.000kHz VBW:3000.000kHz SWT:Auto Freq Level Limit Line Margin Read Level Ant Factor Cable Loss Preamp Factor Aux Factor APos TPos Remark MHz dBuV/m dBuV/m dB dBuV dB/m dB dB dB cm deg 1 2478.00 111.51 ------ ------ 106.13 27.88 7.85 30.35 0.00 268 79 Peak
Avg	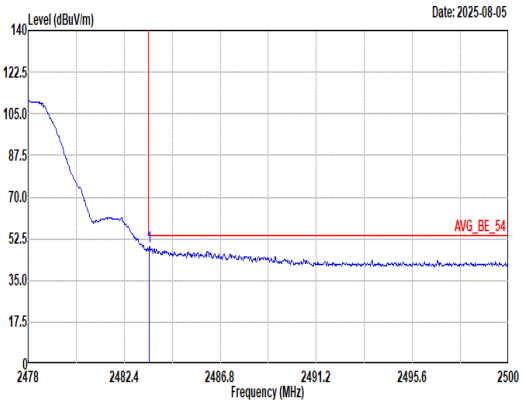 Site : 03CH16-HY Condition: AVG_BE_54 3m 9120D-1522_250327 VERTICAL : RBW:1000.000kHz VBW:36.000kHz SWT:Auto Freq Level Limit Line Margin Read Level Ant Factor Cable Loss Preamp Factor Aux Factor APos TPos Remark MHz dBuV/m dBuV/m dB dBuV dB/m dB dB dB cm deg 1 2483.54 49.20 54.00 -4.80 43.74 27.94 7.86 30.34 0.00 268 79 Average	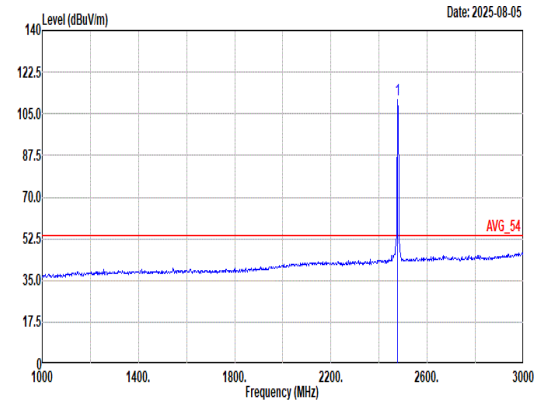 Site : 03CH16-HY Condition: AVG_54 3m 9120D-1522_250327 VERTICAL : RBW:1000.000kHz VBW:36.000kHz SWT:Auto Freq Level Limit Line Margin Read Level Ant Factor Cable Loss Preamp Factor Aux Factor APos TPos Remark MHz dBuV/m dBuV/m dB dBuV dB/m dB dB dB cm deg 1 2478.00 110.71 ------ ------ 105.33 27.88 7.85 30.35 0.00 268 79 Average

Mode	6	
	Harmonic	
	2400-2483.5_Bluetooth-LE_GFSK _CH76_2478MHz	
ANT	3	
Pol.	Horizontal	Vertical
Peak Avg	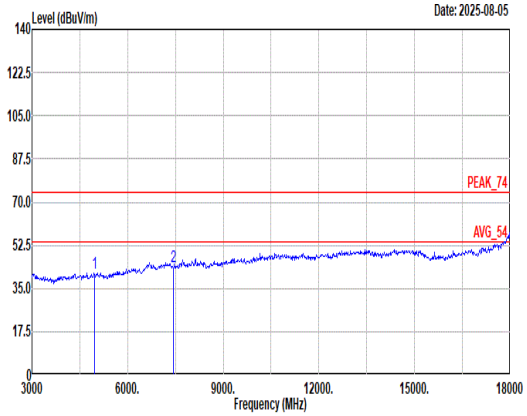 Site : 03CH16-HY Condition: PEAK_74 3m 9120D-1522_250327 HORIZONTAL Freq Level Limit Line Margin Read Level Ant Factor Cable Loss Preamp Factor Aux Factor APos TPos Remark MHz dBuV/m dBuV/m dB dBuV dB/m dB dB dB cm deg 1 4956.00 41.27 74.00 -32.73 62.88 33.20 11.06 66.28 0.41 -- -- Peak 2 7434.00 43.86 74.00 -30.14 59.37 36.50 13.39 65.77 0.37 -- -- Peak	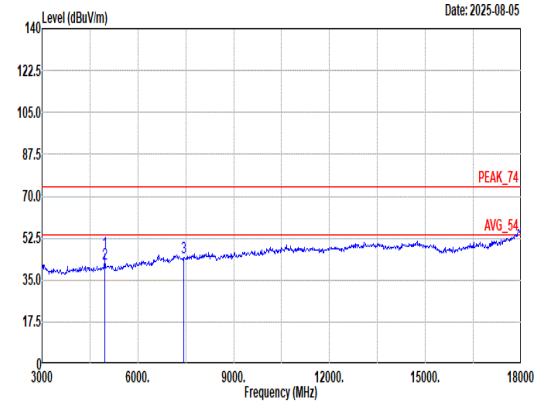 Site : 03CH16-HY Condition: PEAK_74 3m 9120D-1522_250327 VERTICAL Freq Level Limit Line Margin Read Level Ant Factor Cable Loss Preamp Factor Aux Factor APos TPos Remark MHz dBuV/m dBuV/m dB dBuV dB/m dB dB dB cm deg 1 4956.00 46.55 74.00 -27.45 68.12 33.23 11.06 66.27 0.41 263 351 Peak 2 4956.00 41.71 54.00 -12.29 63.31 33.21 11.06 66.28 0.41 263 351 Average 3 7434.00 44.41 74.00 -29.59 59.92 36.50 13.39 65.77 0.37 -- -- Peak

Mode	6	
	Harmonic	
	2400-2483.5_Bluetooth-LE_GFSK _CH76_2478MHz	
ANT	3	
Pol.	Horizontal	Vertical
14.47G ~14.5G Avg	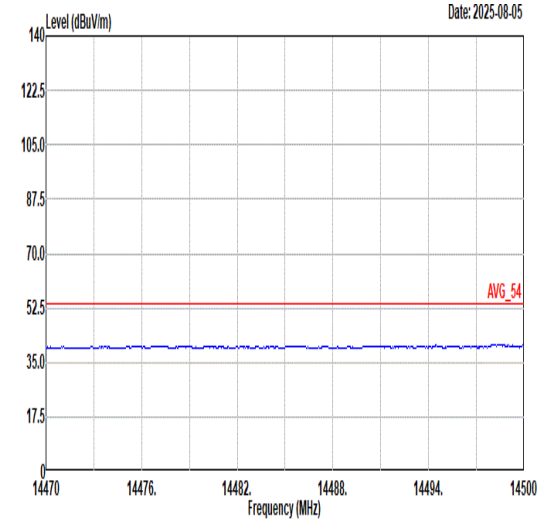 Site : 03CH16-HY Condition: AVG_54 3m 9120D-1522_250327 HORIZONTAL	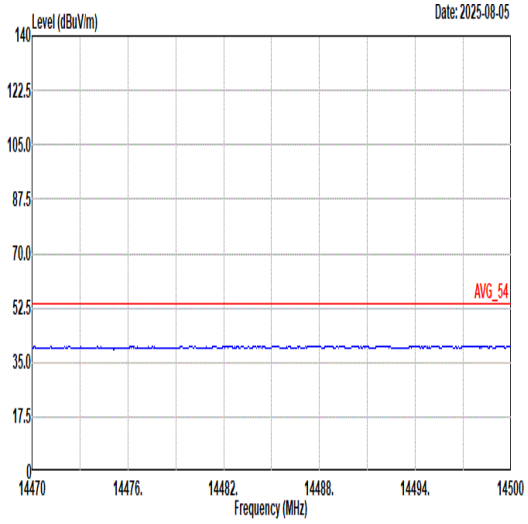 Site : 03CH16-HY Condition: AVG_54 3m 9120D-1522_250327 VERTICAL
17.7G ~18G Avg	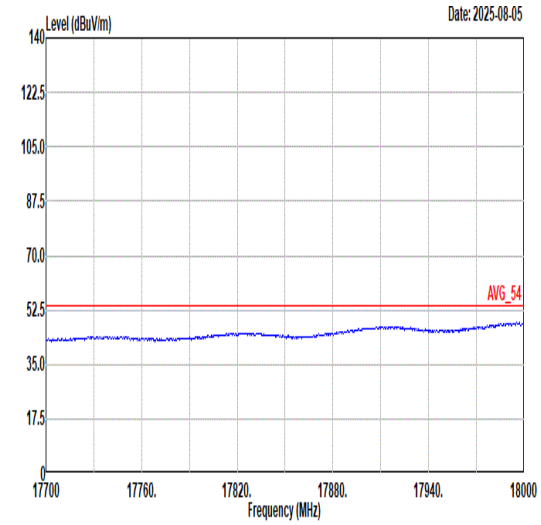 Site : 03CH16-HY Condition: AVG_54 3m 9120D-1522_250327 HORIZONTAL	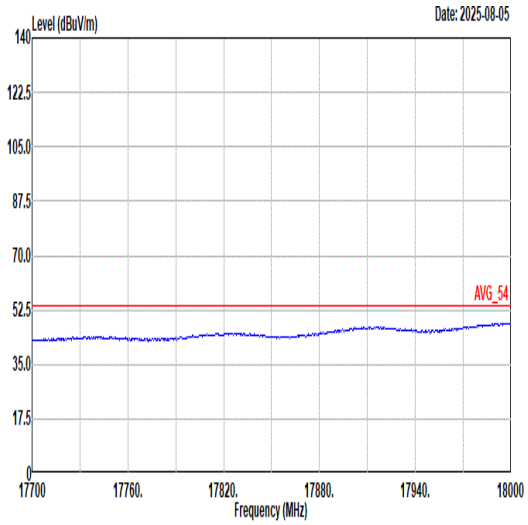 Site : 03CH16-HY Condition: AVG_54 3m 9120D-1522_250327 VERTICAL

Mode	13	
	LF	
	2400-2483.5_Bluetooth-LE_GFSK _CH76_2478MHz	
ANT	3	
Pol.	Horizontal	Vertical
QP/ Peak	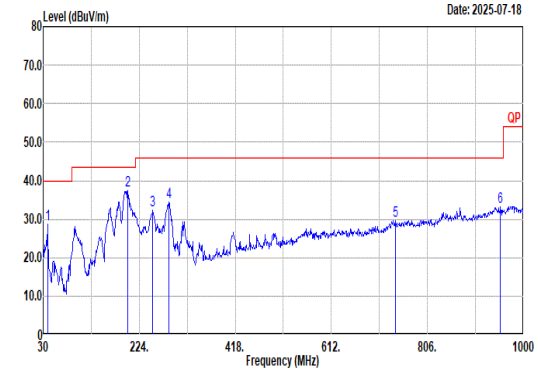 Site : 03CH16-HY Condition: QP 3m CBL6111D&00802N1D01N-06 _47020 & 06_241005 HORIZONTAL 1 38.73 28.59 40.00 -11.41 39.51 20.31 0.96 32.25 0.06 -- -- Peak 2 200.72 37.43 43.50 -6.07 52.17 15.15 2.20 32.16 0.07 100 127 Peak 3 251.16 32.42 46.00 -13.58 43.29 18.82 2.46 32.22 0.07 -- -- Peak 4 283.17 34.36 46.00 -11.64 44.94 18.97 2.60 32.22 0.07 -- -- Peak 5 741.98 29.68 46.00 -16.32 29.31 28.33 4.24 32.34 0.14 -- -- Peak 6 953.44 33.16 46.00 -12.84 28.13 31.08 4.82 31.13 0.26 -- -- Peak	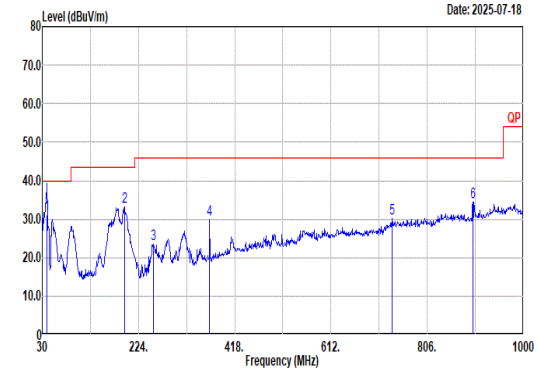 Site : 03CH16-HY Condition: QP 3m CBL6111D&00802N1D01N-06 _47020 & 06_241005 VERTICAL 1 38.73 31.08 40.00 -8.92 42.00 20.31 0.96 32.25 0.06 100 69 QP 2 195.87 33.28 43.50 -10.22 48.04 15.15 2.18 32.16 0.07 -- -- Peak 3 254.07 23.43 46.00 -22.57 33.88 19.23 2.47 32.22 0.07 -- -- Peak 4 367.56 29.99 46.00 -16.01 38.23 20.89 3.00 32.22 0.09 -- -- Peak 5 735.19 30.08 46.00 -15.92 29.94 28.13 4.22 32.35 0.14 -- -- Peak 6 898.15 34.36 46.00 -11.64 32.00 29.19 4.67 31.66 0.16 -- -- Peak

Mode	14	
	SHF	
	2400-2483.5_Bluetooth-LE_GFSK _CH76_2478MHz	
ANT	3	
Pol.	Horizontal	Vertical
Peak	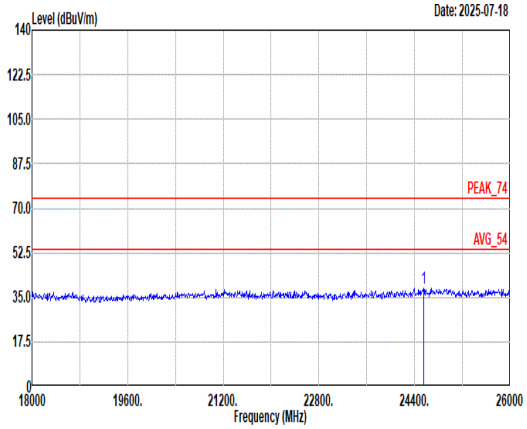 Site : 03CH16-HY Condition: PEAK_74 1m SHF_00994_250109 HORIZONTAL Freq Level Limit Line Margin Read Level Ant Factor Cable Loss Preamp Factor Aux Factor APos TPos Remark MHz dBuV/m dBuV/m dB dBuV dB/m dB dB dB cm deg 1 24552.00 38.67 74.00 -35.33 55.59 39.69 6.23 53.30 -9.54 -- -- Peak	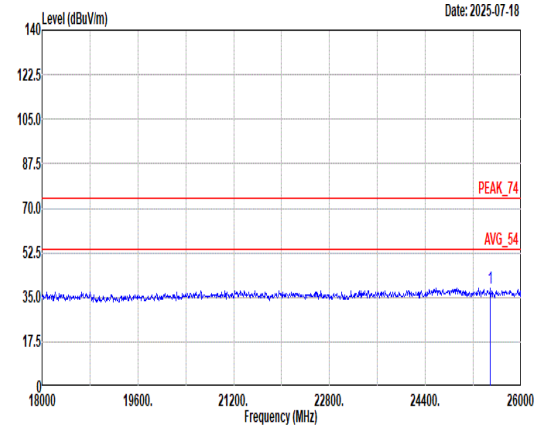 Site : 03CH16-HY Condition: PEAK_74 1m SHF_00994_250109 VERTICAL Freq Level Limit Line Margin Read Level Ant Factor Cable Loss Preamp Factor Aux Factor APos TPos Remark MHz dBuV/m dBuV/m dB dBuV dB/m dB dB dB cm deg 1 25488.00 38.36 74.00 -35.64 55.74 39.30 6.26 53.40 -9.54 -- -- Peak

C3-1. Radiated Spurious Emission Test Modes

Mode	Band (MHz)	Antenna	Modulation	Channel	Frequency	Data Rate	RU	Remark
Mode 7	2400-2483.5	4	Bluetooth-LE_GFSK	02	2404	1Mbps	-	-
Mode 8	2400-2483.5	4	Bluetooth-LE_GFSK	38	2440	1Mbps	-	-
Mode 9	2400-2483.5	4	Bluetooth-LE_GFSK	76	2478	1Mbps	-	-

C3-2. Summary of each worse mode

Mode	Modulation	Ch.	Freq. (MHz)	Level (dBuV/m)	Limit (dBuV/m)	Margin (dB)	Pol.	Peak Avg.	Result	RU	Remark
7	Bluetooth-LE_GFSK	02	2367.34	42.56	54.00	-11.44	H	Avg.	Pass	-	Band Edge
	Bluetooth-LE_GFSK	02	4808.00	36.42	54.00	-17.58	V	Avg.	Pass	-	Harmonic
8	Bluetooth-LE_GFSK	38	2485.00	43.01	54.00	-10.99	H	Avg.	Pass	-	Band Edge
	Bluetooth-LE_GFSK	38	4880.00	40.80	54.00	-13.20	V	Avg.	Pass	-	Harmonic
9	Bluetooth-LE_GFSK	76	2483.63	44.13	54.00	-9.87	V	Avg.	Pass	-	Band Edge
	Bluetooth-LE_GFSK	76	4956.00	40.93	54.00	-13.07	V	Avg.	Pass	-	Harmonic

Mode	7	
	Band Edge	
	2400-2483.5_Bluetooth-LE_GFSK _CH02_2404MHz	
ANT	4	
Pol.	Horizontal	Fundamental
Peak	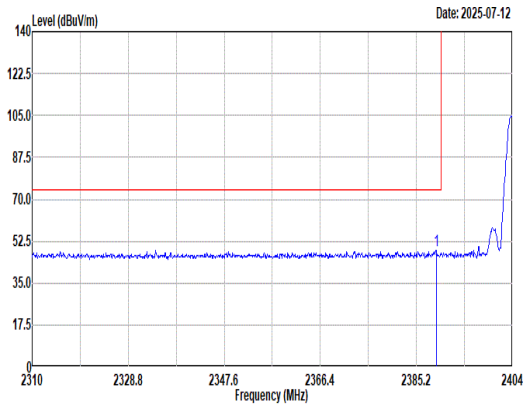 Site : 03CH16-HY Condition: PEAK_BE_74 3m 9120D-1522_250327 HORIZONTAL : RBW:1000.000kHz VBW:3000.000kHz SWT:Auto Freq Level Limit Line Margin Read Level Ant Factor Cable Loss Preamp Factor Aux Factor APos TPos Remark MHz dBuV/m dBuV/m dB dBuV dB/m dB dB dB cm deg 1 2389.05 48.69 74.00 -25.31 43.91 27.48 7.71 30.41 0.00 344 140 Peak	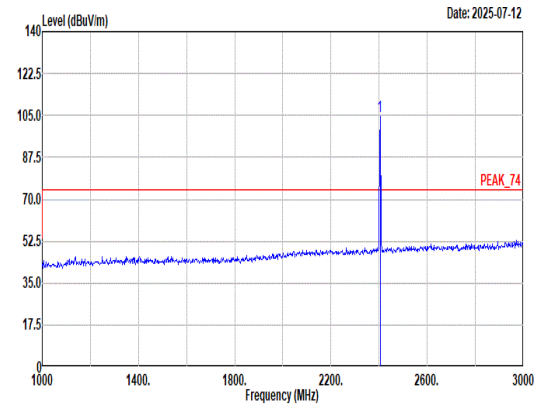 Site : 03CH16-HY Condition: PEAK_74 3m 9120D-1522_250327 HORIZONTAL : RBW:1000.000kHz VBW:3000.000kHz SWT:Auto Freq Level Limit Line Margin Read Level Ant Factor Cable Loss Preamp Factor Aux Factor APos TPos Remark MHz dBuV/m dBuV/m dB dBuV dB/m dB dB dB cm deg 1 2404.00 104.77 ------ ------ 99.83 27.60 7.74 30.40 0.00 344 140 Peak
Avg	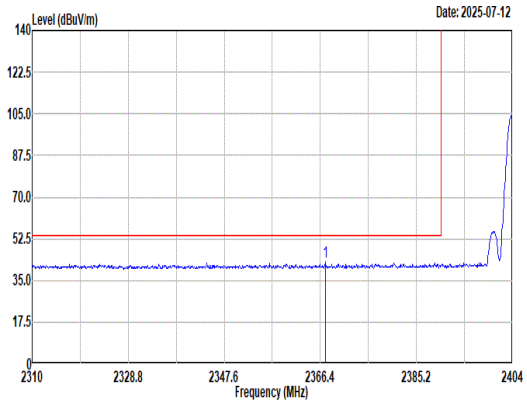 Site : 03CH16-HY Condition: AVG_BE_54 3m 9120D-1522_250327 HORIZONTAL : RBW:1000.000kHz VBW:24.000kHz SWT:Auto Freq Level Limit Line Margin Read Level Ant Factor Cable Loss Preamp Factor Aux Factor APos TPos Remark MHz dBuV/m dBuV/m dB dBuV dB/m dB dB dB cm deg 1 2367.34 42.56 54.00 -11.44 38.02 27.30 7.67 30.43 0.00 344 140 Average	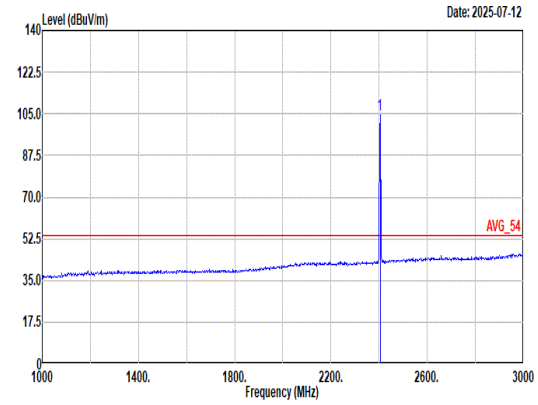 Site : 03CH16-HY Condition: AVG_54 3m 9120D-1522_250327 HORIZONTAL : RBW:1000.000kHz VBW:24.000kHz SWT:Auto Freq Level Limit Line Margin Read Level Ant Factor Cable Loss Preamp Factor Aux Factor APos TPos Remark MHz dBuV/m dBuV/m dB dBuV dB/m dB dB dB cm deg 1 2404.00 104.51 ------ ------ 99.57 27.60 7.74 30.40 0.00 344 140 Average

Mode	7	
	Band Edge	
	2400-2483.5_Bluetooth-LE_GFSK _CH02_2404MHz	
ANT	4	
Pol.	Vertical	Fundamental
Peak	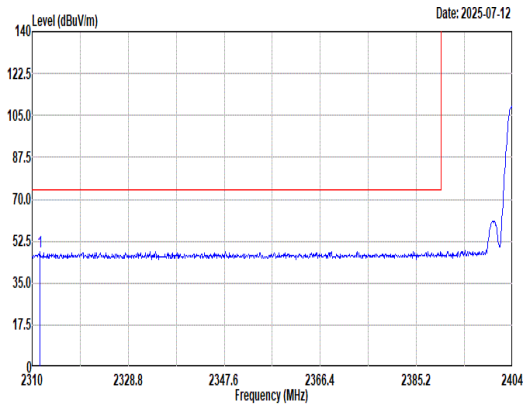 Site : 03CH16-HY Condition: PEAK_BE_74 3m 9120D-1522_250327 VERTICAL : RBW:1000.000kHz VBW:3000.000kHz SWT:Auto Freq Level Limit Line Margin Read Level Ant Factor Cable Loss Preamp Factor Aux Factor APos TPos Remark MHz dBuV/m dBuV/m dB dBuV dB/m dB dB dB cm deg 1 2311.50 48.25 74.00 -25.75 43.84 27.30 7.58 30.47 0.00 100 292 Peak	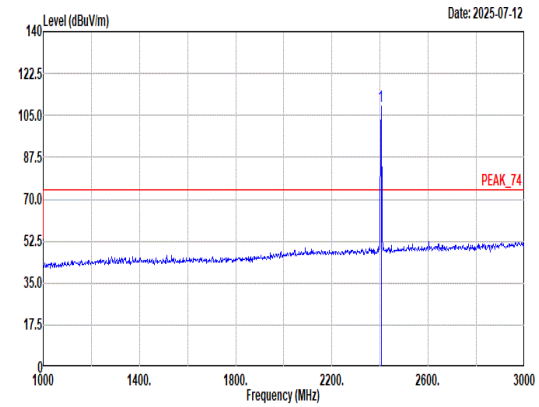 Site : 03CH16-HY Condition: PEAK_74 3m 9120D-1522_250327 VERTICAL : RBW:1000.000kHz VBW:3000.000kHz SWT:Auto Freq Level Limit Line Margin Read Level Ant Factor Cable Loss Preamp Factor Aux Factor APos TPos Remark MHz dBuV/m dBuV/m dB dBuV dB/m dB dB dB cm deg 1 2404.00 108.80 ------ ------ 103.86 27.60 7.74 30.40 0.00 100 292 Peak
Avg	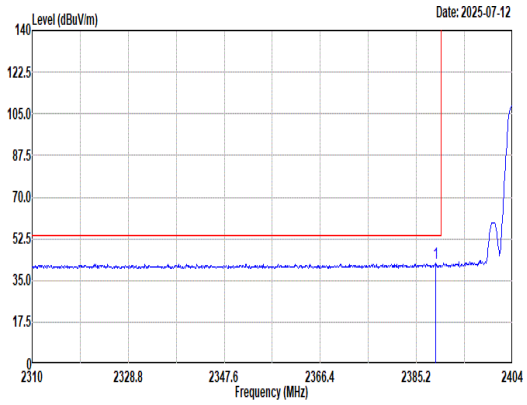 Site : 03CH16-HY Condition: AVG_BE_54 3m 9120D-1522_250327 VERTICAL : RBW:1000.000kHz VBW:24.000kHz SWT:Auto Freq Level Limit Line Margin Read Level Ant Factor Cable Loss Preamp Factor Aux Factor APos TPos Remark MHz dBuV/m dBuV/m dB dBuV dB/m dB dB dB cm deg 1 2388.96 42.29 54.00 -11.71 37.51 27.48 7.71 30.41 0.00 100 292 Average	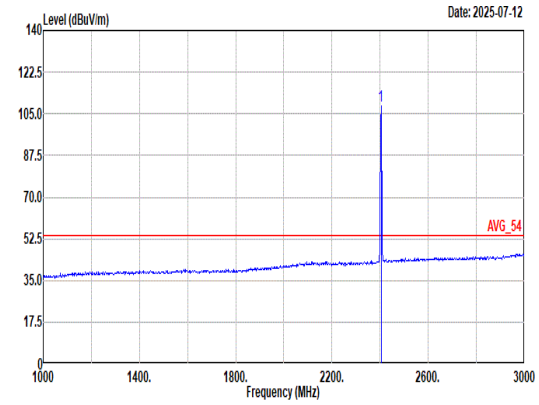 Site : 03CH16-HY Condition: AVG_54 3m 9120D-1522_250327 VERTICAL : RBW:1000.000kHz VBW:24.000kHz SWT:Auto Freq Level Limit Line Margin Read Level Ant Factor Cable Loss Preamp Factor Aux Factor APos TPos Remark MHz dBuV/m dBuV/m dB dBuV dB/m dB dB dB cm deg 1 2404.00 108.53 ------ ------ 103.59 27.60 7.74 30.40 0.00 100 292 Average

Mode	7	
	Harmonic	
	2400-2483.5_Bluetooth-LE_GFSK _CH02_2404MHz	
ANT	4	
Pol.	Horizontal	Vertical
Peak Avg	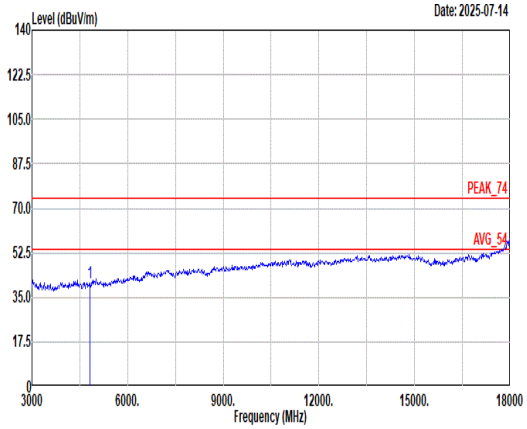 Site : 03CH16-HY Condition: PEAK_74 3m 9120D-1522_250327 HORIZONTAL Freq Level Limit Line Margin Read Level Ant Factor Cable Loss Preamp Factor Aux Factor APos TPos Remark MHz dBuV/m dBuV/m dB dBuV dB/m dB dB dB cm deg 1 4808.00 40.47 74.00 -33.53 62.87 32.56 11.04 66.39 0.39 -- -- Peak	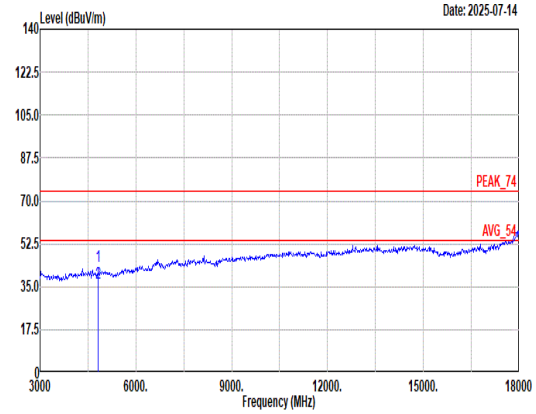 Site : 03CH16-HY Condition: PEAK_74 3m 9120D-1522_250327 VERTICAL Freq Level Limit Line Margin Read Level Ant Factor Cable Loss Preamp Factor Aux Factor APos TPos Remark MHz dBuV/m dBuV/m dB dBuV dB/m dB dB dB cm deg 1 4808.00 43.41 74.00 -30.59 65.74 32.62 11.04 66.38 0.39 298 360 Peak 2 4808.00 36.42 54.00 -17.58 58.86 32.53 11.04 66.40 0.39 298 360 Average

Mode	7	
	Harmonic	
	2400-2483.5_Bluetooth-LE_GFSK _CH02_2404MHz	
ANT	4	
Pol.	Horizontal	Vertical
14.47G ~14.5G Avg	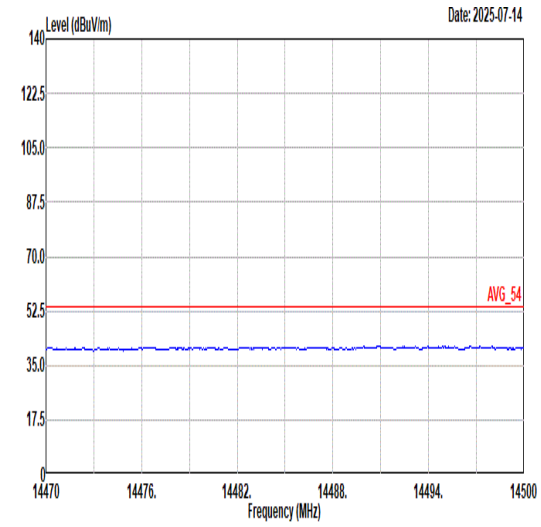 Site : 03CH16-HY Condition: AVG_54 3m 9120D-1522_250327 HORIZONTAL	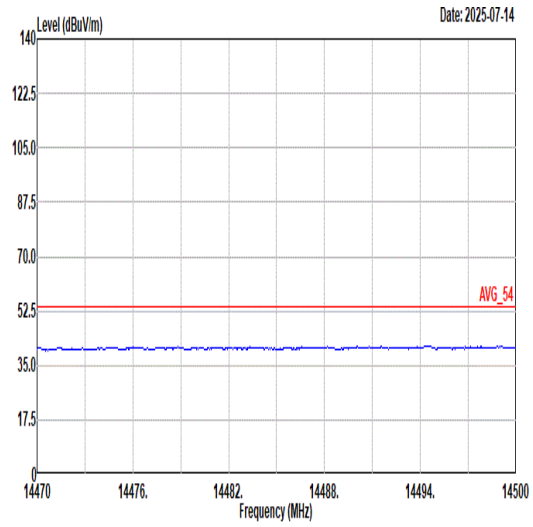 Site : 03CH16-HY Condition: AVG_54 3m 9120D-1522_250327 VERTICAL
17.7G ~18G Avg	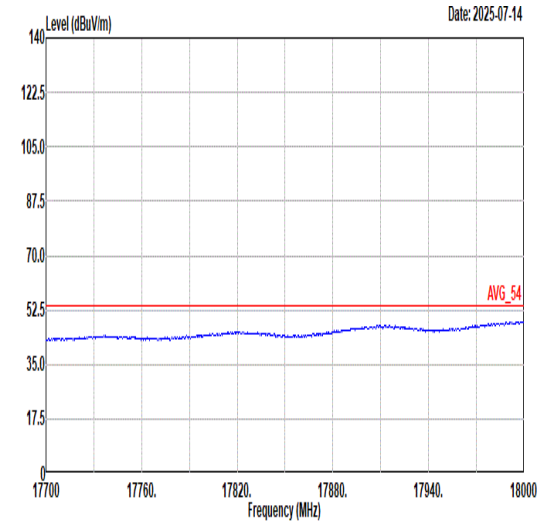 Site : 03CH16-HY Condition: AVG_54 3m 9120D-1522_250327 HORIZONTAL	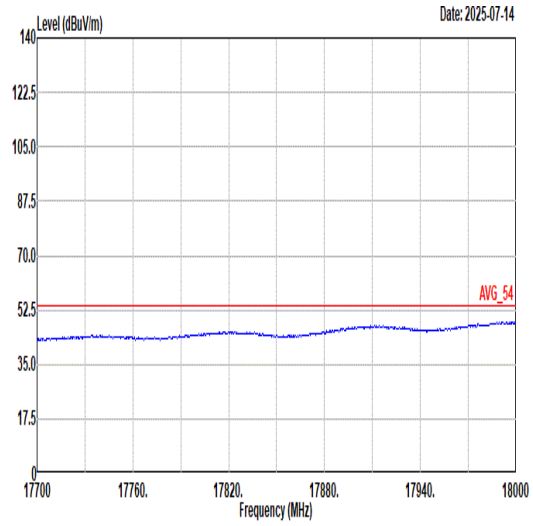 Site : 03CH16-HY Condition: AVG_54 3m 9120D-1522_250327 VERTICAL

Mode	8	
	Band Edge - L	
	2400-2483.5_Bluetooth-LE_GFSK _CH38_2440MHz	
ANT	4	
Pol.	Horizontal	Fundamental
Peak	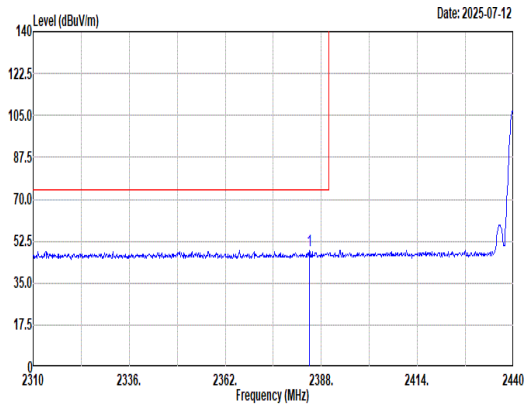 Site : 03CH16-HY Condition: PEAK_BE_74 3m 9120D-1522_250327 HORIZONTAL : RBW:1000.000kHz VBW:3000.000kHz SWT:Auto Freq Level Limit Line Margin Read Level Ant Factor Cable Loss Preamp Factor Aux Factor APos TPos Remark MHz dBuV/m dBuV/m dB dBuV dB/m dB dB dB cm deg 1 2384.75 48.51 74.00 -25.49 43.83 27.40 7.70 30.42 0.00 334 127 Peak	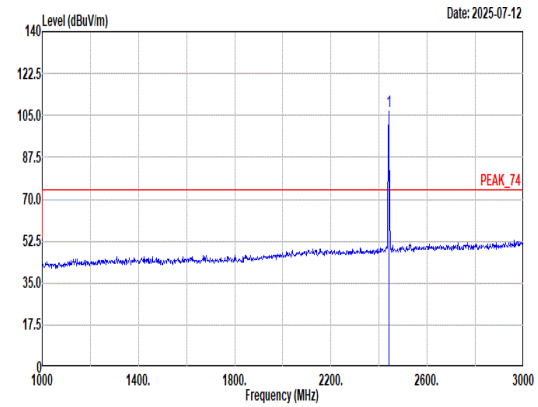 Site : 03CH16-HY Condition: PEAK_74 3m 9120D-1522_250327 HORIZONTAL : RBW:1000.000kHz VBW:3000.000kHz SWT:Auto Freq Level Limit Line Margin Read Level Ant Factor Cable Loss Preamp Factor Aux Factor APos TPos Remark MHz dBuV/m dBuV/m dB dBuV dB/m dB dB dB cm deg 1 2440.00 106.97 ------ ------ 101.85 27.70 7.79 30.37 0.00 334 127 Peak
Avg	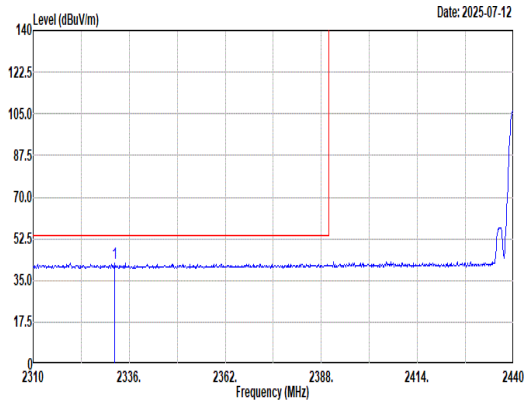 Site : 03CH16-HY Condition: AVG_BE_54 3m 9120D-1522_250327 HORIZONTAL : RBW:1000.000kHz VBW:24.000kHz SWT:Auto Freq Level Limit Line Margin Read Level Ant Factor Cable Loss Preamp Factor Aux Factor APos TPos Remark MHz dBuV/m dBuV/m dB dBuV dB/m dB dB dB cm deg 1 2332.10 42.43 54.00 -11.57 38.05 27.22 7.61 30.45 0.00 334 127 Average	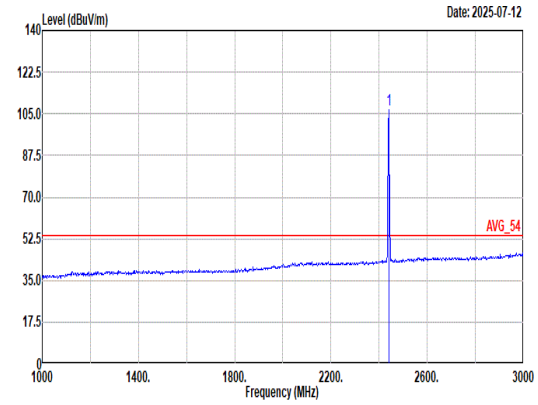 Site : 03CH16-HY Condition: AVG_54 3m 9120D-1522_250327 HORIZONTAL : RBW:1000.000kHz VBW:24.000kHz SWT:Auto Freq Level Limit Line Margin Read Level Ant Factor Cable Loss Preamp Factor Aux Factor APos TPos Remark MHz dBuV/m dBuV/m dB dBuV dB/m dB dB dB cm deg 1 2440.00 106.60 ------ ------ 101.48 27.70 7.79 30.37 0.00 334 127 Average

Mode	8	
	Band Edge - R	
	2400-2483.5_Bluetooth-LE_GFSK _CH38_2440MHz	
ANT	4	
Pol.	Horizontal	Fundamental
Peak	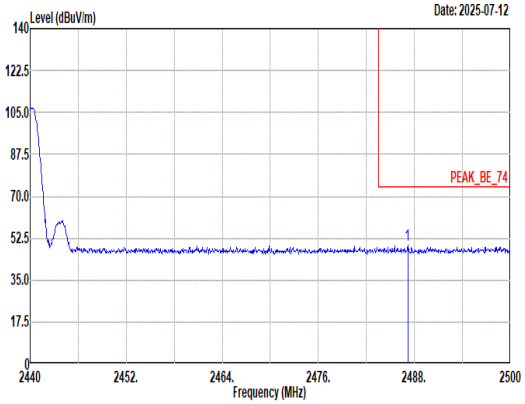 Site : 03CH16-HY Condition: PEAK_BE_74 3m 9120D-1522_250327 HORIZONTAL : RBW:1000.000kHz VBW:3000.000kHz SWT:Auto Limit Read Ant Cable Preamp Aux APos TPos Freq Level Line Margin Level Factor Loss Factor Factor Remark MHz dBuV/m dBuV/m dB dBuV dB/m dB dB dB cm deg 1 2487.16 49.87 74.00 -24.13 44.37 27.97 7.87 30.34 0.00 334 127 Peak	Blank
Avg	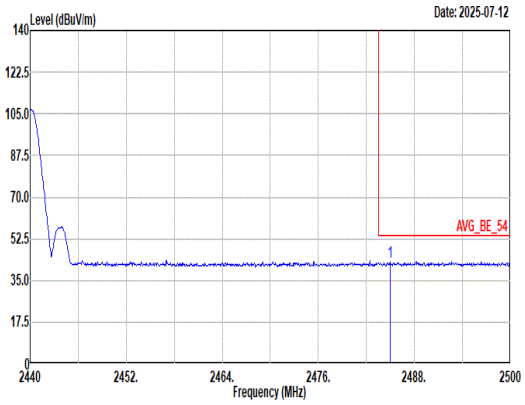 Site : 03CH16-HY Condition: AVG_BE_54 3m 9120D-1522_250327 HORIZONTAL : RBW:1000.000kHz VBW:24.000kHz SWT:Auto Limit Read Ant Cable Preamp Aux APos TPos Freq Level Line Margin Level Factor Loss Factor Factor Remark MHz dBuV/m dBuV/m dB dBuV dB/m dB dB dB cm deg 1 2485.00 43.01 54.00 -10.99 37.54 27.95 7.86 30.34 0.00 334 127 Average	Blank

Mode	8	
	Band Edge - L	
	2400-2483.5_Bluetooth-LE_GFSK _CH38_2440MHz	
ANT	4	
Pol.	Vertical	Fundamental
Peak	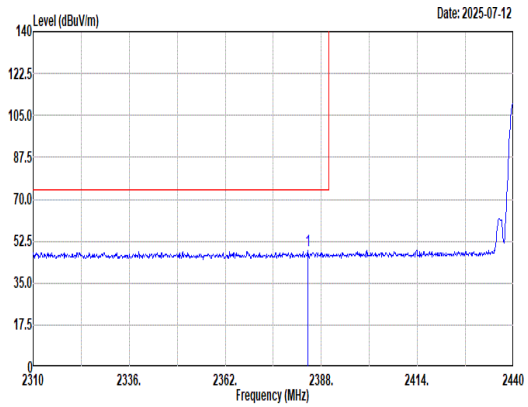 Site : 03CH16-HY Condition: PEAK_BE_74 3m 9120D-1522_250327 VERTICAL : RBW:1000.000kHz VBW:3000.000kHz SWT:Auto Freq Level Limit Line Margin Read Level Ant Factor Cable Loss Preamp Factor Aux Factor APos TPos Remark MHz dBuV/m dBuV/m dB dBuV dB/m dB dB dB cm deg 1 2384.36 48.70 74.00 -25.30 44.03 27.39 7.70 30.42 0.00 100 355 Peak	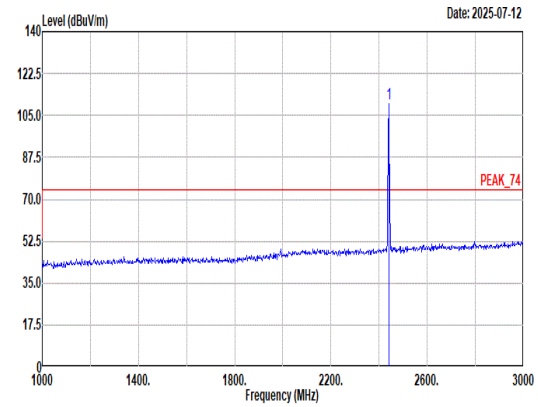 Site : 03CH16-HY Condition: PEAK_74 3m 9120D-1522_250327 VERTICAL : RBW:1000.000kHz VBW:3000.000kHz SWT:Auto Freq Level Limit Line Margin Read Level Ant Factor Cable Loss Preamp Factor Aux Factor APos TPos Remark MHz dBuV/m dBuV/m dB dBuV dB/m dB dB dB cm deg 1 2440.00 110.15 ------ ------ 105.03 27.70 7.79 30.37 0.00 100 355 Peak
Avg	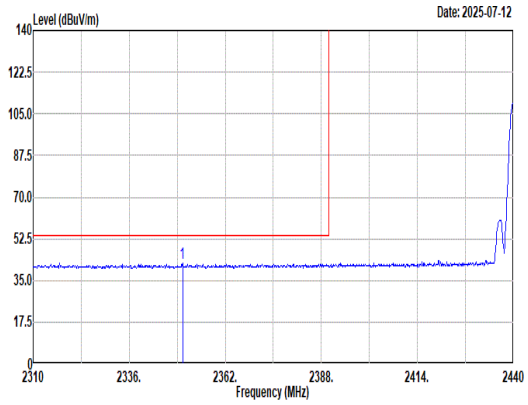 Site : 03CH16-HY Condition: AVG_BE_54 3m 9120D-1522_250327 VERTICAL : RBW:1000.000kHz VBW:24.000kHz SWT:Auto Freq Level Limit Line Margin Read Level Ant Factor Cable Loss Preamp Factor Aux Factor APos TPos Remark MHz dBuV/m dBuV/m dB dBuV dB/m dB dB dB cm deg 1 2350.43 42.11 54.00 -11.89 37.60 27.30 7.65 30.44 0.00 100 355 Average	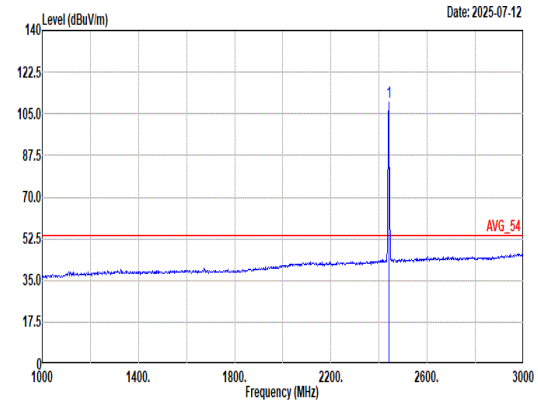 Site : 03CH16-HY Condition: AVG_54 3m 9120D-1522_250327 VERTICAL : RBW:1000.000kHz VBW:24.000kHz SWT:Auto Freq Level Limit Line Margin Read Level Ant Factor Cable Loss Preamp Factor Aux Factor APos TPos Remark MHz dBuV/m dBuV/m dB dBuV dB/m dB dB dB cm deg 1 2440.00 109.77 ------ ------ 104.65 27.70 7.79 30.37 0.00 100 355 Average

Mode	8	
	Band Edge - R	
	2400-2483.5_Bluetooth-LE_GFSK _CH38_2440MHz	
ANT	4	
Pol.	Vertical	Fundamental
Peak	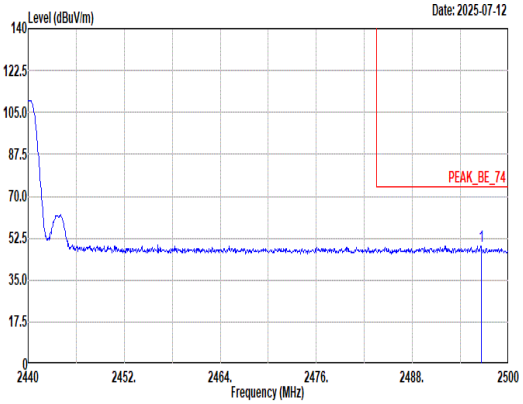 Site : 03CH16-HY Condition: PEAK_BE_74 3m 9120D-1522_250327 VERTICAL : RBW:1000.000kHz VBW:3000.000kHz SWT:Auto Limit Read Ant Cable Preamp Aux APos TPos Freq Level Line Margin Level Factor Loss Factor Factor Remark MHz dBuV/m dBuV/m dB dBuV dB/m dB dB dB cm deg 1 2496.58 49.26 74.00 -24.74 43.71 28.00 7.88 30.33 0.00 100 355 Peak	Blank
Avg	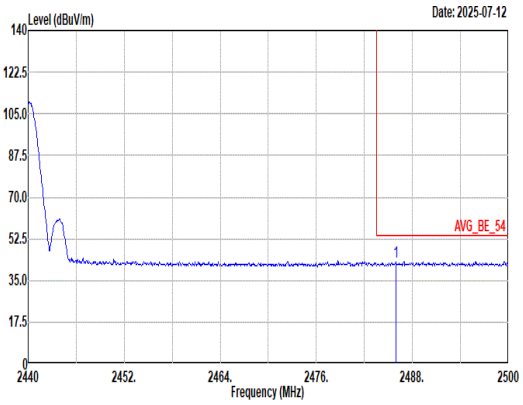 Site : 03CH16-HY Condition: AVG_BE_54 3m 9120D-1522_250327 VERTICAL : RBW:1000.000kHz VBW:24.000kHz SWT:Auto Limit Read Ant Cable Preamp Aux APos TPos Freq Level Line Margin Level Factor Loss Factor Factor Remark MHz dBuV/m dBuV/m dB dBuV dB/m dB dB dB cm deg 1 2485.96 42.94 54.00 -11.06 37.46 27.96 7.86 30.34 0.00 100 355 Average	Blank

Mode	8	
	Harmonic	
	2400-2483.5_Bluetooth-LE_GFSK _CH38_2440MHz	
ANT	4	
Pol.	Horizontal	Vertical
Peak Avg	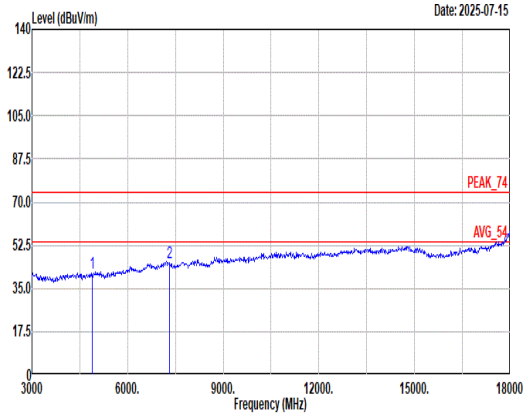 Site : 03CH16-HY Condition: PEAK_74 3m 9120D-1522_250327 HORIZONTAL Freq Level Limit Line Margin Read Level Ant Factor Cable Loss Preamp Factor Aux Factor APos TPos Remark MHz dBuV/m dBuV/m dB dBuV dB/m dB dB dB cm deg 1 4880.00 41.14 74.00 -32.86 63.21 32.82 11.05 66.34 0.40 -- -- Peak 2 7320.00 45.51 74.00 -28.49 60.59 37.08 13.29 65.76 0.31 -- -- Peak	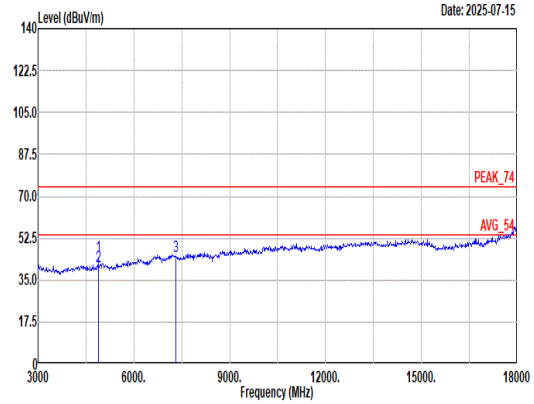 Site : 03CH16-HY Condition: PEAK_74 3m 9120D-1522_250327 VERTICAL Freq Level Limit Line Margin Read Level Ant Factor Cable Loss Preamp Factor Aux Factor APos TPos Remark MHz dBuV/m dBuV/m dB dBuV dB/m dB dB dB cm deg 1 4880.00 44.91 74.00 -29.09 66.93 32.86 11.05 66.33 0.40 210 345 Peak 2 4880.00 40.80 54.00 -13.20 62.87 32.82 11.05 66.34 0.40 210 345 Average 3 7320.00 44.78 74.00 -29.22 59.86 37.08 13.29 65.76 0.31 -- -- Peak

Mode	8	
	Harmonic	
	2400-2483.5_Bluetooth-LE_GFSK _CH38_2440MHz	
ANT	4	
Pol.	Horizontal	Vertical
14.47G ~14.5G Avg	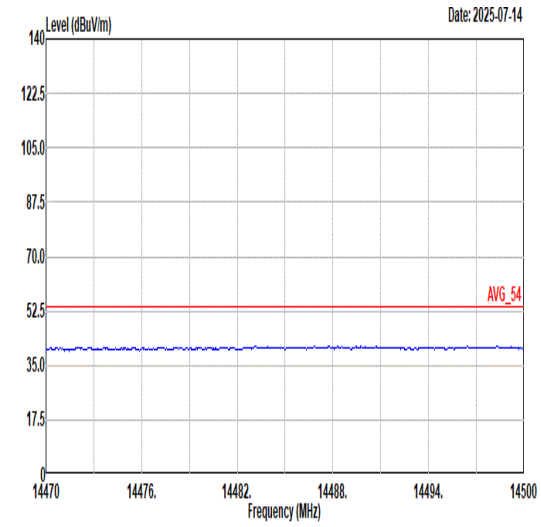 Site : 03CH16-HY Condition: AVG_54 3m 9120D-1522_250327 HORIZONTAL	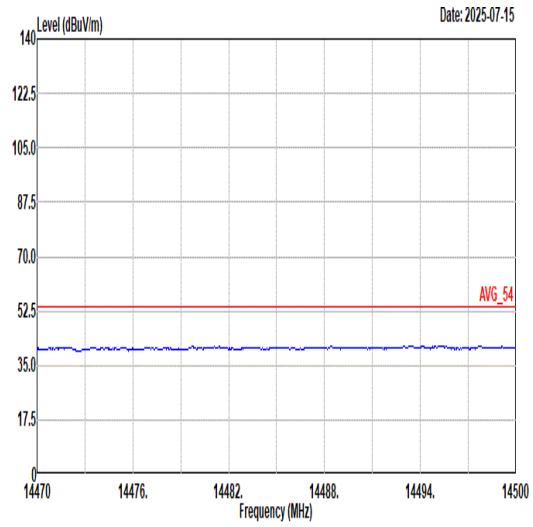 Site : 03CH16-HY Condition: AVG_54 3m 9120D-1522_250327 VERTICAL
17.7G ~18G Avg	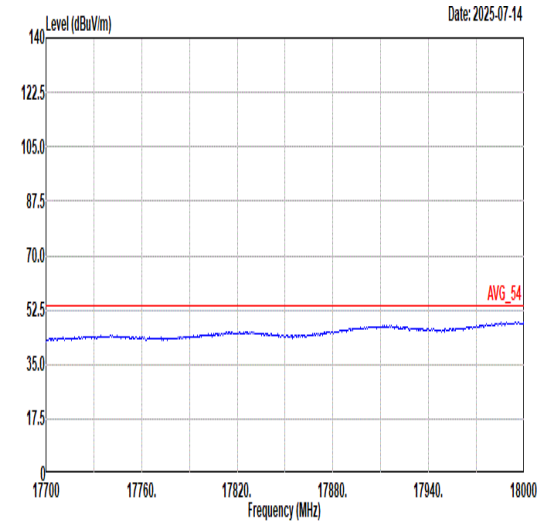 Site : 03CH16-HY Condition: AVG_54 3m 9120D-1522_250327 HORIZONTAL	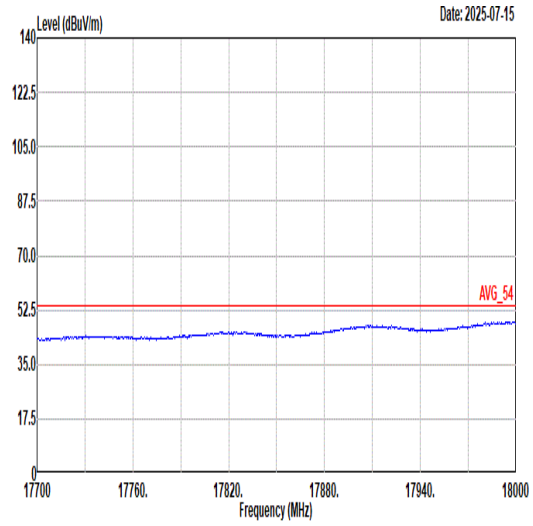 Site : 03CH16-HY Condition: AVG_54 3m 9120D-1522_250327 VERTICAL

Mode	9	
	Band Edge	
	2400-2483.5_Bluetooth-LE_GFSK _CH76_2478MHz	
ANT	4	
Pol.	Horizontal	Fundamental
Peak	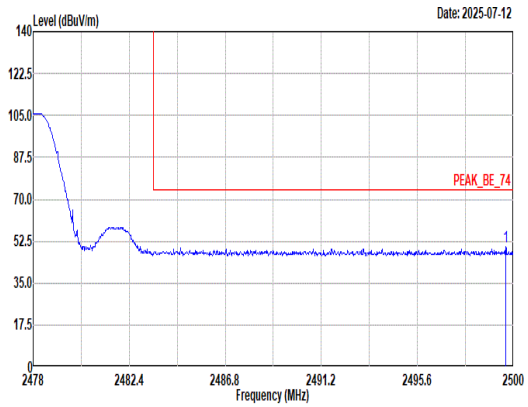 Site : 03CH16-HY Condition: PEAK_BE_74 3m 9120D-1522_250327 HORIZONTAL : RBW:1000.000kHz VBW:3000.000kHz SWT:Auto Freq Level Limit Line Margin Read Level Ant Factor Cable Loss Preamp Factor Aux Factor APos TPos Remark MHz dBuV/m dBuV/m dB dBuV dB/m dB dB dB cm deg 1 2499.65 50.02 74.00 -23.98 44.47 28.00 7.88 30.33 0.00 114 360 Peak	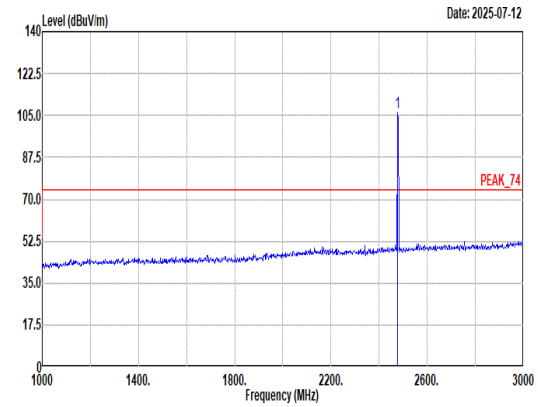 Site : 03CH16-HY Condition: PEAK_74 3m 9120D-1522_250327 HORIZONTAL : RBW:1000.000kHz VBW:3000.000kHz SWT:Auto Freq Level Limit Line Margin Read Level Ant Factor Cable Loss Preamp Factor Aux Factor APos TPos Remark MHz dBuV/m dBuV/m dB dBuV dB/m dB dB dB cm deg 1 2478.00 106.12 ------ ------ 100.74 27.88 7.85 30.35 0.00 114 360 Peak
Avg	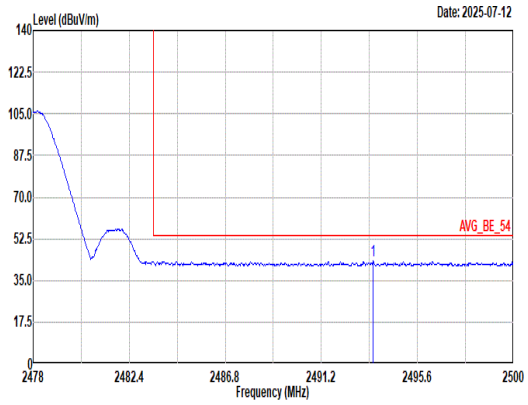 Site : 03CH16-HY Condition: AVG_BE_54 3m 9120D-1522_250327 HORIZONTAL : RBW:1000.000kHz VBW:24.000kHz SWT:Auto Freq Level Limit Line Margin Read Level Ant Factor Cable Loss Preamp Factor Aux Factor APos TPos Remark MHz dBuV/m dBuV/m dB dBuV dB/m dB dB dB cm deg 1 2493.58 43.45 54.00 -10.55 37.90 28.00 7.88 30.33 0.00 114 360 Average	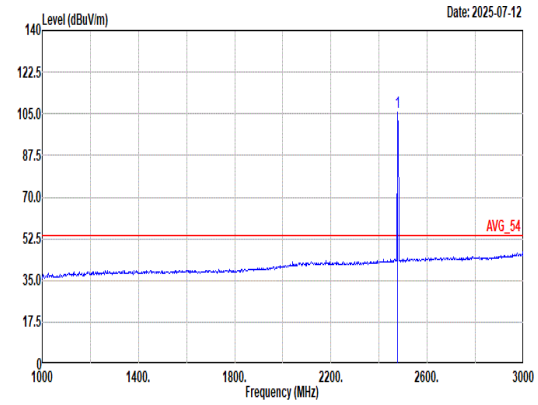 Site : 03CH16-HY Condition: AVG_54 3m 9120D-1522_250327 HORIZONTAL : RBW:1000.000kHz VBW:24.000kHz SWT:Auto Freq Level Limit Line Margin Read Level Ant Factor Cable Loss Preamp Factor Aux Factor APos TPos Remark MHz dBuV/m dBuV/m dB dBuV dB/m dB dB dB cm deg 1 2478.00 105.89 ------ ------ 100.51 27.88 7.85 30.35 0.00 114 360 Average

Mode	9	
	Band Edge	
	2400-2483.5_Bluetooth-LE_GFSK _CH76_2478MHz	
ANT	4	
Pol.	Vertical	Fundamental
Peak	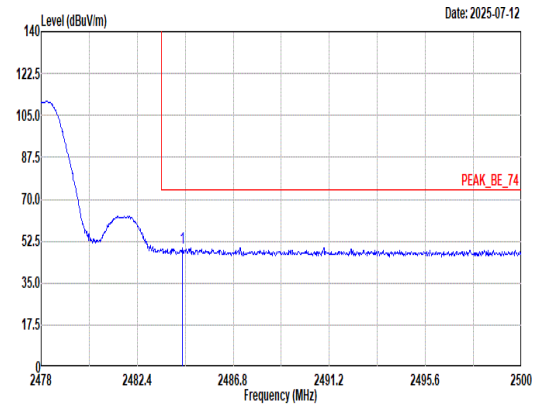 Site : 03CH16-HY Condition: PEAK_BE_74 3m 9120D-1522_250327 VERTICAL : RBW:1000.000kHz VBW:3000.000kHz SWT:Auto Freq Level Limit Line Margin Read Level Ant Factor Cable Loss Preamp Factor Aux Factor APos TPos Remark MHz dBuV/m dBuV/m dB dBuV dB/m dB dB dB cm deg 1 2484.47 49.62 74.00 -24.38 44.16 27.94 7.86 30.34 0.00 108 308 Peak	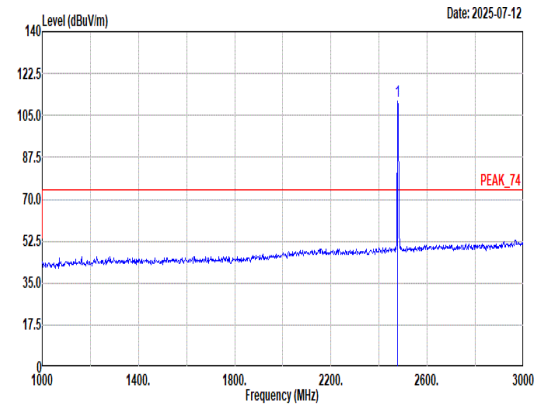 Site : 03CH16-HY Condition: PEAK_74 3m 9120D-1522_250327 VERTICAL : RBW:1000.000kHz VBW:3000.000kHz SWT:Auto Freq Level Limit Line Margin Read Level Ant Factor Cable Loss Preamp Factor Aux Factor APos TPos Remark MHz dBuV/m dBuV/m dB dBuV dB/m dB dB dB cm deg 1 2478.00 111.09 ------ ------ 105.71 27.88 7.85 30.35 0.00 108 308 Peak
Avg	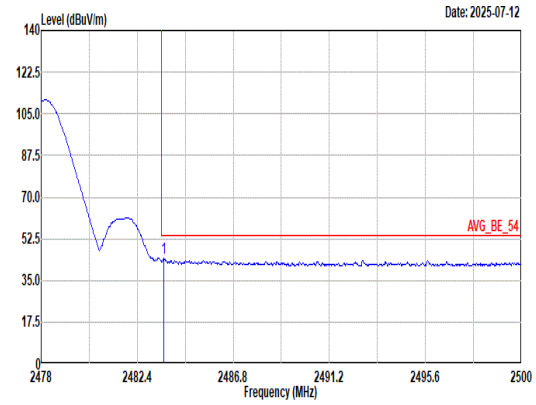 Site : 03CH16-HY Condition: AVG_BE_54 3m 9120D-1522_250327 VERTICAL : RBW:1000.000kHz VBW:24.000kHz SWT:Auto Freq Level Limit Line Margin Read Level Ant Factor Cable Loss Preamp Factor Aux Factor APos TPos Remark MHz dBuV/m dBuV/m dB dBuV dB/m dB dB dB cm deg 1 2483.63 44.13 54.00 -9.87 38.67 27.94 7.86 30.34 0.00 108 308 Average	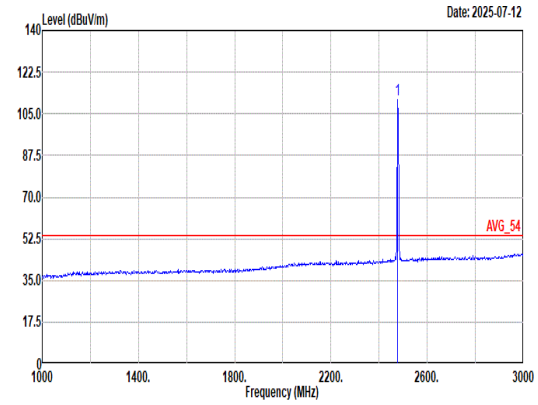 Site : 03CH16-HY Condition: AVG_54 3m 9120D-1522_250327 VERTICAL : RBW:1000.000kHz VBW:24.000kHz SWT:Auto Freq Level Limit Line Margin Read Level Ant Factor Cable Loss Preamp Factor Aux Factor APos TPos Remark MHz dBuV/m dBuV/m dB dBuV dB/m dB dB dB cm deg 1 2478.00 110.78 ------ ------ 105.40 27.88 7.85 30.35 0.00 108 308 Average

Mode	9	
	Harmonic	
	2400-2483.5_Bluetooth-LE_GFSK _CH76_2478MHz	
ANT	4	
Pol.	Horizontal	Vertical
Peak Avg	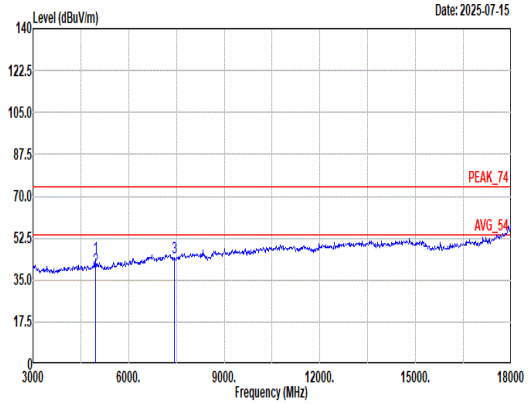 Site : 03CH16-HY Condition: PEAK_74 3m 9120D-1522_250327 HORIZONTAL Freq Level Limit Line Margin Read Level Ant Factor Cable Loss Preamp Factor Aux Factor APos TPos Remark MHz dBuV/m dBuV/m dB dBuV dB/m dB dB dB cm deg 1 4956.00 44.26 74.00 -29.74 65.86 33.21 11.06 66.28 0.41 400 48 Peak 2 4956.00 39.54 54.00 -14.46 61.14 33.21 11.06 66.28 0.41 400 48 Average 3 7434.00 44.14 74.00 -29.86 59.60 36.55 13.37 65.76 0.38 -- -- Peak	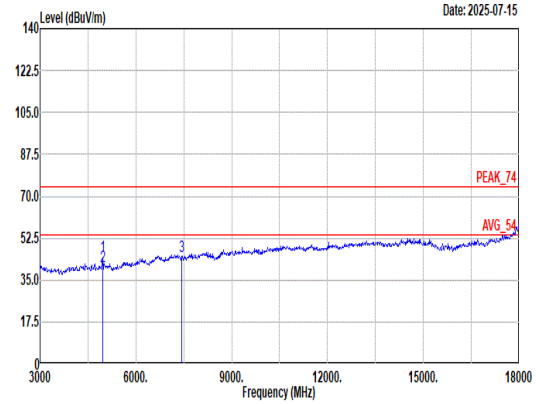 Site : 03CH16-HY Condition: PEAK_74 3m 9120D-1522_250327 VERTICAL Freq Level Limit Line Margin Read Level Ant Factor Cable Loss Preamp Factor Aux Factor APos TPos Remark MHz dBuV/m dBuV/m dB dBuV dB/m dB dB dB cm deg 1 4956.00 45.11 74.00 -28.89 66.71 33.21 11.06 66.28 0.41 300 36 Peak 2 4956.00 40.93 54.00 -13.07 62.53 33.21 11.06 66.28 0.41 300 36 Average 3 7434.00 44.95 74.00 -29.05 60.41 36.55 13.37 65.76 0.38 -- -- Peak

Mode	9	
	Harmonic	
	2400-2483.5_Bluetooth-LE_GFSK _CH76_2478MHz	
ANT	4	
Pol.	Horizontal	Vertical
14.47G ~14.5G Avg	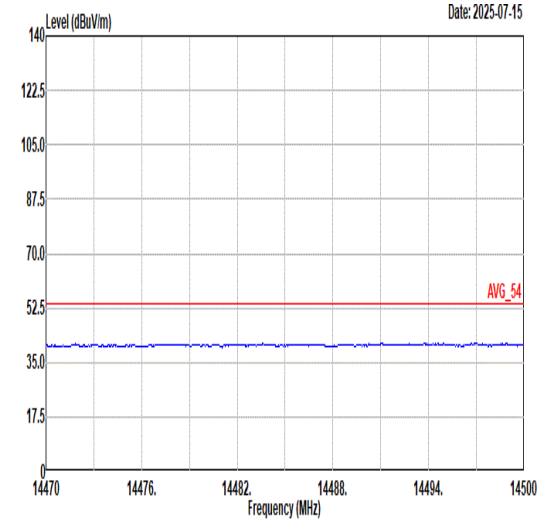 Site : 03CH16-HY Condition: AVG_54 3m 9120D-1522_250327 HORIZONTAL	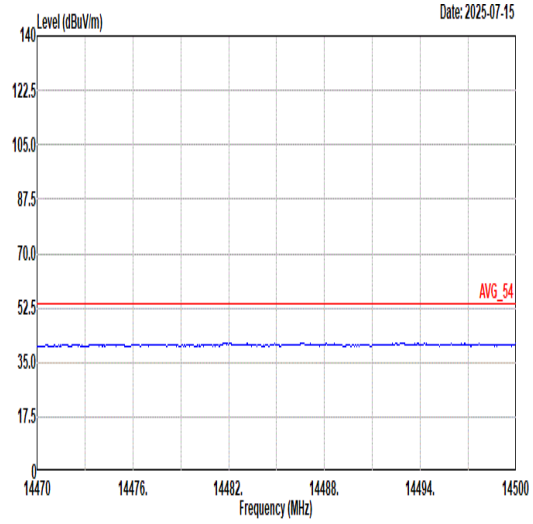 Site : 03CH16-HY Condition: AVG_54 3m 9120D-1522_250327 VERTICAL
17.7G ~18G Avg	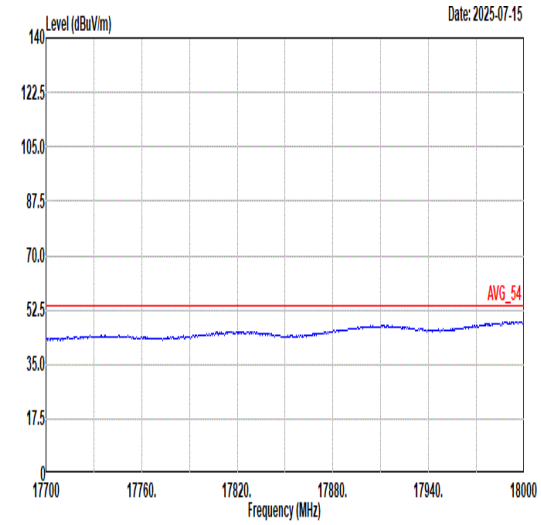 Site : 03CH16-HY Condition: AVG_54 3m 9120D-1522_250327 HORIZONTAL	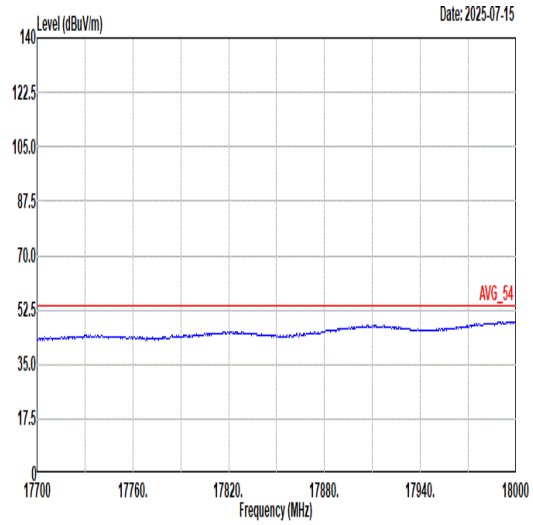 Site : 03CH16-HY Condition: AVG_54 3m 9120D-1522_250327 VERTICAL

C4-1. Radiated Spurious Emission Test Modes

Mode	Band (MHz)	Antenna	Modulation	Channel	Frequency	Data Rate	RU	Remark
Mode 10	2400-2483.5	4	Bluetooth-LE_GFSK	02	2404	2Mbps	-	-
Mode 11	2400-2483.5	4	Bluetooth-LE_GFSK	38	2440	2Mbps	-	-
Mode 12	2400-2483.5	4	Bluetooth-LE_GFSK	76	2478	2Mbps	-	-
Mode 15	2400-2483.5	4	Bluetooth-LE_GFSK	76	2478	2Mbps	-	LF
Mode 16	2400-2483.5	4	Bluetooth-LE_GFSK	76	2478	2Mbps	-	SHF

C4-2. Summary of each worse mode

Mode	Modulation	Ch.	Freq. (MHz)	Level (dBuV/m)	Limit (dBuV/m)	Margin (dB)	Pol.	Peak Avg.	Result	RU	Remark
10	Bluetooth-LE_GFSK	02	2388.96	43.69	54.00	-10.31	V	Avg.	Pass	-	Band Edge
	Bluetooth-LE_GFSK	02	4808.00	40.71	74.00	-33.29	V	Peak	Pass	-	Harmonic
11	Bluetooth-LE_GFSK	38	2493.58	44.16	54.00	-9.84	V	Avg.	Pass	-	Band Edge
	Bluetooth-LE_GFSK	38	7320.00	45.39	74.00	-28.61	V	Peak	Pass	-	Harmonic
12	Bluetooth-LE_GFSK	76	2483.54	48.58	54.00	-5.42	V	Avg.	Pass	-	Band Edge
	Bluetooth-LE_GFSK	76	7434.00	44.54	74.00	-29.46	V	Peak	Pass	-	Harmonic
15	LF	76	195.87	37.27	43.50	-6.23	H	Peak	Pass	-	LF
16	SHF	76	24624.00	38.44	74.00	-35.56	V	Peak	Pass	-	SHF

Mode	10	
	Band Edge	
	2400-2483.5_Bluetooth-LE_GFSK _CH02_2404MHz	
ANT	4	
Pol.	Horizontal	Fundamental
Peak	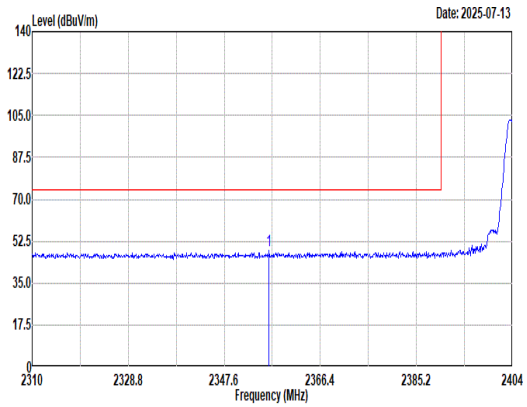 Site : 03CH16-HY Condition: PEAK_BE_74 3m 9120D-1522_250327 HORIZONTAL : RBW:1000.000kHz VBW:3000.000kHz SWT:Auto Freq Level Limit Line Margin Read Level Ant Factor Cable Loss Preamp Factor Aux Factor APos TPos Remark MHz dBuV/m dBuV/m dB dBuV dB/m dB dB dB cm deg 1 2356.34 48.53 74.00 -25.47 44.01 27.30 7.66 30.44 0.00 118 353 Peak	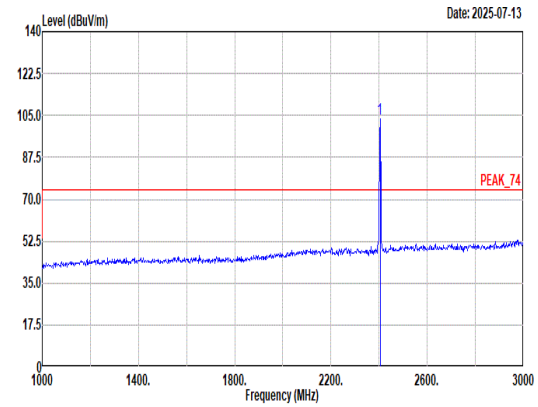 Site : 03CH16-HY Condition: PEAK_74 3m 9120D-1522_250327 HORIZONTAL : RBW:1000.000kHz VBW:3000.000kHz SWT:Auto Freq Level Limit Line Margin Read Level Ant Factor Cable Loss Preamp Factor Aux Factor APos TPos Remark MHz dBuV/m dBuV/m dB dBuV dB/m dB dB dB cm deg 1 2404.00 103.63 ------ ------ 98.69 27.60 7.74 30.40 0.00 118 353 Peak
Avg	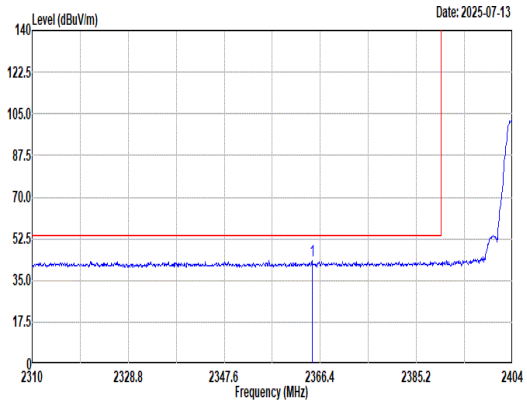 Site : 03CH16-HY Condition: AVG_BE_54 3m 9120D-1522_250327 HORIZONTAL : RBW:1000.000kHz VBW:36.000kHz SWT:Auto Freq Level Limit Line Margin Read Level Ant Factor Cable Loss Preamp Factor Aux Factor APos TPos Remark MHz dBuV/m dBuV/m dB dBuV dB/m dB dB dB cm deg 1 2364.80 43.34 54.00 -10.66 38.80 27.30 7.67 30.43 0.00 118 353 Average	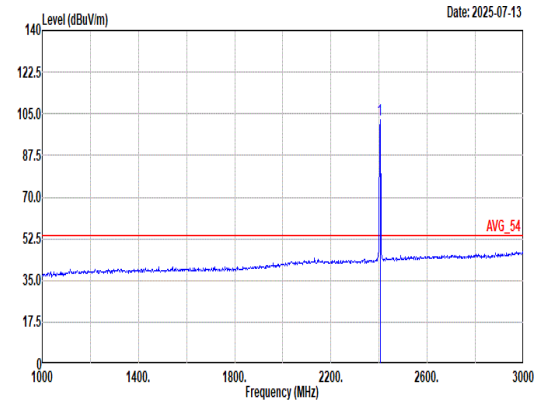 Site : 03CH16-HY Condition: AVG_54 3m 9120D-1522_250327 HORIZONTAL : RBW:1000.000kHz VBW:36.000kHz SWT:Auto Freq Level Limit Line Margin Read Level Ant Factor Cable Loss Preamp Factor Aux Factor APos TPos Remark MHz dBuV/m dBuV/m dB dBuV dB/m dB dB dB cm deg 1 2404.00 102.68 ------ ------ 97.74 27.60 7.74 30.40 0.00 118 353 Average

Mode	10	
	Band Edge	
	2400-2483.5_Bluetooth-LE_GFSK _CH02_2404MHz	
ANT	4	
Pol.	Vertical	Fundamental
Peak	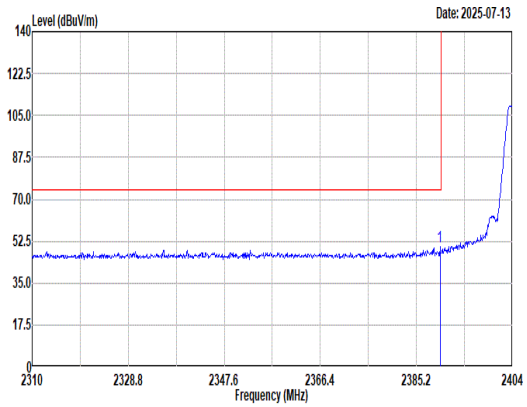 Site : 03CH16-HY Condition: PEAK_BE_74 3m 9120D-1522_250327 VERTICAL : RBW:1000.000kHz VBW:3000.000kHz SWT:Auto Freq Level Limit Line Margin Read Level Ant Factor Cable Loss Preamp Factor Aux Factor APos TPos Remark MHz dBuV/m dBuV/m dB dBuV dB/m dB dB dB cm deg 1 2389.81 50.01 74.00 -23.99 45.21 27.50 7.71 30.41 0.00 100 276 Peak	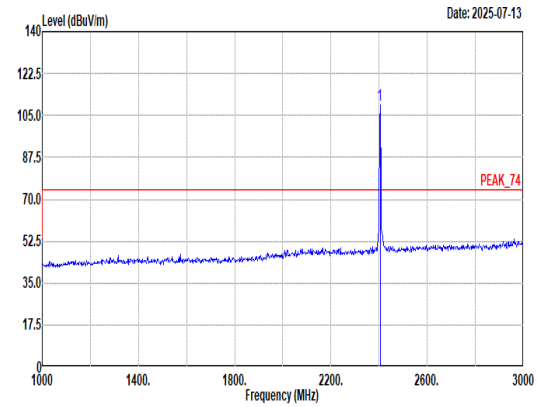 Site : 03CH16-HY Condition: PEAK_74 3m 9120D-1522_250327 VERTICAL : RBW:1000.000kHz VBW:3000.000kHz SWT:Auto Freq Level Limit Line Margin Read Level Ant Factor Cable Loss Preamp Factor Aux Factor APos TPos Remark MHz dBuV/m dBuV/m dB dBuV dB/m dB dB dB cm deg 1 2404.00 109.35 ------ ------ 104.41 27.60 7.74 30.40 0.00 100 276 Peak
Avg	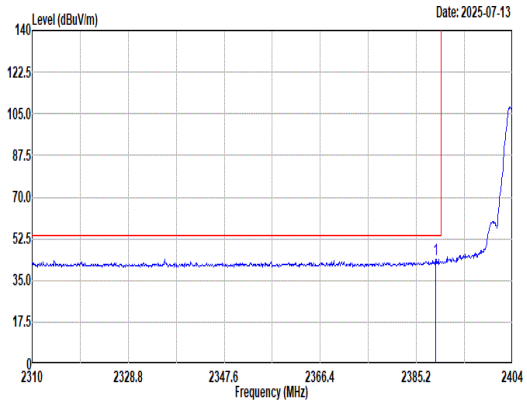 Site : 03CH16-HY Condition: AVG_BE_54 3m 9120D-1522_250327 VERTICAL : RBW:1000.000kHz VBW:36.000kHz SWT:Auto Freq Level Limit Line Margin Read Level Ant Factor Cable Loss Preamp Factor Aux Factor APos TPos Remark MHz dBuV/m dBuV/m dB dBuV dB/m dB dB dB cm deg 1 2388.96 43.69 54.00 -10.31 38.91 27.48 7.71 30.41 0.00 100 276 Average	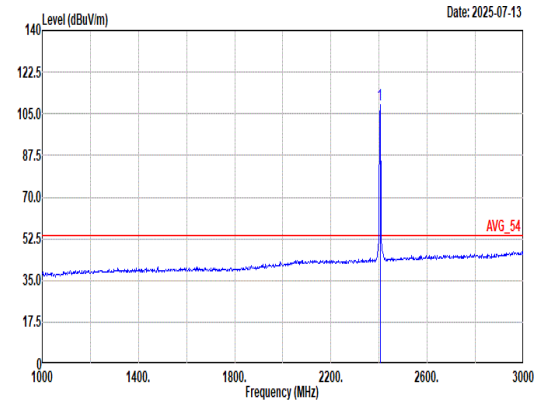 Site : 03CH16-HY Condition: AVG_54 3m 9120D-1522_250327 VERTICAL : RBW:1000.000kHz VBW:36.000kHz SWT:Auto Freq Level Limit Line Margin Read Level Ant Factor Cable Loss Preamp Factor Aux Factor APos TPos Remark MHz dBuV/m dBuV/m dB dBuV dB/m dB dB dB cm deg 1 2404.00 108.71 ------ ------ 103.77 27.60 7.74 30.40 0.00 100 276 Average

Mode	10	
	Harmonic	
	2400-2483.5_Bluetooth-LE_GFSK _CH02_2404MHz	
ANT	4	
Pol.	Horizontal	Vertical
Peak Avg	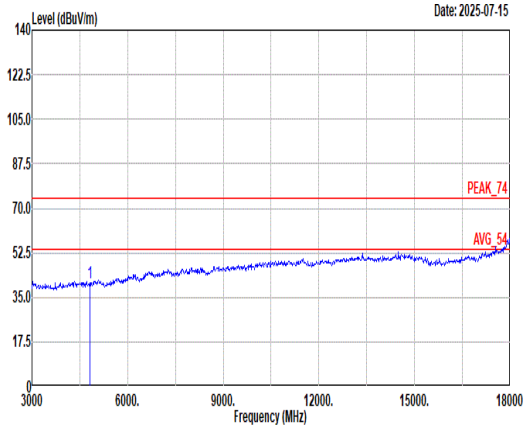 Site : 03CH16-HY Condition: PEAK_74 3m 9120D-1522_250327 HORIZONTAL Freq Level Limit Line Margin Read Level Ant Factor Cable Loss Preamp Factor Aux Factor APos TPos Remark MHz dBuV/m dBuV/m dB dBuV dB/m dB dB dB cm deg 1 4808.00 40.64 74.00 -33.36 63.04 32.56 11.04 66.39 0.39 -- -- Peak	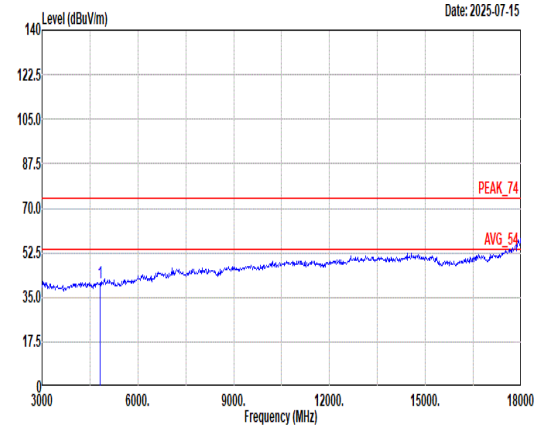 Site : 03CH16-HY Condition: PEAK_74 3m 9120D-1522_250327 VERTICAL Freq Level Limit Line Margin Read Level Ant Factor Cable Loss Preamp Factor Aux Factor APos TPos Remark MHz dBuV/m dBuV/m dB dBuV dB/m dB dB dB cm deg 1 4808.00 40.71 74.00 -33.29 63.11 32.56 11.04 66.39 0.39 -- -- Peak

Mode	10	
	Harmonic	
	2400-2483.5_Bluetooth-LE_GFSK _CH02_2404MHz	
ANT	4	
Pol.	Horizontal	Vertical
14.47G ~14.5G Avg	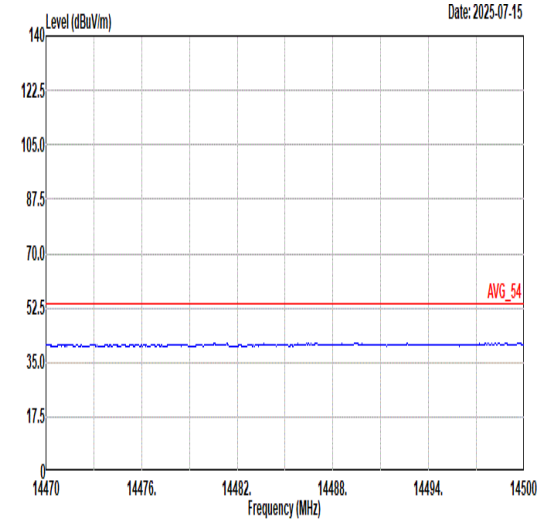 Site : 03CH16-HY Condition: AVG_54 3m 9120D-1522_250327 HORIZONTAL	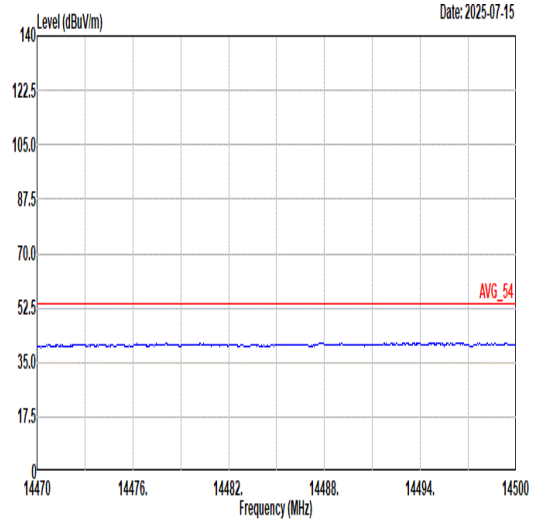 Site : 03CH16-HY Condition: AVG_54 3m 9120D-1522_250327 VERTICAL
17.7G ~18G Avg	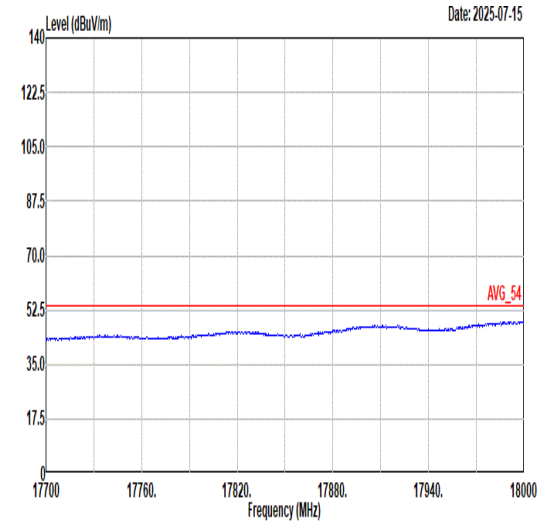 Site : 03CH16-HY Condition: AVG_54 3m 9120D-1522_250327 HORIZONTAL	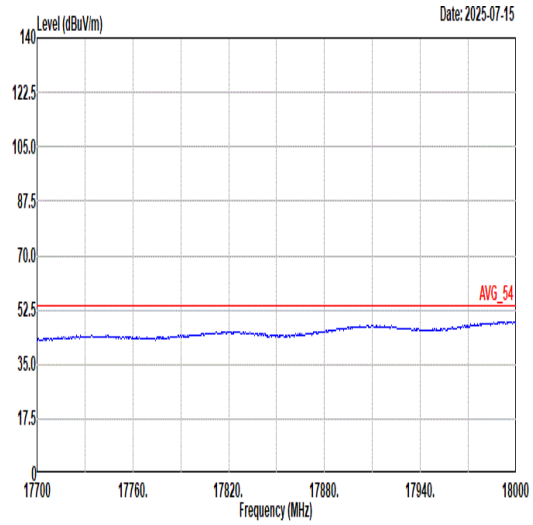 Site : 03CH16-HY Condition: AVG_54 3m 9120D-1522_250327 VERTICAL

Mode	11	
	Band Edge - L	
	2400-2483.5_Bluetooth-LE_GFSK _CH38_2440MHz	
ANT	4	
Pol.	Horizontal	Fundamental
Peak	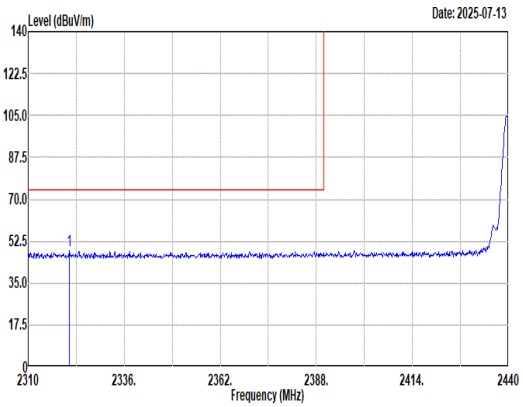 Site : 03CH16-HY Condition: PEAK_BE_74 3m 9120D-1522_250327 HORIZONTAL : RBW:1000.000kHz VBW:3000.000kHz SWT:Auto Freq Level Limit Line Margin Read Level Ant Factor Cable Loss Preamp Factor Aux Factor APos TPos Remark MHz dBuV/m dBuV/m dB dBuV dB/m dB dB dB cm deg 1 2321.18 48.60 74.00 -25.40 44.17 27.29 7.60 30.46 0.00 117 354 Peak	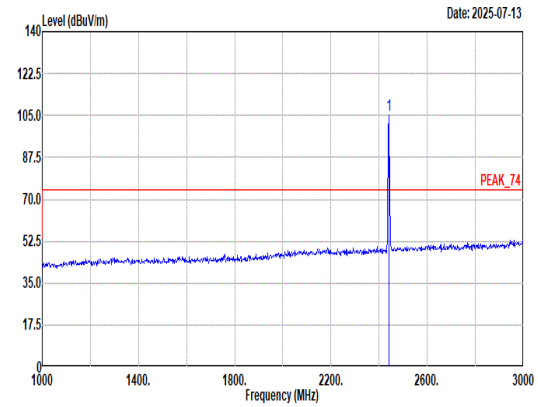 Site : 03CH16-HY Condition: PEAK_74 3m 9120D-1522_250327 HORIZONTAL : RBW:1000.000kHz VBW:3000.000kHz SWT:Auto Freq Level Limit Line Margin Read Level Ant Factor Cable Loss Preamp Factor Aux Factor APos TPos Remark MHz dBuV/m dBuV/m dB dBuV dB/m dB dB dB cm deg 1 2440.00 105.05 ------ ------ 99.93 27.70 7.79 30.37 0.00 117 354 Peak
Avg	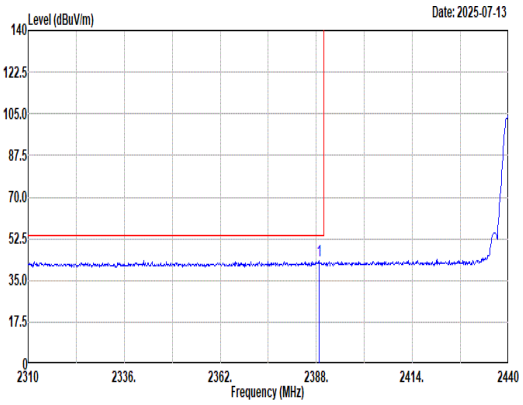 Site : 03CH16-HY Condition: AVG_BE_54 3m 9120D-1522_250327 HORIZONTAL : RBW:1000.000kHz VBW:36.000kHz SWT:Auto Freq Level Limit Line Margin Read Level Ant Factor Cable Loss Preamp Factor Aux Factor APos TPos Remark MHz dBuV/m dBuV/m dB dBuV dB/m dB dB dB cm deg 1 2388.78 43.07 54.00 -10.93 38.29 27.48 7.71 30.41 0.00 117 354 Average	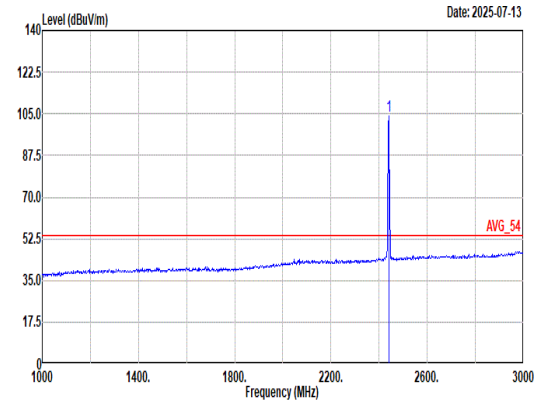 Site : 03CH16-HY Condition: AVG_54 3m 9120D-1522_250327 HORIZONTAL : RBW:1000.000kHz VBW:36.000kHz SWT:Auto Freq Level Limit Line Margin Read Level Ant Factor Cable Loss Preamp Factor Aux Factor APos TPos Remark MHz dBuV/m dBuV/m dB dBuV dB/m dB dB dB cm deg 1 2440.00 104.20 ------ ------ 99.08 27.70 7.79 30.37 0.00 117 354 Average

Mode	11	
	Band Edge - R	
	2400-2483.5_Bluetooth-LE_GFSK _CH38_2440MHz	
ANT	4	
Pol.	Horizontal	Fundamental
Peak	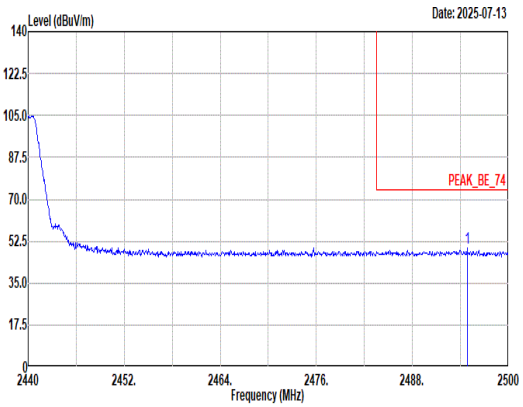 Site : 03CH16-HY Condition: PEAK_BE_74 3m 9120D-1522_250327 HORIZONTAL : RBW:1000.000kHz VBW:3000.000kHz SWT:Auto Freq Level Limit Line Margin Read Level Ant Factor Cable Loss Preamp Factor Aux Factor APos TPos Remark MHz dBuV/m dBuV/m dB dBuV dB/m dB dB dB cm deg 1 2494.84 49.50 74.00 -24.50 43.95 28.00 7.88 30.33 0.00 117 354 Peak	Blank
Avg	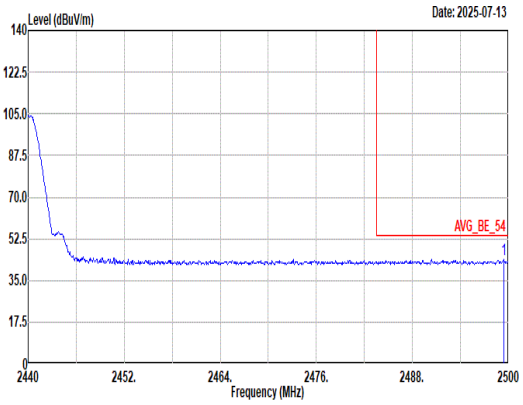 Site : 03CH16-HY Condition: AVG_BE_54 3m 9120D-1522_250327 HORIZONTAL : RBW:1000.000kHz VBW:36.000kHz SWT:Auto Freq Level Limit Line Margin Read Level Ant Factor Cable Loss Preamp Factor Aux Factor APos TPos Remark MHz dBuV/m dBuV/m dB dBuV dB/m dB dB dB cm deg 1 2499.40 43.67 54.00 -10.33 38.12 28.00 7.88 30.33 0.00 117 354 Average	Blank

Mode	11	
	Band Edge - L	
	2400-2483.5_Bluetooth-LE_GFSK _CH38_2440MHz	
ANT	4	
Pol.	Vertical	Fundamental
Peak	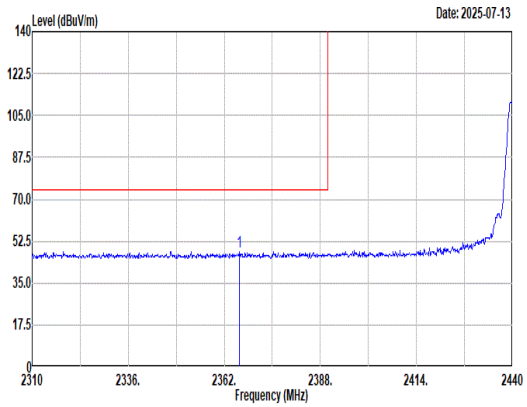 Site : 03CH16-HY Condition: PEAK_BE_74 3m 9120D-1522_250327 VERTICAL : RBW:1000.000kHz VBW:3000.000kHz SWT:Auto Freq Level Limit Line Margin Read Level Ant Factor Cable Loss Preamp Factor Aux Factor APos TPos Remark MHz dBuV/m dBuV/m dB dBuV dB/m dB dB dB cm deg 1 2366.03 48.11 74.00 -25.89 43.57 27.30 7.67 30.43 0.00 100 350 Peak	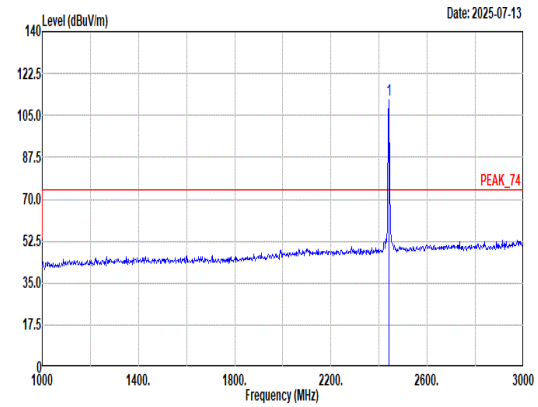 Site : 03CH16-HY Condition: PEAK_74 3m 9120D-1522_250327 VERTICAL : RBW:1000.000kHz VBW:3000.000kHz SWT:Auto Freq Level Limit Line Margin Read Level Ant Factor Cable Loss Preamp Factor Aux Factor APos TPos Remark MHz dBuV/m dBuV/m dB dBuV dB/m dB dB dB cm deg 1 2440.00 111.23 ------ ------ 106.11 27.70 7.79 30.37 0.00 100 350 Peak
Avg	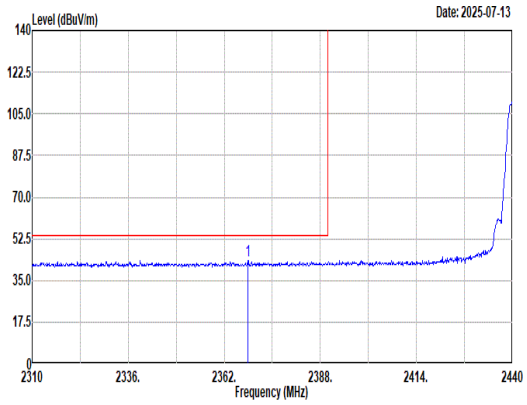 Site : 03CH16-HY Condition: AVG_BE_54 3m 9120D-1522_250327 VERTICAL : RBW:1000.000kHz VBW:36.000kHz SWT:Auto Freq Level Limit Line Margin Read Level Ant Factor Cable Loss Preamp Factor Aux Factor APos TPos Remark MHz dBuV/m dBuV/m dB dBuV dB/m dB dB dB cm deg 1 2368.37 43.30 54.00 -10.70 38.75 27.30 7.68 30.43 0.00 100 350 Average	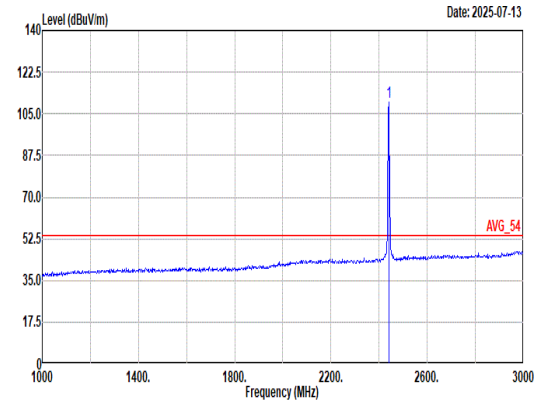 Site : 03CH16-HY Condition: AVG_54 3m 9120D-1522_250327 VERTICAL : RBW:1000.000kHz VBW:36.000kHz SWT:Auto Freq Level Limit Line Margin Read Level Ant Factor Cable Loss Preamp Factor Aux Factor APos TPos Remark MHz dBuV/m dBuV/m dB dBuV dB/m dB dB dB cm deg 1 2440.00 110.12 ------ ------ 105.00 27.70 7.79 30.37 0.00 100 350 Average

Mode	11	
	Band Edge - R	
	2400-2483.5_Bluetooth-LE_GFSK _CH38_2440MHz	
ANT	4	
Pol.	Vertical	Fundamental
Peak	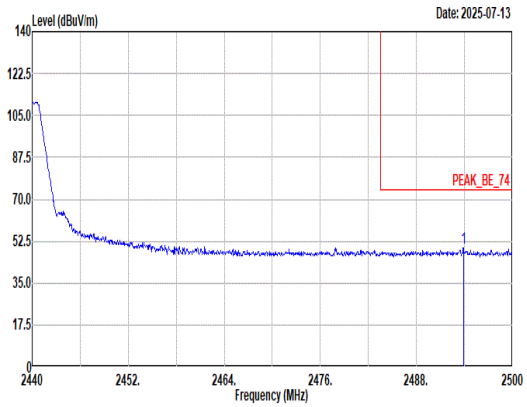 Site : 03CH16-HY Condition: PEAK_BE_74 3m 9120D-1522_250327 VERTICAL : RBW:1000.000kHz VBW:3000.000kHz SWT:Auto Freq Level Limit Line Margin Read Level Ant Factor Cable Loss Preamp Factor Aux Factor APos TPos Remark MHz dBuV/m dBuV/m dB dBuV dB/m dB dB dB cm deg 1 2493.88 49.73 74.00 -24.27 44.18 28.00 7.88 30.33 0.00 100 350 Peak	Blank
Avg	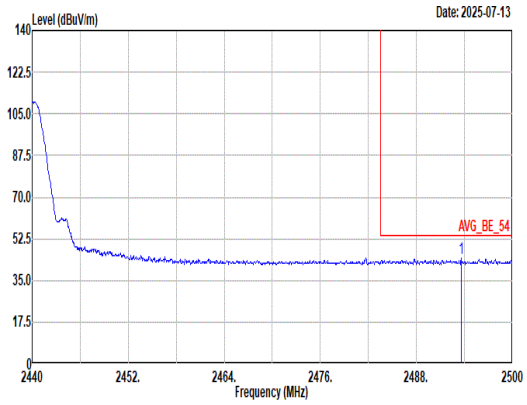 Site : 03CH16-HY Condition: AVG_BE_54 3m 9120D-1522_250327 VERTICAL : RBW:1000.000kHz VBW:36.000kHz SWT:Auto Freq Level Limit Line Margin Read Level Ant Factor Cable Loss Preamp Factor Aux Factor APos TPos Remark MHz dBuV/m dBuV/m dB dBuV dB/m dB dB dB cm deg 1 2493.58 44.16 54.00 -9.84 38.61 28.00 7.88 30.33 0.00 100 350 Average	Blank

Mode	11	
	Harmonic	
	2400-2483.5_Bluetooth-LE_GFSK _CH38_2440MHz	
ANT	4	
Pol.	Horizontal	Vertical
Peak Avg	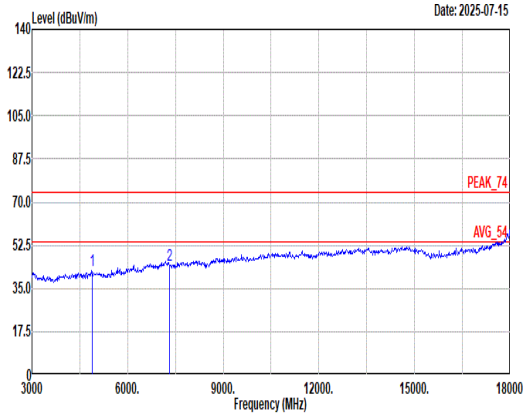 Site : 03CH16-HY Condition: PEAK_74 3m 9120D-1522_250327 HORIZONTAL Freq Level Limit Line Margin Read Level Ant Factor Cable Loss Preamp Factor Aux Factor APos TPos Remark MHz dBuV/m dBuV/m dB dBuV dB/m dB dB dB cm deg 1 4880.00 42.10 74.00 -31.90 64.26 32.74 11.05 66.35 0.40 -- -- Peak 2 7320.00 44.57 74.00 -29.43 59.65 37.08 13.29 65.76 0.31 -- -- Peak	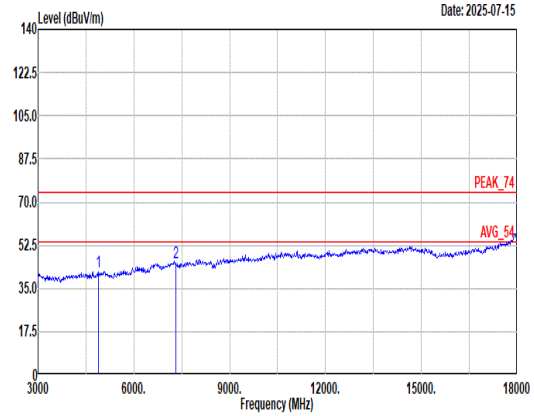 Site : 03CH16-HY Condition: PEAK_74 3m 9120D-1522_250327 VERTICAL Freq Level Limit Line Margin Read Level Ant Factor Cable Loss Preamp Factor Aux Factor APos TPos Remark MHz dBuV/m dBuV/m dB dBuV dB/m dB dB dB cm deg 1 4880.00 41.52 74.00 -32.48 63.54 32.86 11.05 66.33 0.40 -- -- Peak 2 7320.00 45.39 74.00 -28.61 60.39 37.17 13.28 65.75 0.30 -- -- Peak

Mode	11	
	Harmonic	
	2400-2483.5_Bluetooth-LE_GFSK _CH38_2440MHz	
ANT	4	
Pol.	Horizontal	Vertical
14.47G ~14.5G Avg	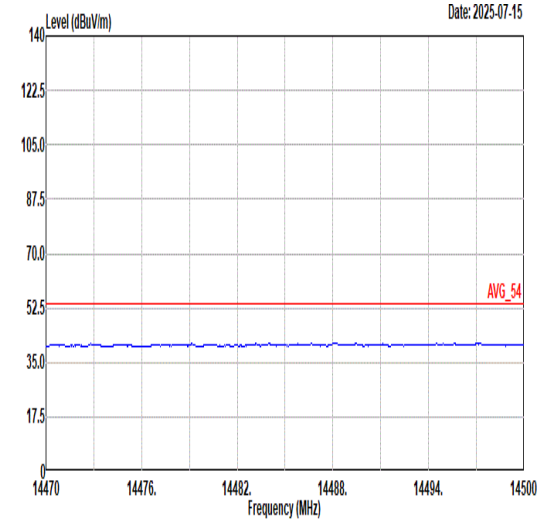 Site : 03CH16-HY Condition: AVG_54 3m 9120D-1522_250327 HORIZONTAL	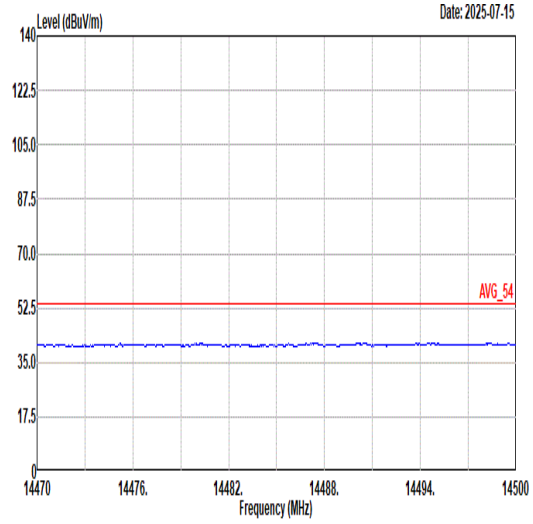 Site : 03CH16-HY Condition: AVG_54 3m 9120D-1522_250327 VERTICAL
17.7G ~18G Avg	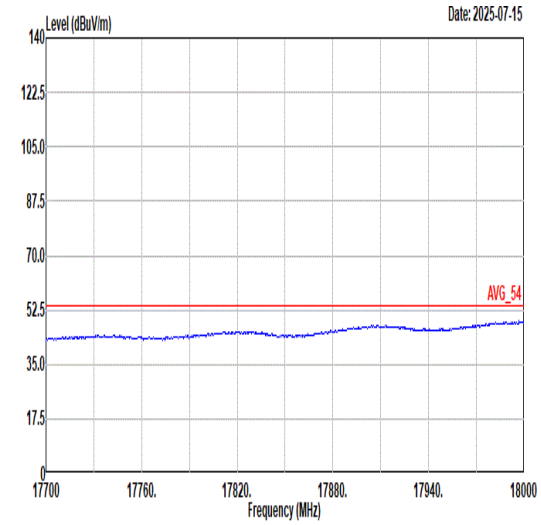 Site : 03CH16-HY Condition: AVG_54 3m 9120D-1522_250327 HORIZONTAL	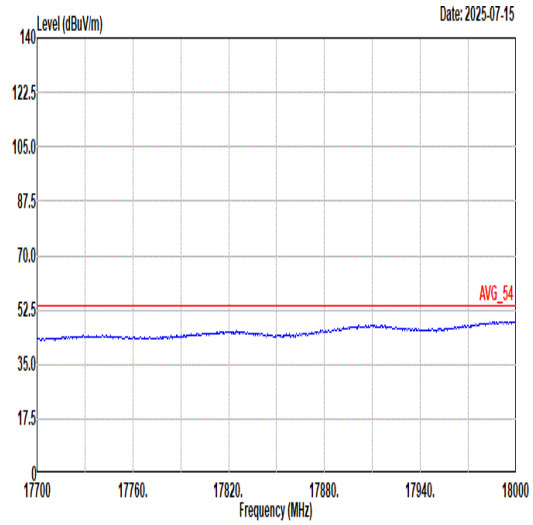 Site : 03CH16-HY Condition: AVG_54 3m 9120D-1522_250327 VERTICAL

Mode	12	
	Band Edge	
	2400-2483.5_Bluetooth-LE_GFSK _CH76_2478MHz	
ANT	4	
Pol.	Horizontal	Fundamental
Peak	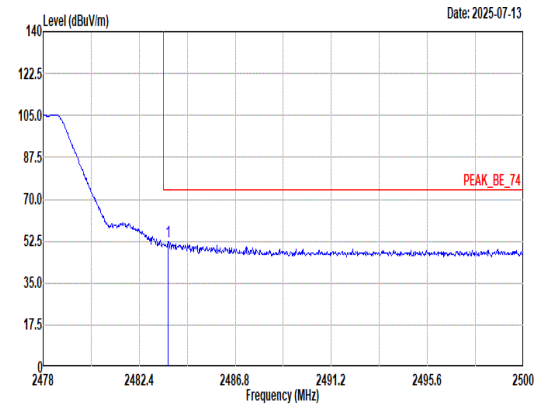 Site : 03CH16-HY Condition: PEAK_BE_74 3m 9120D-1522_250327 HORIZONTAL : RBW:1000.000kHz VBW:3000.000kHz SWT:Auto Freq Level Limit Line Margin Read Level Ant Factor Cable Loss Preamp Factor Aux Factor APos TPos Remark MHz dBuV/m dBuV/m dB dBuV dB/m dB dB dB cm deg 1 2483.72 52.35 74.00 -21.65 46.89 27.94 7.86 30.34 0.00 115 360 Peak	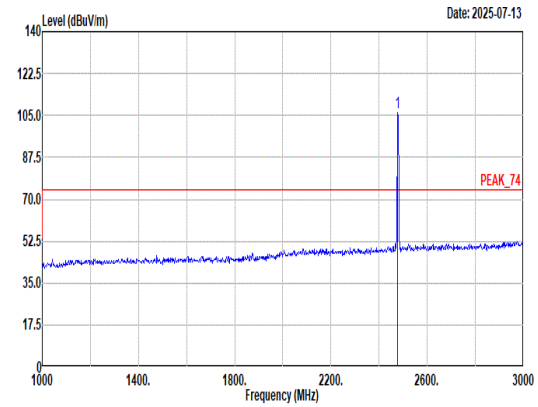 Site : 03CH16-HY Condition: PEAK_74 3m 9120D-1522_250327 HORIZONTAL : RBW:1000.000kHz VBW:3000.000kHz SWT:Auto Freq Level Limit Line Margin Read Level Ant Factor Cable Loss Preamp Factor Aux Factor APos TPos Remark MHz dBuV/m dBuV/m dB dBuV dB/m dB dB dB cm deg 1 2478.00 106.10 ------ ------ 100.72 27.88 7.85 30.35 0.00 115 360 Peak
Avg	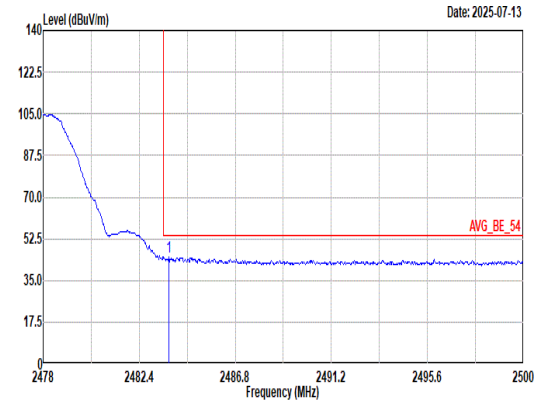 Site : 03CH16-HY Condition: AVG_BE_54 3m 9120D-1522_250327 HORIZONTAL : RBW:1000.000kHz VBW:36.000kHz SWT:Auto Freq Level Limit Line Margin Read Level Ant Factor Cable Loss Preamp Factor Aux Factor APos TPos Remark MHz dBuV/m dBuV/m dB dBuV dB/m dB dB dB cm deg 1 2483.74 44.80 54.00 -9.20 39.34 27.94 7.86 30.34 0.00 115 360 Average	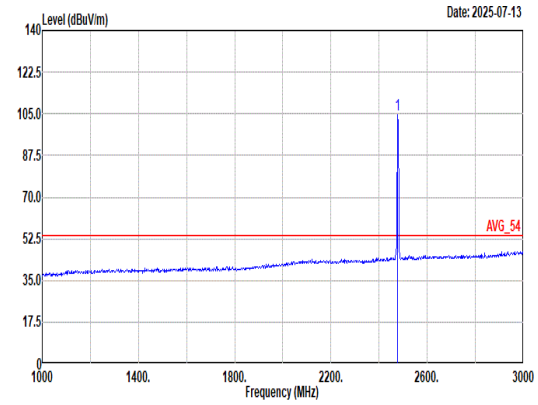 Site : 03CH16-HY Condition: AVG_54 3m 9120D-1522_250327 HORIZONTAL : RBW:1000.000kHz VBW:36.000kHz SWT:Auto Freq Level Limit Line Margin Read Level Ant Factor Cable Loss Preamp Factor Aux Factor APos TPos Remark MHz dBuV/m dBuV/m dB dBuV dB/m dB dB dB cm deg 1 2478.00 104.84 ------ ------ 99.46 27.88 7.85 30.35 0.00 115 360 Average

Mode	12	
	Band Edge	
	2400-2483.5_Bluetooth-LE_GFSK _CH76_2478MHz	
ANT	4	
Pol.	Vertical	Fundamental
Peak	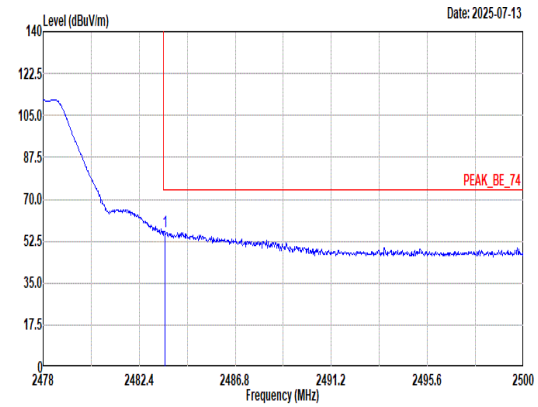 Site : 03CH16-HY Condition: PEAK_BE_74 3m 9120D-1522_250327 VERTICAL : RBW:1000.000kHz VBW:3000.000kHz SWT:Auto Freq Level Limit Line Margin Read Level Ant Factor Cable Loss Preamp Factor Aux Factor APos TPos Remark MHz dBuV/m dBuV/m dB dBuV dB/m dB dB dB cm deg 1 2483.59 56.78 74.00 -17.22 51.32 27.94 7.86 30.34 0.00 110 309 Peak	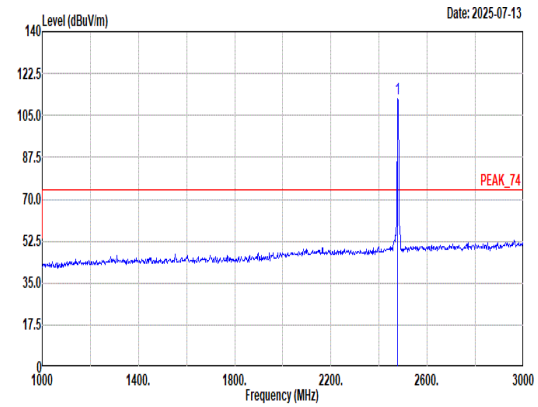 Site : 03CH16-HY Condition: PEAK_74 3m 9120D-1522_250327 VERTICAL : RBW:1000.000kHz VBW:3000.000kHz SWT:Auto Freq Level Limit Line Margin Read Level Ant Factor Cable Loss Preamp Factor Aux Factor APos TPos Remark MHz dBuV/m dBuV/m dB dBuV dB/m dB dB dB cm deg 1 2478.00 112.20 ------ ------ 106.82 27.88 7.85 30.35 0.00 110 309 Peak
Avg	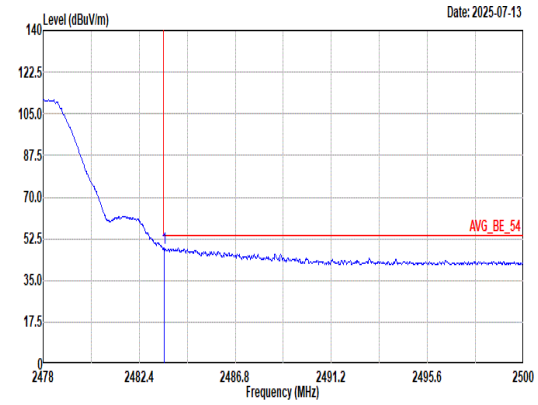 Site : 03CH16-HY Condition: AVG_BE_54 3m 9120D-1522_250327 VERTICAL : RBW:1000.000kHz VBW:36.000kHz SWT:Auto Freq Level Limit Line Margin Read Level Ant Factor Cable Loss Preamp Factor Aux Factor APos TPos Remark MHz dBuV/m dBuV/m dB dBuV dB/m dB dB dB cm deg 1 2483.54 48.58 54.00 -5.42 43.12 27.94 7.86 30.34 0.00 110 309 Average	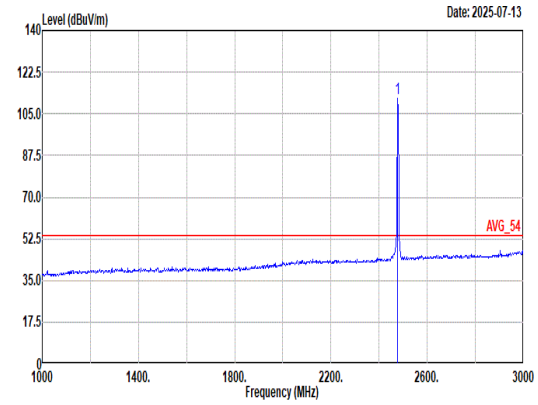 Site : 03CH16-HY Condition: AVG_54 3m 9120D-1522_250327 VERTICAL : RBW:1000.000kHz VBW:36.000kHz SWT:Auto Freq Level Limit Line Margin Read Level Ant Factor Cable Loss Preamp Factor Aux Factor APos TPos Remark MHz dBuV/m dBuV/m dB dBuV dB/m dB dB dB cm deg 1 2478.00 111.26 ------ ------ 105.88 27.88 7.85 30.35 0.00 110 309 Average

Mode	12	
	Harmonic	
	2400-2483.5_Bluetooth-LE_GFSK _CH76_2478MHz	
ANT	4	
Pol.	Horizontal	Vertical
Peak Avg	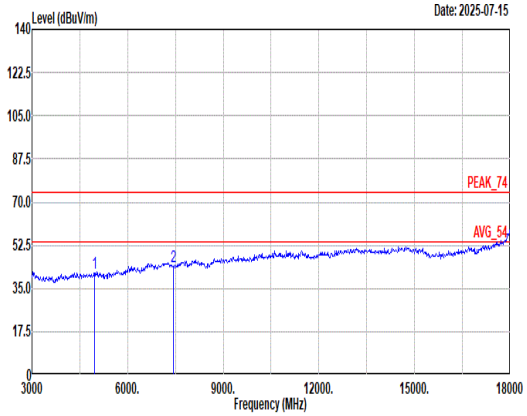 Site : 03CH16-HY Condition: PEAK_74 3m 9120D-1522_250327 HORIZONTAL Freq Level Limit Line Margin Read Level Ant Factor Cable Loss Preamp Factor Aux Factor APos TPos Remark MHz dBuV/m dBuV/m dB dBuV dB/m dB dB dB cm deg 1 4956.00 41.40 74.00 -32.60 62.97 33.23 11.06 66.27 0.41 -- -- Peak 2 7434.00 44.09 74.00 -29.91 59.59 36.52 13.38 65.77 0.37 -- -- Peak	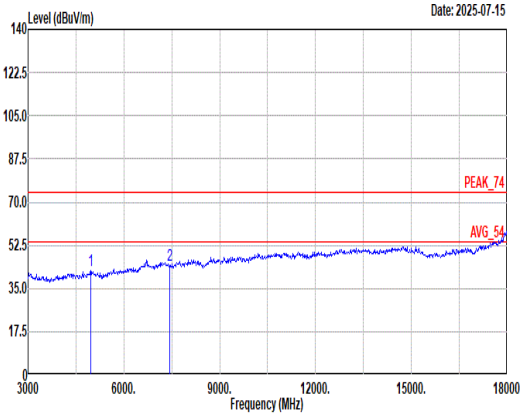 Site : 03CH16-HY Condition: PEAK_74 3m 9120D-1522_250327 VERTICAL Freq Level Limit Line Margin Read Level Ant Factor Cable Loss Preamp Factor Aux Factor APos TPos Remark MHz dBuV/m dBuV/m dB dBuV dB/m dB dB dB cm deg 1 4956.00 42.30 74.00 -31.70 63.87 33.23 11.06 66.27 0.41 -- -- Peak 2 7434.00 44.54 74.00 -29.46 60.00 36.55 13.37 65.76 0.38 -- -- Peak

Mode	12	
	Harmonic	
	2400-2483.5_Bluetooth-LE_GFSK _CH76_2478MHz	
ANT	4	
Pol.	Horizontal	Vertical
14.47G ~14.5G Avg	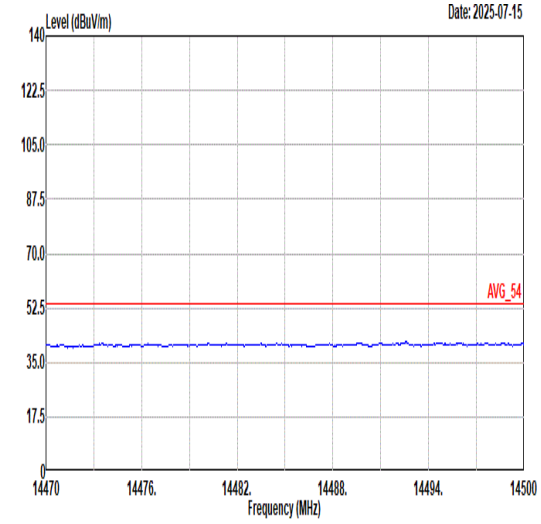 Site : 03CH16-HY Condition: AVG_54 3m 9120D-1522_250327 HORIZONTAL	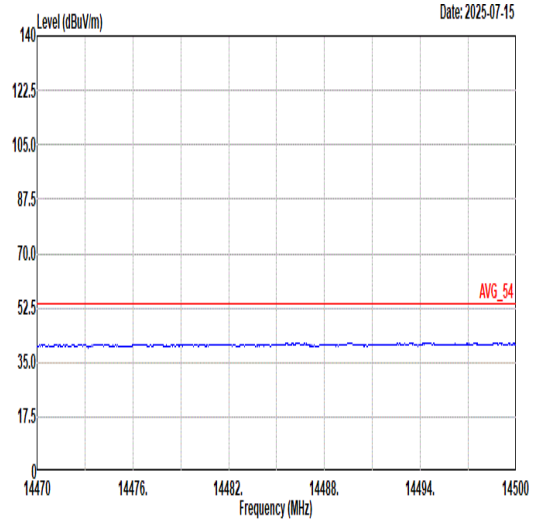 Site : 03CH16-HY Condition: AVG_54 3m 9120D-1522_250327 VERTICAL
17.7G ~18G Avg	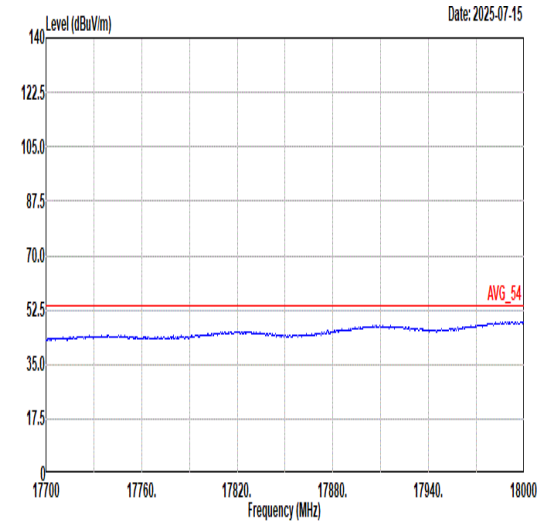 Site : 03CH16-HY Condition: AVG_54 3m 9120D-1522_250327 HORIZONTAL	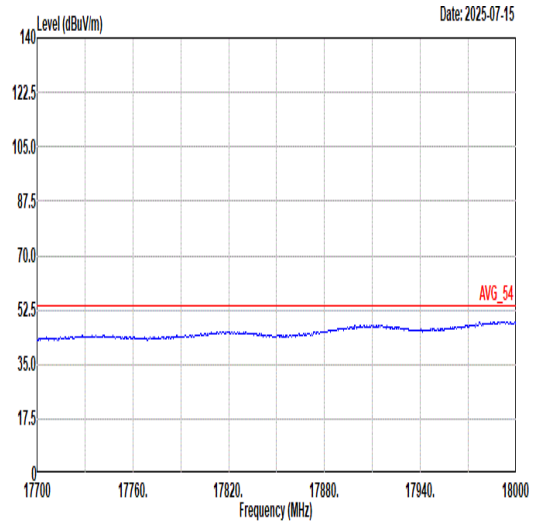 Site : 03CH16-HY Condition: AVG_54 3m 9120D-1522_250327 VERTICAL

Mode	15	
	LF	
	2400-2483.5_Bluetooth-LE_GFSK _CH76_2478MHz	
ANT	4	
Pol.	Horizontal	Vertical
QP/ Peak	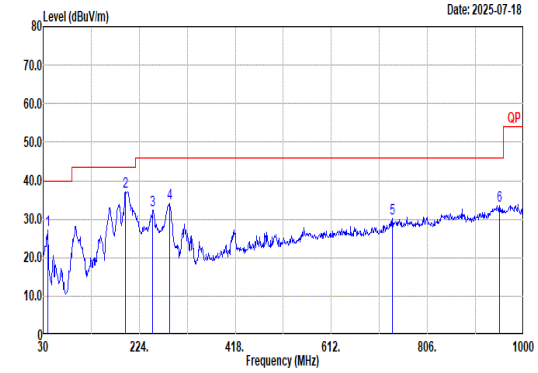 Site : 03CH16-HY Condition: QP 3m CBL6111D&00802N1D01N-06 _47020 & 06_241005 HORIZONTAL Freq Level Limit Line Margin Read Level Ant Factor Cable Loss Preamp Factor Aux Factor APos TPos Remark 1 38.73 27.15 40.00 -12.85 38.07 20.31 0.96 32.25 0.06 -- -- Peak 2 195.87 37.27 43.50 -6.23 52.03 15.15 2.18 32.16 0.07 -- -- Peak 3 251.16 32.36 46.00 -13.64 43.23 18.82 2.46 32.22 0.07 -- -- Peak 4 285.11 34.09 46.00 -11.91 44.60 19.03 2.61 32.22 0.07 -- -- Peak 5 735.19 30.04 46.00 -15.96 29.90 28.13 4.22 32.35 0.14 -- -- Peak 6 951.50 33.39 46.00 -12.61 28.46 31.01 4.81 31.15 0.26 -- -- Peak	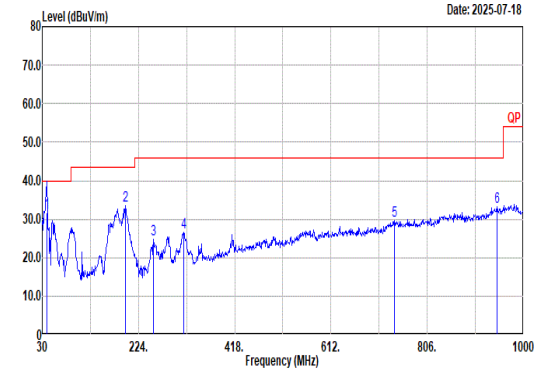 Site : 03CH16-HY Condition: QP 3m CBL6111D&00802N1D01N-06 _47020 & 06_241005 VERTICAL Freq Level Limit Line Margin Read Level Ant Factor Cable Loss Preamp Factor Aux Factor APos TPos Remark 1 38.73 31.77 40.00 -8.23 42.69 20.31 0.96 32.25 0.06 100 76 QP 2 197.81 33.54 43.50 -9.96 48.27 15.17 2.19 32.16 0.07 -- -- Peak 3 254.07 24.62 46.00 -21.38 35.07 19.23 2.47 32.22 0.07 -- -- Peak 4 315.18 26.61 46.00 -19.39 36.65 19.36 2.75 32.23 0.08 -- -- Peak 5 740.04 29.71 46.00 -16.29 29.39 28.29 4.23 32.34 0.14 -- -- Peak 6 946.65 33.09 46.00 -12.91 28.34 30.90 4.80 31.20 0.25 -- -- Peak

Mode	16	
	SHF	
	2400-2483.5_Bluetooth-LE_GFSK _CH76_2478MHz	
ANT	4	
Pol.	Horizontal	Vertical
Peak	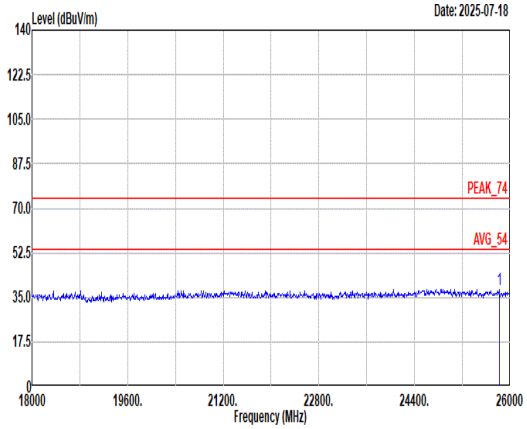 Site : 03CH16-HY Condition: PEAK_74 1m SHF_00994_250109 HORIZONTAL Freq Level Limit Line Margin Read Level Ant Factor Cable Loss Preamp Factor Aux Factor APos TPos Remark MHz dBuV/m dBuV/m dB dBuV dB/m dB dB dB cm deg 1 25816.00 38.21 74.00 -35.79 55.55 39.27 6.20 53.27 -9.54 -- -- Peak	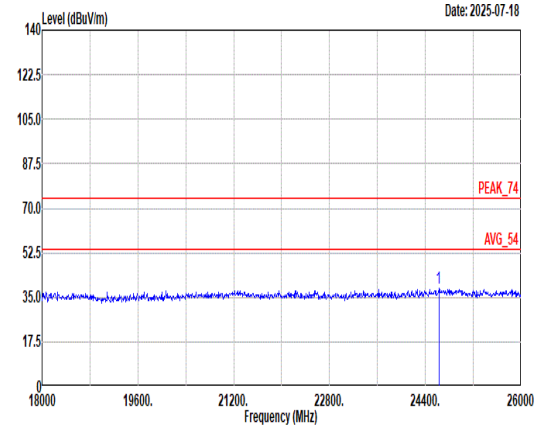 Site : 03CH16-HY Condition: PEAK_74 1m SHF_00994_250109 VERTICAL Freq Level Limit Line Margin Read Level Ant Factor Cable Loss Preamp Factor Aux Factor APos TPos Remark MHz dBuV/m dBuV/m dB dBuV dB/m dB dB dB cm deg 1 24624.00 38.44 74.00 -35.56 55.48 39.55 6.25 53.30 -9.54 -- -- Peak

Appendix D. Duty Cycle Plots

Antenna	Band	Duty Cycle (%)	T(us)	1/T(kHz)	VBW Setting
3	Bluetooth - LE CS GFSK for 1Mbps	15.63	45	22.22	24KHz
3	Bluetooth - LE CS GFSK for 2Mbps	11.11	28	35.71	36KHz
4	Bluetooth - LE CS GFSK for 1Mbps	15.63	45	22.22	24KHz
4	Bluetooth - LE CS GFSK for 2Mbps	11.11	28	35.71	36KHz

<Ant. 3>

Bluetooth - LE for GFSK 1Mbps

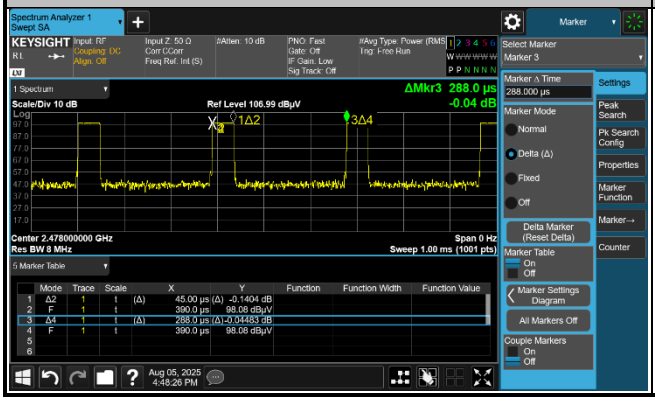

Bluetooth - LE for GFSK 2Mbps

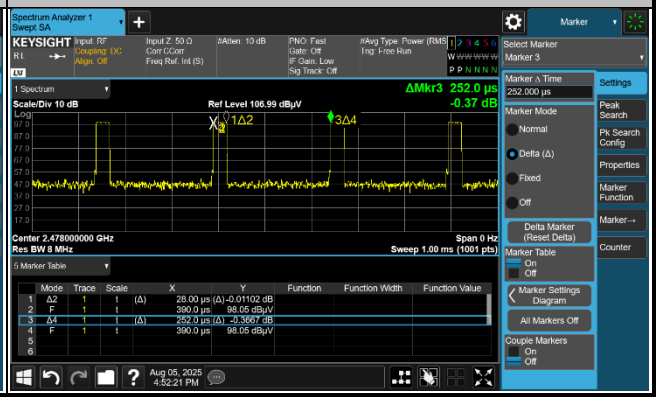

<Ant. 4>

Bluetooth - LE for GFSK 1Mbps

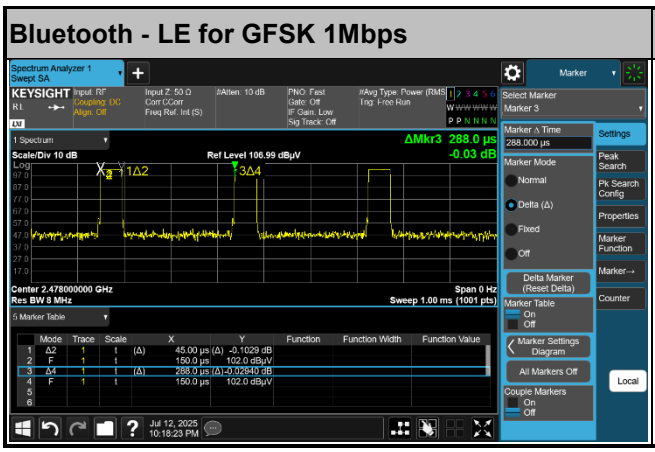
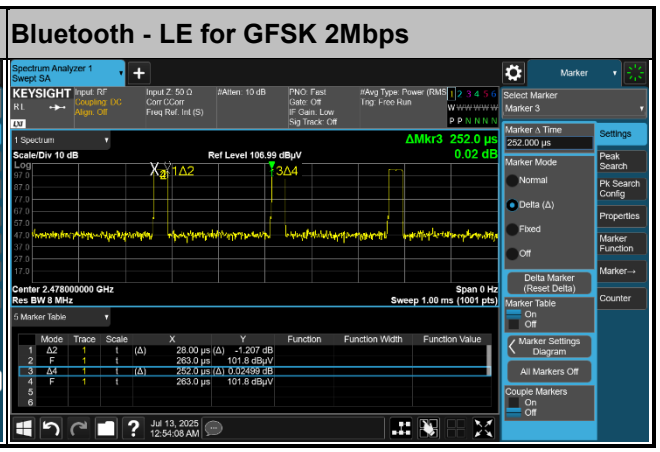
Bluetooth - LE for GFSK 2Mbps