<2Mbps>

CSE Plot on Low Ch between 30MHz ~ 1 GHz	CSE Plot on Low Ch between 1GHz ~ 26.5GHz
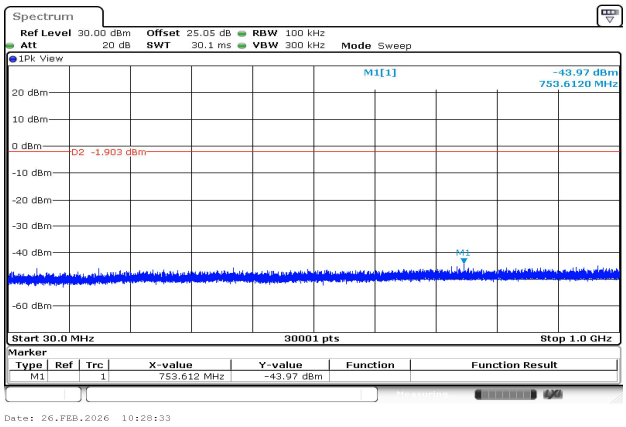	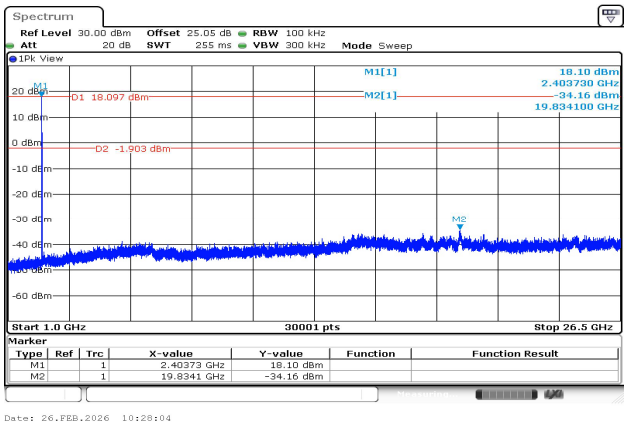

CSE Plot on Mid. Ch between 30MHz ~ 1 GHz	CSE Plot on Mid. Ch between 1GHz ~ 26.5GHz
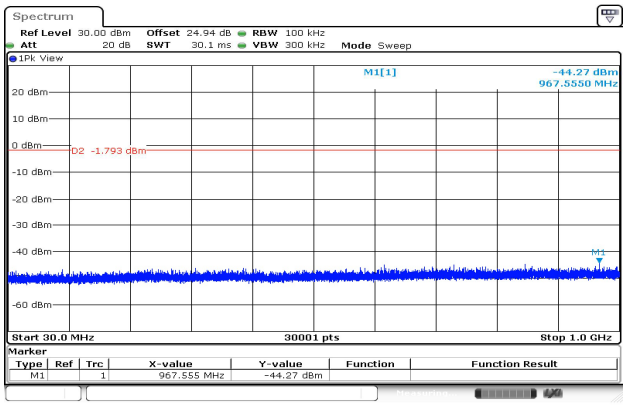	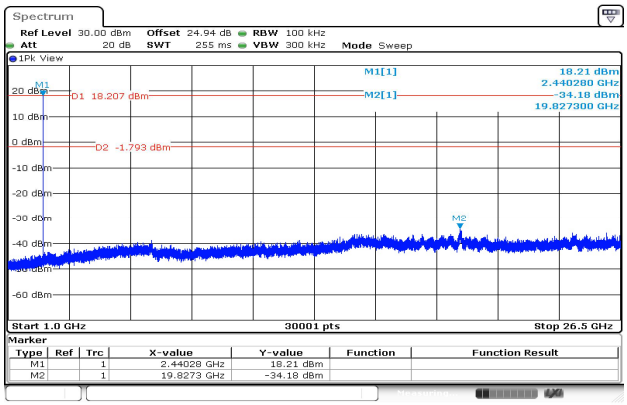

CSE Plot on High Ch between 30MHz ~ 1 GHz	CSE Plot on High Ch between 1GHz ~ 26.5GHz
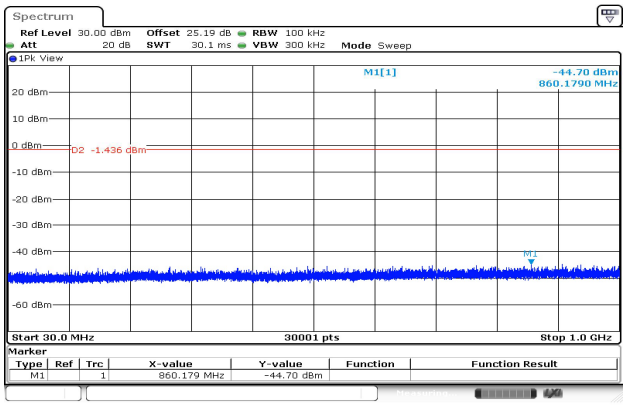	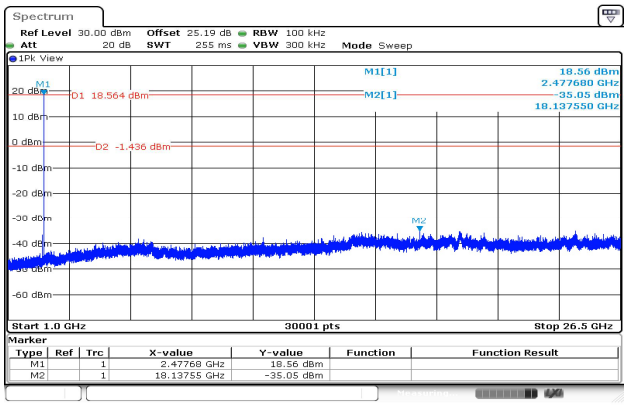

Appendix B. AC Conducted Emission Test Results

Test Engineer :	Louis Chung	**Temperature :**	15.4~19.3℃
		Relative Humidity :	42.1~48.8%

EUT Information

Report NO :	5N0803-01
Test Mode :	Mode 4
Test Voltage :	120Vac/60Hz
Phase :	Line

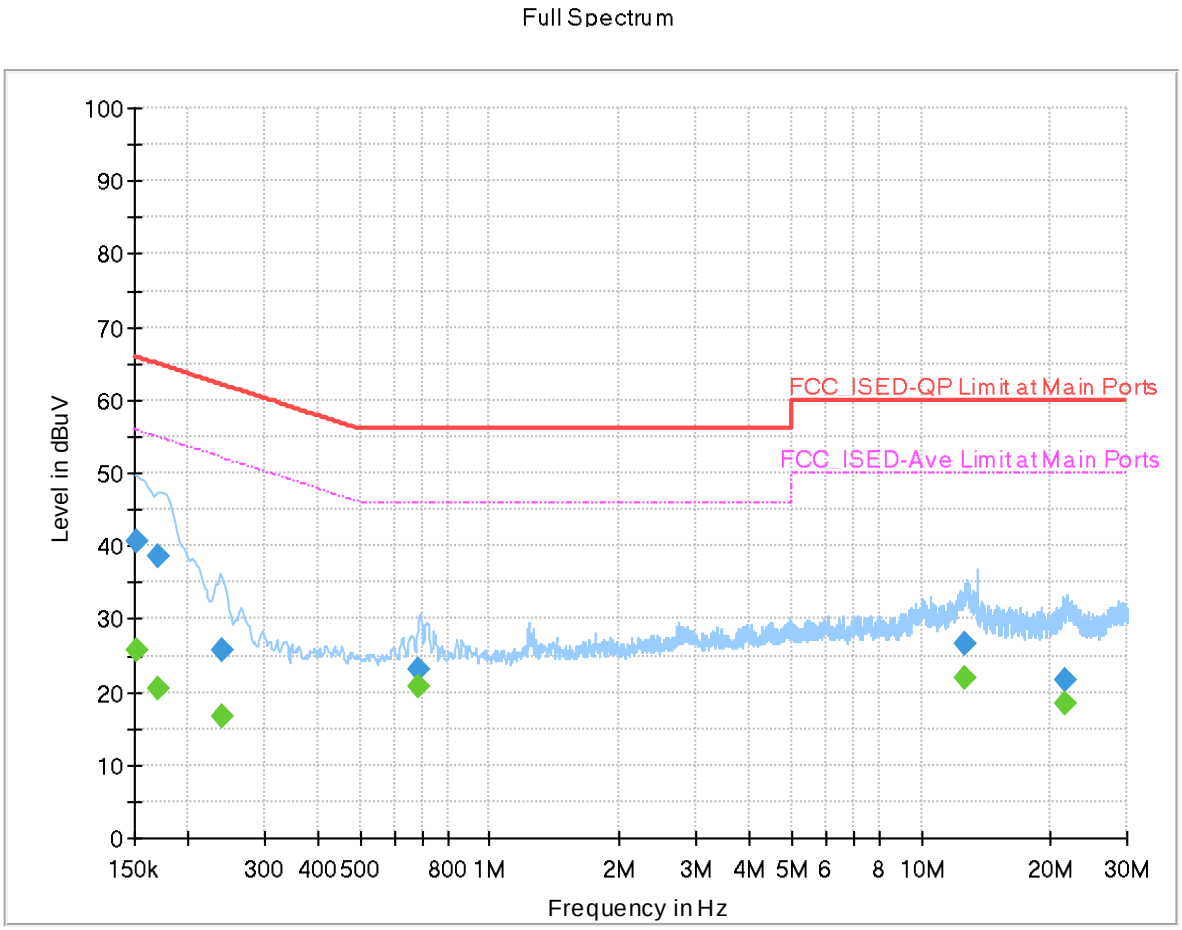

Final_Result

Frequency (MHz)	QuasiPeak (dBuV)	CAverage (dBuV)	Limit (dBuV)	Margin (dB)	Line	Filter	Corr. (dB)
0.152250	---	25.70	55.88	30.18	L1	ON	20.0
0.152250	40.61	---	65.88	25.27	L1	ON	20.0
0.170250	---	20.41	54.95	34.54	L1	ON	20.0
0.170250	38.66	---	64.95	26.29	L1	ON	20.0
0.239010	---	16.62	52.13	35.51	L1	ON	20.0
0.239010	25.75	---	62.13	36.38	L1	ON	20.0
0.685590	---	20.66	46.00	25.34	L1	ON	20.0
0.685590	23.24	---	56.00	32.76	L1	ON	20.0
12.623775	---	21.93	50.00	28.07	L1	ON	20.6
12.623775	26.75	---	60.00	33.25	L1	ON	20.6
21.606990	---	18.40	50.00	31.60	L1	ON	20.9
21.606990	21.76	---	60.00	38.24	L1	ON	20.9

EUT Information

Report NO :	5N0803-01
Test Mode :	Mode 4
Test Voltage :	120Vac/60Hz
Phase :	Neutral

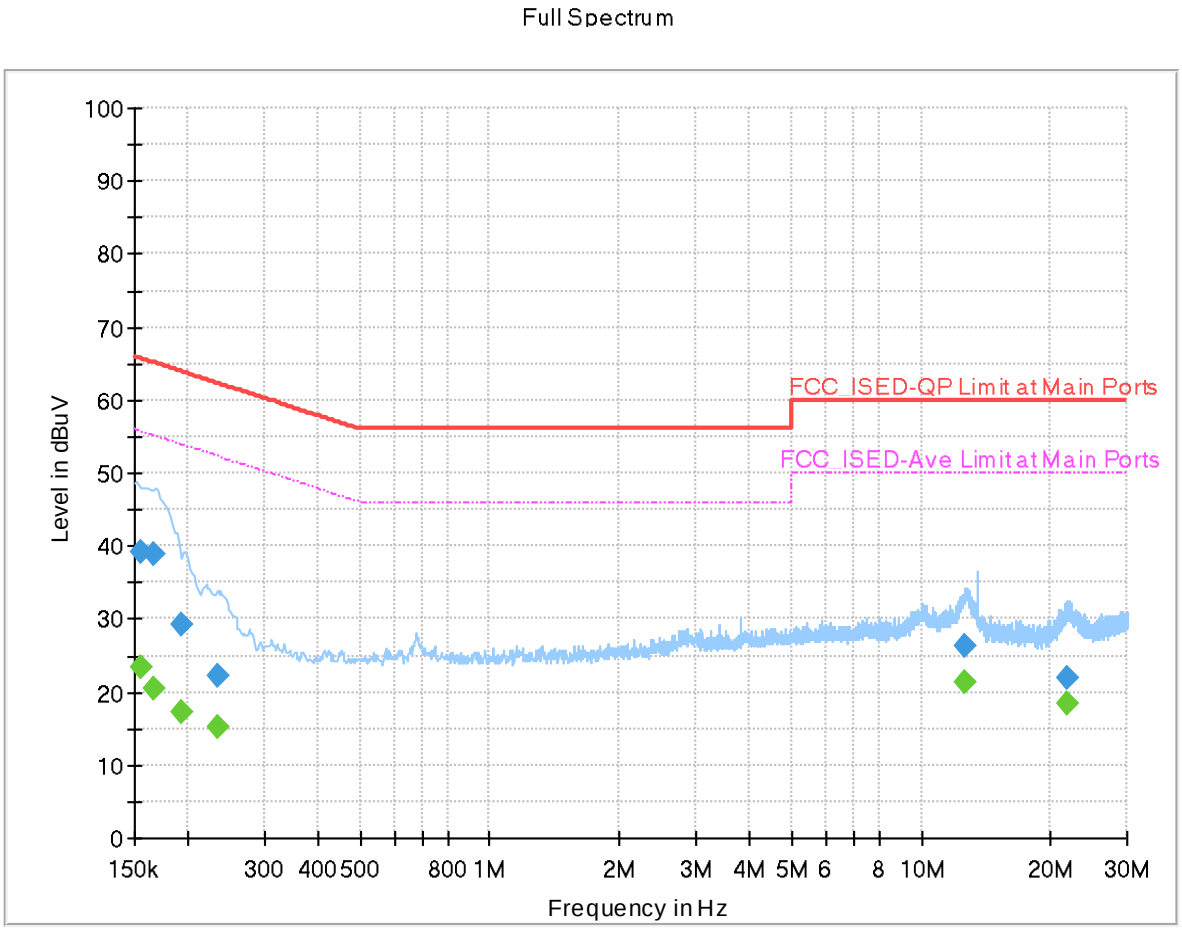

Final_Result

Frequency (MHz)	QuasiPeak (dBuV)	CAverage (dBuV)	Limit (dBuV)	Margin (dB)	Line	Filter	Corr. (dB)
0.155603	---	23.38	55.70	32.32	N	ON	20.0
0.155603	39.29	---	65.70	26.41	N	ON	20.0
0.166650	---	20.40	55.13	34.73	N	ON	20.0
0.166650	38.90	---	65.13	26.23	N	ON	20.0
0.192750	---	17.17	53.92	36.75	N	ON	20.0
0.192750	29.21	---	63.92	34.71	N	ON	20.0
0.233835	---	15.26	52.31	37.05	N	ON	20.0
0.233835	22.29	---	62.31	40.02	N	ON	20.0
12.625755	---	21.46	50.00	28.54	N	ON	20.5
12.625755	26.43	---	60.00	33.57	N	ON	20.5
21.856830	---	18.52	50.00	31.48	N	ON	20.9
21.856830	21.98	---	60.00	38.02	N	ON	20.9

Appendix C. Radiated Spurious Emission Test Data

Test Engineer :	Leo Li, Karl Hou, and Lucifer Jiang	**Temperature :**	19~23°C
		Relative Humidity :	60~64.5%

Note symbol

-L	**Low channel location**
-R	**High channel location**

C1. Radiated Spurious Emission Test Modes

Mode	Band (MHz)	Antenna	Modulation	Channel	Frequency	Data Rate	RU	Remark
Mode 1	2400-2483.5	3	BLE CS ASK	02	2404	1Mbps	-	-
Mode 2	2400-2483.5	3	BLE CS ASK	38	2440	1Mbps	-	-
Mode 3	2400-2483.5	3	BLE CS ASK	76	2478	1Mbps	-	-
Mode 4	2400-2483.5	3	BLE CS ASK	02	2404	2Mbps	-	-
Mode 5	2400-2483.5	3	BLE CS ASK	38	2440	2Mbps	-	-
Mode 6	2400-2483.5	3	BLE CS ASK	76	2478	2Mbps	-	-
Mode 7	2400-2483.5	3	BLE CS ASK	38	2440	2Mbps	-	LF
Mode 8	2400-2483.5	3	BLE CS ASK	38	2440	2Mbps	-	SHF
Mode 9	2400-2483.5	4	BLE CS ASK	02	2404	1Mbps	-	-
Mode 10	2400-2483.5	4	BLE CS ASK	38	2440	1Mbps	-	-
Mode 11	2400-2483.5	4	BLE CS ASK	76	2478	1Mbps	-	-
Mode 12	2400-2483.5	4	BLE CS ASK	02	2404	2Mbps	-	-
Mode 13	2400-2483.5	4	BLE CS ASK	38	2440	2Mbps	-	-
Mode 14	2400-2483.5	4	BLE CS ASK	76	2478	2Mbps	-	-
Mode 15	2400-2483.5	4	BLE CS ASK	76	2478	1Mbps	-	LF
Mode 16	2400-2483.5	4	BLE CS ASK	76	2478	1Mbps	-	SHF

C2. Summary of each worse mode

Mode	Modulation	Ch.	Freq. (MHz)	Level (dBuV/m)	Limit (dBuV/m)	Margin (dB)	Pol.	Peak Avg.	Result	RU	Remark
1	BLE CS ASK	02	2343.78	53.12	74.00	-20.88	V	Peak	Pass	-	Band Edge
	BLE CS ASK	02	4808.00	40.63	74.00	-33.37	V	Peak	Pass	-	Harmonic
2	BLE CS ASK	38	2493.19	53.87	74.00	-20.13	H	Peak	Pass	-	Band Edge
	BLE CS ASK	38	7320.00	50.95	74.00	-23.05	V	Peak	Pass	-	Harmonic
3	BLE CS ASK	76	2484.01	58.32	74.00	-15.68	H	Peak	Pass	-	Band Edge
	BLE CS ASK	76	7434.00	48.12	74.00	-25.88	V	Peak	Pass	-	Harmonic
4	BLE CS ASK	02	2383.44	54.18	74.00	-19.82	H	Peak	Pass	-	Band Edge
	BLE CS ASK	02	4808.00	40.18	74.00	-33.82	H	Peak	Pass	-	Harmonic
5	BLE CS ASK	38	2389.10	58.35	74.00	-15.65	H	Peak	Pass	-	Band Edge
	BLE CS ASK	38	7320.00	47.49	74.00	-26.51	V	Peak	Pass	-	Harmonic
6	BLE CS ASK	76	2484.27	57.36	74.00	-16.64	H	Peak	Pass	-	Band Edge
	BLE CS ASK	76	7434.00	53.74	74.00	-20.26	V	Peak	Pass	-	Harmonic
7	LF	38	31.94	33.05	40.00	-6.95	V	Peak	Pass	-	LF
8	SHF	38	23287.00	39.83	74.00	-34.17	V	Peak	Pass	-	SHF
9	BLE CS ASK	02	2362.11	53.38	74.00	-20.62	V	Peak	Pass	-	Band Edge
	BLE CS ASK	02	4808.00	40.75	74.00	-33.25	H	Peak	Pass	-	Harmonic
10	BLE CS ASK	38	2389.24	54.96	74.00	-19.04	H	Peak	Pass	-	Band Edge
	BLE CS ASK	38	7320.00	46.39	74.00	-27.61	H	Peak	Pass	-	Harmonic
11	BLE CS ASK	76	2483.76	55.87	74.00	-18.13	V	Peak	Pass	-	Band Edge
	BLE CS ASK	76	7434.00	45.59	74.00	-28.41	V	Peak	Pass	-	Harmonic
12	BLE CS ASK	02	2360.66	54.06	74.00	-19.94	H	Peak	Pass	-	Band Edge
	BLE CS ASK	02	4808.00	41.19	74.00	-32.81	H	Peak	Pass	-	Harmonic
13	BLE CS ASK	38	2499.25	53.74	74.00	-20.26	H	Peak	Pass	-	Band Edge
	BLE CS ASK	38	7320.00	45.06	74.00	-28.94	H	Peak	Pass	-	Harmonic

Mode	Modulation	Ch.	Freq. (MHz)	Level (dBuV/m)	Limit (dBuV/m)	Margin (dB)	Pol.	Peak Avg.	Result	RU	Remark
14	BLE CS ASK	76	2483.78	54.91	74.00	-19.09	H	Peak	Pass	-	Band Edge
	BLE CS ASK	76	7434.00	44.98	74.00	-29.02	V	Peak	Pass	-	Harmonic
15	LF	76	49.40	33.56	40.00	-6.44	V	Peak	Pass	-	LF
16	SHF	76	24791.50	40.58	74.00	-33.42	V	Peak	Pass	-	SHF

Mode	1	
	Band Edge	
	2400-2483.5_BLE CS ASK_CH02_2404MHz	
ANT	3	
Pol.	Horizontal	Fundamental
Peak	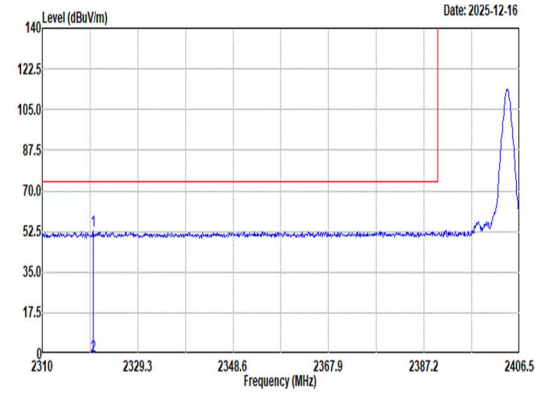 Site : 03CH15-HY Condition: PEAK_BE_74 3m 9120D-02294_250606 HORIZONTAL : RBW:1000.000kHz VBW:3000.000kHz SWT:Auto Limit Read Ant Cable Preamp Aux APos TPos Freq Level Line Margin Level Factor Loss Factor Factor Remark MHz dBuV/m dBuV/m dB dBuV dB/m dB dB dB cm deg 1 2320.23 52.92 74.00 -21.08 44.25 27.20 8.44 36.89 9.92 340 302 Peak 2 2320.23 -1.06 54.00 -55.06 -- -- -- -- -- -- -- AVERAGE	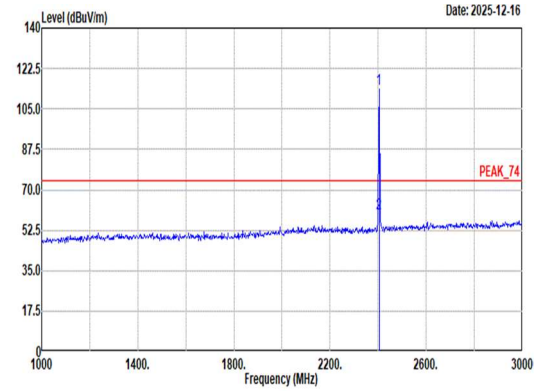 Site : 03CH15-HY Condition: PEAK_74 3m 9120D-02294_250606 HORIZONTAL : RBW:1000.000kHz VBW:3000.000kHz SWT:Auto Limit Read Ant Cable Preamp Aux APos TPos Freq Level Line Margin Level Factor Loss Factor Factor Remark MHz dBuV/m dBuV/m dB dBuV dB/m dB dB dB cm deg 1 2404.00 113.56 ------ ------ 104.51 27.40 8.61 36.88 9.92 340 302 Peak 2 2404.00 59.58 ------ ------ -- -- -- -- -- -- -- Average

Mode	1	
	Band Edge	
	2400-2483.5_BLE CS ASK_CH02_2404MHz	
ANT	3	
Pol.	Vertical	Fundamental
Peak	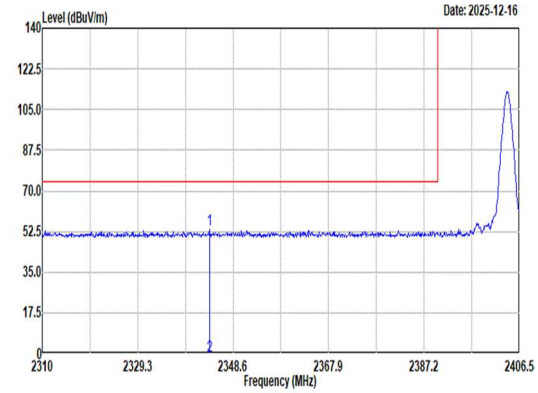 Site : 03CH15-HY Condition: PEAK_BE_74 3m 9120D-02294_250606 VERTICAL : RBW:1000.000kHz VBW:3000.000kHz SWT:Auto Freq Level Limit Line Margin Read Level Ant Factor Cable Loss Preamp Factor Aux Factor APos TPos Remark MHz dBuV/m dBuV/m dB dBuV dB/m dB dB dB cm deg 1 2343.78 53.12 74.00 -20.88 44.42 27.18 8.49 36.89 9.92 100 257 Peak 2 2343.78 -0.86 54.00 -54.86 -- -- -- -- -- -- -- AVERAGE	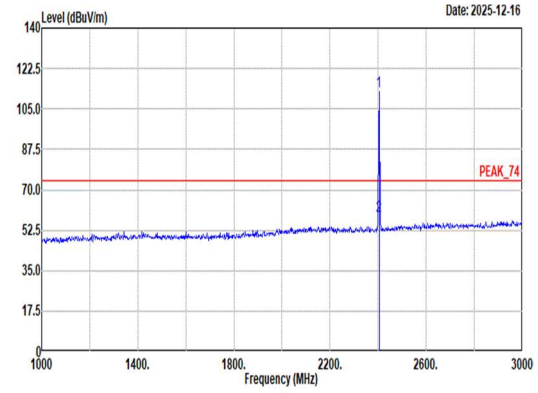 Site : 03CH15-HY Condition: PEAK_74 3m 9120D-02294_250606 VERTICAL : RBW:1000.000kHz VBW:3000.000kHz SWT:Auto Freq Level Limit Line Margin Read Level Ant Factor Cable Loss Preamp Factor Aux Factor APos TPos Remark MHz dBuV/m dBuV/m dB dBuV dB/m dB dB dB cm deg 1 2404.00 112.65 ------ ------ 103.60 27.40 8.61 36.88 9.92 100 257 Peak 2 2404.00 58.67 ------ ------ -- -- -- -- -- -- -- Average

Mode	1	
	Harmonic	
	2400-2483.5_BLE CS ASK_CH02_2404MHz	
ANT	3	
Pol.	Horizontal	Vertical
Peak Avg	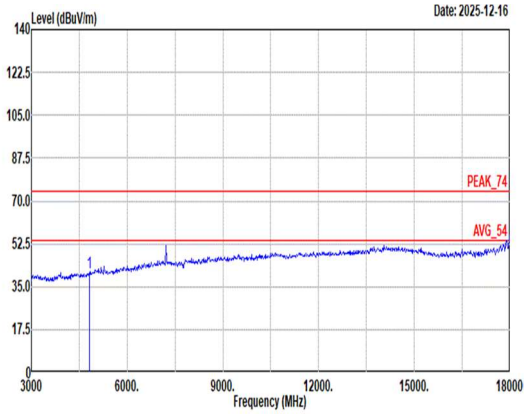 Site : 03CH15-HY Condition: PEAK_74 3m 9120D-02294_250606 HORIZONTAL Freq Level Limit Line Margin Read Level Ant Factor Cable Loss Preamp Factor Aux Factor APos TPos Remark MHz dBuV/m dBuV/m dB dBuV dB/m dB dB dB cm deg 1 4808.00 40.48 74.00 -33.52 53.50 32.35 12.29 58.20 0.54 -- -- Peak 2 4808.00 -13.50 54.00 -67.50 -0.48 32.35 12.29 58.20 0.54 -- -- Average	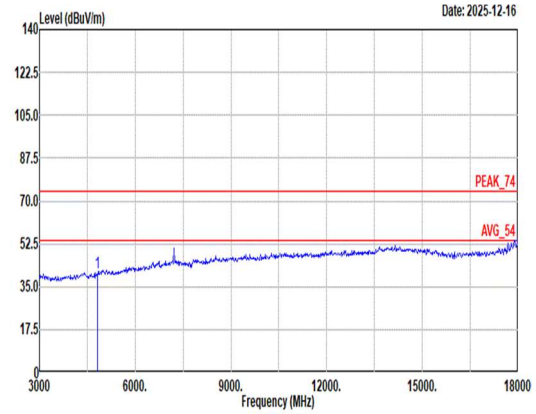 Site : 03CH15-HY Condition: PEAK_74 3m 9120D-02294_250606 VERTICAL Freq Level Limit Line Margin Read Level Ant Factor Cable Loss Preamp Factor Aux Factor APos TPos Remark MHz dBuV/m dBuV/m dB dBuV dB/m dB dB dB cm deg 1 4808.00 40.63 74.00 -33.37 53.65 32.35 12.29 58.20 0.54 -- -- Peak 2 4808.00 -13.35 54.00 -67.35 -0.33 32.35 12.29 58.20 0.54 -- -- Average

Mode	1	
	Harmonic	
	2400-2483.5_BLE CS ASK_CH02_2404MHz	
ANT	3	
Pol.	Horizontal	Vertical
14.47G ~14.5G Avg	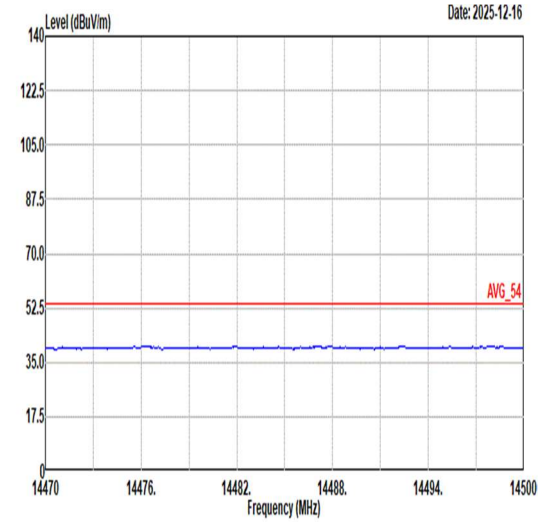 Site : 03CH15-HY Condition: AVG_54 3m 9120D-02294_250606 HORIZONTAL	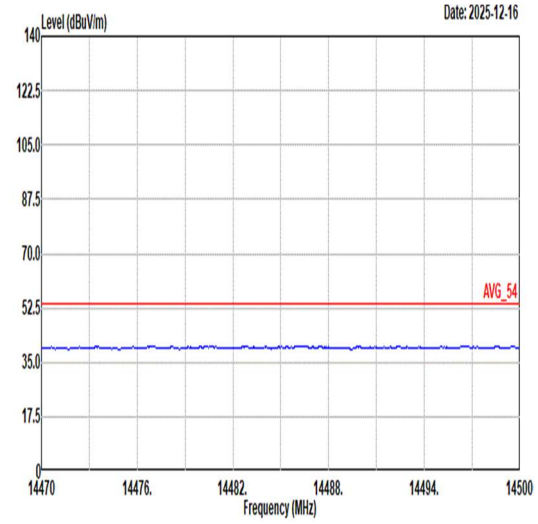 Site : 03CH15-HY Condition: AVG_54 3m 9120D-02294_250606 VERTICAL
17.7G ~18G Avg	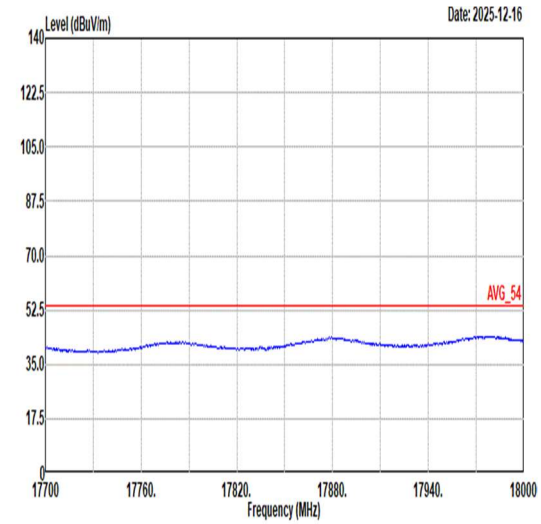 Site : 03CH15-HY Condition: AVG_54 3m 9120D-02294_250606 HORIZONTAL	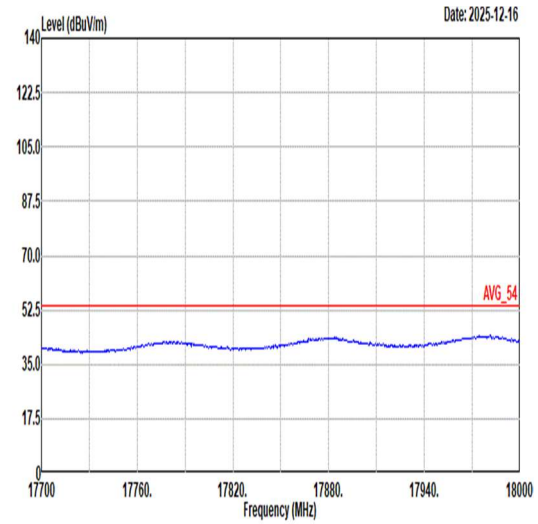 Site : 03CH15-HY Condition: AVG_54 3m 9120D-02294_250606 VERTICAL

Mode	2	
	Band Edge - L	
	2400-2483.5_BLE CS ASK_CH38_2440MHz	
ANT	3	
Pol.	Horizontal	Fundamental
Peak	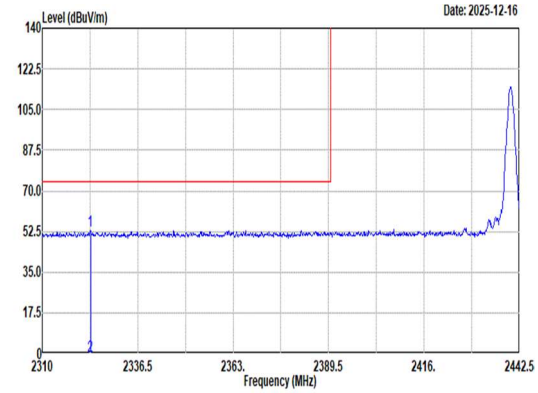 Site : 03CH15-HY Condition: PEAK_BE_74 3m 9120D-02294_250606 HORIZONTAL : RBW:1000.000kHz VBW:3000.000kHz SWT:Auto Limit Read Ant Cable Preamp Aux APos TPos Freq Level Line Margin Level Factor Loss Factor Factor Remark MHz dBuV/m dBuV/m dB dBuV dB/m dB dB dB cm deg 1 2323.38 52.70 74.00 -21.30 44.05 27.17 8.45 36.89 9.92 333 305 Peak 2 2323.38 -1.28 54.00 -55.28 -- -- -- -- -- -- -- AVERAGE	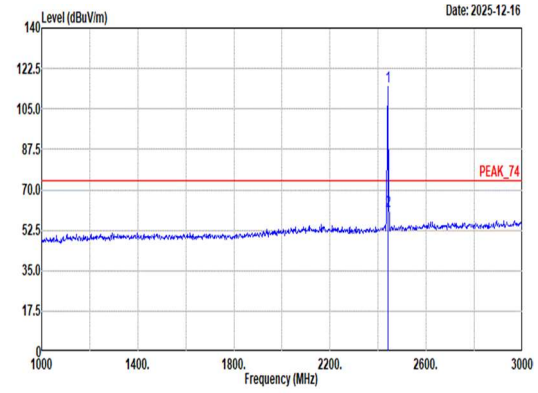 Site : 03CH15-HY Condition: PEAK_74 3m 9120D-02294_250606 HORIZONTAL : RBW:1000.000kHz VBW:3000.000kHz SWT:Auto Limit Read Ant Cable Preamp Aux APos TPos Freq Level Line Margin Level Factor Loss Factor Factor Remark MHz dBuV/m dBuV/m dB dBuV dB/m dB dB dB cm deg 1 2440.00 114.60 ------ ------ 105.38 27.50 8.67 36.87 9.92 333 305 Peak 2 2440.00 60.62 ------ ------ -- -- -- -- -- -- -- Average

Mode	2	
	Band Edge - R	
	2400-2483.5_BLE CS ASK_CH38_2440MHz	
ANT	3	
Pol.	Horizontal	Fundamental
Peak	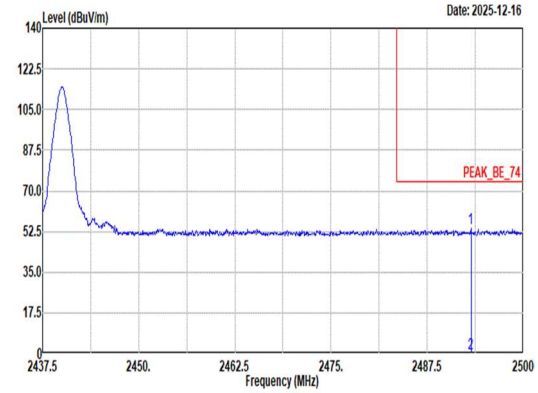 Site : 03CH15-HY Condition: PEAK_BE_74 3m 9120D-02294_250606 HORIZONTAL : RBW:1000.000kHz VBW:3000.000kHz SWT:Auto Freq Level Limit Line Margin Read Level Ant Factor Cable Loss Preamp Factor Aux Factor APos TPos Remark MHz dBuV/m dBuV/m dB dBuV dB/m dB dB dB cm deg 1 2493.19 53.87 74.00 -20.13 44.24 27.80 8.77 36.86 9.92 333 305 Peak 2 2493.19 -0.11 54.00 -54.11 -- -- -- -- -- -- -- AVERAGE	Blank

Mode	2	
	Band Edge - L	
	2400-2483.5_BLE CS ASK_CH38_2440MHz	
ANT	3	
Pol.	Vertical	Fundamental
Peak	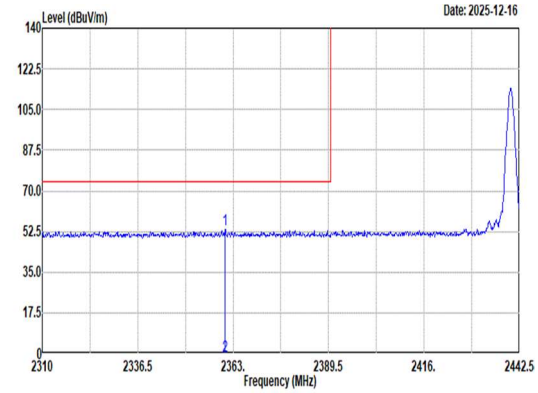 Site : 03CH15-HY Condition: PEAK_BE_74 3m 9120D-02294_250606 VERTICAL : RBW:1000.000kHz VBW:3000.000kHz SWT:Auto Freq Level Limit Line Margin Read Level Ant Factor Cable Loss Preamp Factor Aux Factor APos TPos Remark MHz dBuV/m dBuV/m dB dBuV dB/m dB dB dB cm deg 1 2360.75 53.10 74.00 -20.90 44.25 27.30 8.52 36.89 9.92 104 259 Peak 2 2360.75 -0.88 54.00 -54.88 -- -- -- -- -- -- -- AVERAGE	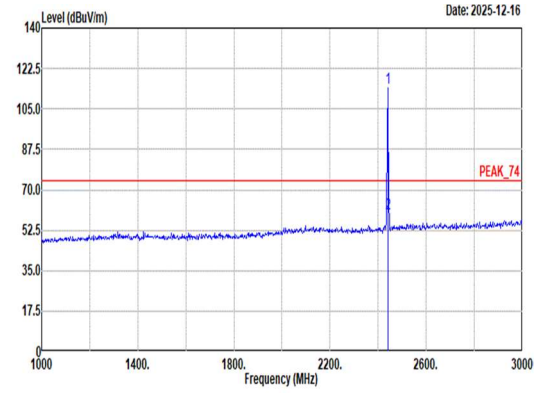 Site : 03CH15-HY Condition: PEAK_74 3m 9120D-02294_250606 VERTICAL : RBW:1000.000kHz VBW:3000.000kHz SWT:Auto Freq Level Limit Line Margin Read Level Ant Factor Cable Loss Preamp Factor Aux Factor APos TPos Remark MHz dBuV/m dBuV/m dB dBuV dB/m dB dB dB cm deg 1 2440.00 113.86 ------ ------ 104.64 27.50 8.67 36.87 9.92 104 259 Peak 2 2440.00 59.88 ------ ------ -- -- -- -- -- -- -- Average

Mode	2	
	Band Edge - R	
	2400-2483.5_BLE CS ASK_CH38_2440MHz	
ANT	3	
Pol.	Vertical	Fundamental
Peak	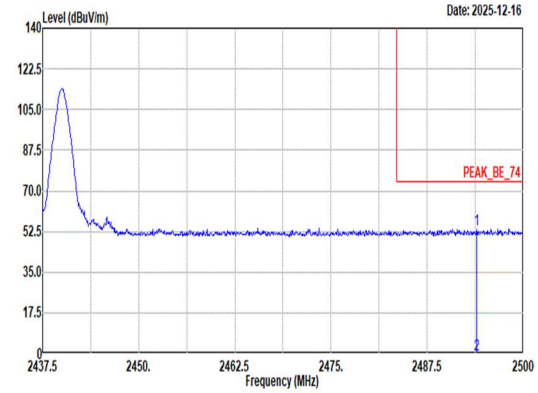 Site : 03CH15-HY Condition: PEAK_BE_74 3m 9120D-02294_250606 VERTICAL : RBW:1000.000kHz VBW:3000.000kHz SWT:Auto Limit Read Ant Cable Preamp Aux APos TPos Freq Level Line Margin Level Factor Loss Factor Factor Remark MHz dBuV/m dBuV/m dB dBuV dB/m dB dB dB cm deg 1 2493.94 53.54 74.00 -20.46 43.91 27.80 8.77 36.86 9.92 104 259 Peak 2 2493.94 -0.44 54.00 -54.44 -- -- -- -- -- -- -- AVERAGE	Blank

Mode	2	
	Harmonic	
	2400-2483.5_BLE CS ASK_CH38_2440MHz	
ANT	3	
Pol.	Horizontal	Vertical
Peak Avg	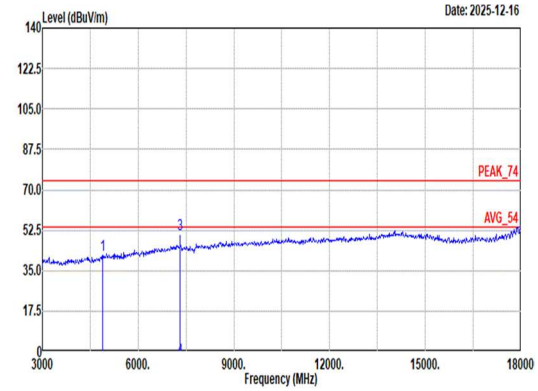 Site : 03CH15-HY Condition: PEAK_74 3m 9120D-02294_250606 HORIZONTAL Freq Level Limit Line Margin Read Level Ant Factor Cable Loss Preamp Factor Aux Factor APos TPos Remark MHz dBuV/m dBuV/m dB dBuV dB/m dB dB dB cm deg 1 4880.00 41.55 74.00 -32.45 54.13 32.72 12.36 58.19 0.53 -- -- Peak 2 4880.00 -12.43 54.00 -66.43 0.15 32.72 12.36 58.19 0.53 -- -- Average 3 7320.00 50.81 74.00 -23.19 57.43 36.82 15.27 59.04 0.33 100 35 Peak 4 7320.00 -3.17 54.00 -57.17 3.45 36.82 15.27 59.04 0.33 100 35 Average	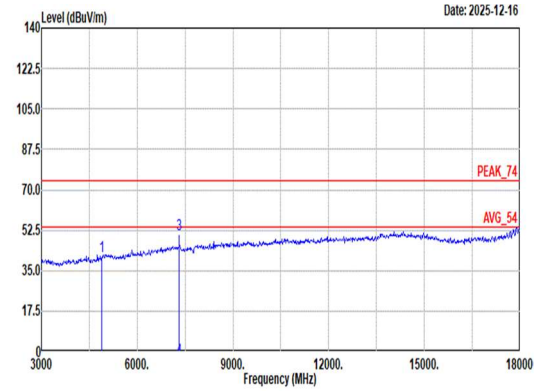 Site : 03CH15-HY Condition: PEAK_74 3m 9120D-02294_250606 VERTICAL Freq Level Limit Line Margin Read Level Ant Factor Cable Loss Preamp Factor Aux Factor APos TPos Remark MHz dBuV/m dBuV/m dB dBuV dB/m dB dB dB cm deg 1 4880.00 41.29 74.00 -32.71 53.87 32.72 12.36 58.19 0.53 -- -- Peak 2 4880.00 -12.69 54.00 -66.69 -0.11 32.72 12.36 58.19 0.53 -- -- Average 3 7320.00 50.95 74.00 -23.05 57.57 36.82 15.27 59.04 0.33 100 19 Peak 4 7320.00 -3.03 54.00 -57.03 3.59 36.82 15.27 59.04 0.33 100 19 Average

Mode	2	
	Harmonic	
	2400-2483.5_BLE CS ASK_CH38_2440MHz	
ANT	3	
Pol.	Horizontal	Vertical
14.47G ~14.5G Avg	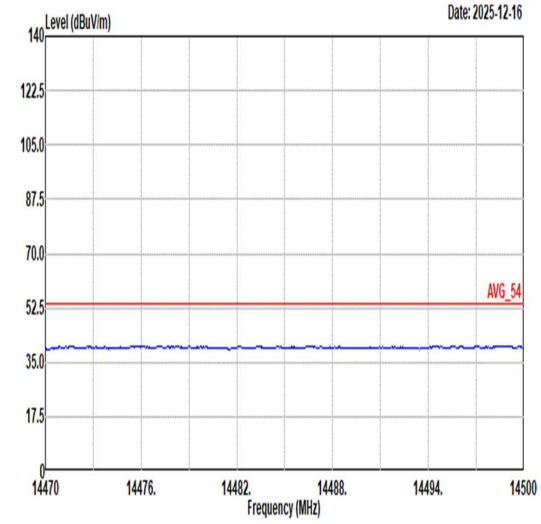 Site : 03CH15-HY Condition: AVG_54 3m 9120D-02294_250606 HORIZONTAL	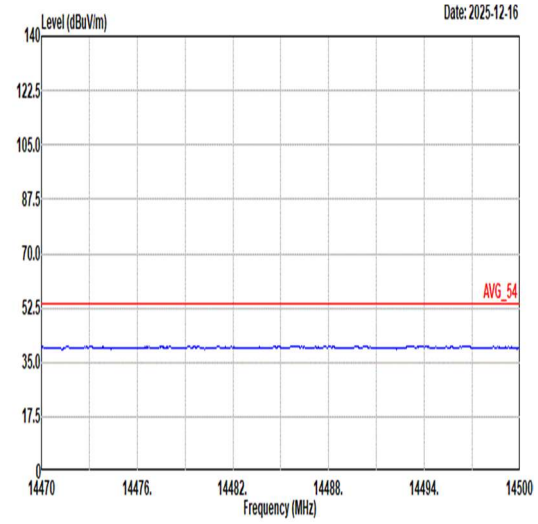 Site : 03CH15-HY Condition: AVG_54 3m 9120D-02294_250606 VERTICAL
17.7G ~18G Avg	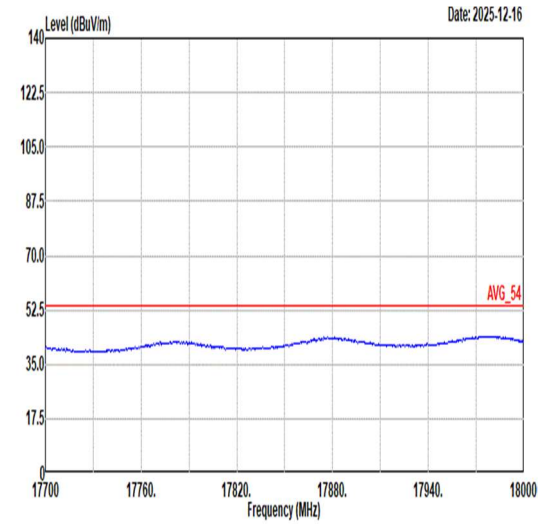 Site : 03CH15-HY Condition: AVG_54 3m 9120D-02294_250606 HORIZONTAL	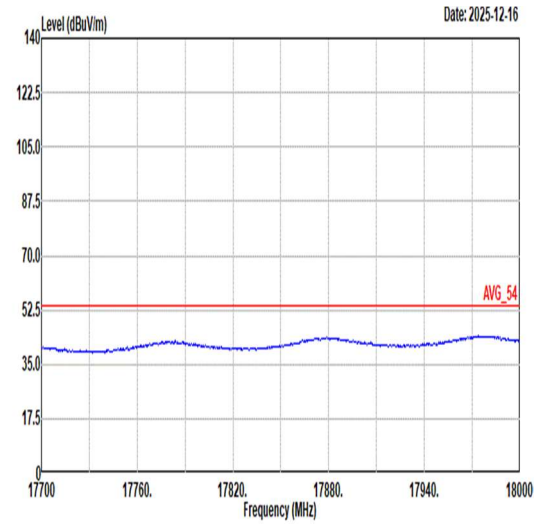 Site : 03CH15-HY Condition: AVG_54 3m 9120D-02294_250606 VERTICAL

Mode	3	
	Band Edge	
	2400-2483.5_BLE CS ASK_CH76_2478MHz	
ANT	3	
Pol.	Horizontal	Fundamental
Peak	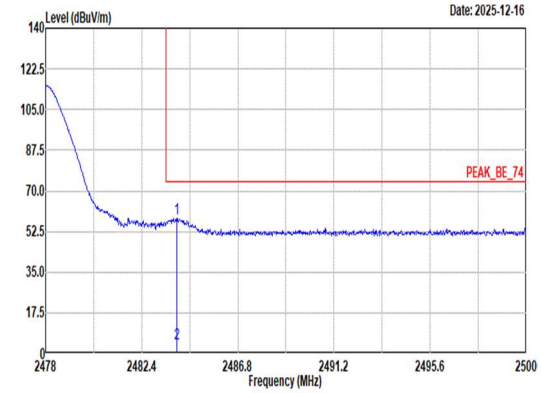 Site : 03CH15-HY Condition: PEAK_BE_74 3m 9120D-02294_250606 HORIZONTAL : RBW:1000.000kHz VBW:3000.000kHz SWT:Auto Freq Level Limit Line Margin Read Level Ant Factor Cable Loss Preamp Factor Aux Factor APos TPos Remark MHz dBuV/m dBuV/m dB dBuV dB/m dB dB dB cm deg 1 2484.01 58.32 74.00 -15.68 48.83 27.68 8.75 36.86 9.92 356 304 Peak 2 2484.01 4.34 54.00 -49.66 -- -- -- -- -- -- -- AVERAGE	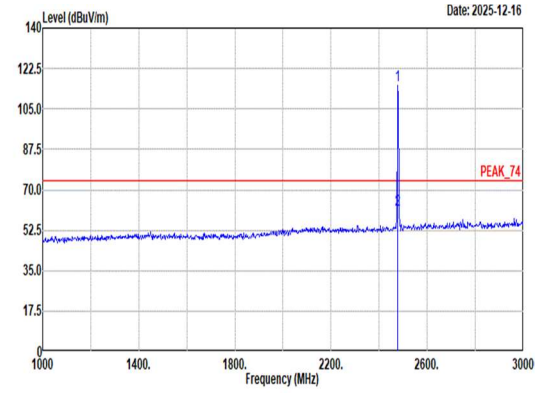 Site : 03CH15-HY Condition: PEAK_74 3m 9120D-02294_250606 HORIZONTAL : RBW:1000.000kHz VBW:3000.000kHz SWT:Auto Freq Level Limit Line Margin Read Level Ant Factor Cable Loss Preamp Factor Aux Factor APos TPos Remark MHz dBuV/m dBuV/m dB dBuV dB/m dB dB dB cm deg 1 2478.00 115.17 ------ ------ 105.79 27.58 8.74 36.86 9.92 356 304 Peak 2 2478.00 61.19 ------ ------ -- -- -- -- -- -- -- Average

Mode	3	
	Band Edge	
	2400-2483.5_BLE CS ASK_CH76_2478MHz	
ANT	3	
Pol.	Vertical	Fundamental
Peak	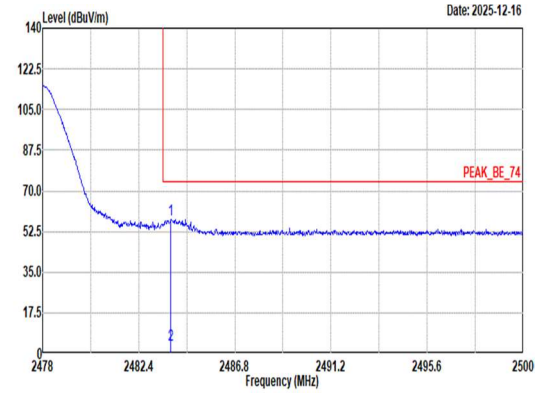 Site : 03CH15-HY Condition: PEAK_BE_74 3m 9120D-02294_250606 VERTICAL : RBW:1000.000kHz VBW:3000.000kHz SWT:Auto Freq Level Limit Line Margin Read Level Ant Factor Cable Loss Preamp Factor Aux Factor APos TPos Remark MHz dBuV/m dBuV/m dB dBuV dB/m dB dB dB cm deg 1 2483.87 57.54 74.00 -16.46 48.05 27.68 8.75 36.86 9.92 115 289 Peak 2 2483.87 3.56 54.00 -50.44 -- -- -- -- -- -- -- AVERAGE	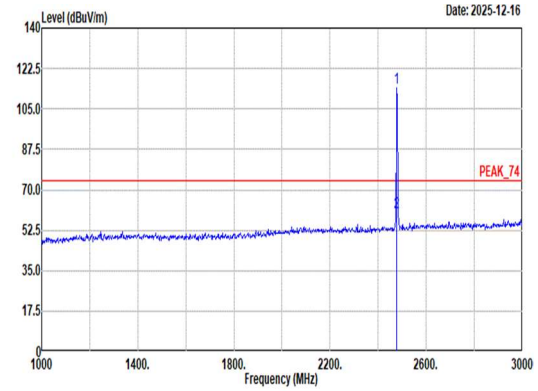 Site : 03CH15-HY Condition: PEAK_74 3m 9120D-02294_250606 VERTICAL : RBW:1000.000kHz VBW:3000.000kHz SWT:Auto Freq Level Limit Line Margin Read Level Ant Factor Cable Loss Preamp Factor Aux Factor APos TPos Remark MHz dBuV/m dBuV/m dB dBuV dB/m dB dB dB cm deg 1 2478.00 114.31 ------ ------ 104.93 27.58 8.74 36.86 9.92 115 289 Peak 2 2478.00 60.33 ------ ------ -- -- -- -- -- -- -- Average

Mode	3	
	Harmonic	
	2400-2483.5_BLE CS ASK_CH76_2478MHz	
ANT	3	
Pol.	Horizontal	Vertical
Peak Avg	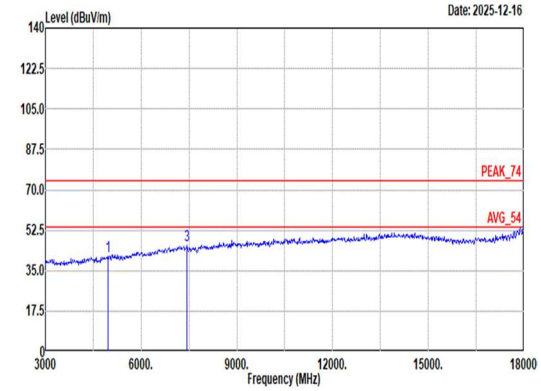 Site : 03CH15-HY Condition: PEAK_74 3m 9120D-02294_250606 HORIZONTAL 1 4956.00 41.06 74.00 -32.94 53.26 33.02 12.44 58.18 0.52 -- -- Peak 2 4956.00 -12.92 54.00 -66.92 -- -- -- -- -- -- -- Average 3 7434.00 46.05 74.00 -27.95 53.16 36.33 15.39 59.16 0.33 100 227 Peak 4 7434.00 -7.93 54.00 -61.93 -- -- -- -- -- -- -- Average	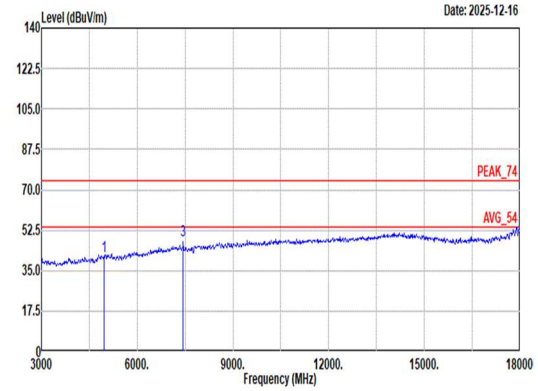 Site : 03CH15-HY Condition: PEAK_74 3m 9120D-02294_250606 VERTICAL 1 4956.00 41.09 74.00 -32.91 53.29 33.02 12.44 58.18 0.52 -- -- Peak 2 4956.00 -12.89 54.00 -66.89 -- -- -- -- -- -- -- Average 3 7434.00 48.12 74.00 -25.88 55.23 36.33 15.39 59.16 0.33 100 119 Peak 4 7434.00 -5.86 54.00 -59.86 -- -- -- -- -- -- -- Average

Mode	3	
	Harmonic	
	2400-2483.5_BLE CS ASK_CH76_2478MHz	
ANT	3	
Pol.	Horizontal	Vertical
14.47G ~14.5G Avg	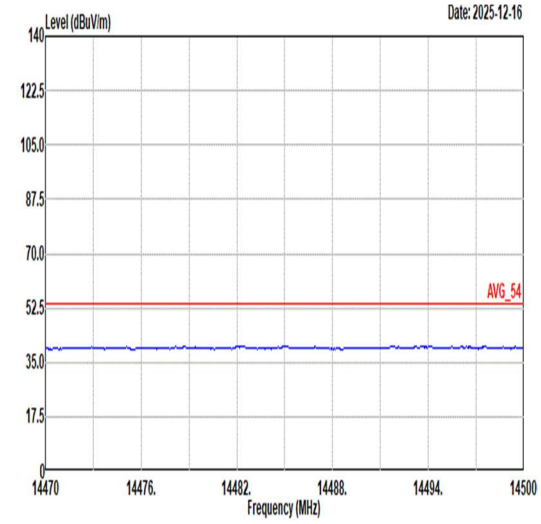 Site : 03CH15-HY Condition: AVG_54 3m 9120D-02294_250606 HORIZONTAL	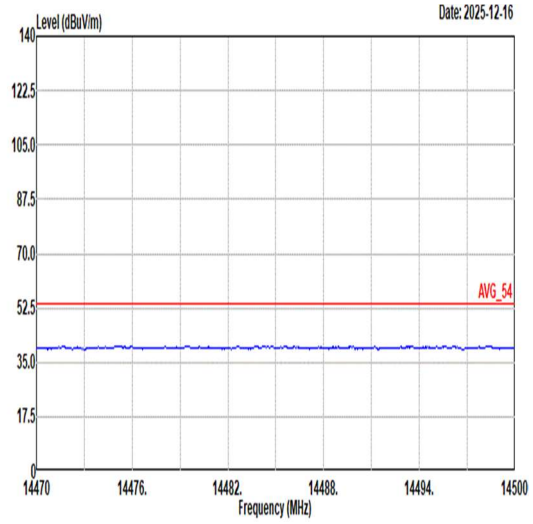 Site : 03CH15-HY Condition: AVG_54 3m 9120D-02294_250606 VERTICAL
17.7G ~18G Avg	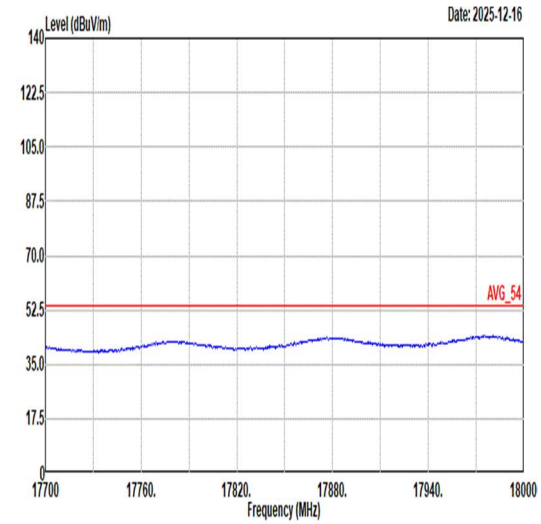 Site : 03CH15-HY Condition: AVG_54 3m 9120D-02294_250606 HORIZONTAL	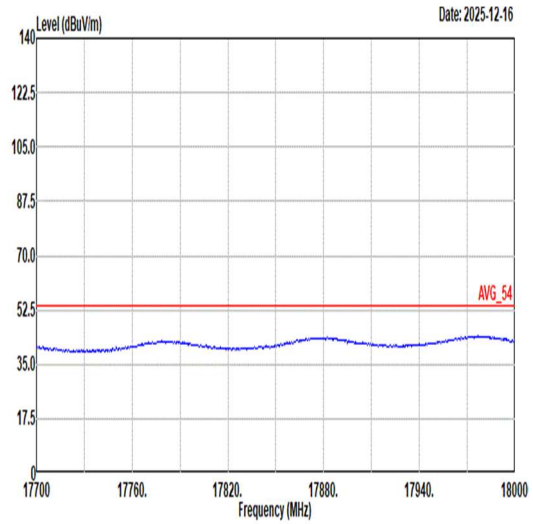 Site : 03CH15-HY Condition: AVG_54 3m 9120D-02294_250606 VERTICAL

Mode	4	
	Band Edge	
	2400-2483.5_BLE CS ASK_CH02_2404MHz	
ANT	3	
Pol.	Horizontal	Fundamental
Peak	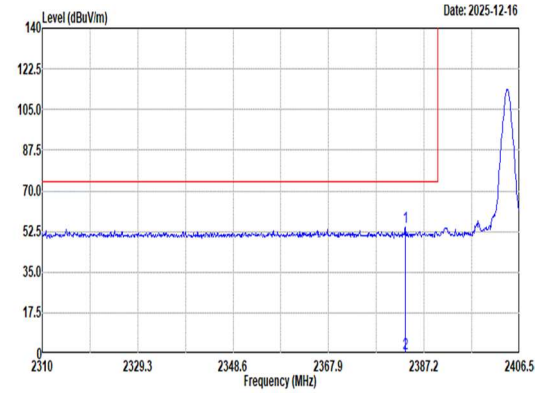 Site : 03CH15-HY Condition: PEAK_BE_74 3m 9120D-02294_250606 HORIZONTAL : RBW:1000.000kHz VBW:3000.000kHz SWT:Auto Freq Level Limit Line Margin Read Level Ant Factor Cable Loss Preamp Factor Aux Factor APos TPos Remark MHz dBuV/m dBuV/m dB dBuV dB/m dB dB dB cm deg 1 2383.44 54.18 74.00 -19.82 45.34 27.23 8.57 36.88 9.92 100 213 Peak 2 2383.44 0.20 54.00 -53.80 -- -- -- -- -- -- -- AVERAGE	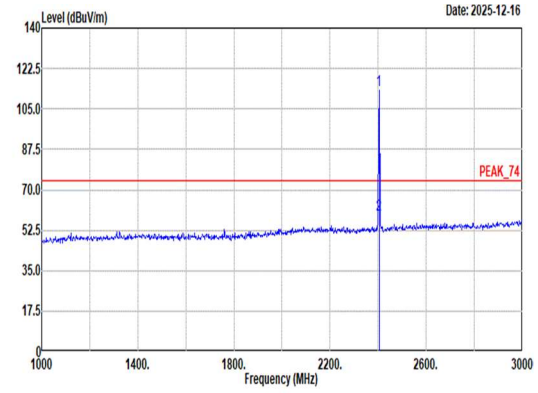 Site : 03CH15-HY Condition: PEAK_74 3m 9120D-02294_250606 HORIZONTAL : RBW:1000.000kHz VBW:3000.000kHz SWT:Auto Freq Level Limit Line Margin Read Level Ant Factor Cable Loss Preamp Factor Aux Factor APos TPos Remark MHz dBuV/m dBuV/m dB dBuV dB/m dB dB dB cm deg 1 2404.00 113.23 ------ ------ 104.18 27.40 8.61 36.88 9.92 100 213 Peak 2 2404.00 59.25 ------ ------ -- -- -- -- -- -- -- Average

Mode	4	
	Band Edge	
	2400-2483.5_BLE CS ASK_CH02_2404MHz	
ANT	3	
Pol.	Vertical	Fundamental
Peak	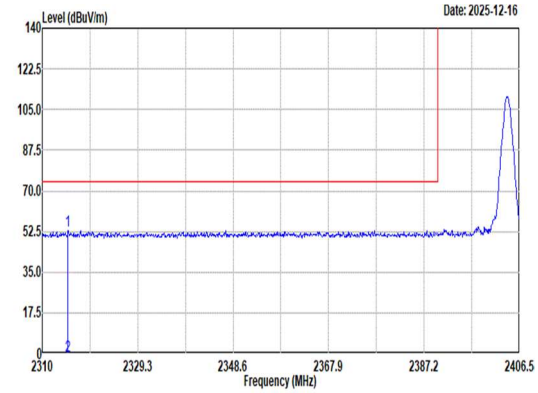 Site : 03CH15-HY Condition: PEAK_BE_74 3m 9120D-02294_250606 VERTICAL : RBW:1000.000kHz VBW:3000.000kHz SWT:Auto Freq Level Limit Line Margin Read Level Ant Factor Cable Loss Preamp Factor Aux Factor APos TPos Remark MHz dBuV/m dBuV/m dB dBuV dB/m dB dB dB cm deg 1 2315.21 52.90 74.00 -21.10 44.24 27.20 8.43 36.89 9.92 386 270 Peak 2 2315.21 -1.08 54.00 -55.08 -- -- -- -- -- -- -- AVERAGE	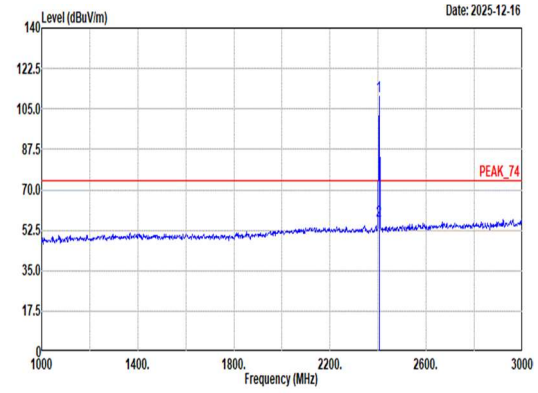 Site : 03CH15-HY Condition: PEAK_74 3m 9120D-02294_250606 VERTICAL : RBW:1000.000kHz VBW:3000.000kHz SWT:Auto Freq Level Limit Line Margin Read Level Ant Factor Cable Loss Preamp Factor Aux Factor APos TPos Remark MHz dBuV/m dBuV/m dB dBuV dB/m dB dB dB cm deg 1 2404.00 110.62 ------ ------ 101.57 27.40 8.61 36.88 9.92 386 270 Peak 2 2404.00 56.64 ------ ------ -- -- -- -- -- -- -- Average

Mode	4	
	Harmonic	
	2400-2483.5_BLE CS ASK_CH02_2404MHz	
ANT	3	
Pol.	Horizontal	Vertical
Peak Avg	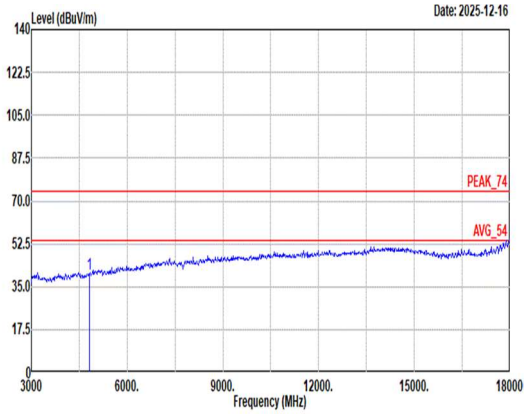 Site : 03CH15-HY Condition: PEAK_74 3m 9120D-02294_250606 HORIZONTAL Freq Level Limit Line Margin Read Level Ant Factor Cable Loss Preamp Factor Aux Factor APos TPos Remark MHz dBuV/m dBuV/m dB dBuV dB/m dB dB dB cm deg 1 4808.00 40.18 74.00 -33.82 53.20 32.35 12.29 58.20 0.54 -- -- Peak 2 4808.00 -13.80 54.00 -67.80 -- -- -- -- -- -- -- Average	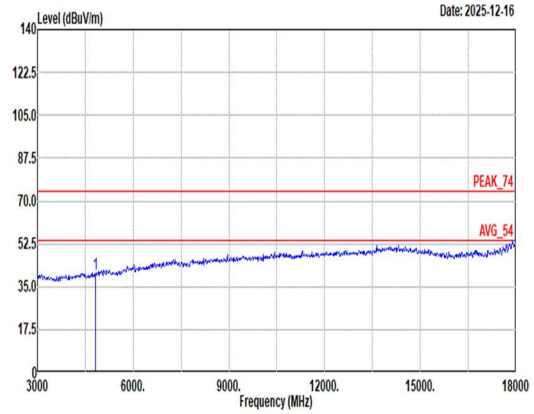 Site : 03CH15-HY Condition: PEAK_74 3m 9120D-02294_250606 VERTICAL Freq Level Limit Line Margin Read Level Ant Factor Cable Loss Preamp Factor Aux Factor APos TPos Remark MHz dBuV/m dBuV/m dB dBuV dB/m dB dB dB cm deg 1 4808.00 40.07 74.00 -33.93 53.09 32.35 12.29 58.20 0.54 -- -- Peak 2 4808.00 -13.91 54.00 -67.91 -- -- -- -- -- -- -- Average

Mode	4	
	Harmonic	
	2400-2483.5_BLE CS ASK_CH02_2404MHz	
ANT	3	
Pol.	Horizontal	Vertical
14.47G ~14.5G Avg	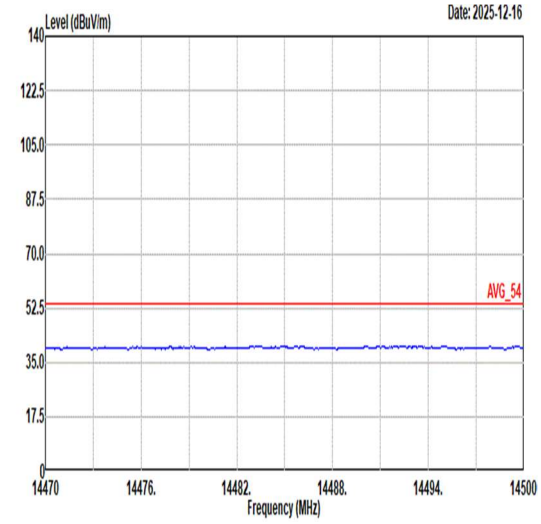 Site : 03CH15-HY Condition: AVG_54 3m 9120D-02294_250606 HORIZONTAL	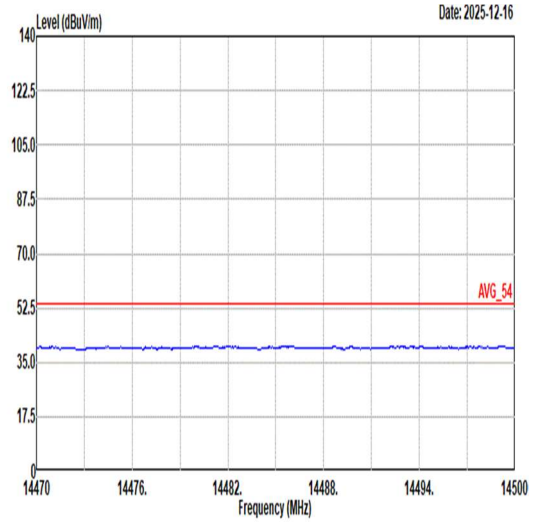 Site : 03CH15-HY Condition: AVG_54 3m 9120D-02294_250606 VERTICAL
17.7G ~18G Avg	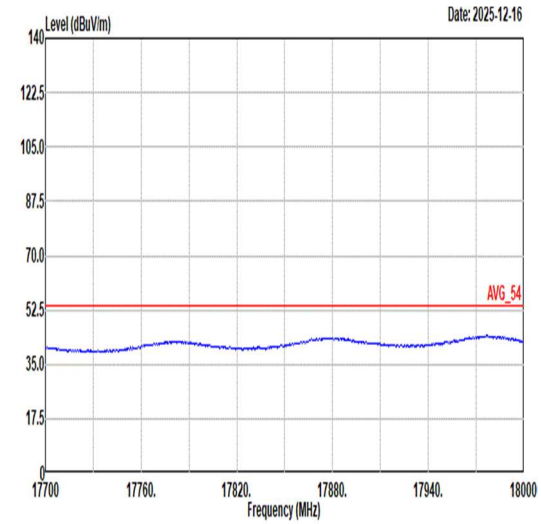 Site : 03CH15-HY Condition: AVG_54 3m 9120D-02294_250606 HORIZONTAL	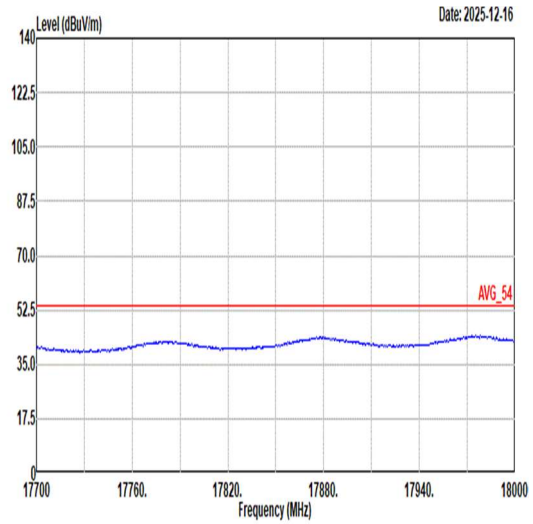 Site : 03CH15-HY Condition: AVG_54 3m 9120D-02294_250606 VERTICAL

Mode	5	
	Band Edge - L	
	2400-2483.5_BLE CS ASK_CH38_2440MHz	
ANT	3	
Pol.	Horizontal	Fundamental
Peak	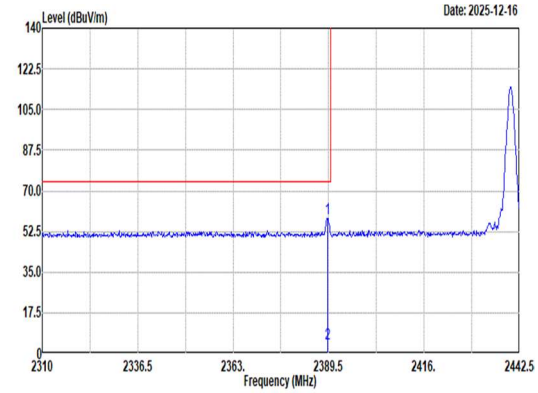 Site : 03CH15-HY Condition: PEAK_BE_74 3m 9120D-02294_250606 HORIZONTAL : RBW:1000.000kHz VBW:3000.000kHz SWT:Auto Limit Read Ant Cable Preamp Aux APos TPos Freq Level Line Margin Level Factor Loss Factor Factor Remark MHz dBuV/m dBuV/m dB dBuV dB/m dB dB dB cm deg 1 2389.10 58.35 74.00 -15.65 49.44 27.29 8.58 36.88 9.92 100 210 Peak 2 2389.10 4.37 54.00 -49.63 -- -- -- -- -- -- -- AVERAGE	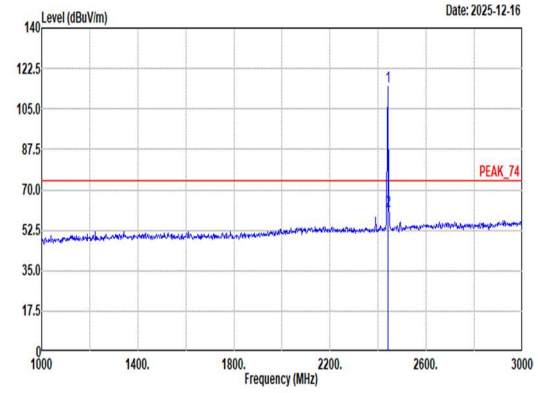 Site : 03CH15-HY Condition: PEAK_74 3m 9120D-02294_250606 HORIZONTAL : RBW:1000.000kHz VBW:3000.000kHz SWT:Auto Limit Read Ant Cable Preamp Aux APos TPos Freq Level Line Margin Level Factor Loss Factor Factor Remark MHz dBuV/m dBuV/m dB dBuV dB/m dB dB dB cm deg 1 2440.00 114.54 ------ ------ 105.32 27.50 8.67 36.87 9.92 100 210 Peak 2 2440.00 60.56 54.00 6.56 -- -- -- -- -- -- -- Average

Mode	5	
	Band Edge - R	
	2400-2483.5_BLE CS ASK_CH38_2440MHz	
ANT	3	
Pol.	Horizontal	Fundamental
Peak	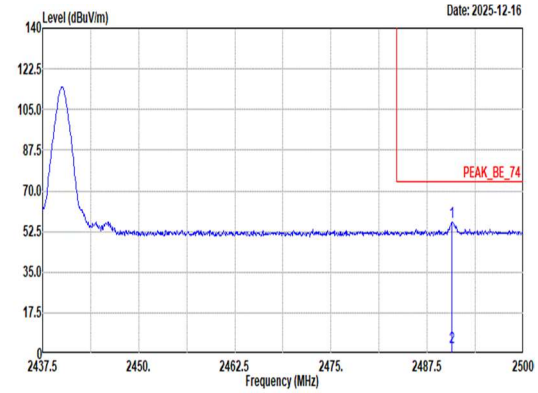 Site : 03CH15-HY Condition: PEAK_BE_74 3m 9120D-02294_250606 HORIZONTAL : RBW:1000.000kHz VBW:3000.000kHz SWT:Auto Freq Level Limit Line Margin Read Level Ant Factor Cable Loss Preamp Factor Aux Factor APos TPos Remark MHz dBuV/m dBuV/m dB dBuV dB/m dB dB dB cm deg 1 2490.69 56.78 74.00 -17.22 47.16 27.80 8.76 36.86 9.92 100 210 Peak 2 2490.69 2.80 54.00 -51.20 -- -- -- -- -- -- -- AVERAGE	Blank

Mode	5	
	Band Edge - L	
	2400-2483.5_BLE CS ASK_CH38_2440MHz	
ANT	3	
Pol.	Vertical	Fundamental
Peak	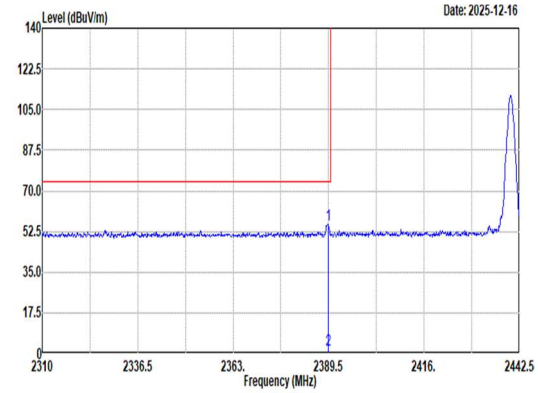 Site : 03CH15-HY Condition: PEAK_BE_74 3m 9120D-02294_250606 VERTICAL : RBW:1000.000kHz VBW:3000.000kHz SWT:Auto Freq Level Limit Line Margin Read Level Ant Factor Cable Loss Preamp Factor Aux Factor APos TPos Remark MHz dBuV/m dBuV/m dB dBuV dB/m dB dB dB cm deg 1 2389.37 55.55 74.00 -18.45 46.64 27.29 8.58 36.88 9.92 375 267 Peak 2 2389.37 1.57 54.00 -52.43 -- -- -- -- -- -- -- AVERAGE	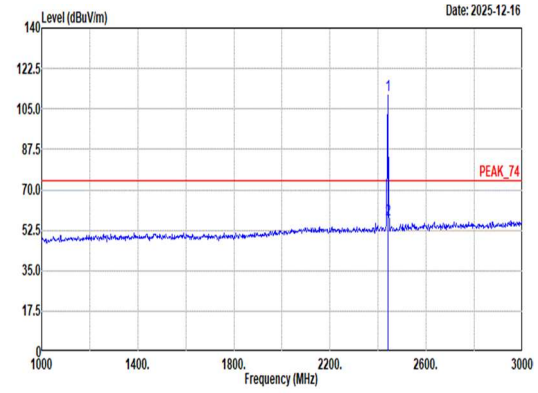 Site : 03CH15-HY Condition: PEAK_74 3m 9120D-02294_250606 VERTICAL : RBW:1000.000kHz VBW:3000.000kHz SWT:Auto Freq Level Limit Line Margin Read Level Ant Factor Cable Loss Preamp Factor Aux Factor APos TPos Remark MHz dBuV/m dBuV/m dB dBuV dB/m dB dB dB cm deg 1 2440.00 110.92 ------ ------ 101.70 27.50 8.67 36.87 9.92 375 267 Peak 2 2440.00 56.94 54.00 2.94 -- -- -- -- -- -- -- Average

Mode	5	
	Band Edge - R	
	2400-2483.5_BLE CS ASK_CH38_2440MHz	
ANT	3	
Pol.	Vertical	Fundamental
Peak	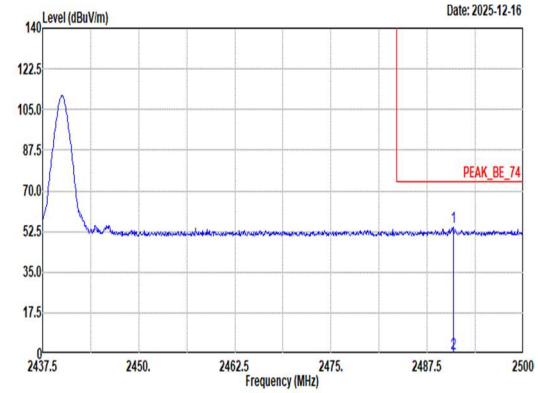 Site : 03CH15-HY Condition: PEAK_BE_74 3m 9120D-02294_250606 VERTICAL : RBW:1000.000kHz VBW:3000.000kHz SWT:Auto Freq Level Limit Line Margin Read Level Ant Factor Cable Loss Preamp Factor Aux Factor APos TPos Remark MHz dBuV/m dBuV/m dB dBuV dB/m dB dB dB cm deg 1 2490.88 54.22 74.00 -19.78 44.60 27.80 8.76 36.86 9.92 375 267 Peak 2 2490.88 0.24 54.00 -53.76 -- -- -- -- -- -- -- AVERAGE	Blank

Mode	5	
	Harmonic	
	2400-2483.5_BLE CS ASK_CH38_2440MHz	
ANT	3	
Pol.	Horizontal	Vertical
Peak Avg	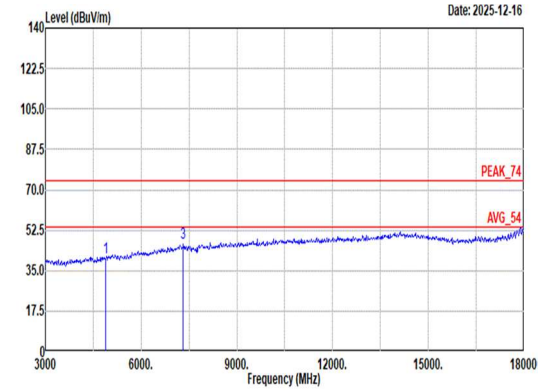 Site : 03CH15-HY Condition: PEAK_74 3m 9120D-02294_250606 HORIZONTAL 1 4880.00 40.78 74.00 -33.22 53.36 32.72 12.36 58.19 0.53 -- -- Peak 2 4880.00 -13.20 54.00 -67.20 -- -- -- -- -- -- -- Average 3 7320.00 46.90 74.00 -27.10 53.52 36.82 15.27 59.04 0.33 100 148 Peak 4 7320.00 -7.08 54.00 -61.08 -- -- -- -- -- -- -- Average	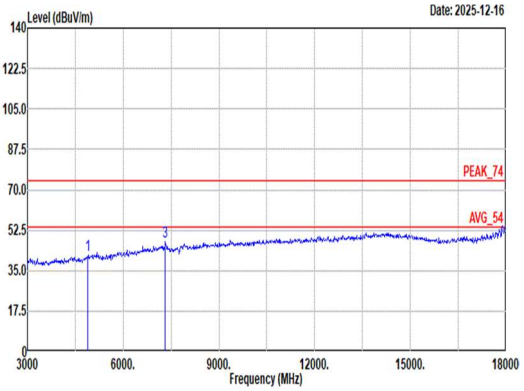 Site : 03CH15-HY Condition: PEAK_74 3m 9120D-02294_250606 VERTICAL 1 4880.00 41.66 74.00 -32.34 54.24 32.72 12.36 58.19 0.53 -- -- Peak 2 4880.00 -12.32 54.00 -66.32 -- -- -- -- -- -- -- Average 3 7320.00 47.49 74.00 -26.51 54.11 36.82 15.27 59.04 0.33 100 248 Peak 4 7320.00 -6.49 54.00 -60.49 -- -- -- -- -- -- -- Average

Mode	5	
	Harmonic	
	2400-2483.5_BLE CS ASK_CH38_2440MHz	
ANT	3	
Pol.	Horizontal	Vertical
14.47G ~14.5G Avg	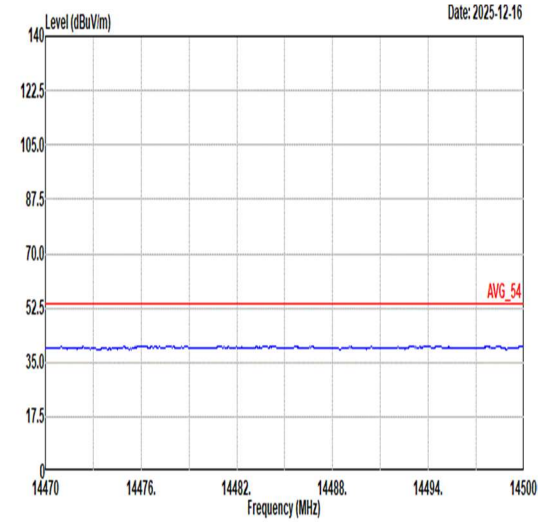 Site : 03CH15-HY Condition: AVG_54 3m 9120D-02294_250606 HORIZONTAL	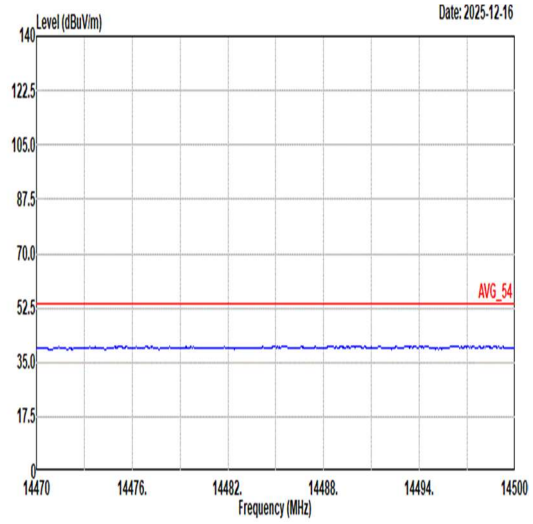 Site : 03CH15-HY Condition: AVG_54 3m 9120D-02294_250606 VERTICAL
17.7G ~18G Avg	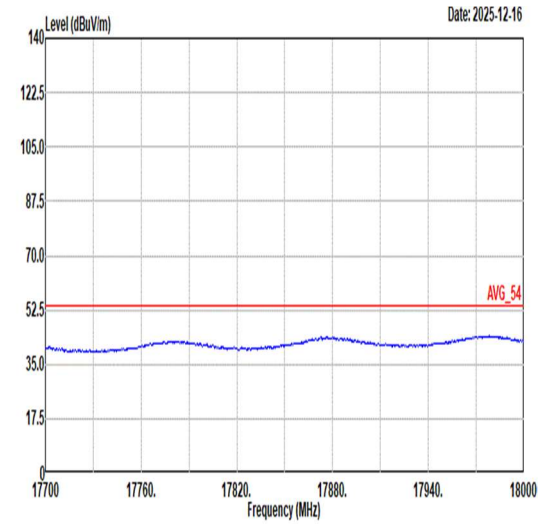 Site : 03CH15-HY Condition: AVG_54 3m 9120D-02294_250606 HORIZONTAL	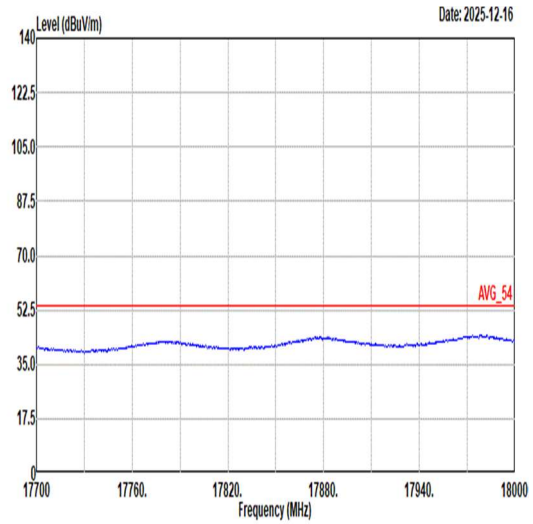 Site : 03CH15-HY Condition: AVG_54 3m 9120D-02294_250606 VERTICAL

Mode	6	
	Band Edge	
	2400-2483.5_BLE CS ASK_CH76_2478MHz	
ANT	3	
Pol.	Horizontal	Fundamental
Peak	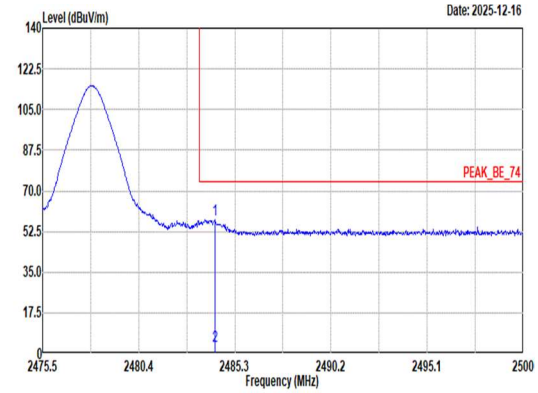 Site : 03CH15-HY Condition: PEAK_BE_74 3m 9120D-02294_250606 HORIZONTAL : RBW:1000.000kHz VBW:3000.000kHz SWT:Auto Freq Level Limit Line Margin Read Level Ant Factor Cable Loss Preamp Factor Aux Factor APos TPos Remark MHz dBuV/m dBuV/m dB dBuV dB/m dB dB dB cm deg 1 2484.27 57.36 74.00 -16.64 47.86 27.69 8.75 36.86 9.92 100 214 Peak 2 2484.27 3.38 54.00 -50.62 -- -- -- -- -- -- -- AVERAGE	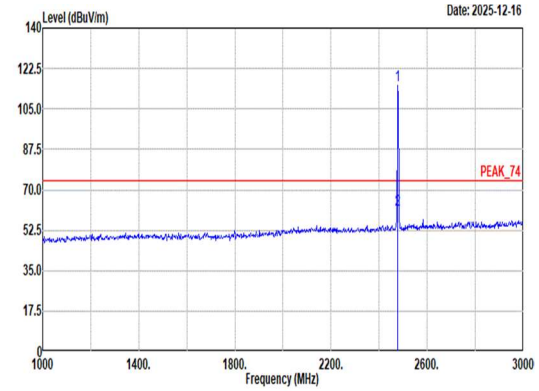 Site : 03CH15-HY Condition: PEAK_74 3m 9120D-02294_250606 HORIZONTAL : RBW:1000.000kHz VBW:3000.000kHz SWT:Auto Freq Level Limit Line Margin Read Level Ant Factor Cable Loss Preamp Factor Aux Factor APos TPos Remark MHz dBuV/m dBuV/m dB dBuV dB/m dB dB dB cm deg 1 2478.00 115.14 ------ ------ 105.76 27.58 8.74 36.86 9.92 100 214 Peak 2 2478.00 61.16 ------ ------ -- -- -- -- -- -- -- Average