Mode	1	
	Harmonic	
	2400-2483.5_BLE CS ASK_CH02_2404MHz	
ANT	3	
Pol.	Horizontal	Vertical
14.47G ~14.5G Avg	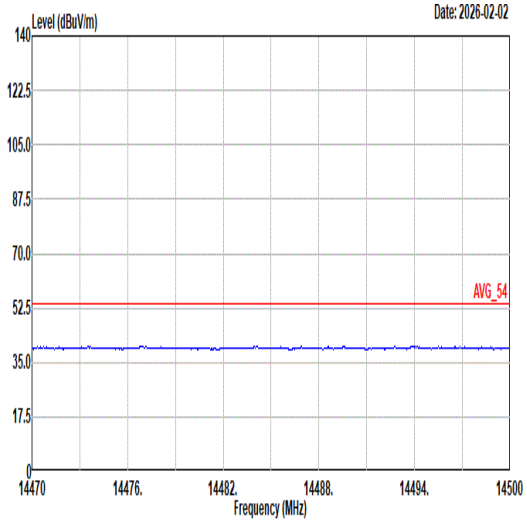 Site : 03CH11-HY Condition: AVG_54 3m 9120D_01620_250915 HORIZONTAL Mode : 1 Setting : 22	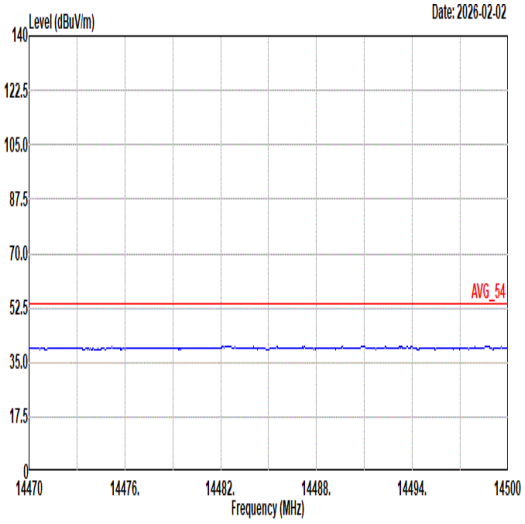 Site : 03CH11-HY Condition: AVG_54 3m 9120D_01620_250915 VERTICAL Mode : 1 Setting : 22
17.7G ~18G Avg	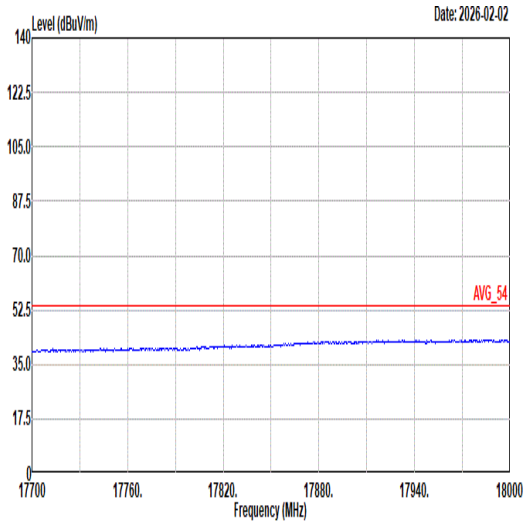 Site : 03CH11-HY Condition: AVG_54 3m 9120D_01620_250915 HORIZONTAL Mode : 1 Setting : 22	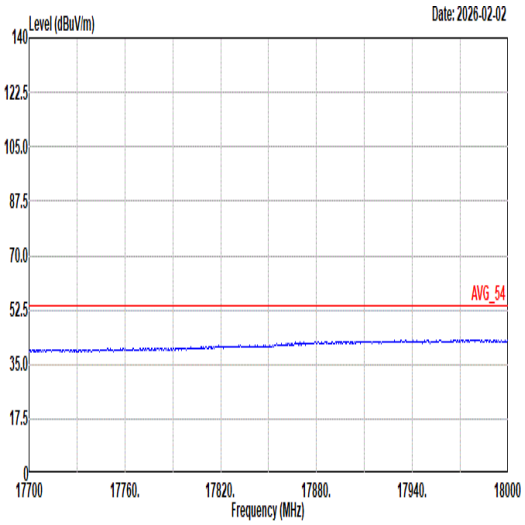 Site : 03CH11-HY Condition: AVG_54 3m 9120D_01620_250915 VERTICAL Mode : 1 Setting : 22

Mode	2	
	Band Edge - L	
	2400-2483.5_BLE CS ASK_CH38_2440MHz	
ANT	3	
Pol.	Horizontal	Fundamental
Peak	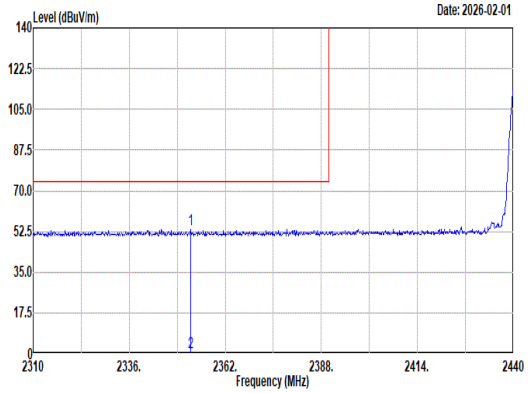 Site : 03CH11-HY Condition: PEAK_BE_74 3m 9120D_01620_250915 HORIZONTAL : RBW:1000.000kHz VBW:3000.000kHz SWT:Auto Detector : PEAK Mode : 2 Setting : 22 Freq Level Limit Line Margin Read Level Ant Factor Cable Loss Preamp Factor Aux Factor APos TPos Remark MHz dBuV/m dBuV/m dB dBuV dB/m dB dB dB cm deg 1 2352.64 53.61 74.00 -20.39 42.79 27.20 6.74 33.24 10.12 112 28 Peak 2 2352.64 0.46 54.00 -53.54 -- -- -- -- -- -- -- AVERAGE	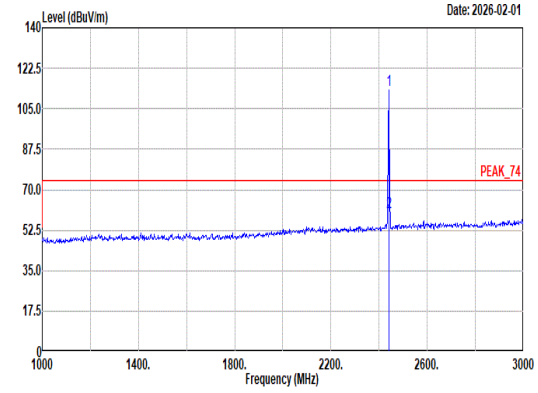 Site : 03CH11-HY Condition: PEAK_74 3m 9120D_01620_250915 HORIZONTAL : RBW:1000.000kHz VBW:3000.000kHz SWT:Auto Detector : PEAK Mode : 2 Setting : 22 Freq Level Limit Line Margin Read Level Ant Factor Cable Loss Preamp Factor Aux Factor APos TPos Remark MHz dBuV/m dBuV/m dB dBuV dB/m dB dB dB cm deg 1 2440.00 113.26 ------ ------ 101.96 27.50 6.84 33.16 10.12 112 28 Peak 2 2440.00 60.11 ------ ------ -- -- -- -- -- -- -- Average

Mode	2	
	Band Edge - R	
	2400-2483.5_BLE CS ASK_CH38_2440MHz	
ANT	3	
Pol.	Horizontal	Fundamental
Peak	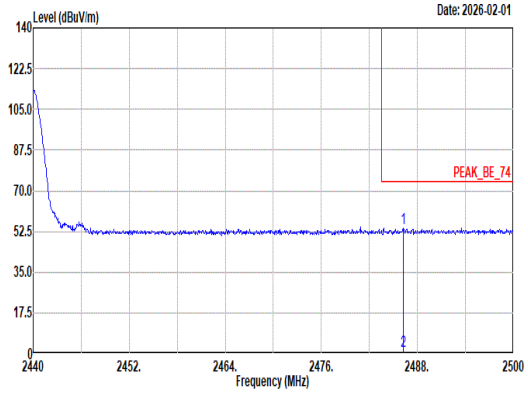 Site : 03CH11-HY Condition: PEAK_BE_74 3m 9120D_01620_250915 HORIZONTAL : RBW:1000.000kHz VBW:3000.000kHz SWT:Auto Detector : PEAK Mode : 2 Setting : 22 Freq Level Limit Line Margin Read Level Ant Factor Cable Loss Preamp Factor Aux Factor APos TPos Remark MHz dBuV/m dBuV/m dB dBuV dB/m dB dB dB cm deg 1 2486.20 54.03 74.00 -19.97 42.43 27.72 6.87 33.11 10.12 112 28 Peak 2 2486.20 0.88 54.00 -53.12 -- -- -- -- -- -- -- AVERAGE	Blank

Mode	2	
	Band Edge - L	
	2400-2483.5_BLE CS ASK_CH38_2440MHz	
ANT	3	
Pol.	Vertical	Fundamental
Peak	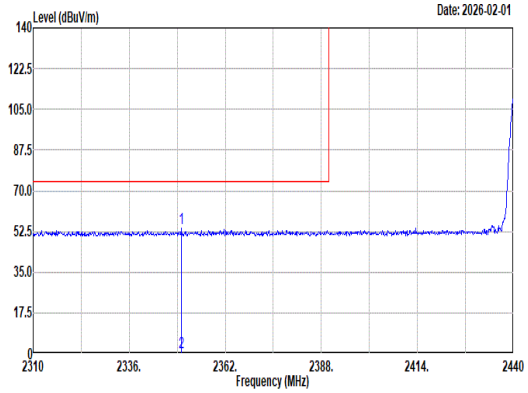 Site : 03CH11-HY Condition: PEAK_BE_74 3m 9120D_01620_250915 VERTICAL : RBW:1000.000kHz VBW:3000.000kHz SWT:Auto Detector : PEAK Mode : 2 Setting : 22 Freq Level Limit Line Margin Read Level Ant Factor Cable Loss Preamp Factor Aux Factor APos TPos Remark MHz dBuV/m dBuV/m dB dBuV dB/m dB dB dB cm deg 1 2350.04 53.68 74.00 -20.32 42.86 27.20 6.74 33.24 10.12 300 105 Peak 2 2350.04 0.53 54.00 -53.47 -- -- -- -- -- -- -- AVERAGE	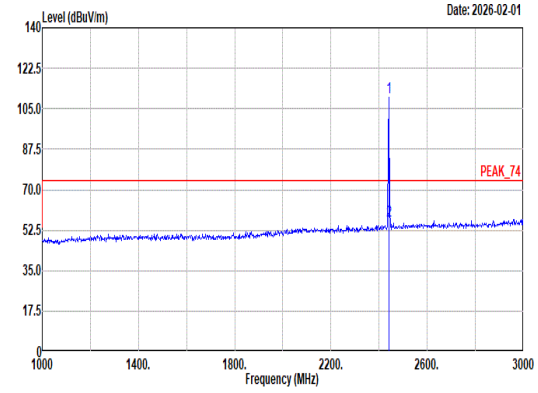 Site : 03CH11-HY Condition: PEAK_74 3m 9120D_01620_250915 VERTICAL : RBW:1000.000kHz VBW:3000.000kHz SWT:Auto Detector : PEAK Mode : 2 Setting : 22 Freq Level Limit Line Margin Read Level Ant Factor Cable Loss Preamp Factor Aux Factor APos TPos Remark MHz dBuV/m dBuV/m dB dBuV dB/m dB dB dB cm deg 1 2440.00 109.85 ------ ------ 98.55 27.50 6.84 33.16 10.12 300 105 Peak 2 2440.00 56.70 ------ ------ -- -- -- -- -- -- -- Average

Mode	2	
	Band Edge - R	
	2400-2483.5_BLE CS ASK_CH38_2440MHz	
ANT	3	
Pol.	Vertical	Fundamental
Peak	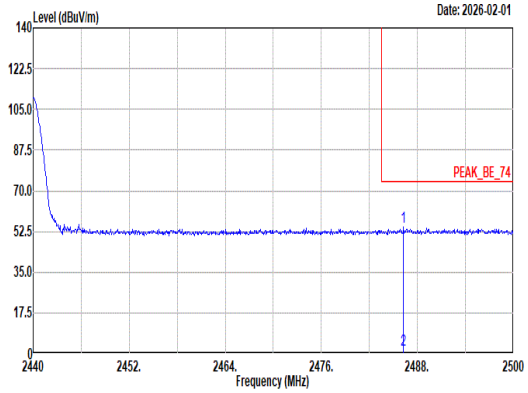 Site : 03CH11-HY Condition: PEAK_BE_74 3m 9120D_01620_250915 VERTICAL : RBW:1000.000kHz VBW:3000.000kHz SWT:Auto Detector : PEAK Mode : 2 Setting : 22 Freq Level Limit Line Margin Read Level Ant Factor Cable Loss Preamp Factor Aux Factor APos TPos Remark MHz dBuV/m dBuV/m dB dBuV dB/m dB dB dB cm deg 1 2486.26 54.63 74.00 -19.37 43.02 27.73 6.87 33.11 10.12 300 105 Peak 2 2486.26 1.48 54.00 -52.52 -- -- -- -- -- -- -- AVERAGE	Blank

Mode	2	
	Harmonic	
	2400-2483.5_BLE CS ASK_CH38_2440MHz	
ANT	3	
Pol.	Horizontal	Vertical
Peak Avg	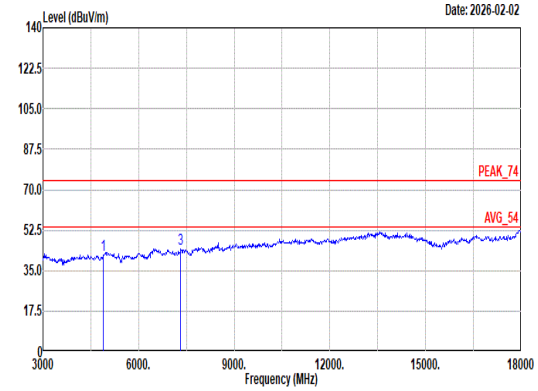 Site : 03CH11-HY Condition: PEAK_74 3m 9120D_01620_250915 HORIZONTAL Mode : 2 Setting : 22 1 4880.00 41.78 74.00 -32.22 64.66 32.62 10.66 67.11 0.95 -- -- Peak 2 4880.00 -11.36 54.00 -65.36 -- -- -- -- -- -- -- Average 3 7320.00 44.31 74.00 -29.69 59.66 36.82 13.74 66.10 0.19 -- -- Peak 4 7320.00 -8.84 54.00 -62.84 -- -- -- -- -- -- -- Average	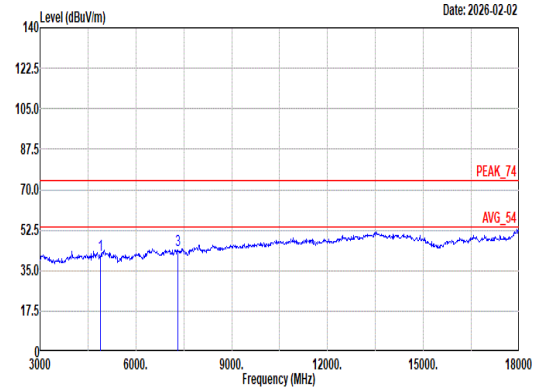 Site : 03CH11-HY Condition: PEAK_74 3m 9120D_01620_250915 VERTICAL Mode : 2 Setting : 22 1 4880.00 41.58 74.00 -32.42 64.46 32.62 10.66 67.11 0.95 -- -- Peak 2 4880.00 -11.56 54.00 -65.56 -- -- -- -- -- -- -- Average 3 7320.00 43.69 74.00 -30.31 59.04 36.82 13.74 66.10 0.19 -- -- Peak 4 7320.00 -9.46 54.00 -63.46 -- -- -- -- -- -- -- Average

Mode	2	
	Harmonic	
	2400-2483.5_BLE CS ASK_CH38_2440MHz	
ANT	3	
Pol.	Horizontal	Vertical
14.47G ~14.5G Avg	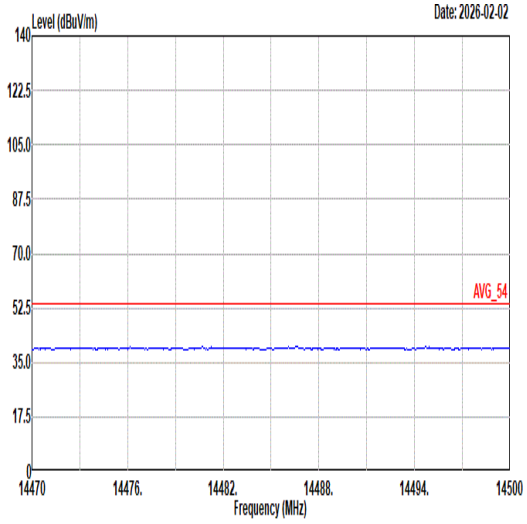 Site : 03CH11-HY Condition: AVG_54 3m 9120D_01620_250915 HORIZONTAL Mode : 2 Setting : 22	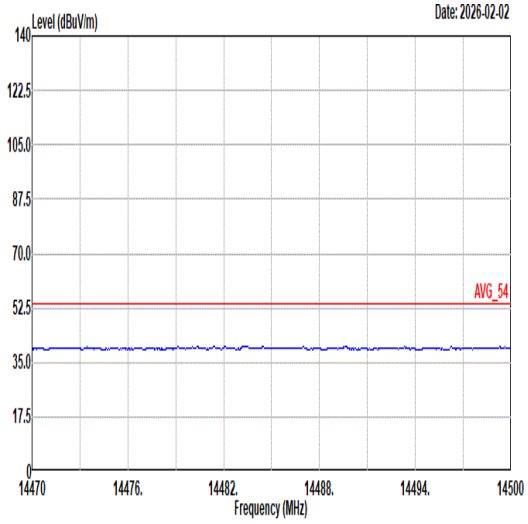 Site : 03CH11-HY Condition: AVG_54 3m 9120D_01620_250915 VERTICAL Mode : 2 Setting : 22
17.7G ~18G Avg	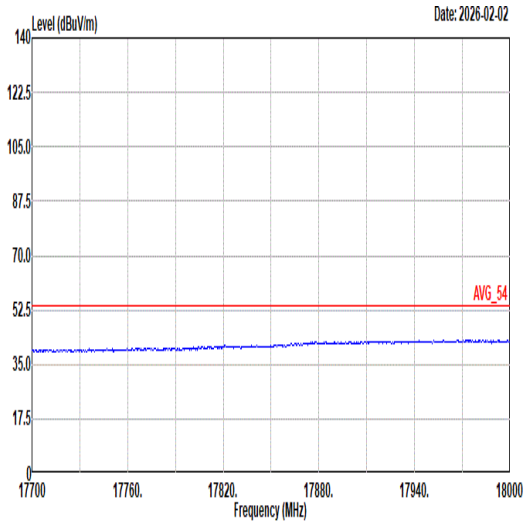 Site : 03CH11-HY Condition: AVG_54 3m 9120D_01620_250915 HORIZONTAL Mode : 2 Setting : 22	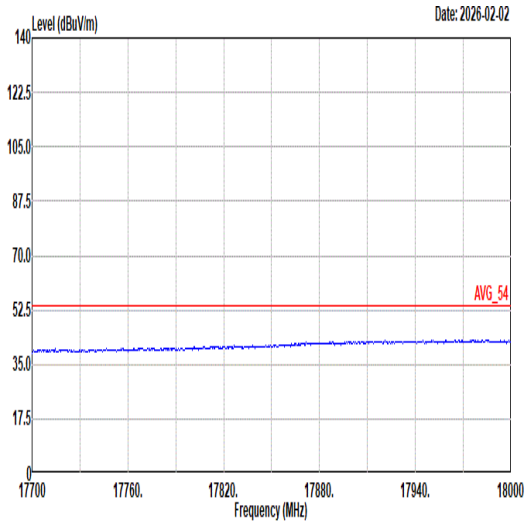 Site : 03CH11-HY Condition: AVG_54 3m 9120D_01620_250915 VERTICAL Mode : 2 Setting : 22

Mode	3	
	Band Edge	
	2400-2483.5_BLE CS ASK_CH76_2478MHz	
ANT	3	
Pol.	Horizontal	Fundamental
Peak	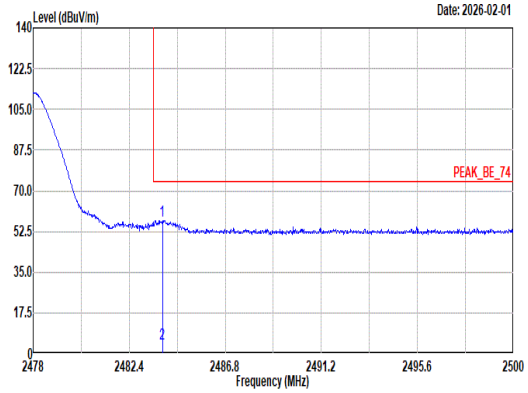 Site : 03CH11-HY Condition: PEAK_BE_74 3m 9120D_01620_250915 HORIZONTAL : RBW:1000.000kHz VBW:3000.000kHz SWT:Auto Detector : PEAK Mode : 3 Setting : 22 Freq Level Limit Line Margin Read Level Ant Factor Cable Loss Preamp Factor Aux Factor APos TPos Remark MHz dBuV/m dBuV/m dB dBuV dB/m dB dB dB cm deg 1 2483.92 57.16 74.00 -16.84 45.60 27.68 6.87 33.11 10.12 100 27 Peak 2 2483.92 4.01 54.00 -49.99 -- -- -- -- -- -- -- AVERAGE	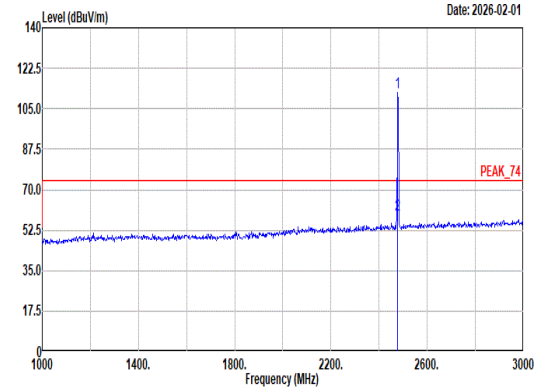 Site : 03CH11-HY Condition: PEAK_74 3m 9120D_01620_250915 HORIZONTAL : RBW:1000.000kHz VBW:3000.000kHz SWT:Auto Detector : PEAK Mode : 3 Setting : 22 Freq Level Limit Line Margin Read Level Ant Factor Cable Loss Preamp Factor Aux Factor APos TPos Remark MHz dBuV/m dBuV/m dB dBuV dB/m dB dB dB cm deg 1 2478.00 112.20 ------ ------ 100.73 27.60 6.87 33.12 10.12 100 27 Peak 2 2478.00 59.05 ------ ------ -- -- -- -- -- -- -- Average

Mode	3	
	Band Edge	
	2400-2483.5_BLE CS ASK_CH76_2478MHz	
ANT	3	
Pol.	Vertical	Fundamental
Peak	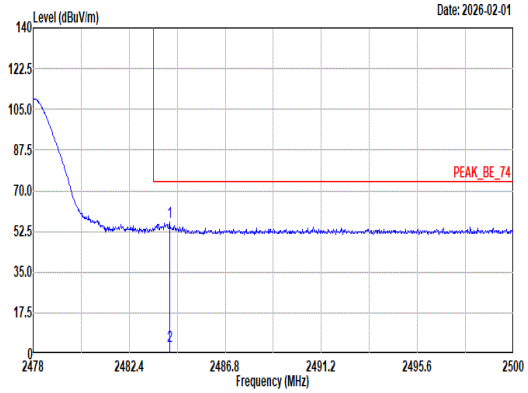 Site : 03CH11-HY Condition: PEAK_BE_74 3m 9120D_01620_250915 VERTICAL : RBW:1000.000kHz VBW:3000.000kHz SWT:Auto Detector : PEAK Mode : 3 Setting : 22 Freq Level Limit Line Margin Read Level Ant Factor Cable Loss Preamp Factor Aux Factor APos TPos Remark MHz dBuV/m dBuV/m dB dBuV dB/m dB dB dB cm deg 1 2484.25 56.31 74.00 -17.69 44.75 27.68 6.87 33.11 10.12 361 134 Peak 2 2484.25 3.16 54.00 -50.84 -- -- -- -- -- -- -- AVERAGE	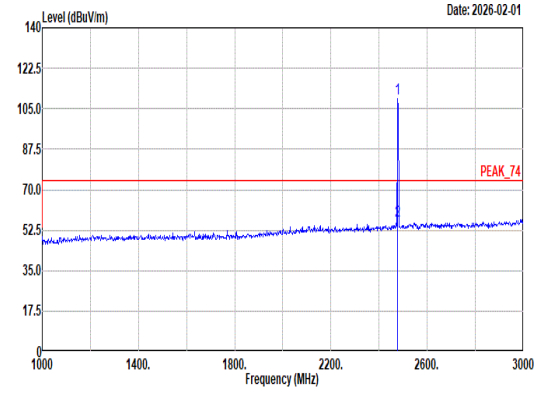 Site : 03CH11-HY Condition: PEAK_74 3m 9120D_01620_250915 VERTICAL : RBW:1000.000kHz VBW:3000.000kHz SWT:Auto Detector : PEAK Mode : 3 Setting : 22 Freq Level Limit Line Margin Read Level Ant Factor Cable Loss Preamp Factor Aux Factor APos TPos Remark MHz dBuV/m dBuV/m dB dBuV dB/m dB dB dB cm deg 1 2478.00 109.58 ------ ------ 98.11 27.60 6.87 33.12 10.12 361 134 Peak 2 2478.00 56.43 ------ ------ -- -- -- -- -- -- -- Average

Mode	3	
	Harmonic	
	2400-2483.5_BLE CS ASK_CH76_2478MHz	
ANT	3	
Pol.	Horizontal	Vertical
Peak Avg	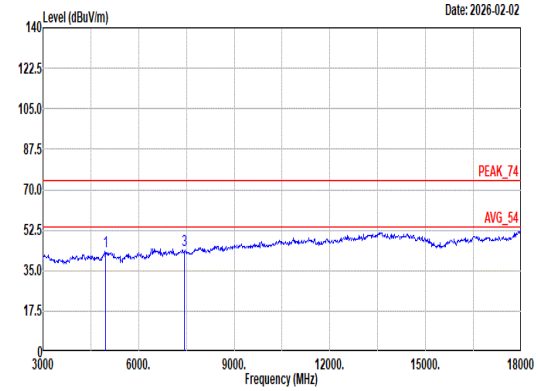 Site : 03CH11-HY Condition: PEAK_74 3m 9120D_01620_250915 HORIZONTAL Mode : 3 Setting : 22 Freq Level Limit Line Margin Read Level Ant Factor Cable Loss Preamp Factor Aux Factor APos TPos Remark MHz dBuV/m dBuV/m dB dBuV dB/m dB dB dB cm deg 1 4956.00 43.19 74.00 -30.81 65.37 32.92 10.99 67.05 0.96 -- -- Peak 2 4956.00 -9.96 54.00 -63.96 -- -- -- -- -- -- -- Average 3 7434.00 44.03 74.00 -29.97 59.88 36.30 13.85 66.18 0.18 -- -- Peak 4 7434.00 -9.12 54.00 -63.12 -- -- -- -- -- -- -- Average	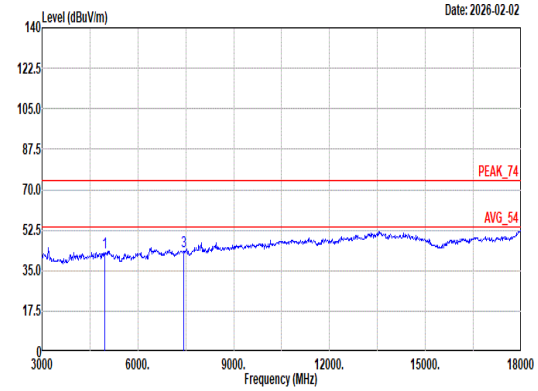 Site : 03CH11-HY Condition: PEAK_74 3m 9120D_01620_250915 VERTICAL Mode : 3 Setting : 22 Freq Level Limit Line Margin Read Level Ant Factor Cable Loss Preamp Factor Aux Factor APos TPos Remark MHz dBuV/m dBuV/m dB dBuV dB/m dB dB dB cm deg 1 4956.00 42.58 74.00 -31.42 64.76 32.92 10.99 67.05 0.96 -- -- Peak 2 4956.00 -10.57 54.00 -64.57 -- -- -- -- -- -- -- Average 3 7434.00 43.25 74.00 -30.75 59.10 36.30 13.85 66.18 0.18 -- -- Peak 4 7434.00 -9.90 54.00 -63.90 -- -- -- -- -- -- -- Average

Mode	3	
	Harmonic	
	2400-2483.5_BLE CS ASK_CH76_2478MHz	
ANT	3	
Pol.	Horizontal	Vertical
14.47G ~14.5G Avg	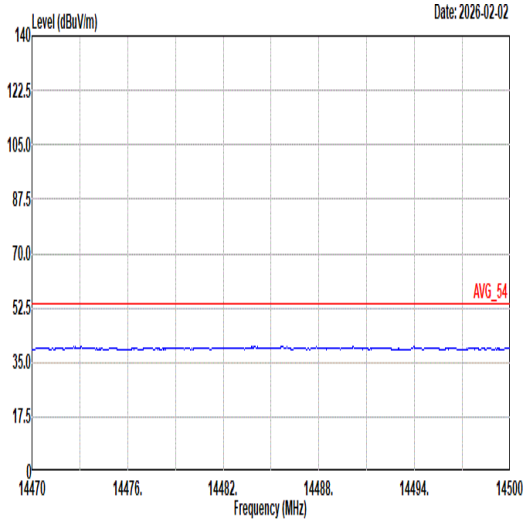 Site : 03CH11-HY Condition: AVG_54 3m 9120D_01620_250915 HORIZONTAL Mode : 3 Setting : 22	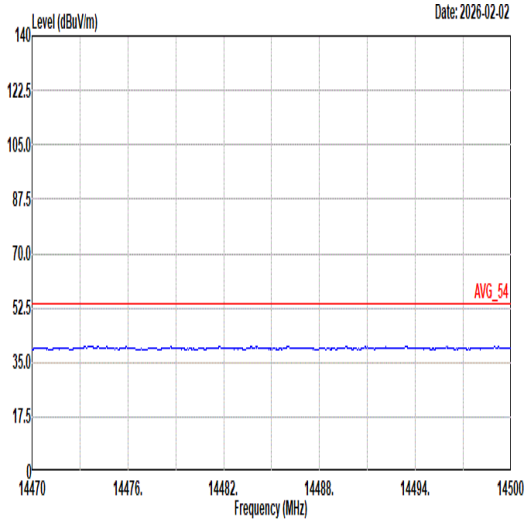 Site : 03CH11-HY Condition: AVG_54 3m 9120D_01620_250915 VERTICAL Mode : 3 Setting : 22
17.7G ~18G Avg	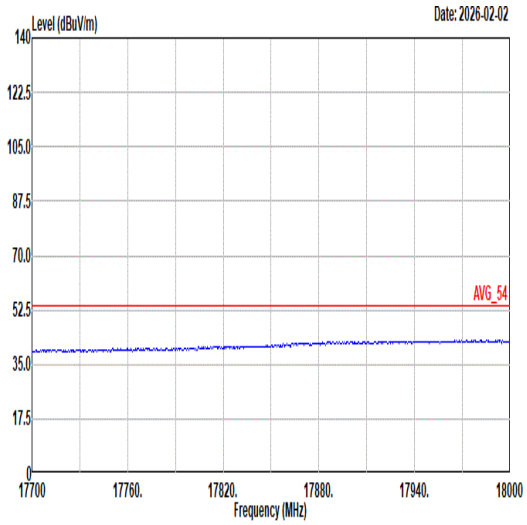 Site : 03CH11-HY Condition: AVG_54 3m 9120D_01620_250915 HORIZONTAL Mode : 3 Setting : 22	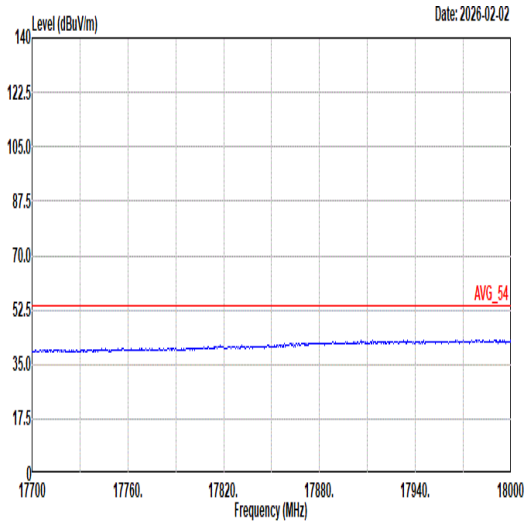 Site : 03CH11-HY Condition: AVG_54 3m 9120D_01620_250915 VERTICAL Mode : 3 Setting : 22

Mode	4	
	Band Edge	
	2400-2483.5_BLE CS ASK_CH02_2404MHz	
ANT	3	
Pol.	Horizontal	Fundamental
Peak	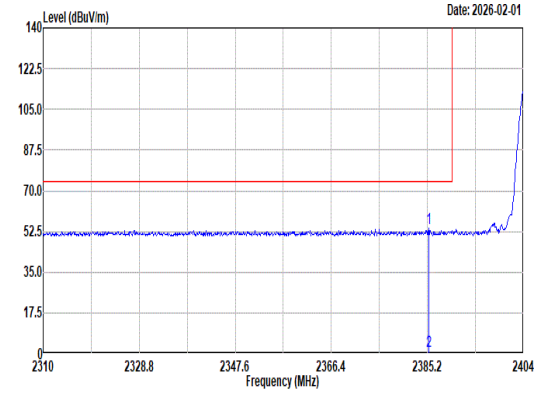 Site : 03CH11-HY Condition: PEAK_BE_74 3m 9120D_01620_250915 HORIZONTAL : RBW:1000.000kHz VBW:3000.000kHz SWT:Auto Detector : PEAK Mode : 4 Setting : 22 Freq Level Limit Line Margin Read Level Ant Factor Cable Loss Preamp Factor Aux Factor APos TPos Remark MHz dBuV/m dBuV/m dB dBuV dB/m dB dB dB cm deg 1 2385.48 53.77 74.00 -20.23 42.81 27.25 6.80 33.21 10.12 147 26 Peak 2 2385.48 0.81 54.00 -53.19 -- -- -- -- -- -- -- AVERAGE	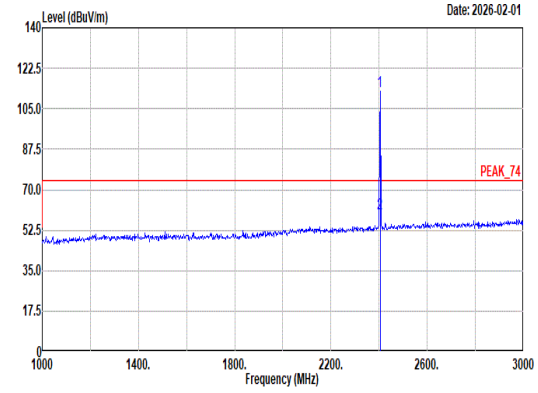 Site : 03CH11-HY Condition: PEAK_74 3m 9120D_01620_250915 HORIZONTAL : RBW:1000.000kHz VBW:3000.000kHz SWT:Auto Detector : PEAK Mode : 4 Setting : 22 Freq Level Limit Line Margin Read Level Ant Factor Cable Loss Preamp Factor Aux Factor APos TPos Remark MHz dBuV/m dBuV/m dB dBuV dB/m dB dB dB cm deg 1 2404.00 112.65 ------ ------ 101.56 27.34 6.82 33.19 10.12 147 26 Peak 2 2404.00 59.69 ------ ------ -- -- -- -- -- -- -- Average

Mode	4	
	Band Edge	
	2400-2483.5_BLE CS ASK_CH02_2404MHz	
ANT	3	
Pol.	Vertical	Fundamental
Peak	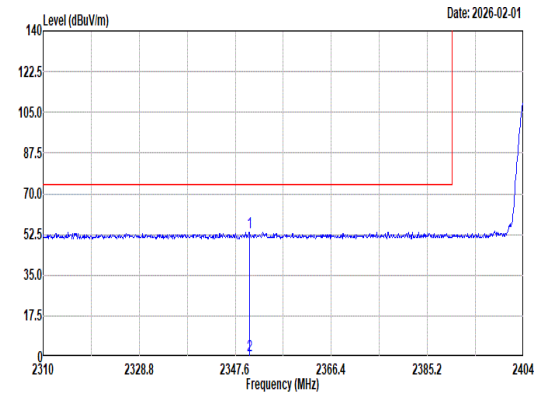 Site : 03CH11-HY Condition: PEAK_BE_74 3m 9120D_01620_250915 VERTICAL : RBW:1000.000kHz VBW:3000.000kHz SWT:Auto Detector : PEAK Mode : 4 Setting : 22 Freq Level Limit Line Margin Read Level Ant Factor Cable Loss Preamp Factor Aux Factor APos TPos Remark MHz dBuV/m dBuV/m dB dBuV dB/m dB dB dB cm deg 1 2350.33 53.58 74.00 -20.42 42.76 27.20 6.74 33.24 10.12 388 97 Peak 2 2350.33 0.62 54.00 -53.38 -- -- -- -- -- -- -- AVERAGE	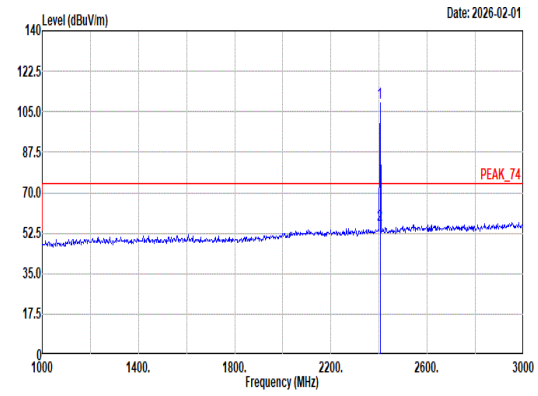 Site : 03CH11-HY Condition: PEAK_74 3m 9120D_01620_250915 VERTICAL : RBW:1000.000kHz VBW:3000.000kHz SWT:Auto Detector : PEAK Mode : 4 Setting : 22 Freq Level Limit Line Margin Read Level Ant Factor Cable Loss Preamp Factor Aux Factor APos TPos Remark MHz dBuV/m dBuV/m dB dBuV dB/m dB dB dB cm deg 1 2404.00 109.07 ------ ------ 97.98 27.34 6.82 33.19 10.12 388 97 Peak 2 2404.00 56.11 ------ ------ -- -- -- -- -- -- -- Average

Mode	4	
	Harmonic	
	2400-2483.5_BLE CS ASK_CH02_2404MHz	
ANT	3	
Pol.	Horizontal	Vertical
Peak Avg	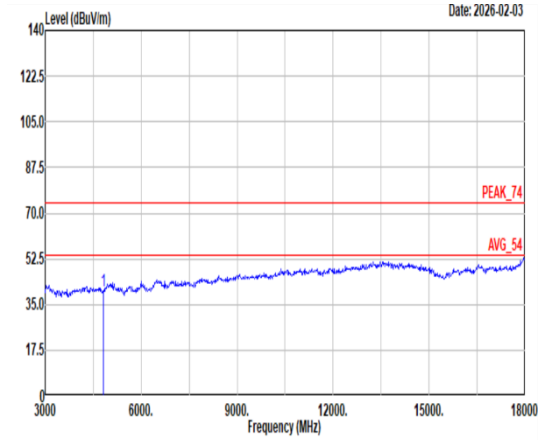 Site : 03CH11-HY Condition: PEAK_74 3m 9120D_01620_250915 HORIZONTAL Freq Level Limit Line Margin Read Level Ant Factor Cable Loss Preamp Factor Aux Factor APos TPos Remark MHz dBuV/m dBuV/m dB dBuV dB/m dB dB dB cm deg 1 4808.00 40.23 74.00 -33.77 63.77 32.33 10.35 67.17 0.95 -- -- Peak 2 4808.00 -12.73 54.00 -66.73 -- -- -- -- -- -- -- Average	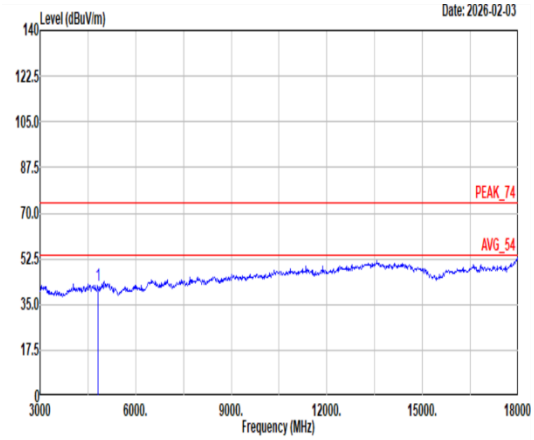 Site : 03CH11-HY Condition: PEAK_74 3m 9120D_01620_250915 VERTICAL Freq Level Limit Line Margin Read Level Ant Factor Cable Loss Preamp Factor Aux Factor APos TPos Remark MHz dBuV/m dBuV/m dB dBuV dB/m dB dB dB cm deg 1 4808.00 42.14 74.00 -31.86 65.68 32.33 10.35 67.17 0.95 -- -- Peak 2 4808.00 -10.82 54.00 -64.82 -- -- -- -- -- -- -- Average

Mode	4	
	Harmonic	
	2400-2483.5_BLE CS ASK_CH02_2404MHz	
ANT	3	
Pol.	Horizontal	Vertical
14.47G ~14.5G Avg	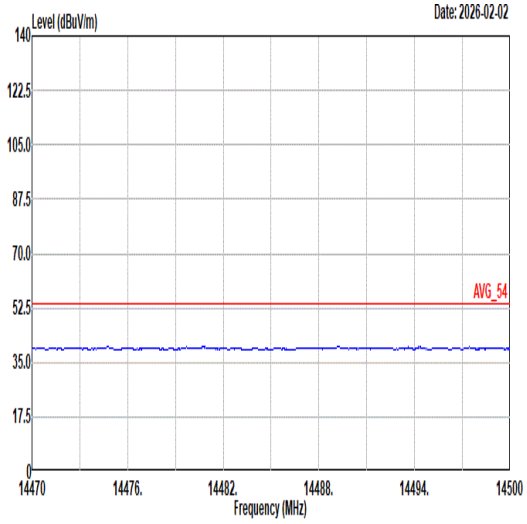 Site : 03CH11-HY Condition: AVG_54 3m 9120D_01620_250915 HORIZONTAL Mode : 4 Setting : 22	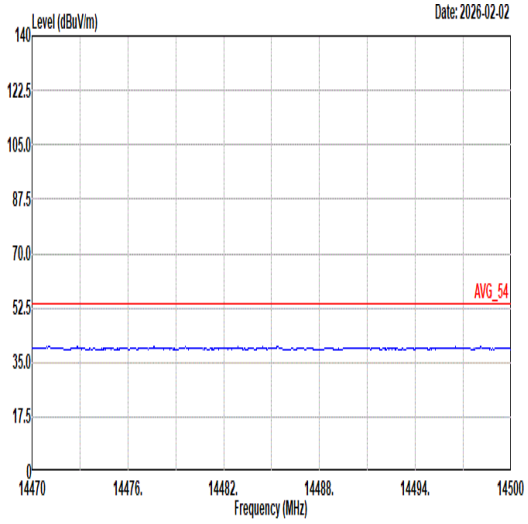 Site : 03CH11-HY Condition: AVG_54 3m 9120D_01620_250915 VERTICAL Mode : 4 Setting : 22
17.7G ~18G Avg	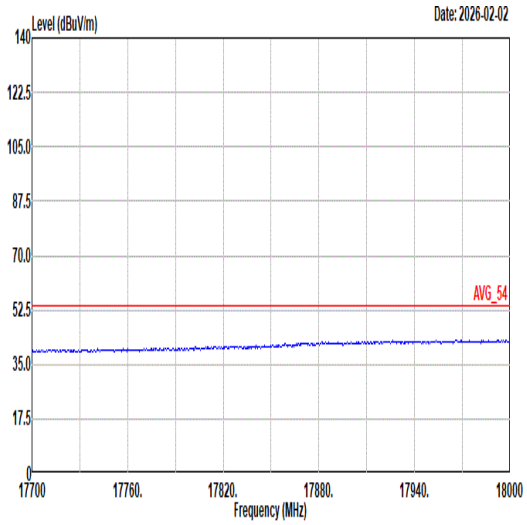 Site : 03CH11-HY Condition: AVG_54 3m 9120D_01620_250915 HORIZONTAL Mode : 4 Setting : 22	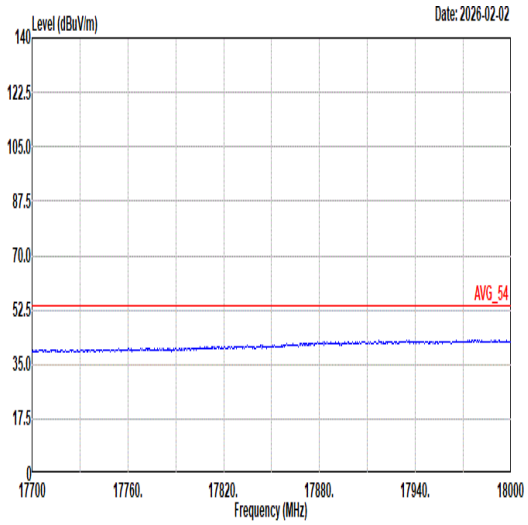 Site : 03CH11-HY Condition: AVG_54 3m 9120D_01620_250915 VERTICAL Mode : 4 Setting : 22

Mode	5	
	Band Edge - L	
	2400-2483.5_BLE CS ASK_CH38_2440MHz	
ANT	3	
Pol.	Horizontal	Fundamental
Peak	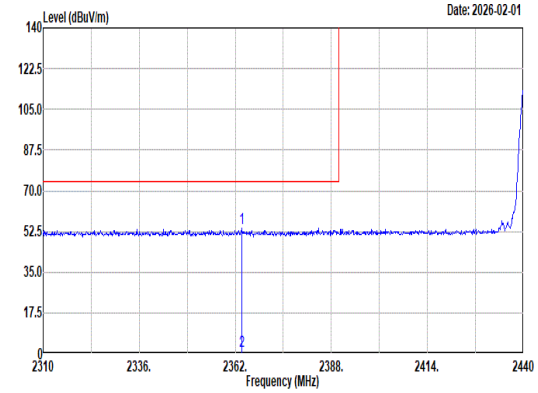 Site : 03CH11-HY Condition: PEAK_BE_74 3m 9120D_01620_250915 HORIZONTAL : RBW:1000.000kHz VBW:3000.000kHz SWT:Auto Detector : PEAK Mode : 5 Setting : 22 Freq Level Limit Line Margin Read Level Ant Factor Cable Loss Preamp Factor Aux Factor APos TPos Remark MHz dBuV/m dBuV/m dB dBuV dB/m dB dB dB cm deg 1 2363.82 53.82 74.00 -20.18 42.97 27.20 6.76 33.23 10.12 112 28 Peak 2 2363.82 0.86 54.00 -53.14 -- -- -- -- -- -- -- AVERAGE	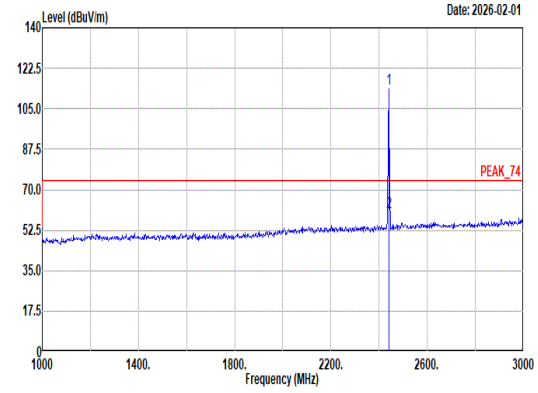 Site : 03CH11-HY Condition: PEAK_74 3m 9120D_01620_250915 HORIZONTAL : RBW:1000.000kHz VBW:3000.000kHz SWT:Auto Detector : PEAK Mode : 5 Setting : 22 Freq Level Limit Line Margin Read Level Ant Factor Cable Loss Preamp Factor Aux Factor APos TPos Remark MHz dBuV/m dBuV/m dB dBuV dB/m dB dB dB cm deg 1 2440.00 113.41 ------ ------ 102.11 27.50 6.84 33.16 10.12 112 28 Peak 2 2440.00 60.45 ------ ------ -- -- -- -- -- -- -- Average

Mode	5	
	Band Edge - R	
	2400-2483.5_BLE CS ASK_CH38_2440MHz	
ANT	3	
Pol.	Horizontal	Fundamental
Peak	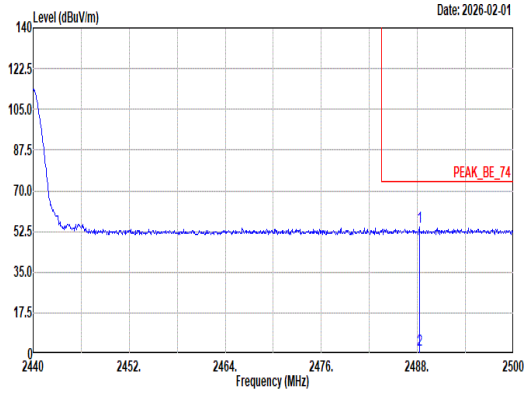 Site : 03CH11-HY Condition: PEAK_BE_74 3m 9120D_01620_250915 HORIZONTAL : RBW:1000.000kHz VBW:3000.000kHz SWT:Auto Detector : PEAK Mode : 5 Setting : 22 Freq Level Limit Line Margin Read Level Ant Factor Cable Loss Preamp Factor Aux Factor APos TPos Remark MHz dBuV/m dBuV/m dB dBuV dB/m dB dB dB cm deg 1 2488.24 54.55 74.00 -19.45 42.91 27.76 6.87 33.11 10.12 112 28 Peak 2 2488.24 1.59 54.00 -52.41 -- -- -- -- -- -- -- AVERAGE	Blank

Mode	5	
	Band Edge - L	
	2400-2483.5_BLE CS ASK_CH38_2440MHz	
ANT	3	
Pol.	Vertical	Fundamental
Peak	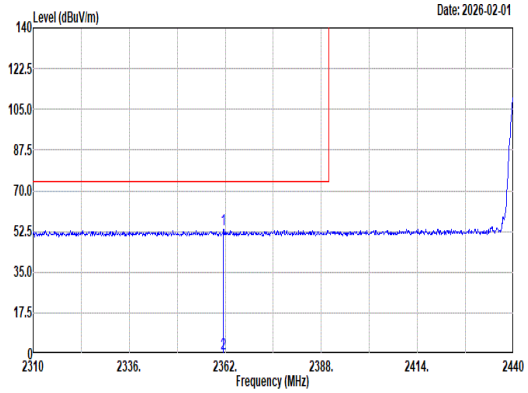 Site : 03CH11-HY Condition: PEAK_BE_74 3m 9120D_01620_250915 VERTICAL : RBW:1000.000kHz VBW:3000.000kHz SWT:Auto Detector : PEAK Mode : 5 Setting : 22 Freq Level Limit Line Margin Read Level Ant Factor Cable Loss Preamp Factor Aux Factor APos TPos Remark MHz dBuV/m dBuV/m dB dBuV dB/m dB dB dB cm deg 1 2361.48 53.19 74.00 -20.81 42.34 27.20 6.76 33.23 10.12 300 106 Peak 2 2361.48 0.23 54.00 -53.77 -- -- -- -- -- -- -- AVERAGE	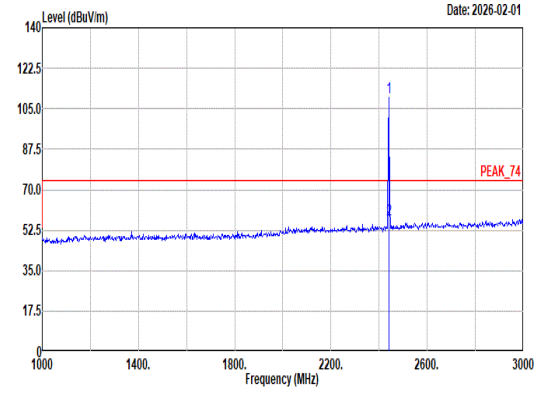 Site : 03CH11-HY Condition: PEAK_74 3m 9120D_01620_250915 VERTICAL : RBW:1000.000kHz VBW:3000.000kHz SWT:Auto Detector : PEAK Mode : 5 Setting : 22 Freq Level Limit Line Margin Read Level Ant Factor Cable Loss Preamp Factor Aux Factor APos TPos Remark MHz dBuV/m dBuV/m dB dBuV dB/m dB dB dB cm deg 1 2440.00 110.12 ------ ------ 98.82 27.50 6.84 33.16 10.12 300 106 Peak 2 2440.00 57.16 ------ ------ -- -- -- -- -- -- -- Average

Mode	5	
	Band Edge - R	
	2400-2483.5_BLE CS ASK_CH38_2440MHz	
ANT	3	
Pol.	Vertical	Fundamental
Peak	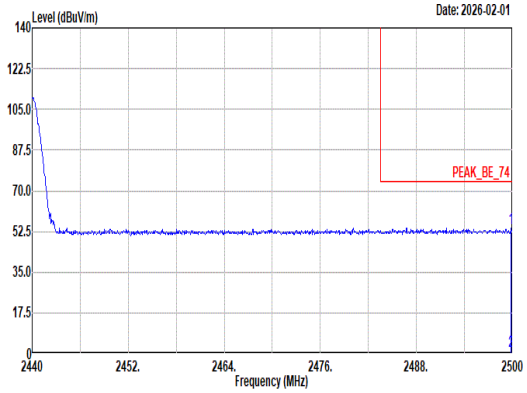 Site : 03CH11-HY Condition: PEAK_BE_74 3m 9120D_01620_250915 VERTICAL : RBW:1000.000kHz VBW:3000.000kHz SWT:Auto Detector : PEAK Mode : 5 Setting : 22 Freq Level Limit Line Margin Read Level Ant Factor Cable Loss Preamp Factor Aux Factor APos TPos Remark MHz dBuV/m dBuV/m dB dBuV dB/m dB dB dB cm deg 1 2499.82 54.02 74.00 -19.98 42.32 27.80 6.88 33.10 10.12 300 106 Peak 2 2499.82 1.06 54.00 -52.94 -- -- -- -- -- -- -- AVERAGE	Blank

Mode	5	
	Harmonic	
	2400-2483.5_BLE CS ASK_CH38_2440MHz	
ANT	3	
Pol.	Horizontal	Vertical
Peak Avg	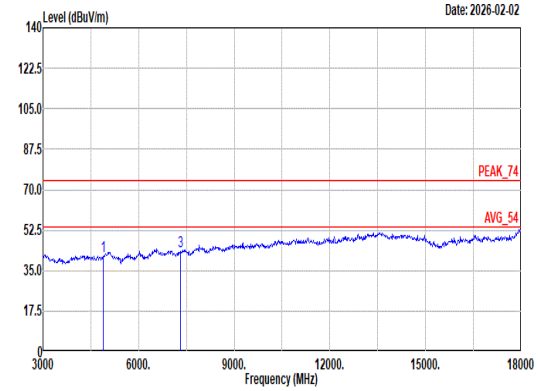 Site : 03CH11-HY Condition: PEAK_74 3m 9120D_01620_250915 HORIZONTAL Mode : 5 Setting : 22 Freq Level Limit Line Margin Read Level Ant Factor Cable Loss Preamp Factor Aux Factor APos TPos Remark MHz dBuV/m dBuV/m dB dBuV dB/m dB dB dB cm deg 1 4880.00 41.43 74.00 -32.57 64.31 32.62 10.66 67.11 0.95 -- -- Peak 2 4880.00 -11.53 54.00 -65.53 -- -- -- -- -- -- -- Average 3 7320.00 43.58 74.00 -30.42 58.93 36.82 13.74 66.10 0.19 -- -- Peak 4 7320.00 -9.38 54.00 -63.38 -- -- -- -- -- -- -- Average	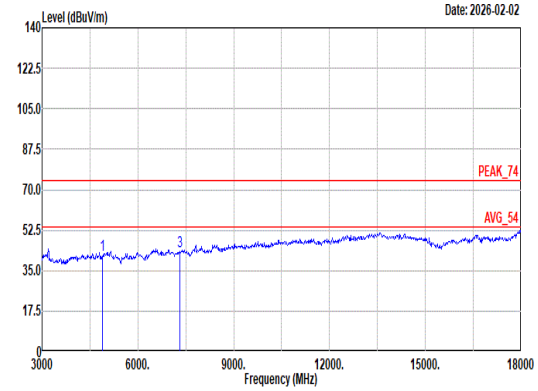 Site : 03CH11-HY Condition: PEAK_74 3m 9120D_01620_250915 VERTICAL Mode : 5 Setting : 22 Freq Level Limit Line Margin Read Level Ant Factor Cable Loss Preamp Factor Aux Factor APos TPos Remark MHz dBuV/m dBuV/m dB dBuV dB/m dB dB dB cm deg 1 4880.00 41.83 74.00 -32.17 64.71 32.62 10.66 67.11 0.95 -- -- Peak 2 4880.00 -11.13 54.00 -65.13 -- -- -- -- -- -- -- Average 3 7320.00 43.26 74.00 -30.74 58.61 36.82 13.74 66.10 0.19 -- -- Peak 4 7320.00 -9.70 54.00 -63.70 -- -- -- -- -- -- -- Average

Mode	5	
	Harmonic	
	2400-2483.5_BLE CS ASK_CH38_2440MHz	
ANT	3	
Pol.	Horizontal	Vertical
14.47G ~14.5G Avg	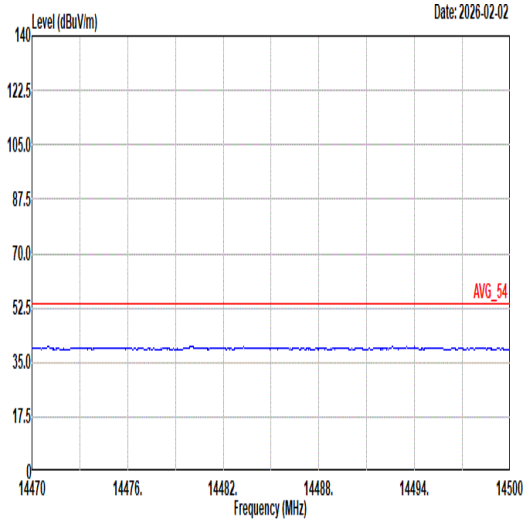 Site : 03CH11-HY Condition: AVG_54 3m 9120D_01620_250915 HORIZONTAL Mode : 5 Setting : 22	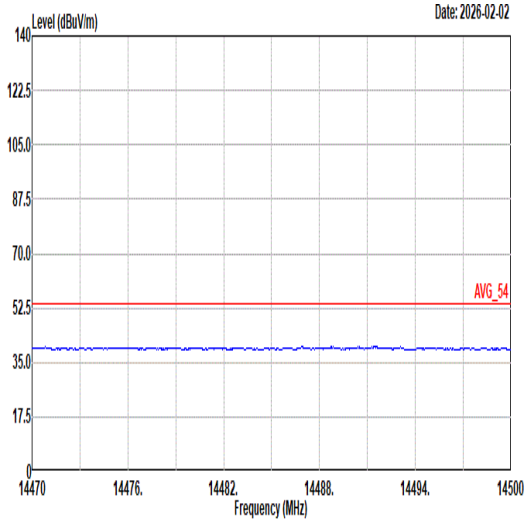 Site : 03CH11-HY Condition: AVG_54 3m 9120D_01620_250915 VERTICAL Mode : 5 Setting : 22
17.7G ~18G Avg	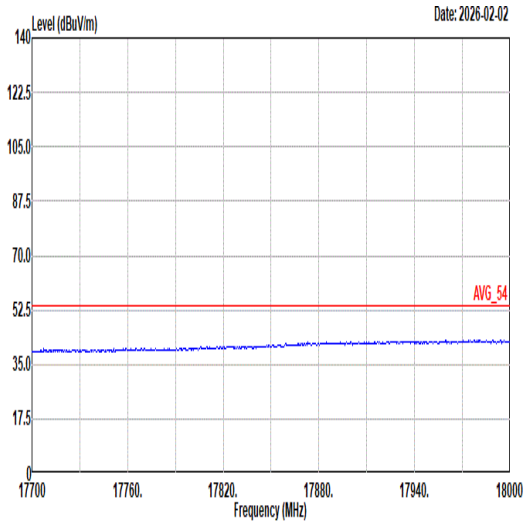 Site : 03CH11-HY Condition: AVG_54 3m 9120D_01620_250915 HORIZONTAL Mode : 5 Setting : 22	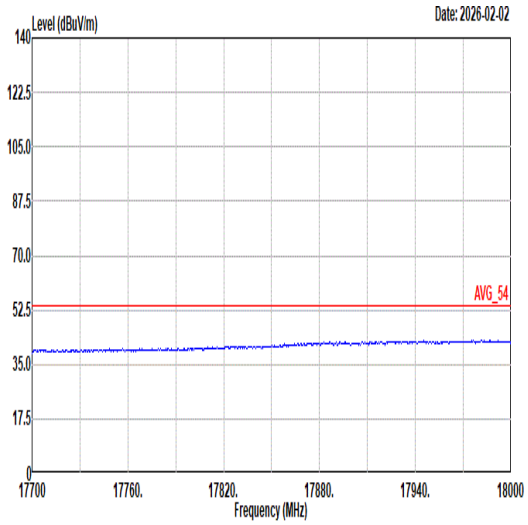 Site : 03CH11-HY Condition: AVG_54 3m 9120D_01620_250915 VERTICAL Mode : 5 Setting : 22

Mode	6	
	Band Edge	
	2400-2483.5_BLE CS ASK_CH76_2478MHz	
ANT	3	
Pol.	Horizontal	Fundamental
Peak	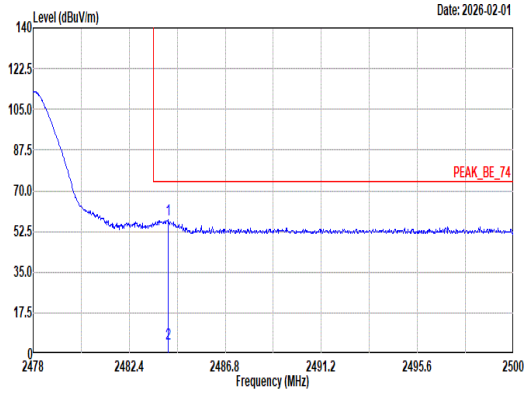 Site : 03CH11-HY Condition: PEAK_BE_74 3m 9120D_01620_250915 HORIZONTAL : RBW:1000.000kHz VBW:3000.000kHz SWT:Auto Detector : PEAK Mode : 6 Setting : 22 Freq Level Limit Line Margin Read Level Ant Factor Cable Loss Preamp Factor Aux Factor APos TPos Remark MHz dBuV/m dBuV/m dB dBuV dB/m dB dB dB cm deg 1 2484.18 57.41 74.00 -16.59 45.85 27.68 6.87 33.11 10.12 100 31 Peak 2 2484.18 4.45 54.00 -49.55 -- -- -- -- -- -- -- AVERAGE	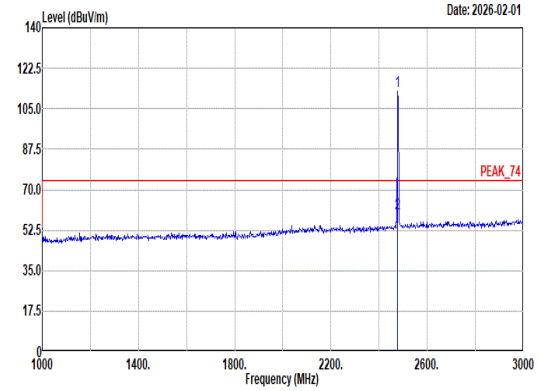 Site : 03CH11-HY Condition: PEAK_74 3m 9120D_01620_250915 HORIZONTAL : RBW:1000.000kHz VBW:3000.000kHz SWT:Auto Detector : PEAK Mode : 6 Setting : 22 Freq Level Limit Line Margin Read Level Ant Factor Cable Loss Preamp Factor Aux Factor APos TPos Remark MHz dBuV/m dBuV/m dB dBuV dB/m dB dB dB cm deg 1 2478.00 112.69 ------ ------ 101.22 27.60 6.87 33.12 10.12 100 31 Peak 2 2478.00 59.73 ------ ------ -- -- -- -- -- -- -- Average

Mode	6	
	Band Edge	
	2400-2483.5_BLE CS ASK_CH76_2478MHz	
ANT	3	
Pol.	Vertical	Fundamental
Peak	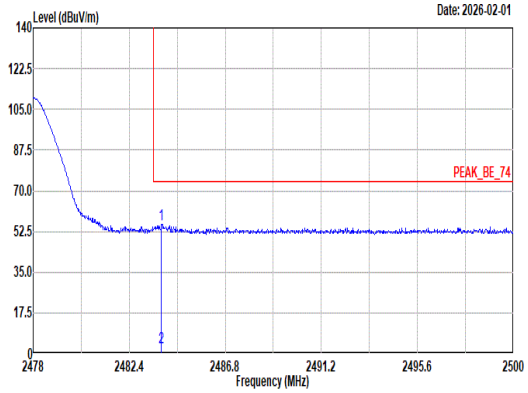 Site : 03CH11-HY Condition: PEAK_BE_74 3m 9120D_01620_250915 VERTICAL : RBW:1000.000kHz VBW:3000.000kHz SWT:Auto Detector : PEAK Mode : 6 Setting : 22 Freq Level Limit Line Margin Read Level Ant Factor Cable Loss Preamp Factor Aux Factor APos TPos Remark MHz dBuV/m dBuV/m dB dBuV dB/m dB dB dB cm deg 1 2483.87 55.57 74.00 -18.43 44.01 27.68 6.87 33.11 10.12 368 133 Peak 2 2483.87 2.61 54.00 -51.39 -- -- -- -- -- -- -- AVERAGE	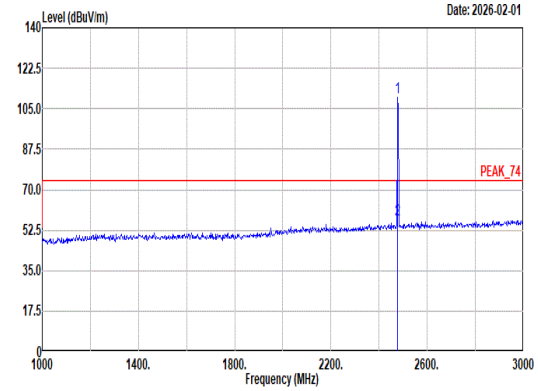 Site : 03CH11-HY Condition: PEAK_74 3m 9120D_01620_250915 VERTICAL : RBW:1000.000kHz VBW:3000.000kHz SWT:Auto Detector : PEAK Mode : 6 Setting : 22 Freq Level Limit Line Margin Read Level Ant Factor Cable Loss Preamp Factor Aux Factor APos TPos Remark MHz dBuV/m dBuV/m dB dBuV dB/m dB dB dB cm deg 1 2478.00 109.79 ------ ------ 98.32 27.60 6.87 33.12 10.12 368 133 Peak 2 2478.00 56.83 ------ ------ -- -- -- -- -- -- -- Average

Mode	6	
	Harmonic	
	2400-2483.5_BLE CS ASK_CH76_2478MHz	
ANT	3	
Pol.	Horizontal	Vertical
Peak Avg	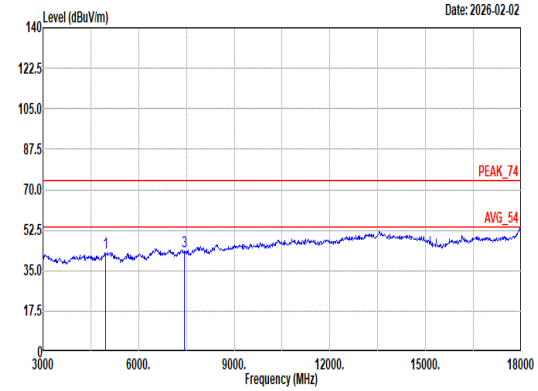 Site : 03CH11-HY Condition: PEAK_74 3m 9120D_01620_250915 HORIZONTAL Mode : 6 Setting : 22 Freq Level Limit Line Margin Read Level Ant Factor Cable Loss Preamp Factor Aux Factor APos TPos Remark MHz dBuV/m dBuV/m dB dBuV dB/m dB dB dB cm deg 1 4956.00 42.59 74.00 -31.41 64.77 32.92 10.99 67.05 0.96 -- -- Peak 2 4956.00 -10.37 54.00 -64.37 -- -- -- -- -- -- -- Average 3 7434.00 43.18 74.00 -30.82 59.03 36.30 13.85 66.18 0.18 -- -- Peak 4 7434.00 -9.78 54.00 -63.78 -- -- -- -- -- -- -- Average	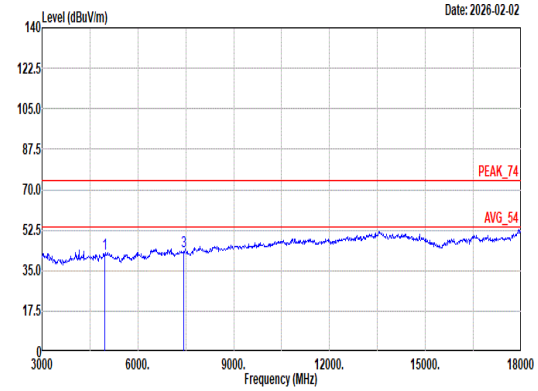 Site : 03CH11-HY Condition: PEAK_74 3m 9120D_01620_250915 VERTICAL Mode : 6 Setting : 22 Freq Level Limit Line Margin Read Level Ant Factor Cable Loss Preamp Factor Aux Factor APos TPos Remark MHz dBuV/m dBuV/m dB dBuV dB/m dB dB dB cm deg 1 4956.00 42.14 74.00 -31.86 64.32 32.92 10.99 67.05 0.96 -- -- Peak 2 4956.00 -10.82 54.00 -64.82 -- -- -- -- -- -- -- Average 3 7434.00 43.26 74.00 -30.74 59.11 36.30 13.85 66.18 0.18 -- -- Peak 4 7434.00 -9.70 54.00 -63.70 -- -- -- -- -- -- -- Average

Mode	6	
	Harmonic	
	2400-2483.5_BLE CS ASK_CH76_2478MHz	
ANT	3	
Pol.	Horizontal	Vertical
14.47G ~14.5G Avg	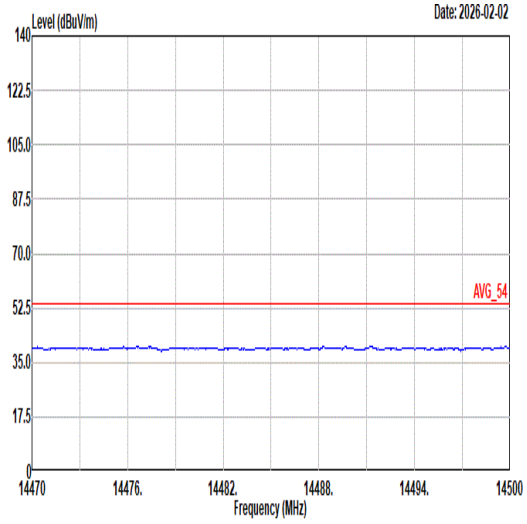 Site : 03CH11-HY Condition: AVG_54 3m 9120D_01620_250915 HORIZONTAL Mode : 6 Setting : 22	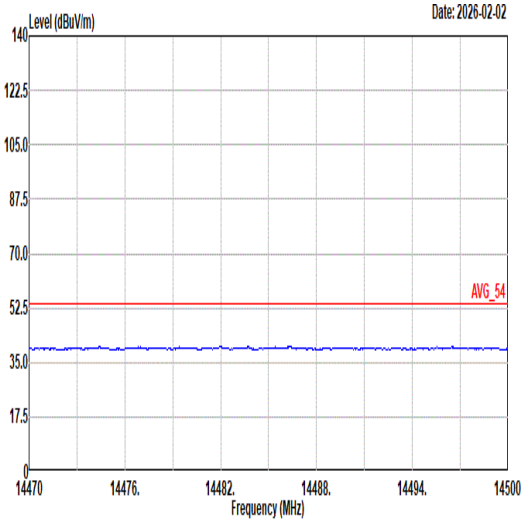 Site : 03CH11-HY Condition: AVG_54 3m 9120D_01620_250915 VERTICAL Mode : 6 Setting : 22
17.7G ~18G Avg	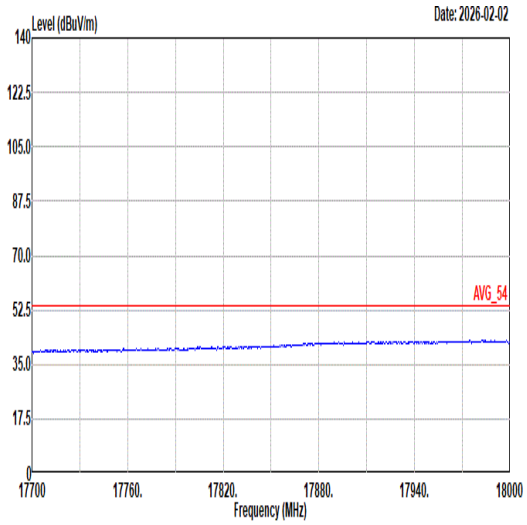 Site : 03CH11-HY Condition: AVG_54 3m 9120D_01620_250915 HORIZONTAL Mode : 6 Setting : 22	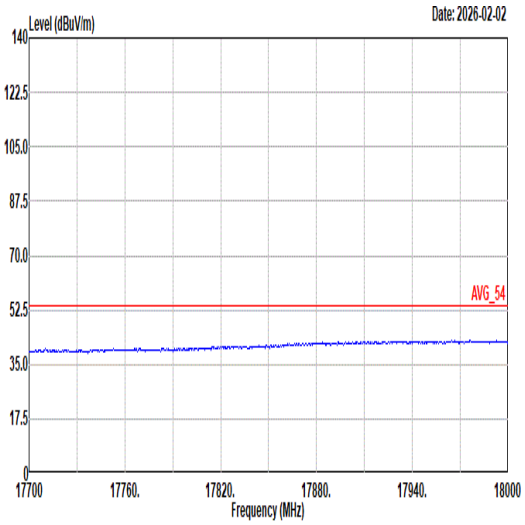 Site : 03CH11-HY Condition: AVG_54 3m 9120D_01620_250915 VERTICAL Mode : 6 Setting : 22

Mode	13	
	SHF	
	2400-2483.5_BLE CS ASK_CH76_2478MHz	
ANT	3	
Pol.	Horizontal	Vertical
Peak	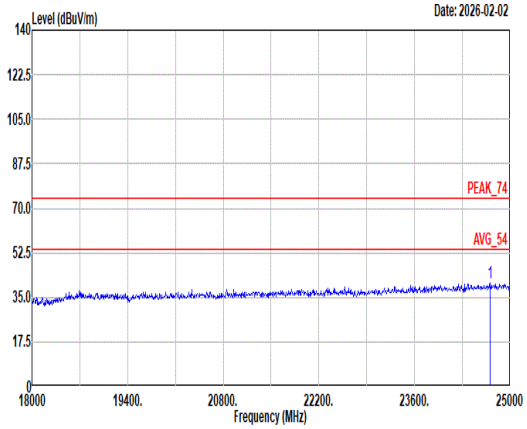 Site : 03CH11-HY Condition: PEAK_74 1m SHF_1224_250702 HORIZONTAL Mode : 13 Setting : Freq Level Limit Line Margin Read Level Ant Factor Cable Loss Preamp Factor Aux Factor APos TPos Remark MHz dBuV/m dBuV/m dB dBuV dB/m dB dB dB cm deg 1 24704.70 40.88 74.00 -33.12 37.71 39.51 26.50 53.30 -9.54 -- -- PEAK	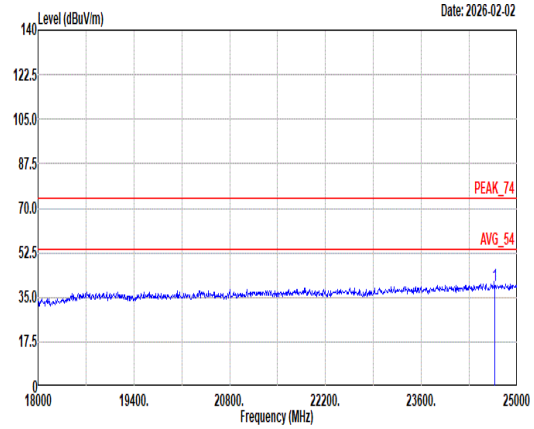 Site : 03CH11-HY Condition: PEAK_74 1m SHF_1224_250702 VERTICAL Mode : 13 Setting : Freq Level Limit Line Margin Read Level Ant Factor Cable Loss Preamp Factor Aux Factor APos TPos Remark MHz dBuV/m dBuV/m dB dBuV dB/m dB dB dB cm deg 1 24675.84 39.64 74.00 -34.36 36.49 39.50 26.49 53.30 -9.54 -- -- PEAK

Mode	15	
	LF	
	2400-2483.5_BLE CS ASK_CH76_2478MHz	
ANT	3	
Pol.	Horizontal	Vertical
QP/ Peak	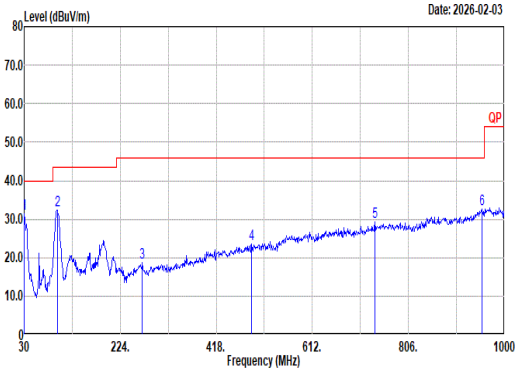	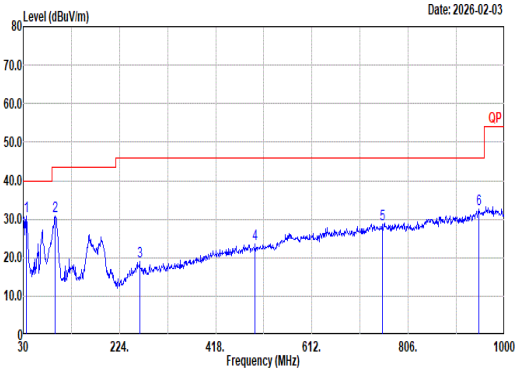

Site : 03CH11-HY
Condition: QP 3m Bilog_66925 & 24006_250219 HORIZONTAL
Mode : 15
Setting :

	Freq	Level	Limit Line	Margin	Read Level	Ant Factor	Cable Loss	Preamp Factor	Aux Factor	APos	TPos	Remark
	MHz	dBuV/m	dBuV/m	dB	dBuV	dB/m	dB	dB	dB	cm	deg	
1	30.00	31.47	40.00	-8.53	37.12	25.30	0.82	31.86	0.09	--	--	Peak
2	96.93	32.32	43.50	-11.18	47.07	15.89	1.42	32.08	0.02	--	--	Peak
3	268.62	18.59	46.00	-27.41	28.67	19.50	2.28	31.93	0.07	--	--	Peak
4	489.78	23.62	46.00	-22.38	28.58	23.90	3.08	32.01	0.07	--	--	Peak
5	739.07	29.26	46.00	-16.74	28.77	28.04	3.77	31.90	0.58	--	--	Peak
6	954.41	32.51	46.00	-13.49	27.10	31.38	4.29	30.67	0.41	--	--	Peak

Site : 03CH11-HY
Condition: QP 3m Bilog_66925 & 24006_250219 VERTICAL
Mode : 15
Setting :

	Freq	Level	Limit Line	Margin	Read Level	Ant Factor	Cable Loss	Preamp Factor	Aux Factor	APos	TPos	Remark
	MHz	dBuV/m	dBuV/m	dB	dBuV	dB/m	dB	dB	dB	cm	deg	
1	35.82	30.70	40.00	-9.30	39.65	22.14	0.87	31.98	0.02	--	--	Peak
2	94.99	30.91	43.50	-12.59	46.17	15.40	1.40	32.08	0.02	--	--	Peak
3	264.74	19.16	46.00	-26.84	28.47	20.29	2.26	31.93	0.07	--	--	Peak
4	497.54	23.49	46.00	-22.51	28.33	24.00	3.11	32.02	0.07	--	--	Peak
5	753.62	28.73	46.00	-17.27	27.95	28.30	3.80	31.87	0.55	--	--	Peak
6	948.59	32.71	46.00	-13.29	27.63	31.12	4.28	30.72	0.40	--	--	Peak

Mode	7	
	Band Edge	
	2400-2483.5_BLE CS ASK_CH02_2404MHz	
ANT	4	
Pol.	Horizontal	Fundamental
Peak	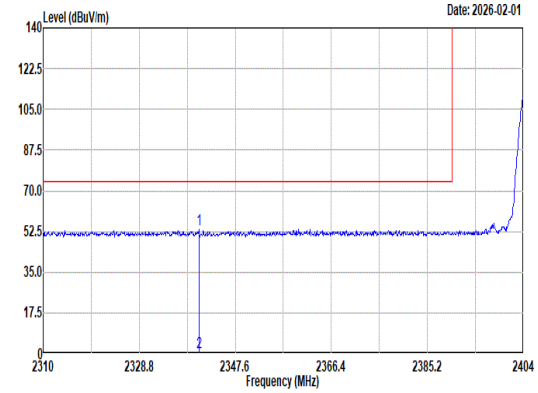 Site : 03CH11-HY Condition: PEAK_BE_74 3m 9120D_01620_250915 HORIZONTAL : RBW:1000.000kHz VBW:3000.000kHz SWT:Auto Detector : PEAK Mode : 7 Setting : 22 Freq Level Limit Line Margin Read Level Ant Factor Cable Loss Preamp Factor Aux Factor APos TPos Remark MHz dBuV/m dBuV/m dB dBuV dB/m dB dB dB cm deg 1 2340.46 53.45 74.00 -20.55 42.66 27.20 6.72 33.25 10.12 230 254 Peak 2 2340.46 0.30 54.00 -53.70 -- -- -- -- -- -- -- AVERAGE	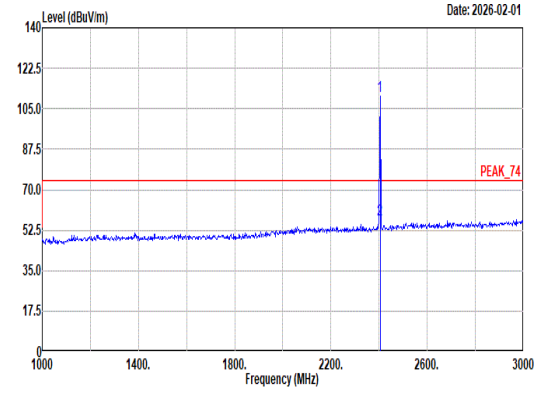 Site : 03CH11-HY Condition: PEAK_74 3m 9120D_01620_250915 HORIZONTAL : RBW:1000.000kHz VBW:3000.000kHz SWT:Auto Detector : PEAK Mode : 7 Setting : 22 Freq Level Limit Line Margin Read Level Ant Factor Cable Loss Preamp Factor Aux Factor APos TPos Remark MHz dBuV/m dBuV/m dB dBuV dB/m dB dB dB cm deg 1 2404.00 110.26 ------ ------ 99.17 27.34 6.82 33.19 10.12 230 254 Peak 2 2404.00 57.11 ------ ------ -- -- -- -- -- -- -- Average

Mode	7	
	Band Edge	
	2400-2483.5_BLE CS ASK_CH02_2404MHz	
ANT	4	
Pol.	Vertical	Fundamental
Peak	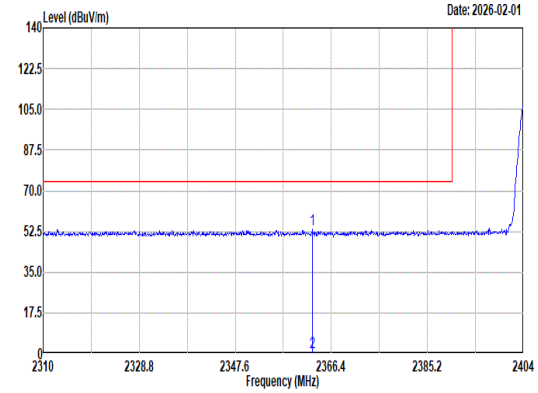 Site : 03CH11-HY Condition: PEAK_BE_74 3m 9120D_01620_250915 VERTICAL : RBW:1000.000kHz VBW:3000.000kHz SWT:Auto Detector : PEAK Mode : 7 Setting : 22 Freq Level Limit Line Margin Read Level Ant Factor Cable Loss Preamp Factor Aux Factor APos TPos Remark MHz dBuV/m dBuV/m dB dBuV dB/m dB dB dB cm deg 1 2362.64 53.55 74.00 -20.45 42.70 27.20 6.76 33.23 10.12 339 131 Peak 2 2362.64 0.40 54.00 -53.60 -- -- -- -- -- -- -- AVERAGE	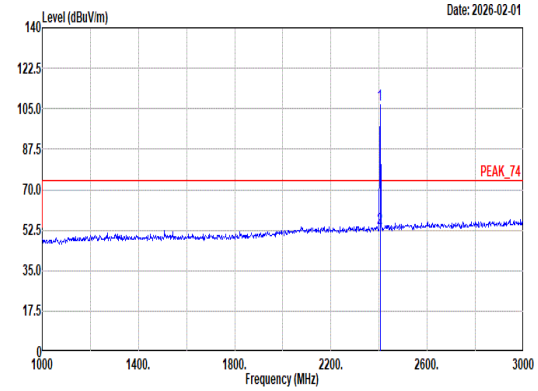 Site : 03CH11-HY Condition: PEAK_74 3m 9120D_01620_250915 VERTICAL : RBW:1000.000kHz VBW:3000.000kHz SWT:Auto Detector : PEAK Mode : 7 Setting : 22 Freq Level Limit Line Margin Read Level Ant Factor Cable Loss Preamp Factor Aux Factor APos TPos Remark MHz dBuV/m dBuV/m dB dBuV dB/m dB dB dB cm deg 1 2404.00 106.55 ------ ------ 95.46 27.34 6.82 33.19 10.12 339 131 Peak 2 2404.00 53.40 ------ ------ -- -- -- -- -- -- -- Average

Mode	7	
	Harmonic	
	2400-2483.5_BLE CS ASK_CH02_2404MHz	
ANT	4	
Pol.	Horizontal	Vertical
Peak Avg	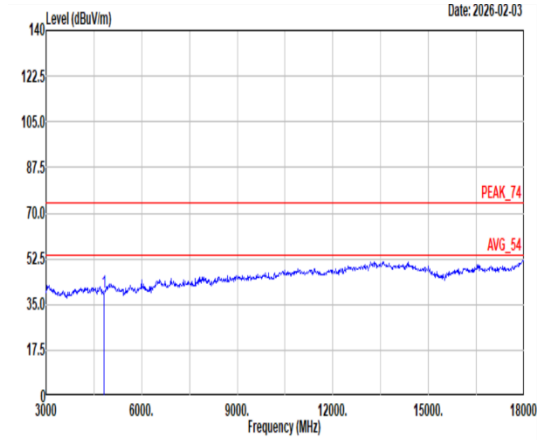 Site : 03CH11-HY Condition: PEAK_74 3m 9120D_01620_250915 HORIZONTAL Freq Level Limit Line Margin Read Level Ant Factor Cable Loss Preamp Factor Aux Factor APos TPos Remark MHz dBuV/m dBuV/m dB dBuV dB/m dB dB dB cm deg 1 4808.00 39.73 74.00 -34.27 63.27 32.33 10.35 67.17 0.95 -- -- Peak 2 4808.00 -13.42 54.00 -67.42 -- -- -- -- -- -- -- Average	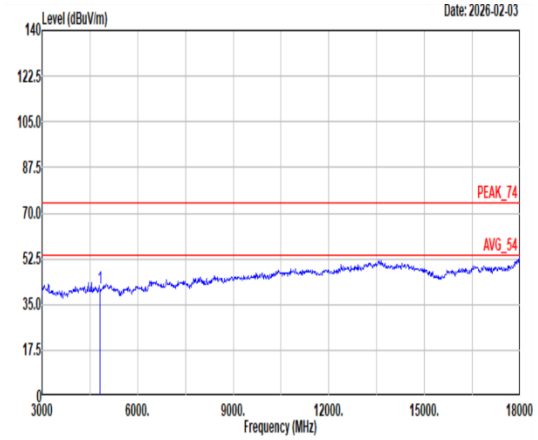 Site : 03CH11-HY Condition: PEAK_74 3m 9120D_01620_250915 VERTICAL Freq Level Limit Line Margin Read Level Ant Factor Cable Loss Preamp Factor Aux Factor APos TPos Remark MHz dBuV/m dBuV/m dB dBuV dB/m dB dB dB cm deg 1 4808.00 41.42 74.00 -32.58 64.96 32.33 10.35 67.17 0.95 -- -- Peak 2 4808.00 -11.73 54.00 -65.73 -- -- -- -- -- -- -- Average

Mode	7	
	Harmonic	
	2400-2483.5_BLE CS ASK_CH02_2404MHz	
ANT	4	
Pol.	Horizontal	Vertical
14.47G ~14.5G Avg	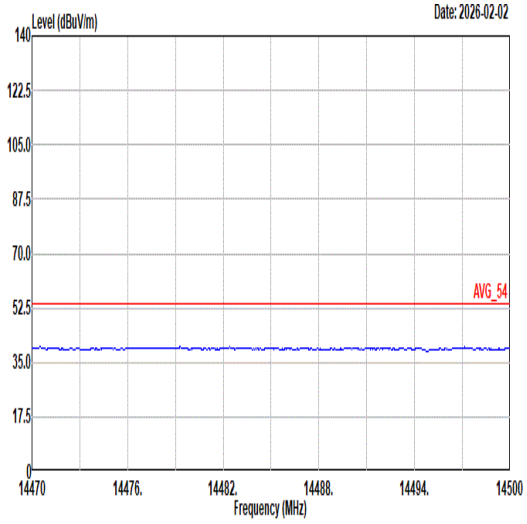 Site : 03CH11-HY Condition: AVG_54 3m 9120D_01620_250915 HORIZONTAL Mode : 7 Setting : 22	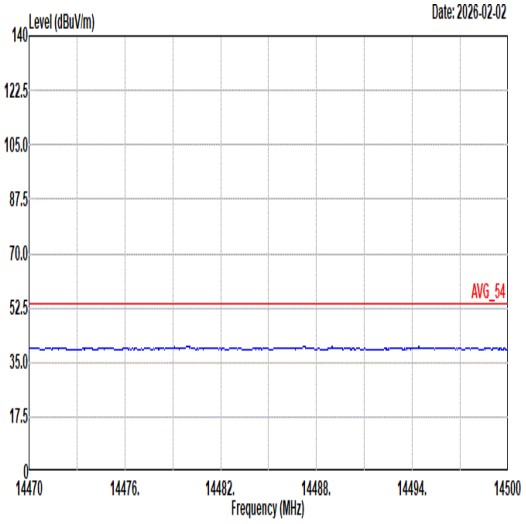 Site : 03CH11-HY Condition: AVG_54 3m 9120D_01620_250915 VERTICAL Mode : 7 Setting : 22
17.7G ~18G Avg	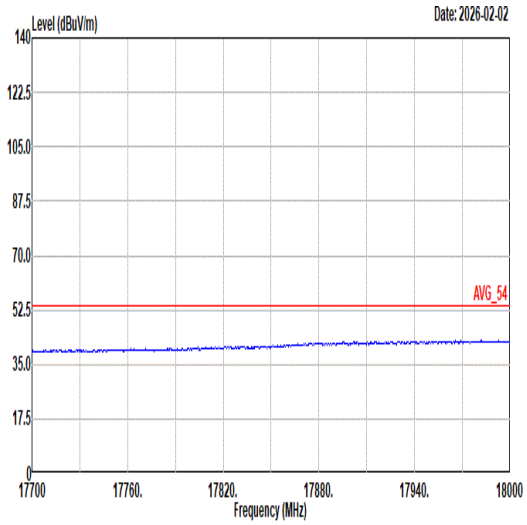 Site : 03CH11-HY Condition: AVG_54 3m 9120D_01620_250915 HORIZONTAL Mode : 7 Setting : 22	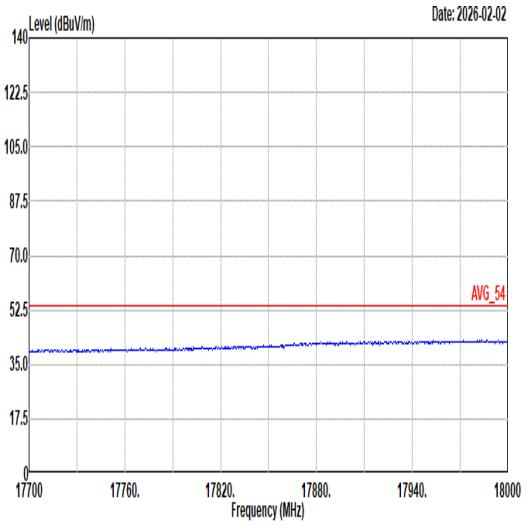 Site : 03CH11-HY Condition: AVG_54 3m 9120D_01620_250915 VERTICAL Mode : 7 Setting : 22

Mode	8	
	Band Edge - L	
	2400-2483.5_BLE CS ASK_CH38_2440MHz	
ANT	4	
Pol.	Horizontal	Fundamental
Peak	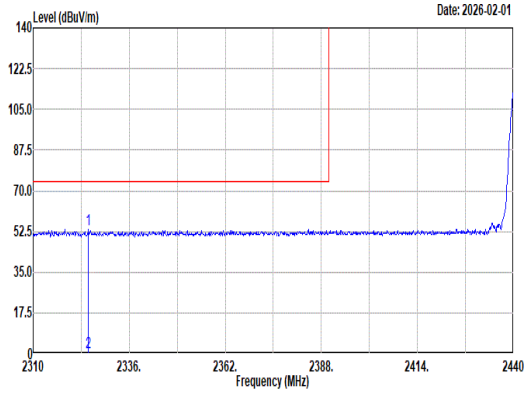 Site : 03CH11-HY Condition: PEAK_BE_74 3m 9120D_01620_250915 HORIZONTAL : RBW:1000.000kHz VBW:3000.000kHz SWT:Auto Detector : PEAK Mode : 8 Setting : 22 Freq Level Limit Line Margin Read Level Ant Factor Cable Loss Preamp Factor Aux Factor APos TPos Remark MHz dBuV/m dBuV/m dB dBuV dB/m dB dB dB cm deg 1 2324.95 53.60 74.00 -20.40 42.84 27.20 6.70 33.26 10.12 220 262 Peak 2 2324.95 0.45 54.00 -53.55 -- -- -- -- -- -- -- AVERAGE	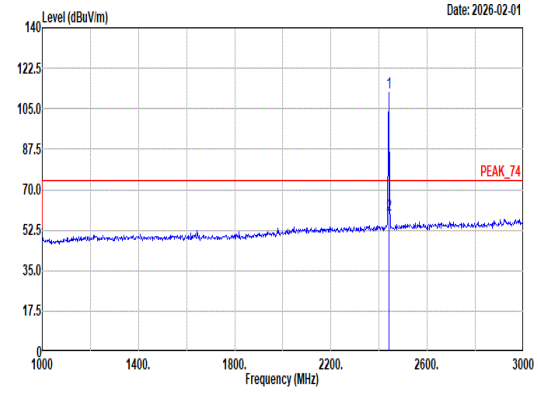 Site : 03CH11-HY Condition: PEAK_74 3m 9120D_01620_250915 HORIZONTAL : RBW:1000.000kHz VBW:3000.000kHz SWT:Auto Detector : PEAK Mode : 8 Setting : 22 Freq Level Limit Line Margin Read Level Ant Factor Cable Loss Preamp Factor Aux Factor APos TPos Remark MHz dBuV/m dBuV/m dB dBuV dB/m dB dB dB cm deg 1 2440.00 112.19 ------ ------ 100.89 27.50 6.84 33.16 10.12 220 262 Peak 2 2440.00 59.04 ------ ------ -- -- -- -- -- -- -- Average

Mode	8	
	Band Edge - R	
	2400-2483.5_BLE CS ASK_CH38_2440MHz	
ANT	4	
Pol.	Horizontal	Fundamental
Peak	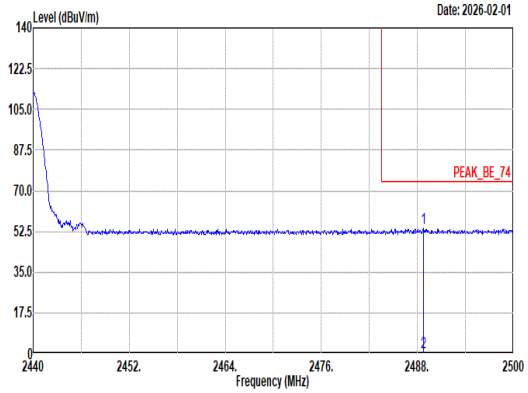 Site : 03CH11-HY Condition: PEAK_BE_74 3m 9120D_01620_250915 HORIZONTAL : RBW:1000.000kHz VBW:3000.000kHz SWT:Auto Detector : PEAK Mode : 8 Setting : 22 Freq Level Limit Line Margin Read Level Ant Factor Cable Loss Preamp Factor Aux Factor APos TPos Remark MHz dBuV/m dBuV/m dB dBuV dB/m dB dB dB cm deg 1 2488.72 53.67 74.00 -20.33 42.02 27.77 6.87 33.11 10.12 220 262 Peak 2 2488.72 0.52 54.00 -53.48 -- -- -- -- -- -- -- AVERAGE	Blank

Mode	8	
	Band Edge - L	
	2400-2483.5_BLE CS ASK_CH38_2440MHz	
ANT	4	
Pol.	Vertical	Fundamental
Peak	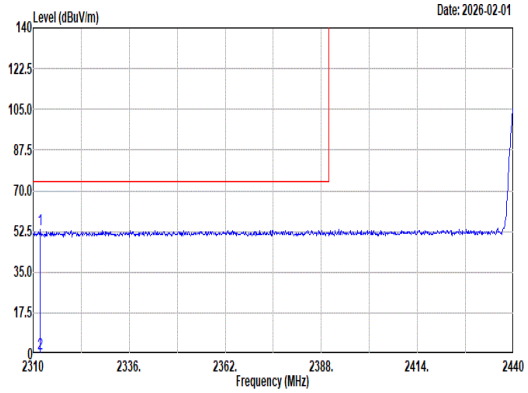 Site : 03CH11-HY Condition: PEAK_BE_74 3m 9120D_01620_250915 VERTICAL : RBW:1000.000kHz VBW:3000.000kHz SWT:Auto Detector : PEAK Mode : 8 Setting : 22 Freq Level Limit Line Margin Read Level Ant Factor Cable Loss Preamp Factor Aux Factor APos TPos Remark MHz dBuV/m dBuV/m dB dBuV dB/m dB dB dB cm deg 1 2311.95 53.20 74.00 -20.80 42.48 27.20 6.67 33.27 10.12 300 143 Peak 2 2311.95 0.05 54.00 -53.95 -- -- -- -- -- -- -- AVERAGE	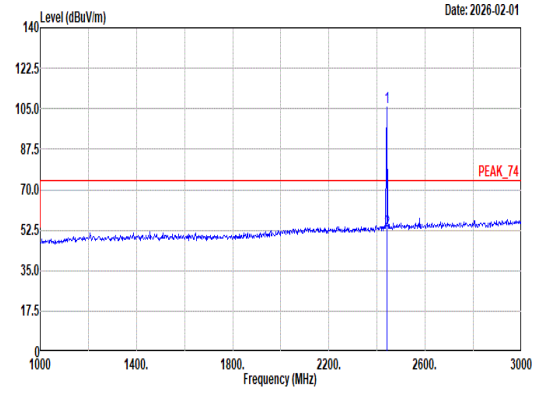 Site : 03CH11-HY Condition: PEAK_74 3m 9120D_01620_250915 VERTICAL : RBW:1000.000kHz VBW:3000.000kHz SWT:Auto Detector : PEAK Mode : 8 Setting : 22 Freq Level Limit Line Margin Read Level Ant Factor Cable Loss Preamp Factor Aux Factor APos TPos Remark MHz dBuV/m dBuV/m dB dBuV dB/m dB dB dB cm deg 1 2440.00 105.63 ------ ------ 94.33 27.50 6.84 33.16 10.12 300 143 Peak 2 2440.00 52.48 ------ ------ -- -- -- -- -- -- -- Average

Mode	8	
	Band Edge - R	
	2400-2483.5_BLE CS ASK_CH38_2440MHz	
ANT	4	
Pol.	Vertical	Fundamental
Peak	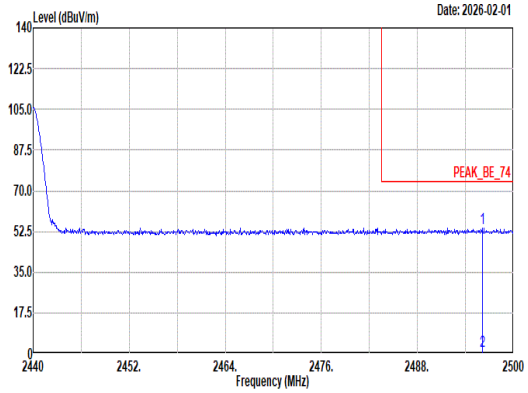 Site : 03CH11-HY Condition: PEAK_BE_74 3m 9120D_01620_250915 VERTICAL : RBW:1000.000kHz VBW:3000.000kHz SWT:Auto Detector : PEAK Mode : 8 Setting : 22 Freq Level Limit Line Margin Read Level Ant Factor Cable Loss Preamp Factor Aux Factor APos TPos Remark MHz dBuV/m dBuV/m dB dBuV dB/m dB dB dB cm deg 1 2496.10 54.04 74.00 -19.96 42.34 27.80 6.88 33.10 10.12 300 143 Peak 2 2496.10 0.89 54.00 -53.11 -- -- -- -- -- -- -- AVERAGE	Blank

Mode	8	
	Harmonic	
	2400-2483.5_BLE CS ASK_CH38_2440MHz	
ANT	4	
Pol.	Horizontal	Vertical
Peak Avg	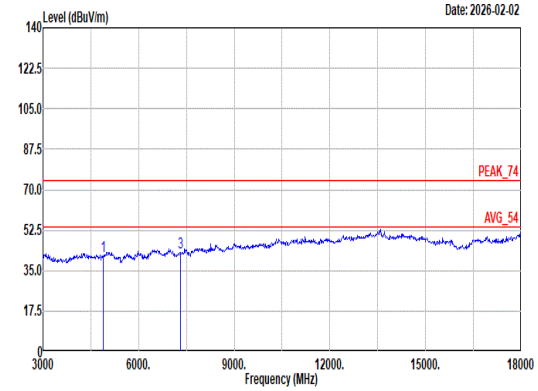 Site : 03CH11-HY Condition: PEAK_74 3m 9120D_01620_250915 HORIZONTAL Mode : 8 Setting : 22 Freq Level Limit Line Margin Read Level Ant Factor Cable Loss Preamp Factor Aux Factor APos TPos Remark MHz dBuV/m dBuV/m dB dBuV dB/m dB dB dB cm deg 1 4880.00 41.44 74.00 -32.56 64.32 32.62 10.66 67.11 0.95 -- -- Peak 2 4880.00 -11.71 54.00 -65.71 -- -- -- -- -- -- -- Average 3 7320.00 43.00 74.00 -31.00 58.35 36.82 13.74 66.10 0.19 -- -- Peak 4 7320.00 -10.15 54.00 -64.15 -- -- -- -- -- -- -- Average	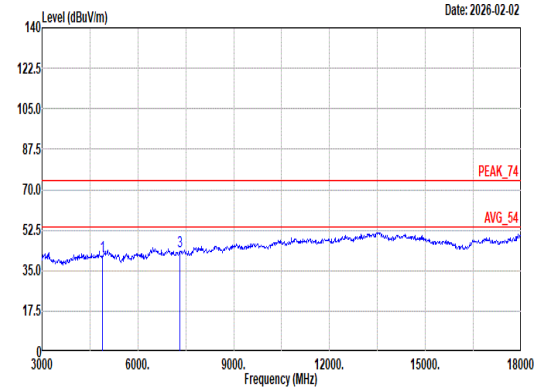 Site : 03CH11-HY Condition: PEAK_74 3m 9120D_01620_250915 VERTICAL Mode : 8 Setting : 22 Freq Level Limit Line Margin Read Level Ant Factor Cable Loss Preamp Factor Aux Factor APos TPos Remark MHz dBuV/m dBuV/m dB dBuV dB/m dB dB dB cm deg 1 4880.00 41.15 74.00 -32.85 64.03 32.62 10.66 67.11 0.95 -- -- Peak 2 4880.00 -12.00 54.00 -66.00 -- -- -- -- -- -- -- Average 3 7320.00 43.53 74.00 -30.47 58.88 36.82 13.74 66.10 0.19 -- -- Peak 4 7320.00 -9.62 54.00 -63.62 -- -- -- -- -- -- -- Average

Mode	8	
	Harmonic	
	2400-2483.5_BLE CS ASK_CH38_2440MHz	
ANT	4	
Pol.	Horizontal	Vertical
14.47G ~14.5G Avg	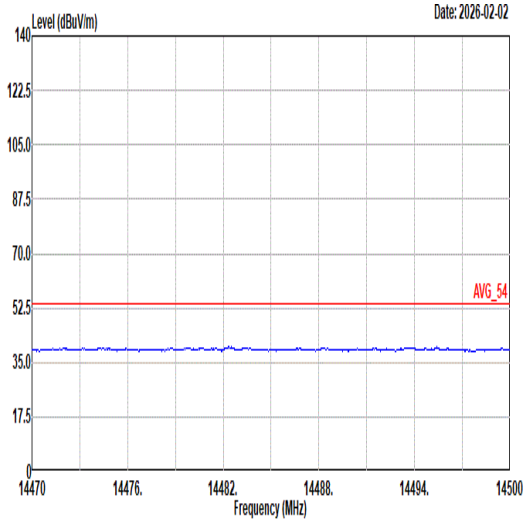 Site : 03CH11-HY Condition: AVG_54 3m 9120D_01620_250915 HORIZONTAL Mode : 8 Setting : 22	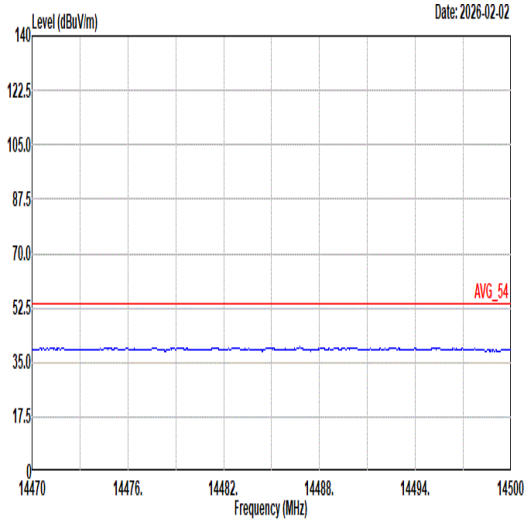 Site : 03CH11-HY Condition: AVG_54 3m 9120D_01620_250915 VERTICAL Mode : 8 Setting : 22
17.7G ~18G Avg	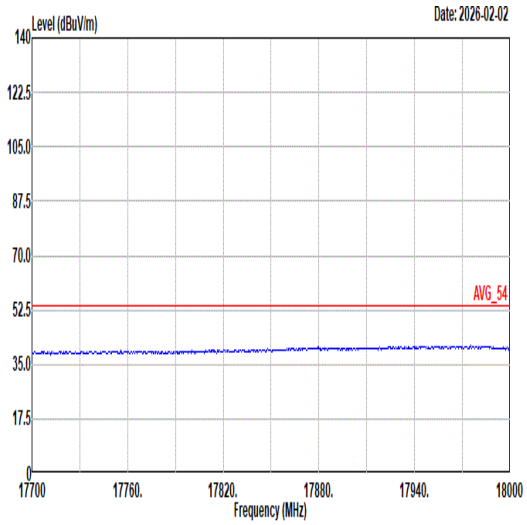 Site : 03CH11-HY Condition: AVG_54 3m 9120D_01620_250915 HORIZONTAL Mode : 8 Setting : 22	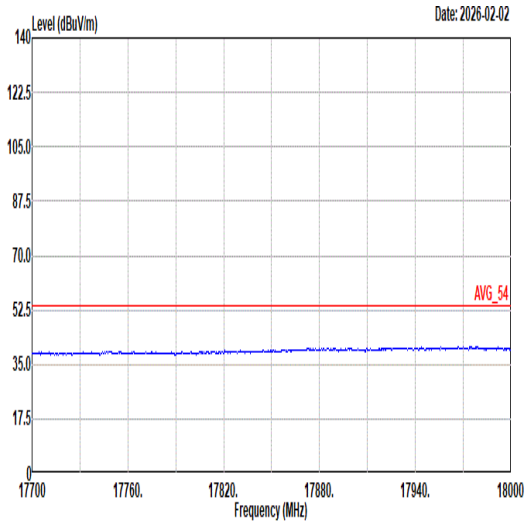 Site : 03CH11-HY Condition: AVG_54 3m 9120D_01620_250915 VERTICAL Mode : 8 Setting : 22

Mode	9	
	Band Edge	
	2400-2483.5_BLE CS ASK_CH76_2478MHz	
ANT	4	
Pol.	Horizontal	Fundamental
Peak	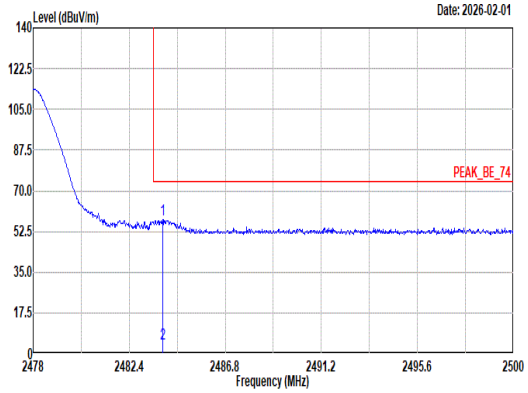 Site : 03CH11-HY Condition: PEAK_BE_74 3m 9120D_01620_250915 HORIZONTAL : RBW:1000.000kHz VBW:3000.000kHz SWT:Auto Detector : PEAK Mode : 9 Setting : 22 Freq Level Limit Line Margin Read Level Ant Factor Cable Loss Preamp Factor Aux Factor APos TPos Remark MHz dBuV/m dBuV/m dB dBuV dB/m dB dB dB cm deg 1 2483.94 57.64 74.00 -16.36 46.08 27.68 6.87 33.11 10.12 128 237 Peak 2 2483.94 4.49 54.00 -49.51 -- -- -- -- -- -- -- AVERAGE	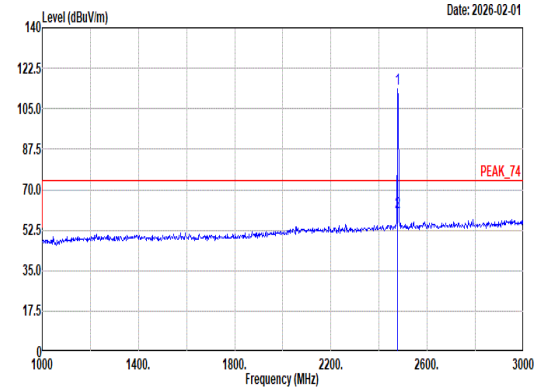 Site : 03CH11-HY Condition: PEAK_74 3m 9120D_01620_250915 HORIZONTAL : RBW:1000.000kHz VBW:3000.000kHz SWT:Auto Detector : PEAK Mode : 9 Setting : 22 Freq Level Limit Line Margin Read Level Ant Factor Cable Loss Preamp Factor Aux Factor APos TPos Remark MHz dBuV/m dBuV/m dB dBuV dB/m dB dB dB cm deg 1 2478.00 113.59 ------ ------ 102.12 27.60 6.87 33.12 10.12 128 237 Peak 2 2478.00 60.44 ------ ------ -- -- -- -- -- -- -- Average

Mode	9	
	Band Edge	
	2400-2483.5_BLE CS ASK_CH76_2478MHz	
ANT	4	
Pol.	Vertical	Fundamental
Peak	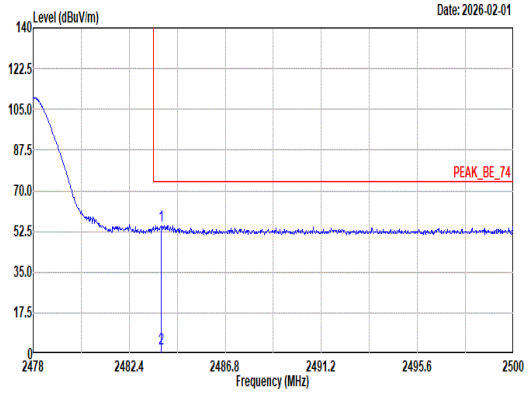 Site : 03CH11-HY Condition: PEAK_BE_74 3m 9120D_01620_250915 VERTICAL : RBW:1000.000kHz VBW:3000.000kHz SWT:Auto Detector : PEAK Mode : 9 Setting : 22 Freq Level Limit Line Margin Read Level Ant Factor Cable Loss Preamp Factor Aux Factor APos TPos Remark MHz dBuV/m dBuV/m dB dBuV dB/m dB dB dB cm deg 1 2483.87 55.15 74.00 -18.85 43.59 27.68 6.87 33.11 10.12 364 123 Peak 2 2483.87 2.00 54.00 -52.00 -- -- -- -- -- -- -- AVERAGE	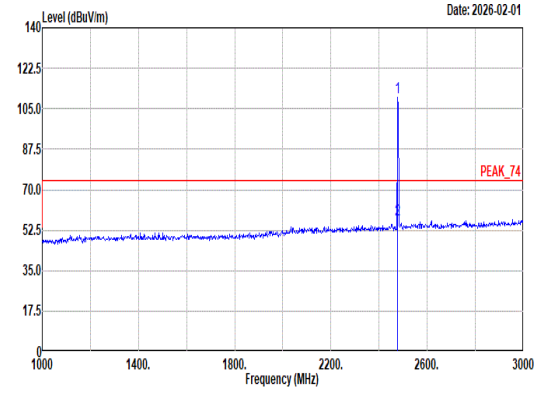 Site : 03CH11-HY Condition: PEAK_74 3m 9120D_01620_250915 VERTICAL : RBW:1000.000kHz VBW:3000.000kHz SWT:Auto Detector : PEAK Mode : 9 Setting : 22 Freq Level Limit Line Margin Read Level Ant Factor Cable Loss Preamp Factor Aux Factor APos TPos Remark MHz dBuV/m dBuV/m dB dBuV dB/m dB dB dB cm deg 1 2478.00 110.08 ------ ------ 98.61 27.60 6.87 33.12 10.12 364 123 Peak 2 2478.00 56.93 ------ ------ -- -- -- -- -- -- -- Average

Mode	9	
	Harmonic	
	2400-2483.5_BLE CS ASK_CH76_2478MHz	
ANT	4	
Pol.	Horizontal	Vertical
Peak Avg	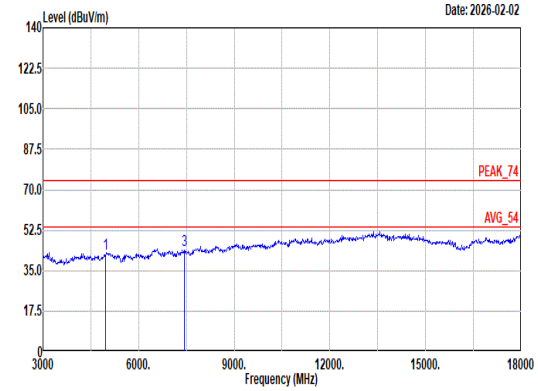 Site : 03CH11-HY Condition: PEAK_74 3m 9120D_01620_250915 HORIZONTAL Mode : 9 Setting : 22 Freq Level Limit Line Margin Read Level Ant Factor Cable Loss Preamp Factor Aux Factor APos TPos Remark MHz dBuV/m dBuV/m dB dBuV dB/m dB dB dB cm deg 1 4956.00 42.09 74.00 -31.91 64.27 32.92 10.99 67.05 0.96 -- -- Peak 2 4956.00 -11.06 54.00 -65.06 -- -- -- -- -- -- -- Average 3 7434.00 43.69 74.00 -30.31 59.54 36.30 13.85 66.18 0.18 -- -- Peak 4 7434.00 -9.46 54.00 -63.46 -- -- -- -- -- -- -- Average	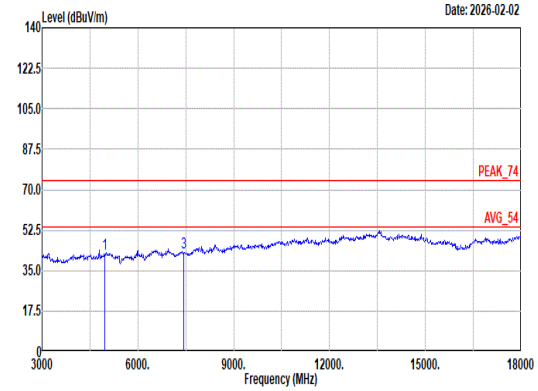 Site : 03CH11-HY Condition: PEAK_74 3m 9120D_01620_250915 VERTICAL Mode : 9 Setting : 22 Freq Level Limit Line Margin Read Level Ant Factor Cable Loss Preamp Factor Aux Factor APos TPos Remark MHz dBuV/m dBuV/m dB dBuV dB/m dB dB dB cm deg 1 4956.00 42.27 74.00 -31.73 64.45 32.92 10.99 67.05 0.96 -- -- Peak 2 4956.00 -10.88 54.00 -64.88 -- -- -- -- -- -- -- Average 3 7434.00 42.97 74.00 -31.03 58.82 36.30 13.85 66.18 0.18 -- -- Peak 4 7434.00 -10.18 54.00 -64.18 -- -- -- -- -- -- -- Average

Mode	9	
	Harmonic	
	2400-2483.5_BLE CS ASK_CH76_2478MHz	
ANT	4	
Pol.	Horizontal	Vertical
14.47G ~14.5G Avg	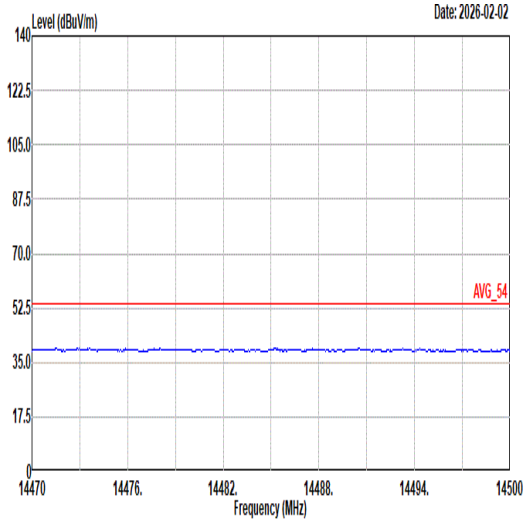 Site : 03CH11-HY Condition: AVG_54 3m 9120D_01620_250915 HORIZONTAL Mode : 9 Setting : 22	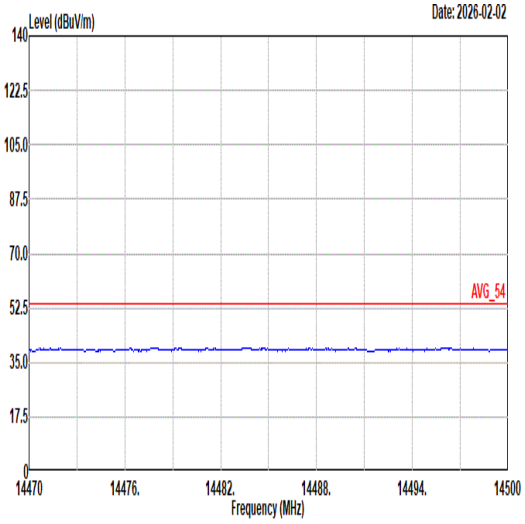 Site : 03CH11-HY Condition: AVG_54 3m 9120D_01620_250915 VERTICAL Mode : 9 Setting : 22
17.7G ~18G Avg	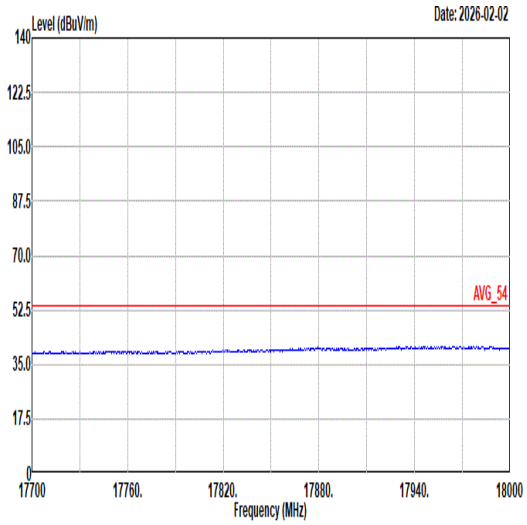 Site : 03CH11-HY Condition: AVG_54 3m 9120D_01620_250915 HORIZONTAL Mode : 9 Setting : 22	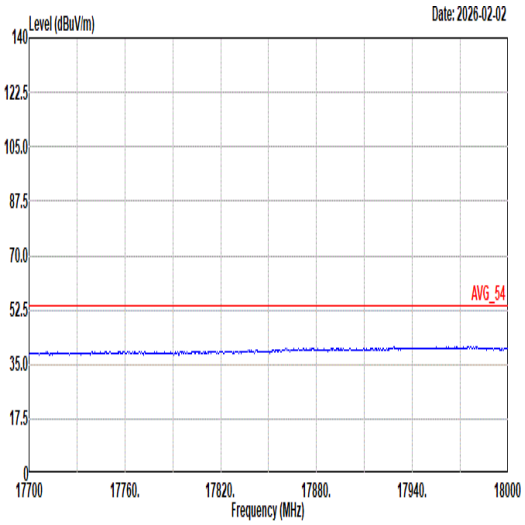 Site : 03CH11-HY Condition: AVG_54 3m 9120D_01620_250915 VERTICAL Mode : 9 Setting : 22

Mode	10	
	Band Edge	
	2400-2483.5_BLE CS ASK_CH02_2404MHz	
ANT	4	
Pol.	Horizontal	Fundamental
Peak	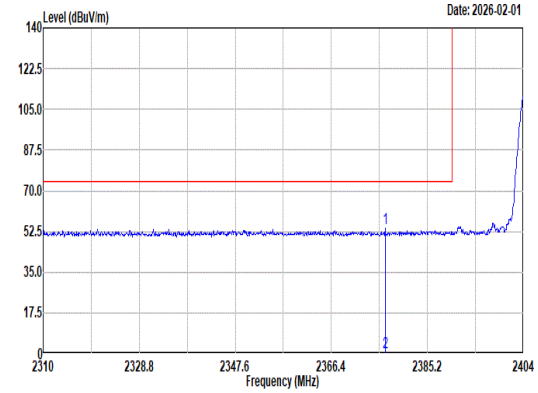 Site : 03CH11-HY Condition: PEAK_BE_74 3m 9120D_01620_250915 HORIZONTAL : RBW:1000.000kHz VBW:3000.000kHz SWT:Auto Detector : PEAK Mode : 10 Setting : 22 Freq Level Limit Line Margin Read Level Ant Factor Cable Loss Preamp Factor Aux Factor APos TPos Remark MHz dBuV/m dBuV/m dB dBuV dB/m dB dB dB cm deg 1 2376.93 53.71 74.00 -20.29 42.82 27.20 6.78 33.21 10.12 197 259 Peak 2 2376.93 0.75 54.00 -53.25 -- -- -- -- -- -- -- AVERAGE	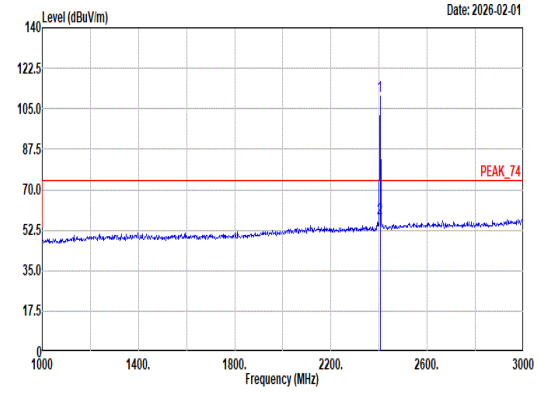 Site : 03CH11-HY Condition: PEAK_74 3m 9120D_01620_250915 HORIZONTAL : RBW:1000.000kHz VBW:3000.000kHz SWT:Auto Detector : PEAK Mode : 10 Setting : 22 Freq Level Limit Line Margin Read Level Ant Factor Cable Loss Preamp Factor Aux Factor APos TPos Remark MHz dBuV/m dBuV/m dB dBuV dB/m dB dB dB cm deg 1 2404.00 110.33 ------ ------ 99.24 27.34 6.82 33.19 10.12 197 259 Peak 2 2404.00 57.37 ------ ------ -- -- -- -- -- -- -- Average

Mode	10	
	Band Edge	
	2400-2483.5_BLE CS ASK_CH02_2404MHz	
ANT	4	
Pol.	Vertical	Fundamental
Peak	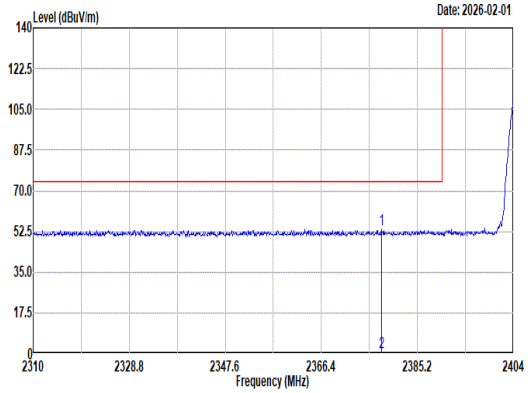 Site : 03CH11-HY Condition: PEAK_BE_74 3m 9120D_01620_250915 VERTICAL : RBW:1000.000kHz VBW:3000.000kHz SWT:Auto Detector : PEAK Mode : 10 Setting : 22 Freq Level Limit Line Margin Read Level Ant Factor Cable Loss Preamp Factor Aux Factor APos TPos Remark MHz dBuV/m dBuV/m dB dBuV dB/m dB dB dB cm deg 1 2378.15 53.45 74.00 -20.55 42.56 27.20 6.78 33.21 10.12 340 131 Peak 2 2378.15 0.49 54.00 -53.51 -- -- -- -- -- -- -- AVERAGE	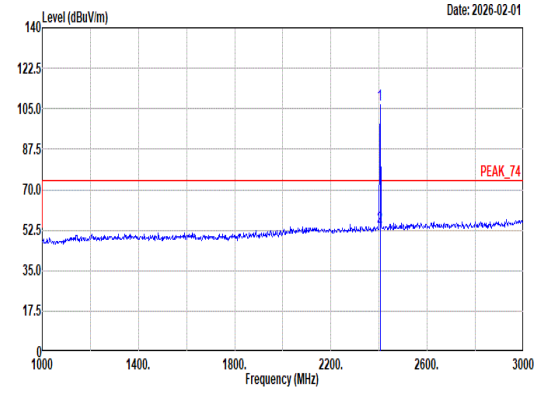 Site : 03CH11-HY Condition: PEAK_74 3m 9120D_01620_250915 VERTICAL : RBW:1000.000kHz VBW:3000.000kHz SWT:Auto Detector : PEAK Mode : 10 Setting : 22 Freq Level Limit Line Margin Read Level Ant Factor Cable Loss Preamp Factor Aux Factor APos TPos Remark MHz dBuV/m dBuV/m dB dBuV dB/m dB dB dB cm deg 1 2404.00 106.80 ------ ------ 95.71 27.34 6.82 33.19 10.12 340 131 Peak 2 2404.00 53.84 ------ ------ -- -- -- -- -- -- -- Average

Mode	10	
	Harmonic	
	2400-2483.5_BLE CS ASK_CH02_2404MHz	
ANT	4	
Pol.	Horizontal	Vertical
Peak Avg	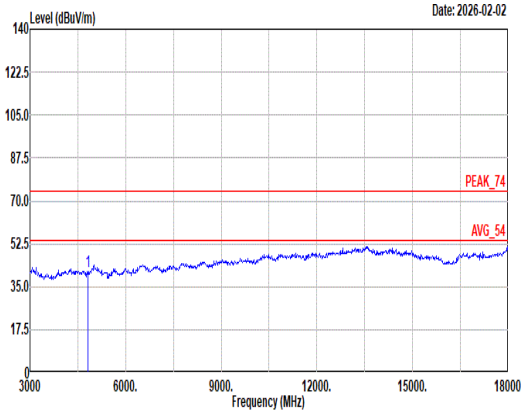 Site : 03CH11-HY Condition: PEAK_74 3m 9120D_01620_250915 HORIZONTAL Mode : 10 Setting : 22 1 4808.00 41.04 74.00 -32.96 64.58 32.33 10.35 67.17 0.95 -- -- Peak 2 4808.00 -11.92 54.00 -65.92 -- -- -- -- -- -- -- Average	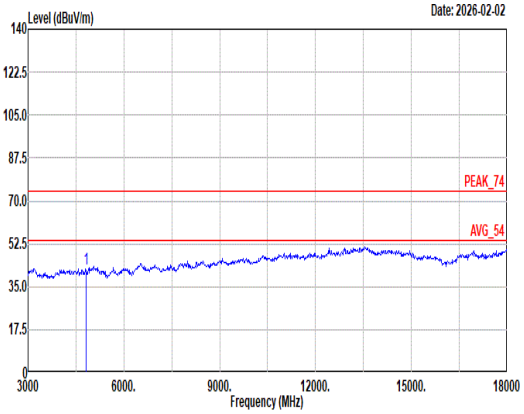 Site : 03CH11-HY Condition: PEAK_74 3m 9120D_01620_250915 VERTICAL Mode : 10 Setting : 22 1 4808.00 42.51 74.00 -31.49 66.05 32.33 10.35 67.17 0.95 -- -- Peak 2 4808.00 -10.45 54.00 -64.45 -- -- -- -- -- -- -- Average

Mode	10	
	Harmonic	
	2400-2483.5_BLE CS ASK_CH02_2404MHz	
ANT	4	
Pol.	Horizontal	Vertical
14.47G ~14.5G Avg	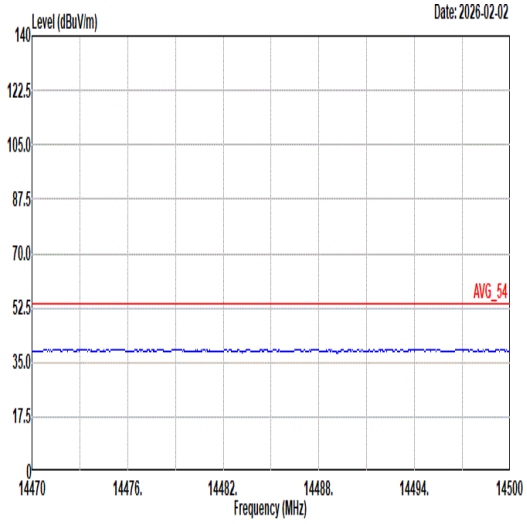 Site : 03CH11-HY Condition: AVG_54 3m 9120D_01620_250915 HORIZONTAL Mode : 10 Setting : 22	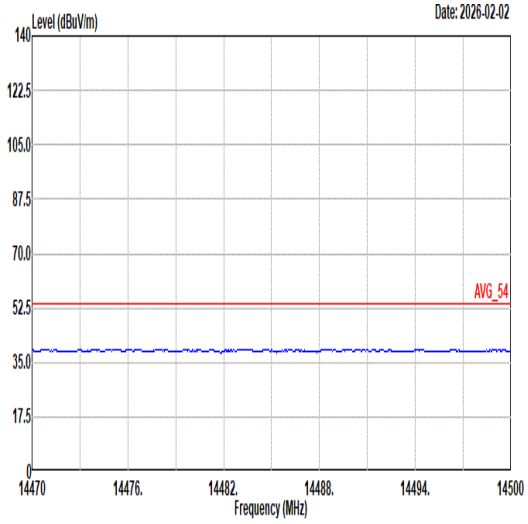 Site : 03CH11-HY Condition: AVG_54 3m 9120D_01620_250915 VERTICAL Mode : 10 Setting : 22
17.7G ~18G Avg	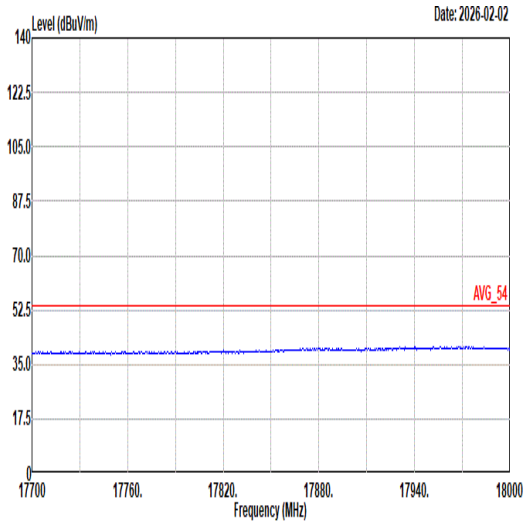 Site : 03CH11-HY Condition: AVG_54 3m 9120D_01620_250915 HORIZONTAL Mode : 10 Setting : 22	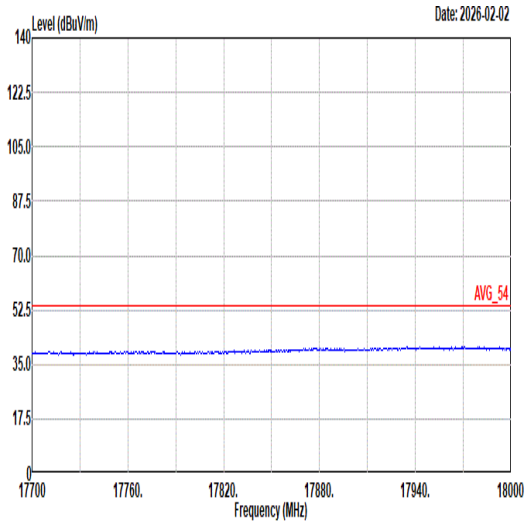 Site : 03CH11-HY Condition: AVG_54 3m 9120D_01620_250915 VERTICAL Mode : 10 Setting : 22

Mode	11	
	Band Edge - L	
	2400-2483.5_BLE CS ASK_CH38_2440MHz	
ANT	4	
Pol.	Horizontal	Fundamental
Peak	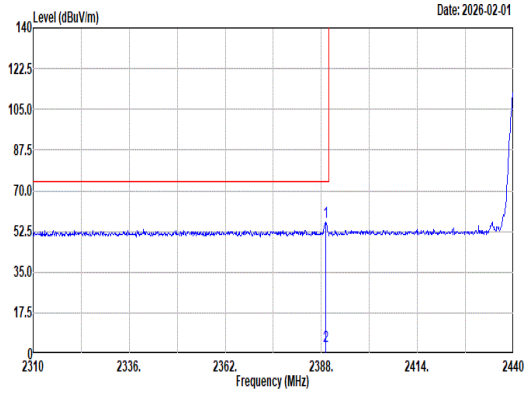 Site : 03CH11-HY Condition: PEAK_BE_74 3m 9120D_01620_250915 HORIZONTAL : RBW:1000.000kHz VBW:3000.000kHz SWT:Auto Detector : PEAK Mode : 11 Setting : 22 Freq Level Limit Line Margin Read Level Ant Factor Cable Loss Preamp Factor Aux Factor APos TPos Remark MHz dBuV/m dBuV/m dB dBuV dB/m dB dB dB cm deg 1 2389.17 56.27 74.00 -17.73 45.26 27.29 6.80 33.20 10.12 220 262 Peak 2 2389.17 3.31 54.00 -50.69 -- -- -- -- -- -- -- AVERAGE	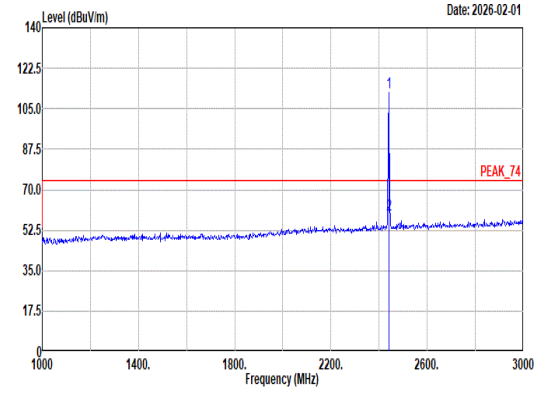 Site : 03CH11-HY Condition: PEAK_74 3m 9120D_01620_250915 HORIZONTAL : RBW:1000.000kHz VBW:3000.000kHz SWT:Auto Detector : PEAK Mode : 11 Setting : 22 Freq Level Limit Line Margin Read Level Ant Factor Cable Loss Preamp Factor Aux Factor APos TPos Remark MHz dBuV/m dBuV/m dB dBuV dB/m dB dB dB cm deg 1 2440.00 112.24 ------ ------ 100.94 27.50 6.84 33.16 10.12 220 262 Peak 2 2440.00 59.28 ------ ------ -- -- -- -- -- -- -- Average

Mode	11	
	Band Edge - R	
	2400-2483.5_BLE CS ASK_CH38_2440MHz	
ANT	4	
Pol.	Horizontal	Fundamental
Peak	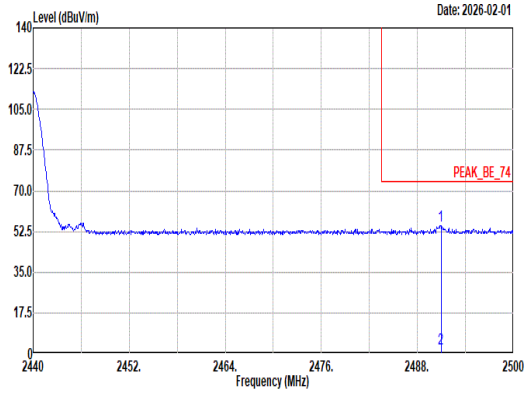 Site : 03CH11-HY Condition: PEAK_BE_74 3m 9120D_01620_250915 HORIZONTAL : RBW:1000.000kHz VBW:3000.000kHz SWT:Auto Detector : PEAK Mode : 11 Setting : 22 Limit Read Ant Cable Preamp Aux APos TPos Freq Level Line Margin Level Factor Loss Factor Factor Remark MHz dBuV/m dBuV/m dB dBuV dB/m dB dB dB cm deg 1 2490.94 55.18 74.00 -18.82 43.50 27.80 6.87 33.11 10.12 220 262 Peak 2 2490.94 2.22 54.00 -51.78 -- -- -- -- -- -- -- AVERAGE	Blank

Mode	11	
	Band Edge - L	
	2400-2483.5_BLE CS ASK_CH38_2440MHz	
ANT	4	
Pol.	Vertical	Fundamental
Peak	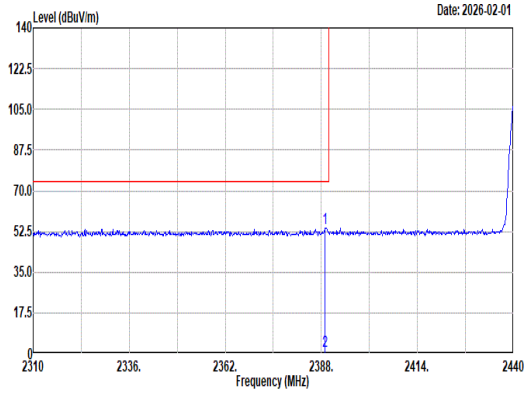 Site : 03CH11-HY Condition: PEAK_BE_74 3m 9120D_01620_250915 VERTICAL : RBW:1000.000kHz VBW:3000.000kHz SWT:Auto Detector : PEAK Mode : 11 Setting : 22 Freq Level Limit Line Margin Read Level Ant Factor Cable Loss Preamp Factor Aux Factor APos TPos Remark MHz dBuV/m dBuV/m dB dBuV dB/m dB dB dB cm deg 1 2389.04 54.01 74.00 -19.99 43.00 27.29 6.80 33.20 10.12 292 138 Peak 2 2389.04 1.05 54.00 -52.95 -- -- -- -- -- -- -- AVERAGE	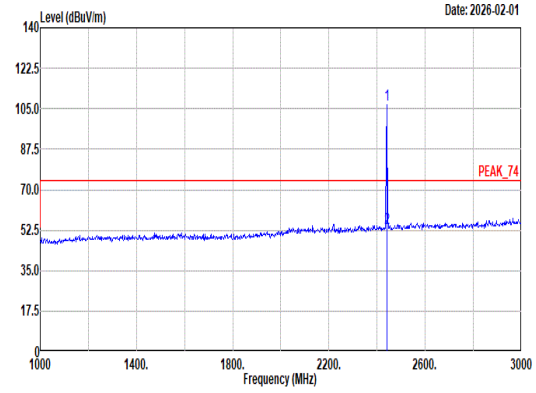 Site : 03CH11-HY Condition: PEAK_74 3m 9120D_01620_250915 VERTICAL : RBW:1000.000kHz VBW:3000.000kHz SWT:Auto Detector : PEAK Mode : 11 Setting : 22 Freq Level Limit Line Margin Read Level Ant Factor Cable Loss Preamp Factor Aux Factor APos TPos Remark MHz dBuV/m dBuV/m dB dBuV dB/m dB dB dB cm deg 1 2440.00 106.58 ------ ------ 95.28 27.50 6.84 33.16 10.12 292 138 Peak 2 2440.00 53.62 ------ ------ -- -- -- -- -- -- -- Average

Mode	11	
	Band Edge - R	
	2400-2483.5_BLE CS ASK_CH38_2440MHz	
ANT	4	
Pol.	Vertical	Fundamental
Peak	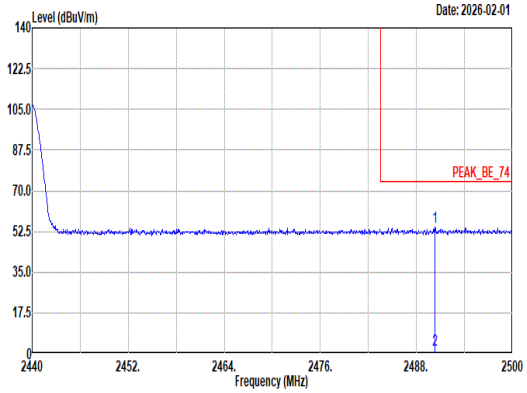 Site : 03CH11-HY Condition: PEAK_BE_74 3m 9120D_01620_250915 VERTICAL : RBW:1000.000kHz VBW:3000.000kHz SWT:Auto Detector : PEAK Mode : 11 Setting : 22 Freq Level Limit Line Margin Read Level Ant Factor Cable Loss Preamp Factor Aux Factor APos TPos Remark MHz dBuV/m dBuV/m dB dBuV dB/m dB dB dB cm deg 1 2490.28 54.46 74.00 -19.54 42.78 27.80 6.87 33.11 10.12 292 138 Peak 2 2490.28 1.50 54.00 -52.50 -- -- -- -- -- -- -- AVERAGE	Blank

Mode	11	
	Harmonic	
	2400-2483.5_BLE CS ASK_CH38_2440MHz	
ANT	4	
Pol.	Horizontal	Vertical
Peak Avg	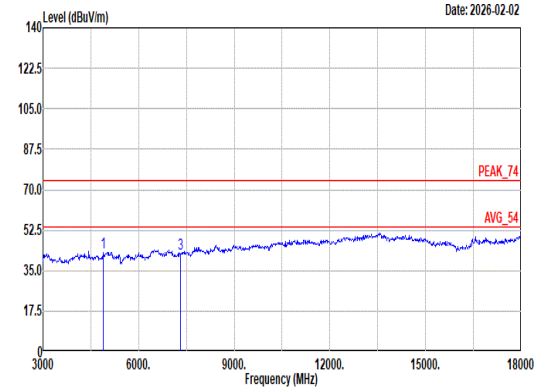 Site : 03CH11-HY Condition: PEAK_74 3m 9120D_01620_250915 HORIZONTAL Mode : 11 Setting : 22 Freq Level Limit Line Margin Read Level Ant Factor Cable Loss Preamp Factor Aux Factor APos TPos Remark MHz dBuV/m dBuV/m dB dBuV dB/m dB dB dB cm deg 1 4880.00 42.65 74.00 -31.35 65.53 32.62 10.66 67.11 0.95 -- -- Peak 2 4880.00 -10.31 54.00 -64.31 -- -- -- -- -- -- -- Average 3 7320.00 42.41 74.00 -31.59 57.76 36.82 13.74 66.10 0.19 -- -- Peak 4 7320.00 -10.55 54.00 -64.55 -- -- -- -- -- -- -- Average	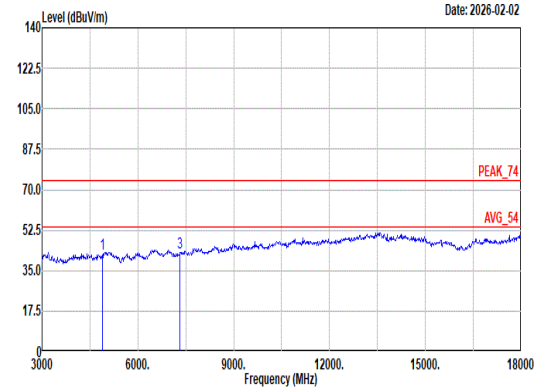 Site : 03CH11-HY Condition: PEAK_74 3m 9120D_01620_250915 VERTICAL Mode : 11 Setting : 22 Freq Level Limit Line Margin Read Level Ant Factor Cable Loss Preamp Factor Aux Factor APos TPos Remark MHz dBuV/m dBuV/m dB dBuV dB/m dB dB dB cm deg 1 4880.00 42.13 74.00 -31.87 65.01 32.62 10.66 67.11 0.95 -- -- Peak 2 4880.00 -10.83 54.00 -64.83 -- -- -- -- -- -- -- Average 3 7320.00 42.73 74.00 -31.27 58.08 36.82 13.74 66.10 0.19 -- -- Peak 4 7320.00 -10.23 54.00 -64.23 -- -- -- -- -- -- -- Average

Mode	11	
	Harmonic	
	2400-2483.5_BLE CS ASK_CH38_2440MHz	
ANT	4	
Pol.	Horizontal	Vertical
14.47G ~14.5G Avg	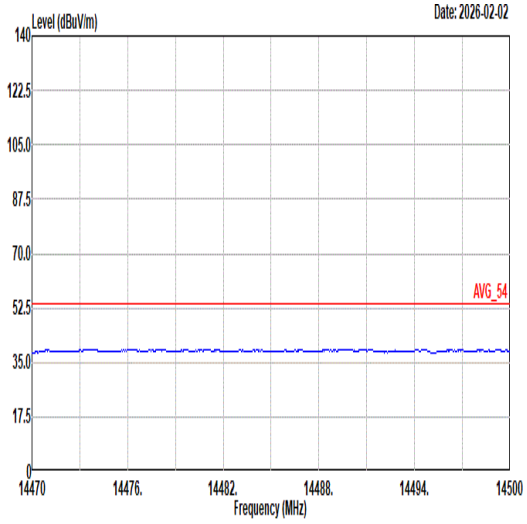 Site : 03CH11-HY Condition: AVG_54 3m 9120D_01620_250915 HORIZONTAL Mode : 11 Setting : 22	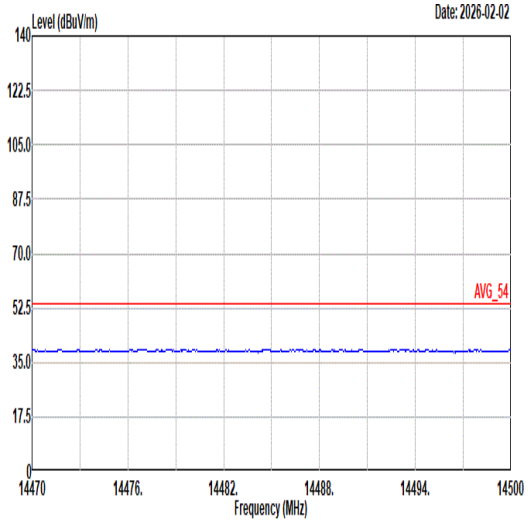 Site : 03CH11-HY Condition: AVG_54 3m 9120D_01620_250915 VERTICAL Mode : 11 Setting : 22
17.7G ~18G Avg	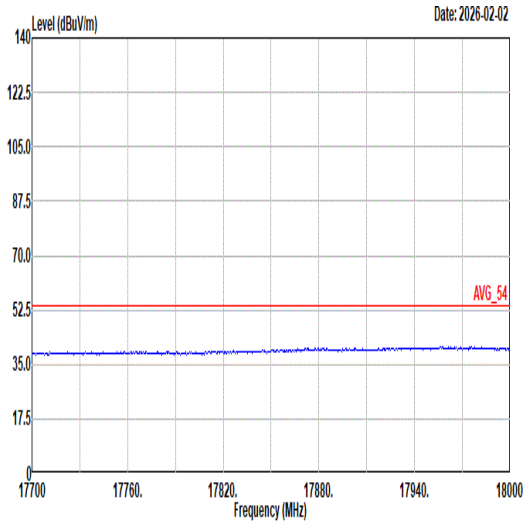 Site : 03CH11-HY Condition: AVG_54 3m 9120D_01620_250915 HORIZONTAL Mode : 11 Setting : 22	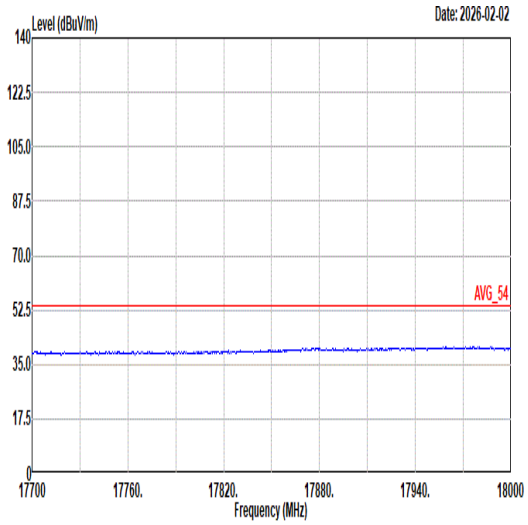 Site : 03CH11-HY Condition: AVG_54 3m 9120D_01620_250915 VERTICAL Mode : 11 Setting : 22

Mode	12	
	Band Edge	
	2400-2483.5_BLE CS ASK_CH76_2478MHz	
ANT	4	
Pol.	Horizontal	Fundamental
Peak	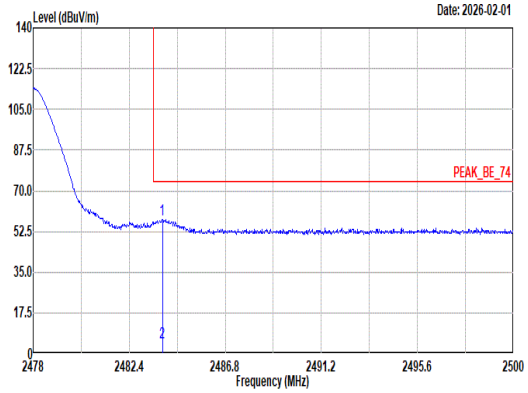 Site : 03CH11-HY Condition: PEAK_BE_74 3m 9120D_01620_250915 HORIZONTAL : RBW:1000.000kHz VBW:3000.000kHz SWT:Auto Detector : PEAK Mode : 12 Setting : 22 Freq Level Limit Line Margin Read Level Ant Factor Cable Loss Preamp Factor Aux Factor APos TPos Remark MHz dBuV/m dBuV/m dB dBuV dB/m dB dB dB cm deg 1 2483.92 57.59 74.00 -16.41 46.03 27.68 6.87 33.11 10.12 103 244 Peak 2 2483.92 4.63 54.00 -49.37 -- -- -- -- -- -- -- AVERAGE	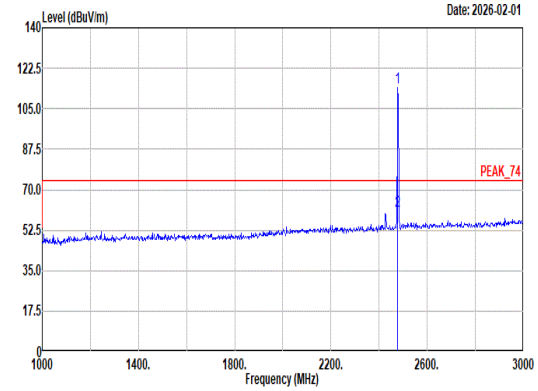 Site : 03CH11-HY Condition: PEAK_74 3m 9120D_01620_250915 HORIZONTAL : RBW:1000.000kHz VBW:3000.000kHz SWT:Auto Detector : PEAK Mode : 12 Setting : 22 Freq Level Limit Line Margin Read Level Ant Factor Cable Loss Preamp Factor Aux Factor APos TPos Remark MHz dBuV/m dBuV/m dB dBuV dB/m dB dB dB cm deg 1 2478.00 113.90 ------ ------ 102.43 27.60 6.87 33.12 10.12 103 244 Peak 2 2478.00 60.94 ------ ------ -- -- -- -- -- -- -- Average

Mode	12	
	Band Edge	
	2400-2483.5_BLE CS ASK_CH76_2478MHz	
ANT	4	
Pol.	Vertical	Fundamental
Peak	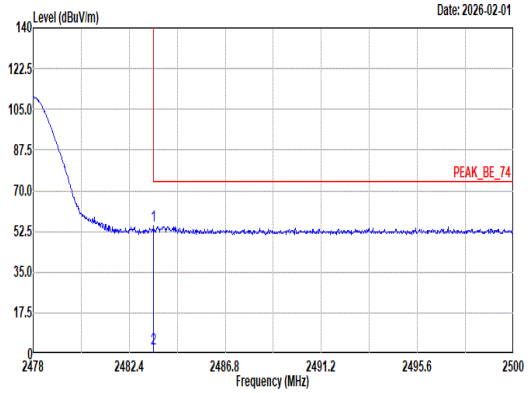 Site : 03CH11-HY Condition: PEAK_BE_74 3m 9120D_01620_250915 VERTICAL : RBW:1000.000kHz VBW:3000.000kHz SWT:Auto Detector : PEAK Mode : 12 Setting : 22 Freq Level Limit Line Margin Read Level Ant Factor Cable Loss Preamp Factor Aux Factor APos TPos Remark MHz dBuV/m dBuV/m dB dBuV dB/m dB dB dB cm deg 1 2483.52 54.86 74.00 -19.14 43.32 27.67 6.87 33.12 10.12 363 123 Peak 2 2483.52 1.90 54.00 -52.10 -- -- -- -- -- -- -- AVERAGE	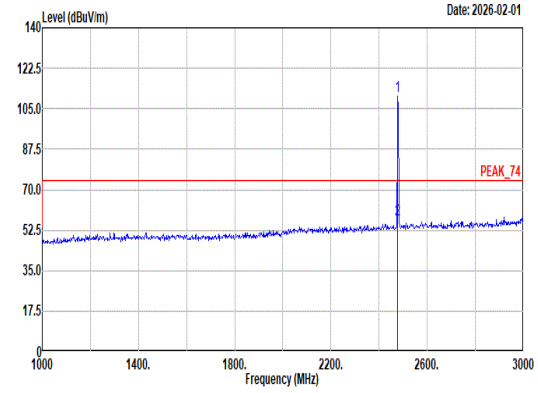 Site : 03CH11-HY Condition: PEAK_74 3m 9120D_01620_250915 VERTICAL : RBW:1000.000kHz VBW:3000.000kHz SWT:Auto Detector : PEAK Mode : 12 Setting : 22 Freq Level Limit Line Margin Read Level Ant Factor Cable Loss Preamp Factor Aux Factor APos TPos Remark MHz dBuV/m dBuV/m dB dBuV dB/m dB dB dB cm deg 1 2478.00 110.16 ------ ------ 98.69 27.60 6.87 33.12 10.12 363 123 Peak 2 2478.00 57.20 ------ ------ -- -- -- -- -- -- -- Average

Mode	12	
	Harmonic	
	2400-2483.5_BLE CS ASK_CH76_2478MHz	
ANT	4	
Pol.	Horizontal	Vertical
Peak Avg	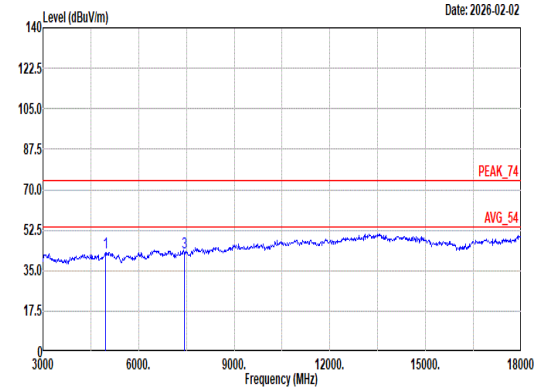 Site : 03CH11-HY Condition: PEAK_74 3m 9120D_01620_250915 HORIZONTAL Mode : 12 Setting : 22 Freq Level Limit Line Margin Read Level Ant Factor Cable Loss Preamp Factor Aux Factor APos TPos Remark MHz dBuV/m dBuV/m dB dBuV dB/m dB dB dB cm deg 1 4956.00 42.86 74.00 -31.14 65.04 32.92 10.99 67.05 0.96 -- -- Peak 2 4956.00 -10.10 54.00 -64.10 -- -- -- -- -- -- -- Average 3 7434.00 42.98 74.00 -31.02 58.83 36.30 13.85 66.18 0.18 -- -- Peak 4 7434.00 -9.98 54.00 -63.98 -- -- -- -- -- -- -- Average	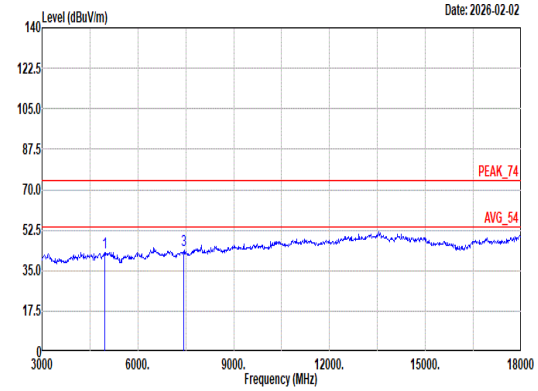 Site : 03CH11-HY Condition: PEAK_74 3m 9120D_01620_250915 VERTICAL Mode : 12 Setting : 22 Freq Level Limit Line Margin Read Level Ant Factor Cable Loss Preamp Factor Aux Factor APos TPos Remark MHz dBuV/m dBuV/m dB dBuV dB/m dB dB dB cm deg 1 4956.00 42.53 74.00 -31.47 64.71 32.92 10.99 67.05 0.96 -- -- Peak 2 4956.00 -10.43 54.00 -64.43 -- -- -- -- -- -- -- Average 3 7434.00 43.78 74.00 -30.22 59.63 36.30 13.85 66.18 0.18 -- -- Peak 4 7434.00 -9.18 54.00 -63.18 -- -- -- -- -- -- -- Average

Mode	12	
	Harmonic	
	2400-2483.5_BLE CS ASK_CH76_2478MHz	
ANT	4	
Pol.	Horizontal	Vertical
14.47G ~14.5G Avg	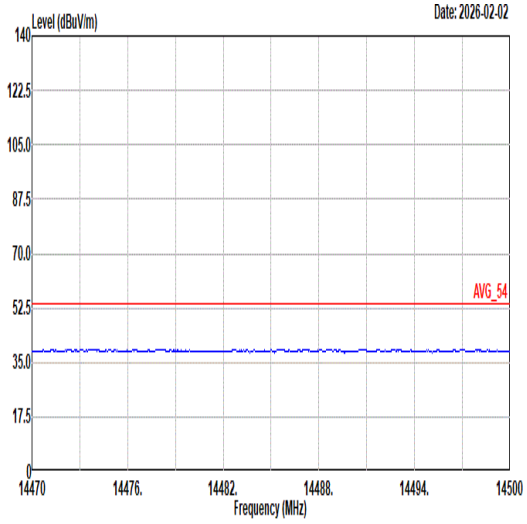 Site : 03CH11-HY Condition: AVG_54 3m 9120D_01620_250915 HORIZONTAL Mode : 12 Setting : 22	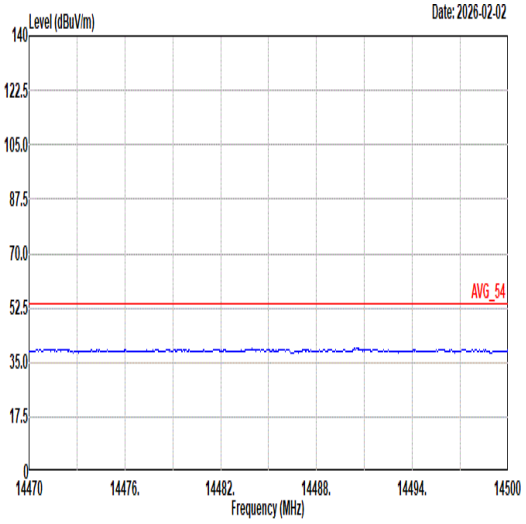 Site : 03CH11-HY Condition: AVG_54 3m 9120D_01620_250915 VERTICAL Mode : 12 Setting : 22
17.7G ~18G Avg	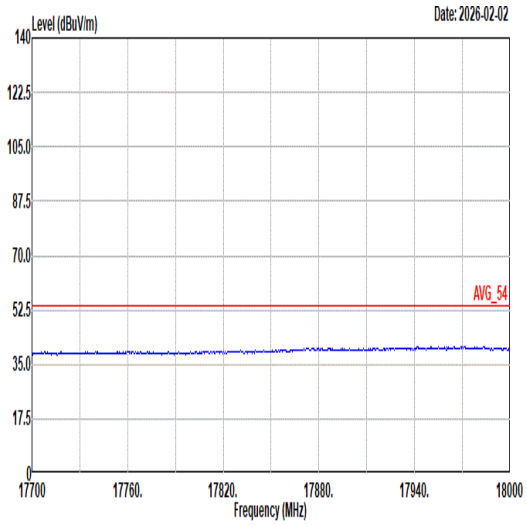 Site : 03CH11-HY Condition: AVG_54 3m 9120D_01620_250915 HORIZONTAL Mode : 12 Setting : 22	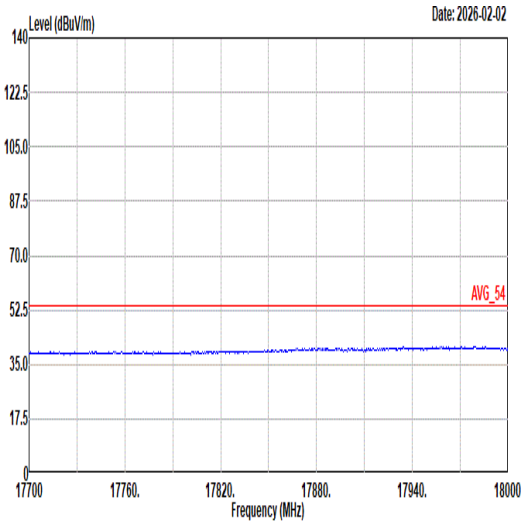 Site : 03CH11-HY Condition: AVG_54 3m 9120D_01620_250915 VERTICAL Mode : 12 Setting : 22

Mode	14	
	SHF	
	2400-2483.5_BLE CS ASK_CH76_2478MHz	
ANT	4	
Pol.	Horizontal	Vertical
Peak	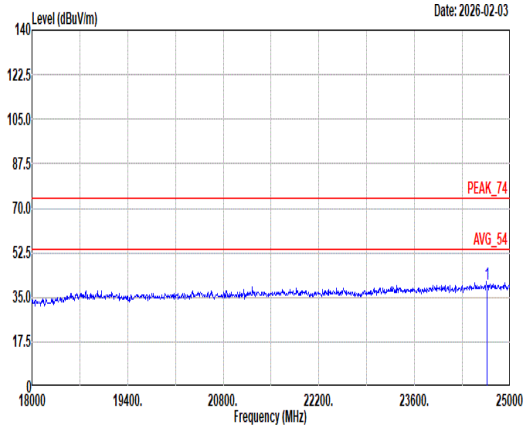 Site : 03CH11-HY Condition: PEAK_74 1m SHF_1224_250702 HORIZONTAL Mode : 14 Setting : Freq Level Limit Line Margin Read Level Ant Factor Cable Loss Preamp Factor Aux Factor APos TPos Remark MHz dBuV/m dBuV/m dB dBuV dB/m dB dB dB cm deg 1 24657.26 40.40 74.00 -33.60 37.26 39.50 26.48 53.30 -9.54 -- -- PEAK	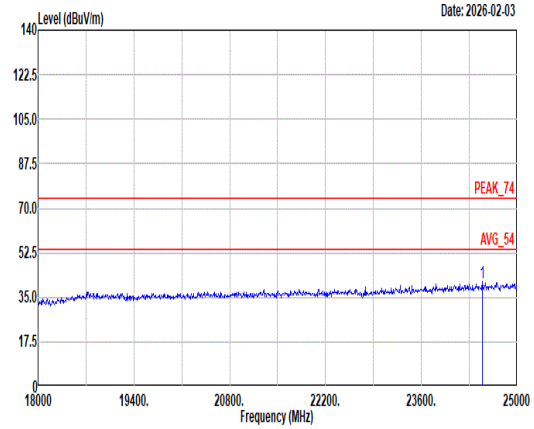 Site : 03CH11-HY Condition: PEAK_74 1m SHF_1224_250702 VERTICAL Mode : 14 Setting : Freq Level Limit Line Margin Read Level Ant Factor Cable Loss Preamp Factor Aux Factor APos TPos Remark MHz dBuV/m dBuV/m dB dBuV dB/m dB dB dB cm deg 1 24494.13 40.59 74.00 -33.41 37.71 39.30 26.43 53.31 -9.54 -- -- PEAK

Mode	16	
	LF	
	2400-2483.5_BLE CS ASK_CH76_2478MHz	
ANT	4	
Pol.	Horizontal	Vertical
QP/ Peak	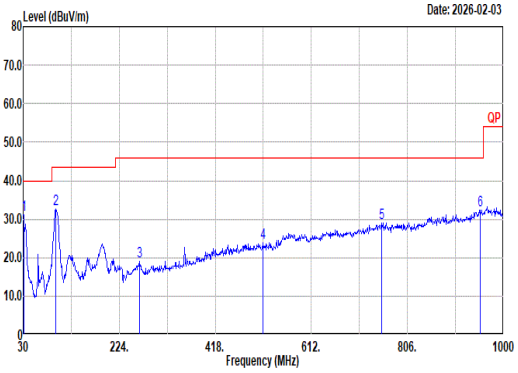	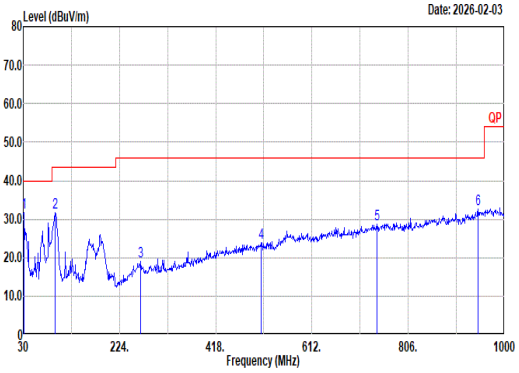

Site : 03CH11-HY
Condition: QP 3m Bilog_66925 & 24006_250219 HORIZONTAL
Mode : 16
Setting :

	Freq	Level	Limit Line	Margin	Read Level	Ant Factor	Cable Loss	Preamp Factor	Aux Factor	APos	TPos	Remark
	MHz	dBuV/m	dBuV/m	dB	dBuV	dB/m	dB	dB	dB	cm	deg	
1	30.97	31.10	40.00	-8.90	37.16	24.91	0.83	31.88	0.08	--	--	Peak
2	95.96	32.60	43.50	-10.90	47.56	15.69	1.41	32.08	0.02	--	--	Peak
3	265.71	19.00	46.00	-27.00	28.45	20.14	2.27	31.93	0.07	--	--	Peak
4	515.00	23.72	46.00	-22.28	28.18	24.30	3.16	32.01	0.09	--	--	Peak
5	753.62	29.01	46.00	-16.99	28.23	28.30	3.80	31.87	0.55	--	--	Peak
6	953.44	32.43	46.00	-13.57	27.07	31.34	4.29	30.68	0.41	--	--	Peak

Site : 03CH11-HY
Condition: QP 3m Bilog_66925 & 24006_250219 VERTICAL
Mode : 16
Setting :

	Freq	Level	Limit Line	Margin	Read Level	Ant Factor	Cable Loss	Preamp Factor	Aux Factor	APos	TPos	Remark
	MHz	dBuV/m	dBuV/m	dB	dBuV	dB/m	dB	dB	dB	cm	deg	
1	30.97	31.74	40.00	-8.26	37.80	24.91	0.83	31.88	0.08	--	--	Peak
2	94.99	31.83	43.50	-11.67	47.09	15.40	1.40	32.08	0.02	--	--	Peak
3	266.68	18.89	46.00	-27.11	28.55	19.93	2.27	31.93	0.07	--	--	Peak
4	510.15	24.00	46.00	-22.00	28.58	24.20	3.15	32.01	0.08	--	--	Peak
5	742.95	28.77	46.00	-17.23	28.16	28.16	3.77	31.89	0.57	--	--	Peak
6	946.65	32.57	46.00	-13.43	27.63	31.00	4.27	30.74	0.41	--	--	Peak

Appendix D. Duty Cycle Plots

<Ant. 3>

BLE CS ASK for 1Mbps	BLE CS ASK for 1Mbps
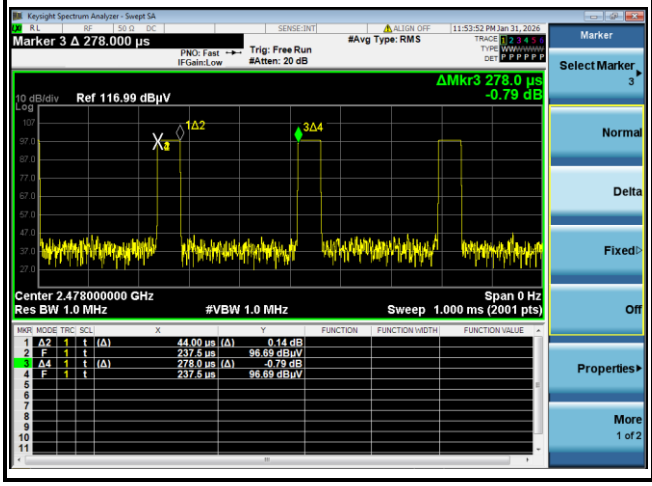	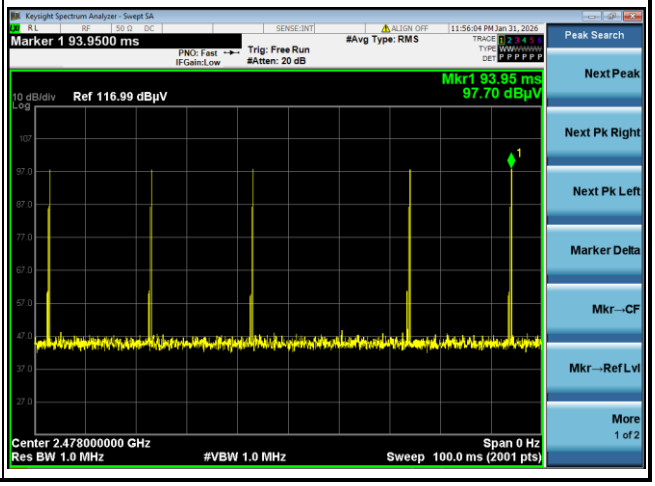

Note:

1. Worst case Duty cycle = on time/100 milliseconds = 5 * 0.044 / 100 = 0.22 %
2. Worst case Duty cycle correction factor = 20*log(Duty cycle) = -53.15 dB

Duty Cycle Correction Factor Consideration for AFH mode:

The maximum possible ON time:

0.044 ms x 5 = 0.22 ms

Worst case Duty Cycle Correction factor, which is derived from the maximum possible ON time,

20 x log(0.22 ms/100 ms) = -53.15 dB

BLE CS ASK for 2Mbps	BLE CS ASK for 2Mbps
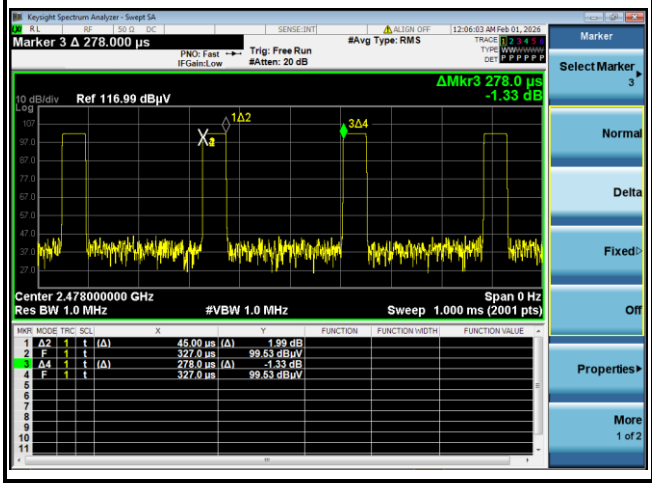	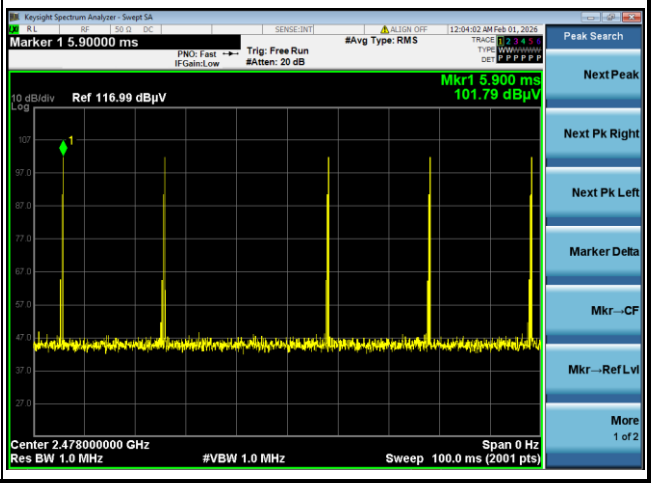

Note:

1. Worst case Duty cycle = on time/100 milliseconds = 5 * 0.045 / 100 = 0.23 %
2. Worst case Duty cycle correction factor = 20*log(Duty cycle) = -52.96 dB

Duty Cycle Correction Factor Consideration for AFH mode:

The maximum possible ON time:

0.045 ms x 5 = 0.23 ms

Worst case Duty Cycle Correction factor, which is derived from the maximum possible ON time,

*20 x log(0.23 ms/*100 m*s) = -52.96 dB*

<Ant. 4>

BLE CS ASK for 1Mbps	BLE CS ASK for 1Mbps
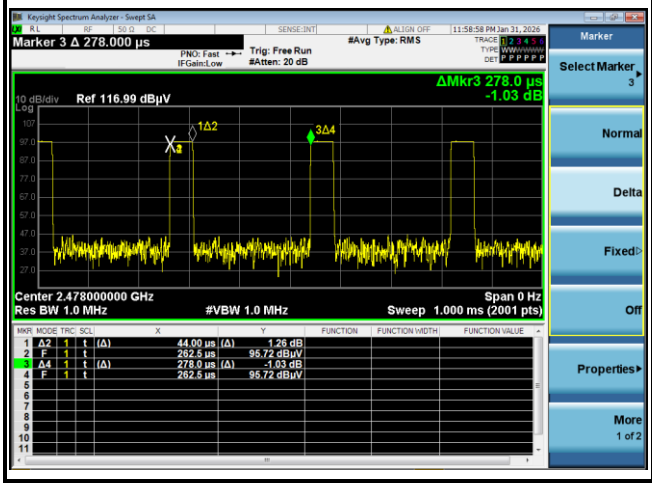	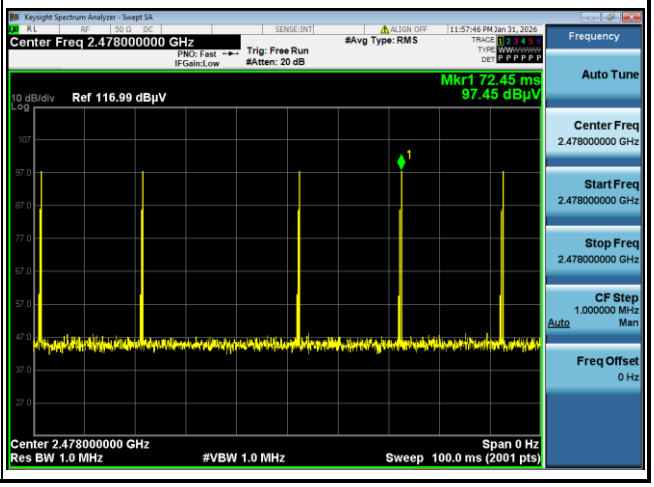

Note:

1. Worst case Duty cycle = on time/100 milliseconds = 5 * 0.044 / 100 = 0.22 %
2. Worst case Duty cycle correction factor = 20*log(Duty cycle) = -53.15 dB

Duty Cycle Correction Factor Consideration for AFH mode:

The maximum possible ON time:

0.044 ms x 5 = 0.22 ms

Worst case Duty Cycle Correction factor, which is derived from the maximum possible ON time,

20 x log(0.22 ms/100 ms) = -53.15 dB

BLE CS ASK for 2Mbps	BLE CS ASK for 2Mbps
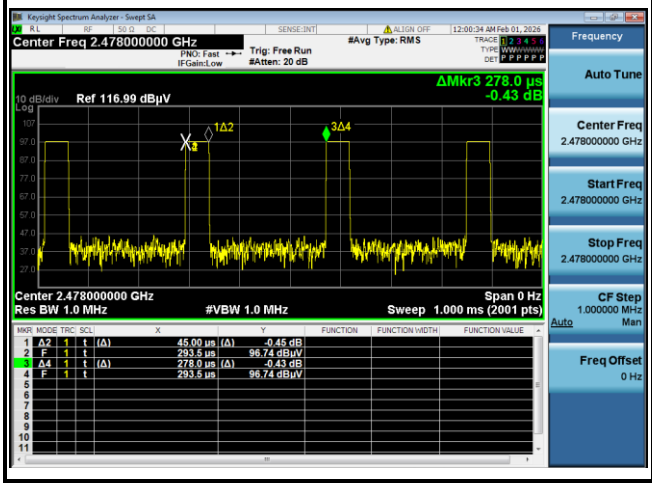	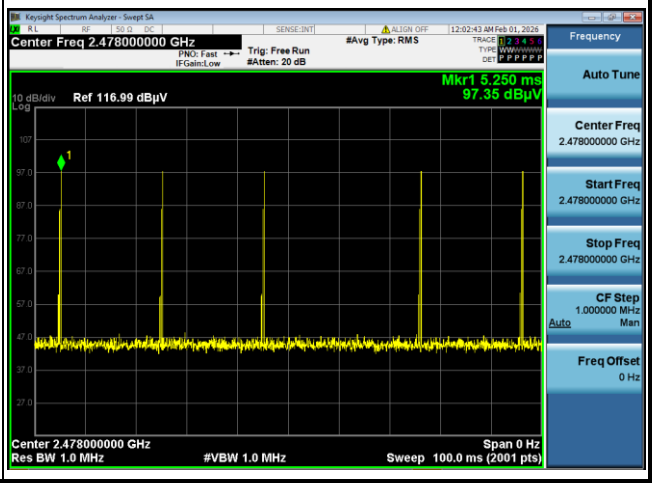

Note:

1. Worst case Duty cycle = on time/100 milliseconds = 5 * 0.045 / 100 = 0.23 %
2. Worst case Duty cycle correction factor = 20*log(Duty cycle) = -52.96 dB

Duty Cycle Correction Factor Consideration for AFH mode:

The maximum possible ON time:

0.045 ms x 5 = 0.23 ms

Worst case Duty Cycle Correction factor, which is derived from the maximum possible ON time,

20 x log(0.23 ms/100 ms) = -52.96 dB

———THE END———