| Mode | 35 | |
|---|---|---|
| | Harmonic | |
| | 2400-2483.5_802.11be EHT20_CH12_Full RU_2467MHz | |
| ANT | 3+4 | |
| Pol. | Horizontal | Vertical |
| 14.47G ~14.5G Avg | 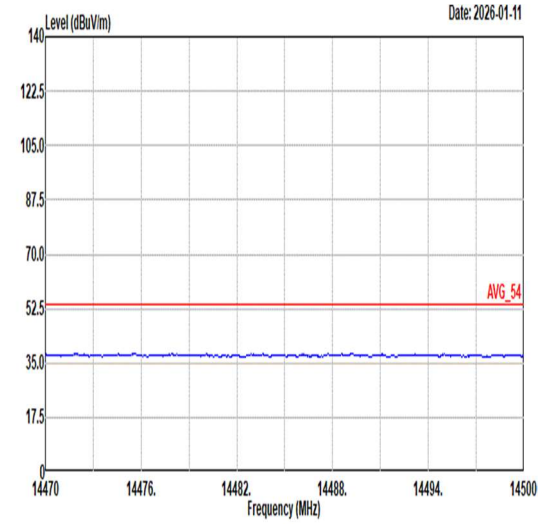 <br>Site : 03CH11-HY<br>Condition: AVG_54 3m 9120D_01620_250915 HORIZONTAL | 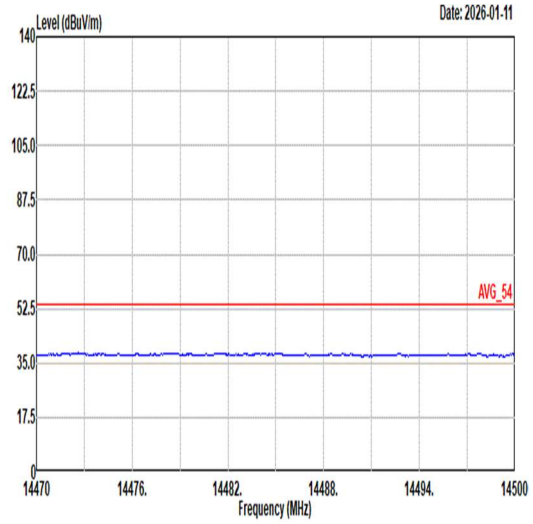 <br>Site : 03CH11-HY<br>Condition: AVG_54 3m 9120D_01620_250915 VERTICAL |
| 17.7G ~18G Avg | 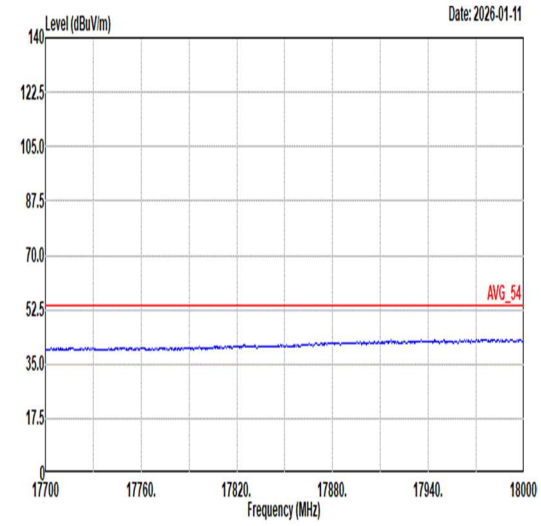 <br>Site : 03CH11-HY<br>Condition: AVG_54 3m 9120D_01620_250915 HORIZONTAL | 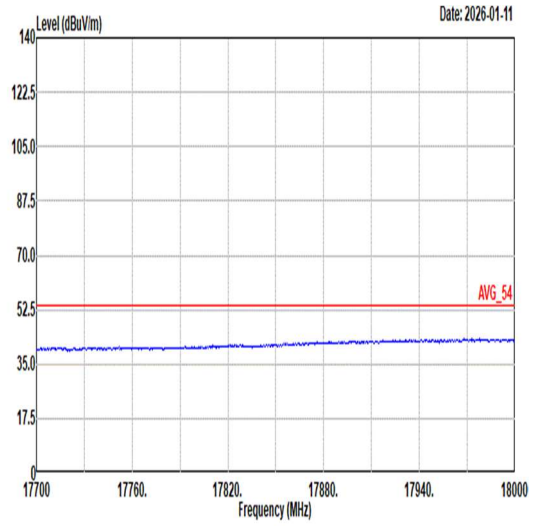 <br>Site : 03CH11-HY<br>Condition: AVG_54 3m 9120D_01620_250915 VERTICAL |

| Mode | 36 | |
|---|---|---|
| | Band Edge | |
| | 2400-2483.5_802.11be EHT20_CH12_Partial RU 26/8_2467MHz | |
| ANT | 3+4 | |
| Pol. | Horizontal | Fundamental |
| Peak | 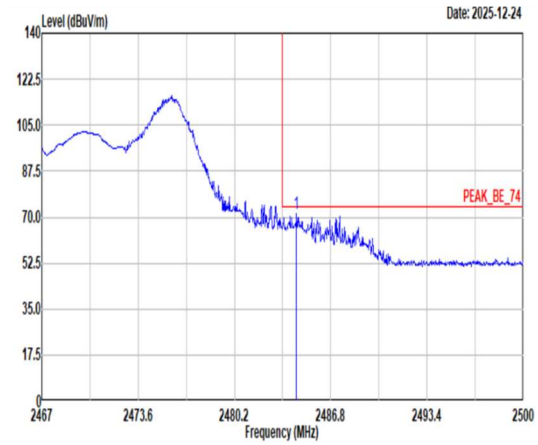 <br>Site : 03CH11-HY<br>Condition: PEAK_BE_74 3m 9120D_01620_250915 HORIZONTAL<br>: RBW:1000.000kHz VBW:3000.000kHz SWT:Auto<br>Freq Level Limit Line Margin Read Level Ant Factor Cable Loss Preamp Factor Aux Factor APos TPos Remark<br>MHz dBuV/m dBuV/m dB dBuV dB/m dB dB dB cm deg<br>1 2484.46 71.13 74.00 -2.87 59.56 27.69 6.87 33.11 10.12 162 34 Peak | 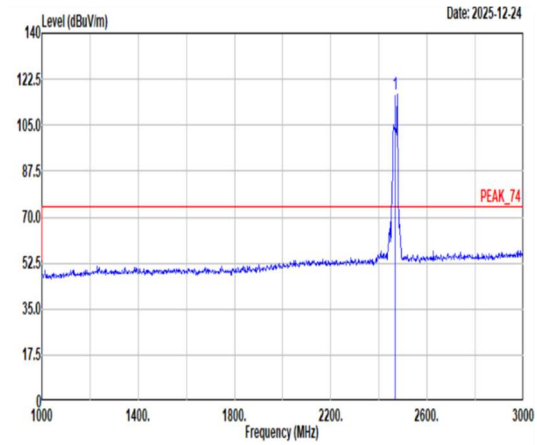 <br>Site : 03CH11-HY<br>Condition: PEAK_74 3m 9120D_01620_250915 HORIZONTAL<br>: RBW:1000.000kHz VBW:3000.000kHz SWT:Auto<br>Freq Level Limit Line Margin Read Level Ant Factor Cable Loss Preamp Factor Aux Factor APos TPos Remark<br>MHz dBuV/m dBuV/m dB dBuV dB/m dB dB dB cm deg<br>1 2467.00 116.61 ------ ------ 105.14 27.60 6.87 33.12 10.12 162 34 Peak |
| Avg | 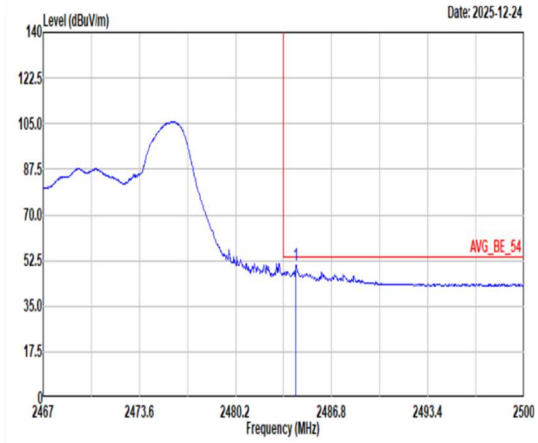 <br>Site : 03CH11-HY<br>Condition: AVG_BE_54 3m 9120D_01620_250915 HORIZONTAL<br>: RBW:1000.000kHz VBW:0.680kHz SWT:Auto<br>Freq Level Limit Line Margin Read Level Ant Factor Cable Loss Preamp Factor Aux Factor APos TPos Remark<br>MHz dBuV/m dBuV/m dB dBuV dB/m dB dB dB cm deg<br>1 2484.33 50.76 54.00 -3.24 39.19 27.69 6.87 33.11 10.12 162 34 Average | 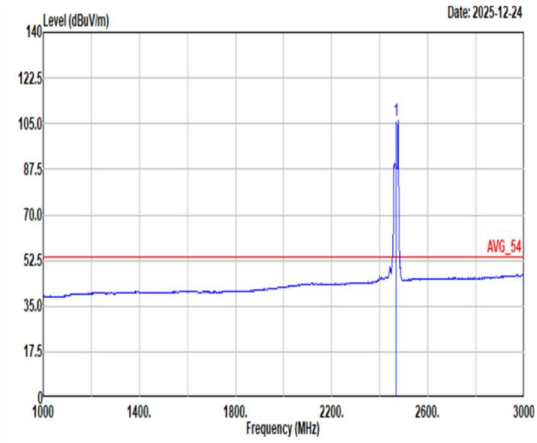 <br>Site : 03CH11-HY<br>Condition: AVG_54 3m 9120D_01620_250915 HORIZONTAL<br>: RBW:1000.000kHz VBW:0.680kHz SWT:Auto<br>Freq Level Limit Line Margin Read Level Ant Factor Cable Loss Preamp Factor Aux Factor APos TPos Remark<br>MHz dBuV/m dBuV/m dB dBuV dB/m dB dB dB cm deg<br>1 2467.00 106.36 ------ ------ 94.89 27.60 6.87 33.12 10.12 162 34 Average |

| Mode | 36 | |
|---|---|---|
| | Band Edge | |
| | 2400-2483.5_802.11be EHT20_CH12_Partial RU 26/8_2467MHz | |
| ANT | 3+4 | |
| Pol. | Vertical | Fundamental |
| Peak | 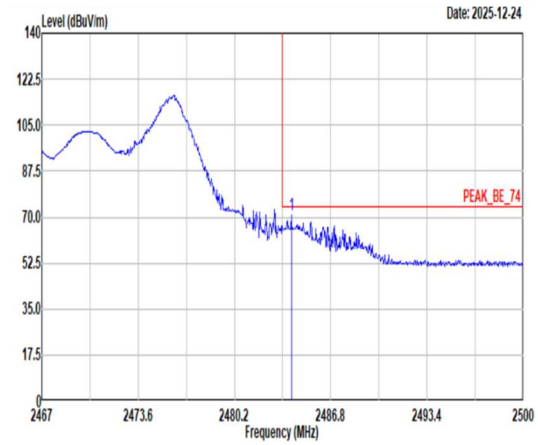 <br>Site : 03CH11-HY<br>Condition: PEAK_BE_74 3m 9120D_01620_250915 VERTICAL<br>: RBW:1000.000kHz VBW:3000.000kHz SWT:Auto<br>Freq Level Limit Line Margin Read Level Ant Factor Cable Loss Preamp Factor Aux Factor APos TPos Remark<br>MHz dBuV/m dBuV/m dB dBuV dB/m dB dB dB cm deg<br>1 2484.09 70.71 74.00 -3.29 59.15 27.68 6.87 33.11 10.12 364 112 Peak | 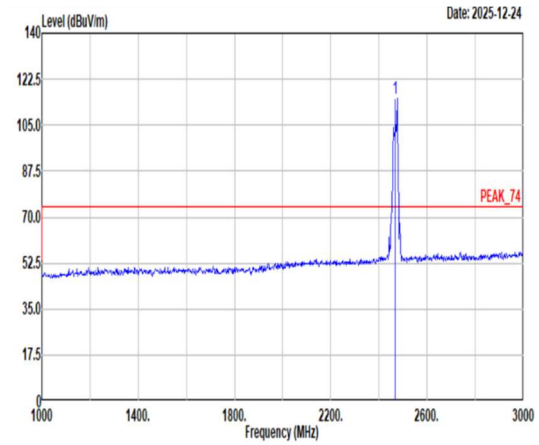 <br>Site : 03CH11-HY<br>Condition: PEAK_74 3m 9120D_01620_250915 VERTICAL<br>: RBW:1000.000kHz VBW:3000.000kHz SWT:Auto<br>Freq Level Limit Line Margin Read Level Ant Factor Cable Loss Preamp Factor Aux Factor APos TPos Remark<br>MHz dBuV/m dBuV/m dB dBuV dB/m dB dB dB cm deg<br>1 2467.00 115.02 ------ ------ 103.55 27.60 6.87 33.12 10.12 364 112 Peak |
| Avg | 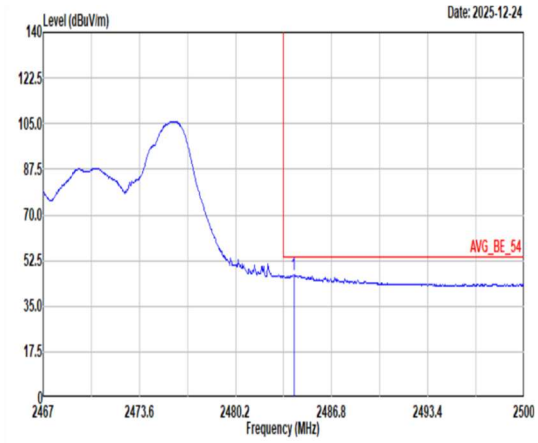 <br>Site : 03CH11-HY<br>Condition: AVG_BE_54 3m 9120D_01620_250915 VERTICAL<br>: RBW:1000.000kHz VBW:0.680kHz SWT:Auto<br>Freq Level Limit Line Margin Read Level Ant Factor Cable Loss Preamp Factor Aux Factor APos TPos Remark<br>MHz dBuV/m dBuV/m dB dBuV dB/m dB dB dB cm deg<br>1 2484.19 47.10 54.00 -6.90 35.54 27.68 6.87 33.11 10.12 364 112 Average | 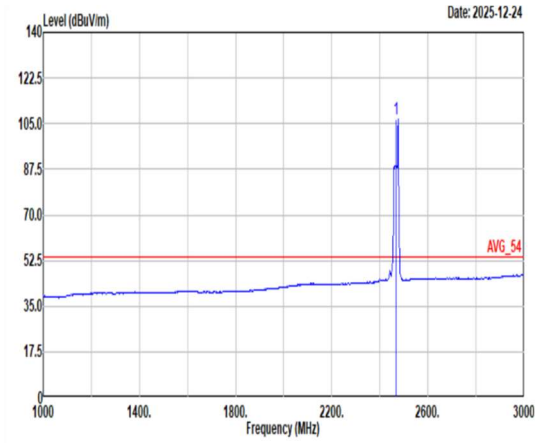 <br>Site : 03CH11-HY<br>Condition: AVG_54 3m 9120D_01620_250915 VERTICAL<br>: RBW:1000.000kHz VBW:0.680kHz SWT:Auto<br>Freq Level Limit Line Margin Read Level Ant Factor Cable Loss Preamp Factor Aux Factor APos TPos Remark<br>MHz dBuV/m dBuV/m dB dBuV dB/m dB dB dB cm deg<br>1 2467.00 106.64 ------ ------ 95.17 27.60 6.87 33.12 10.12 364 112 Average |

| Mode | 37 | |
|---|---|---|
| | Band Edge | |
| | 2400-2483.5_802.11be EHT20_CH12_Partial RU 52/40_2467MHz | |
| ANT | 3+4 | |
| Pol. | Horizontal | Fundamental |
| Peak | 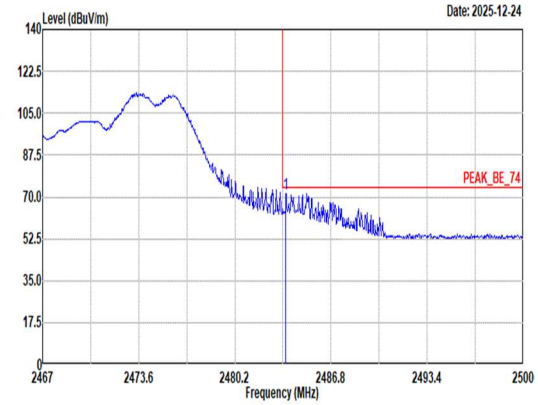 <br>Site : 03CH11-HY<br>Condition: PEAK_BE_74 3m 9120D_01620_250915 HORIZONTAL<br>: RBW:1000.000kHz VBW:3000.000kHz SWT:Auto<br>Freq Level Limit Line Margin Read Level Ant Factor Cable Loss Preamp Factor Aux Factor APos TPos Remark<br>MHz dBuV/m dBuV/m dB dBuV dB/m dB dB dB cm deg<br>1 2483.70 71.41 74.00 -2.59 59.86 27.67 6.87 33.11 10.12 161 36 Peak | 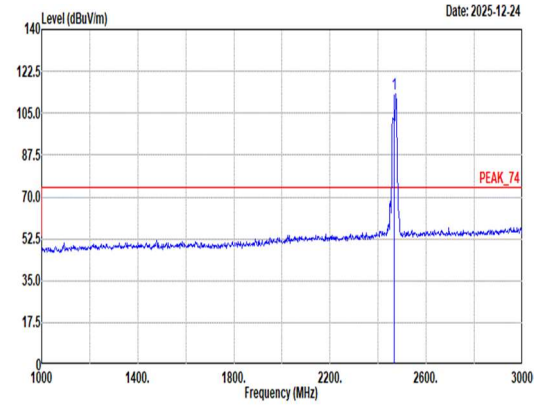 <br>Site : 03CH11-HY<br>Condition: PEAK_74 3m 9120D_01620_250915 HORIZONTAL<br>: RBW:1000.000kHz VBW:3000.000kHz SWT:Auto<br>Freq Level Limit Line Margin Read Level Ant Factor Cable Loss Preamp Factor Aux Factor APos TPos Remark<br>MHz dBuV/m dBuV/m dB dBuV dB/m dB dB dB cm deg<br>1 2467.00 113.10 ------ ------ 101.64 27.60 6.86 33.12 10.12 161 36 Peak |
| Avg | 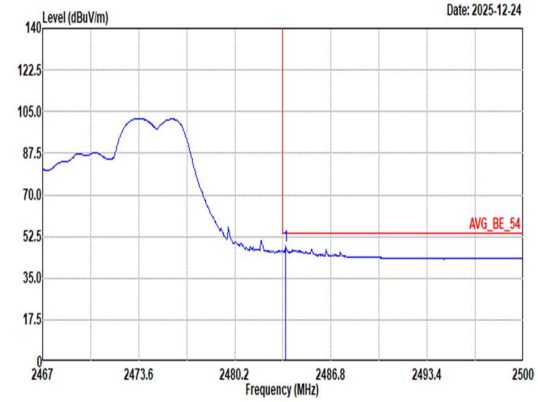 <br>Site : 03CH11-HY<br>Condition: AVG_BE_54 3m 9120D_01620_250915 HORIZONTAL<br>: RBW:1000.000kHz VBW:0.750kHz SWT:Auto<br>Freq Level Limit Line Margin Read Level Ant Factor Cable Loss Preamp Factor Aux Factor APos TPos Remark<br>MHz dBuV/m dBuV/m dB dBuV dB/m dB dB dB cm deg<br>1 2483.67 48.44 54.00 -5.56 36.90 27.67 6.87 33.12 10.12 161 36 Average | 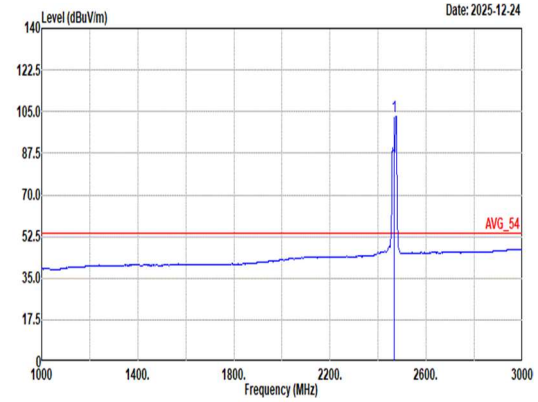 <br>Site : 03CH11-HY<br>Condition: AVG_54 3m 9120D_01620_250915 HORIZONTAL<br>: RBW:1000.000kHz VBW:0.750kHz SWT:Auto<br>Freq Level Limit Line Margin Read Level Ant Factor Cable Loss Preamp Factor Aux Factor APos TPos Remark<br>MHz dBuV/m dBuV/m dB dBuV dB/m dB dB dB cm deg<br>1 2467.00 103.16 ------ ------ 91.70 27.60 6.86 33.12 10.12 161 36 Average |

| Mode | 37 | |
|---|---|---|
| | Band Edge | |
| | 2400-2483.5_802.11be EHT20_CH12_Partial RU 52/40_2467MHz | |
| ANT | 3+4 | |
| Pol. | Vertical | Fundamental |
| Peak | 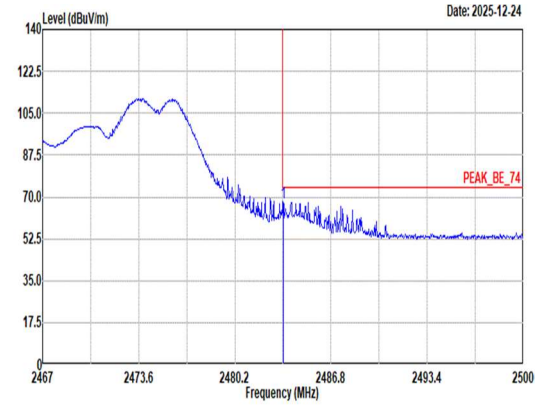 <br>Site : 03CH11-HY<br>Condition: PEAK_BE_74 3m 9120D_01620_250915 VERTICAL<br>: RBW:1000.000kHz VBW:3000.000kHz SWT:Auto<br>Freq Level Limit Line Margin Read Level Ant Factor Cable Loss Preamp Factor Aux Factor APos TPos Remark<br>MHz dBuV/m dBuV/m dB dBuV dB/m dB dB dB cm deg<br>1 2483.53 67.81 74.00 -6.19 56.27 27.67 6.87 33.12 10.12 400 110 Peak | 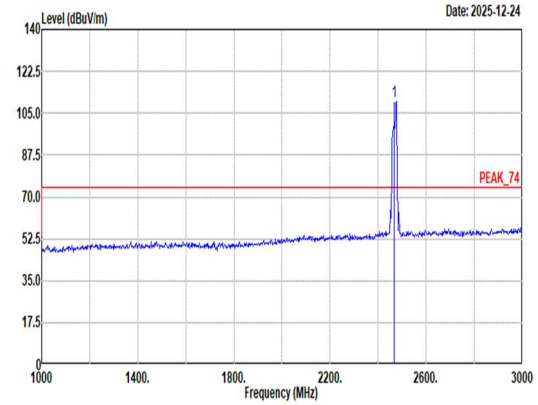 <br>Site : 03CH11-HY<br>Condition: PEAK_74 3m 9120D_01620_250915 VERTICAL<br>: RBW:1000.000kHz VBW:3000.000kHz SWT:Auto<br>Freq Level Limit Line Margin Read Level Ant Factor Cable Loss Preamp Factor Aux Factor APos TPos Remark<br>MHz dBuV/m dBuV/m dB dBuV dB/m dB dB dB cm deg<br>1 2467.00 109.66 ------ ------ 98.19 27.60 6.87 33.12 10.12 400 110 Peak |
| Avg | 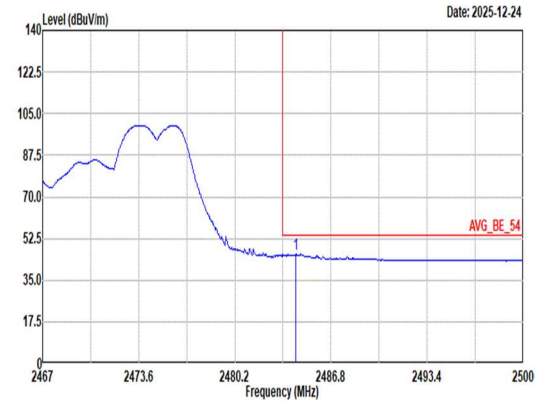 <br>Site : 03CH11-HY<br>Condition: AVG_BE_54 3m 9120D_01620_250915 VERTICAL<br>: RBW:1000.000kHz VBW:0.750kHz SWT:Auto<br>Freq Level Limit Line Margin Read Level Ant Factor Cable Loss Preamp Factor Aux Factor APos TPos Remark<br>MHz dBuV/m dBuV/m dB dBuV dB/m dB dB dB cm deg<br>1 2484.39 46.16 54.00 -7.84 34.59 27.69 6.87 33.11 10.12 400 110 Average | 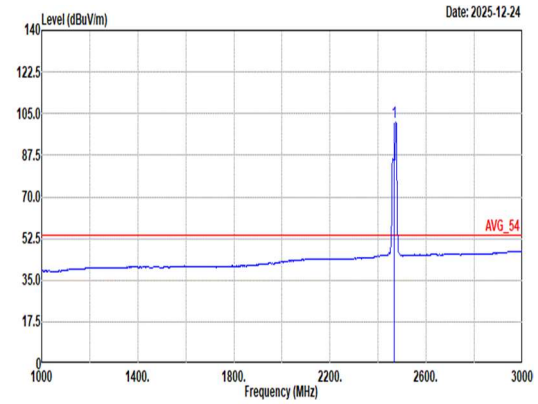 <br>Site : 03CH11-HY<br>Condition: AVG_54 3m 9120D_01620_250915 VERTICAL<br>: RBW:1000.000kHz VBW:0.750kHz SWT:Auto<br>Freq Level Limit Line Margin Read Level Ant Factor Cable Loss Preamp Factor Aux Factor APos TPos Remark<br>MHz dBuV/m dBuV/m dB dBuV dB/m dB dB dB cm deg<br>1 2467.00 101.20 ------ ------ 89.74 27.60 6.86 33.12 10.12 400 110 Average |

| Mode | 38 | |
|---|---|---|
| | Band Edge | |
| | 2400-2483.5_802.11be EHT20_CH12_Partial RU 106/54_2467MHz | |
| ANT | 3+4 | |
| Pol. | Horizontal | Fundamental |
| Peak | 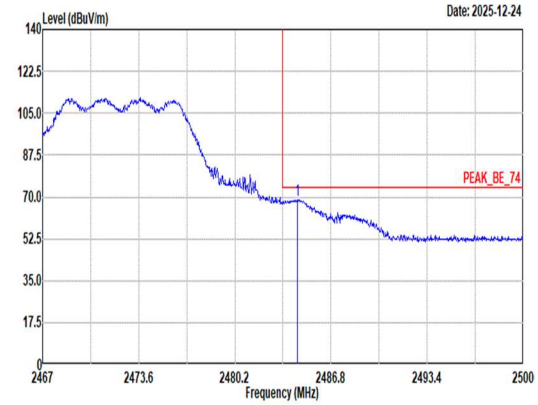 <br>Site : 03CH11-HY<br>Condition: PEAK_BE_74 3m 9120D_01620_250915 HORIZONTAL<br>: RBW:1000.000kHz VBW:3000.000kHz SWT:Auto<br>Freq Level Limit Line Margin Read Level Ant Factor Cable Loss Preamp Factor Aux Factor APos TPos Remark<br>MHz dBuV/m dBuV/m dB dBuV dB/m dB dB dB cm deg<br>1 2484.49 68.67 74.00 -5.33 57.10 27.69 6.87 33.11 10.12 165 36 Peak | 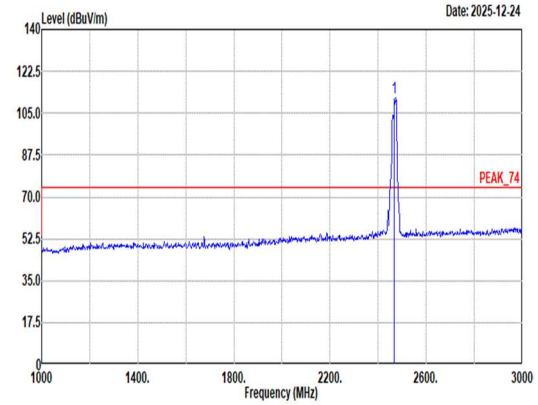 <br>Site : 03CH11-HY<br>Condition: PEAK_74 3m 9120D_01620_250915 HORIZONTAL<br>: RBW:1000.000kHz VBW:3000.000kHz SWT:Auto<br>Freq Level Limit Line Margin Read Level Ant Factor Cable Loss Preamp Factor Aux Factor APos TPos Remark<br>MHz dBuV/m dBuV/m dB dBuV dB/m dB dB dB cm deg<br>1 2467.00 111.49 ------ ------ 100.04 27.60 6.86 33.13 10.12 165 36 Peak |
| Avg | 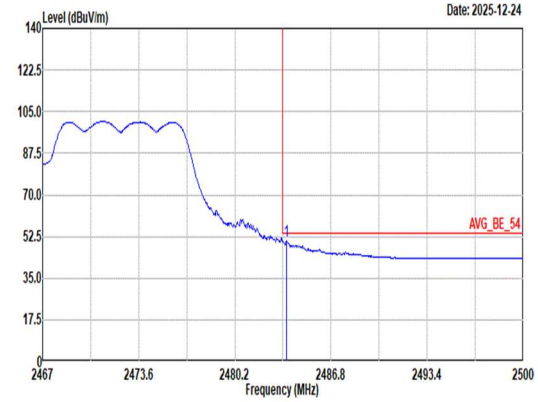 <br>Site : 03CH11-HY<br>Condition: AVG_BE_54 3m 9120D_01620_250915 HORIZONTAL<br>: RBW:1000.000kHz VBW:0.820kHz SWT:Auto<br>Freq Level Limit Line Margin Read Level Ant Factor Cable Loss Preamp Factor Aux Factor APos TPos Remark<br>MHz dBuV/m dBuV/m dB dBuV dB/m dB dB dB cm deg<br>1 2483.73 50.52 54.00 -3.48 38.97 27.67 6.87 33.11 10.12 165 36 Average | 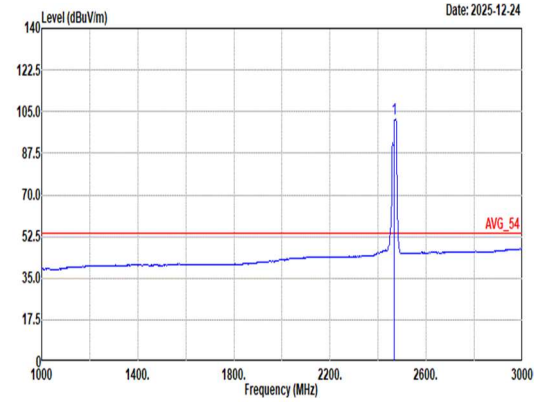 <br>Site : 03CH11-HY<br>Condition: AVG_54 3m 9120D_01620_250915 HORIZONTAL<br>: RBW:1000.000kHz VBW:0.820kHz SWT:Auto<br>Freq Level Limit Line Margin Read Level Ant Factor Cable Loss Preamp Factor Aux Factor APos TPos Remark<br>MHz dBuV/m dBuV/m dB dBuV dB/m dB dB dB cm deg<br>1 2467.00 101.80 ------ ------ 90.35 27.60 6.86 33.13 10.12 165 36 Average |

| Mode | 38 | |
|---|---|---|
| | Band Edge | |
| | 2400-2483.5_802.11be EHT20_CH12_Partial RU 106/54_2467MHz | |
| ANT | 3+4 | |
| Pol. | Vertical | Fundamental |
| Peak | 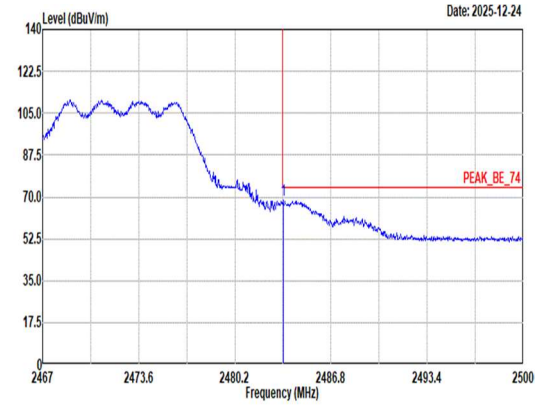 <br>Site : 03CH11-HY<br>Condition: PEAK_BE_74 3m 9120D_01620_250915 VERTICAL<br>: RBW:1000.000kHz VBW:3000.000kHz SWT:Auto<br>Freq Level Limit Line Margin Read Level Ant Factor Cable Loss Preamp Factor Aux Factor APos TPos Remark<br>MHz dBuV/m dBuV/m dB dBuV dB/m dB dB dB cm deg<br>1 2483.53 68.64 74.00 -5.36 57.10 27.67 6.87 33.12 10.12 363 110 Peak | 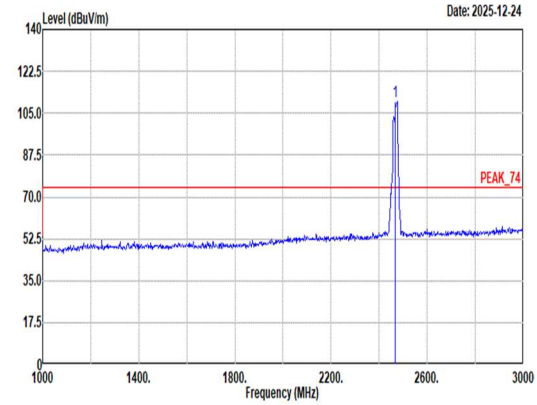 <br>Site : 03CH11-HY<br>Condition: PEAK_74 3m 9120D_01620_250915 VERTICAL<br>: RBW:1000.000kHz VBW:3000.000kHz SWT:Auto<br>Freq Level Limit Line Margin Read Level Ant Factor Cable Loss Preamp Factor Aux Factor APos TPos Remark<br>MHz dBuV/m dBuV/m dB dBuV dB/m dB dB dB cm deg<br>1 2467.00 109.63 ------ ------ 98.16 27.60 6.87 33.12 10.12 363 110 Peak |
| Avg | 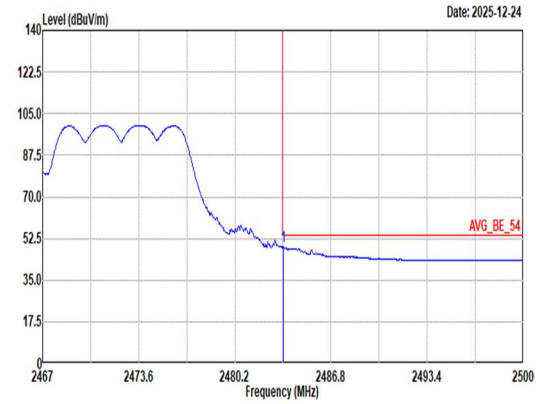 <br>Site : 03CH11-HY<br>Condition: AVG_BE_54 3m 9120D_01620_250915 VERTICAL<br>: RBW:1000.000kHz VBW:0.820kHz SWT:Auto<br>Freq Level Limit Line Margin Read Level Ant Factor Cable Loss Preamp Factor Aux Factor APos TPos Remark<br>MHz dBuV/m dBuV/m dB dBuV dB/m dB dB dB cm deg<br>1 2483.53 48.97 54.00 -5.03 37.43 27.67 6.87 33.12 10.12 363 110 Average | 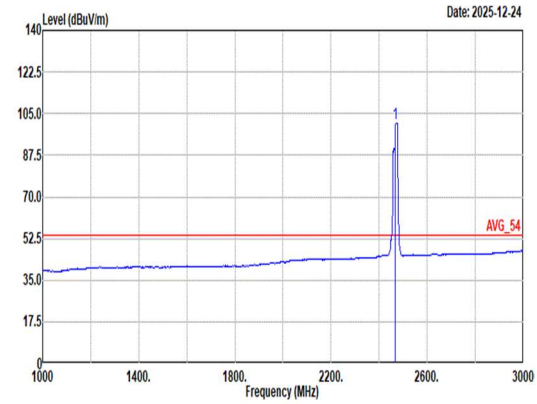 <br>Site : 03CH11-HY<br>Condition: AVG_54 3m 9120D_01620_250915 VERTICAL<br>: RBW:1000.000kHz VBW:0.820kHz SWT:Auto<br>Freq Level Limit Line Margin Read Level Ant Factor Cable Loss Preamp Factor Aux Factor APos TPos Remark<br>MHz dBuV/m dBuV/m dB dBuV dB/m dB dB dB cm deg<br>1 2467.00 100.98 ------ ------ 89.52 27.60 6.86 33.12 10.12 363 110 Average |

| Mode | 39 | |
|---|---|---|
| | Band Edge | |
| | 2400-2483.5_802.11be EHT20_CH13_Full RU_2472MHz | |
| ANT | 3+4 | |
| Pol. | Horizontal | Fundamental |
| Peak | 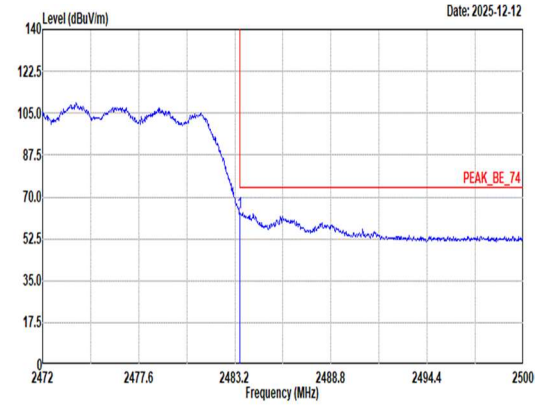 <br>Site : 03CH11-HY<br>Condition: PEAK_BE_74 3m 9120D_01620_250915 HORIZONTAL<br>: RBW:1000.000kHz VBW:3000.000kHz SWT:Auto<br>Freq Level Limit Line Margin Read Level Ant Factor Cable Loss Preamp Factor Aux Factor APos TPos Remark<br>MHz dBuV/m dBuV/m dB dBuV dB/m dB dB dB cm deg<br>1 2483.51 63.28 74.00 -10.72 51.74 27.67 6.87 33.12 10.12 220 247 Peak | 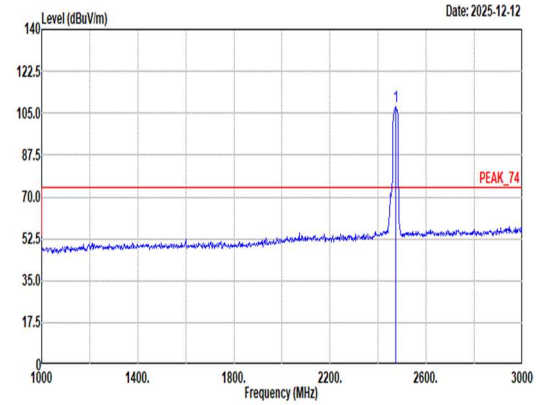 <br>Site : 03CH11-HY<br>Condition: PEAK_74 3m 9120D_01620_250915 HORIZONTAL<br>: RBW:1000.000kHz VBW:3000.000kHz SWT:Auto<br>Freq Level Limit Line Margin Read Level Ant Factor Cable Loss Preamp Factor Aux Factor APos TPos Remark<br>MHz dBuV/m dBuV/m dB dBuV dB/m dB dB dB cm deg<br>1 2472.00 107.53 ------ ------ 96.07 27.60 6.86 33.12 10.12 220 247 Peak |
| Avg | 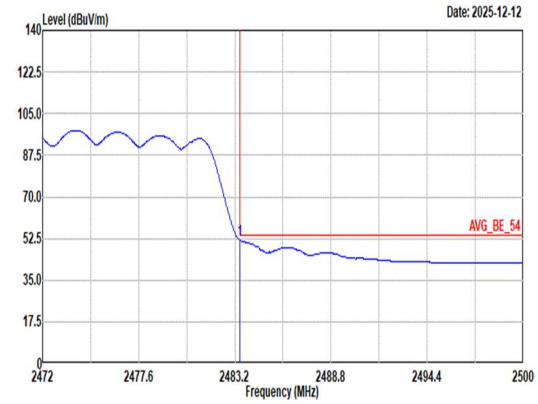 <br>Site : 03CH11-HY<br>Condition: AVG_BE_54 3m 9120D_01620_250915 HORIZONTAL<br>: RBW:1000.000kHz VBW:0.010kHz SWT:Auto<br>Freq Level Limit Line Margin Read Level Ant Factor Cable Loss Preamp Factor Aux Factor APos TPos Remark<br>MHz dBuV/m dBuV/m dB dBuV dB/m dB dB dB cm deg<br>1 2483.51 51.66 54.00 -2.34 40.12 27.67 6.87 33.12 10.12 220 247 Average | 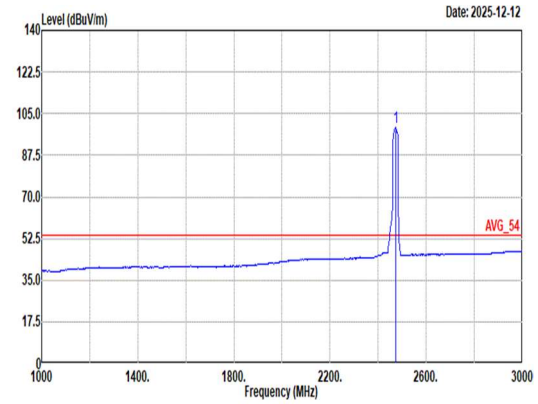 <br>Site : 03CH11-HY<br>Condition: AVG_54 3m 9120D_01620_250915 HORIZONTAL<br>: RBW:1000.000kHz VBW:0.010kHz SWT:Auto<br>Freq Level Limit Line Margin Read Level Ant Factor Cable Loss Preamp Factor Aux Factor APos TPos Remark<br>MHz dBuV/m dBuV/m dB dBuV dB/m dB dB dB cm deg<br>1 2472.00 99.23 ------ ------ 87.77 27.60 6.86 33.12 10.12 220 247 Average |

| Mode | 39 | |
|---|---|---|
| | Band Edge | |
| | 2400-2483.5_802.11be EHT20_CH13_Full RU_2472MHz | |
| ANT | 3+4 | |
| Pol. | Vertical | Fundamental |
| Peak | 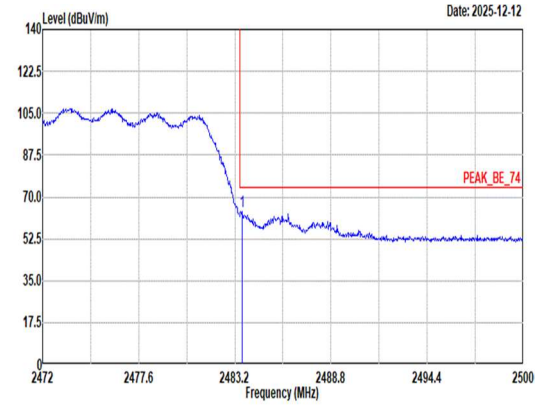 <br>Site : 03CH11-HY<br>Condition: PEAK_BE_74 3m 9120D_01620_250915 VERTICAL<br>: RBW:1000.000kHz VBW:3000.000kHz SWT:Auto<br>Freq Level Limit Line Margin Read Level Ant Factor Cable Loss Preamp Factor Aux Factor APos TPos Remark<br>MHz dBuV/m dBuV/m dB dBuV dB/m dB dB dB cm deg<br>1 2483.62 63.91 74.00 -10.09 52.37 27.67 6.87 33.12 10.12 362 115 Peak | 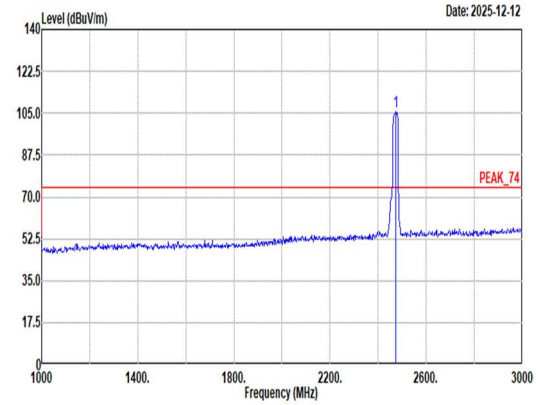 <br>Site : 03CH11-HY<br>Condition: PEAK_74 3m 9120D_01620_250915 VERTICAL<br>: RBW:1000.000kHz VBW:3000.000kHz SWT:Auto<br>Freq Level Limit Line Margin Read Level Ant Factor Cable Loss Preamp Factor Aux Factor APos TPos Remark<br>MHz dBuV/m dBuV/m dB dBuV dB/m dB dB dB cm deg<br>1 2472.00 105.80 ------ ------ 94.34 27.60 6.86 33.12 10.12 362 115 Peak |
| Avg | 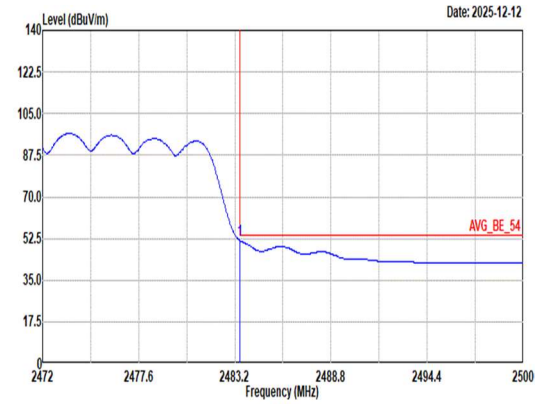 <br>Site : 03CH11-HY<br>Condition: AVG_BE_54 3m 9120D_01620_250915 VERTICAL<br>: RBW:1000.000kHz VBW:0.010kHz SWT:Auto<br>Freq Level Limit Line Margin Read Level Ant Factor Cable Loss Preamp Factor Aux Factor APos TPos Remark<br>MHz dBuV/m dBuV/m dB dBuV dB/m dB dB dB cm deg<br>1 2483.51 51.59 54.00 -2.41 40.05 27.67 6.87 33.12 10.12 362 115 Average | 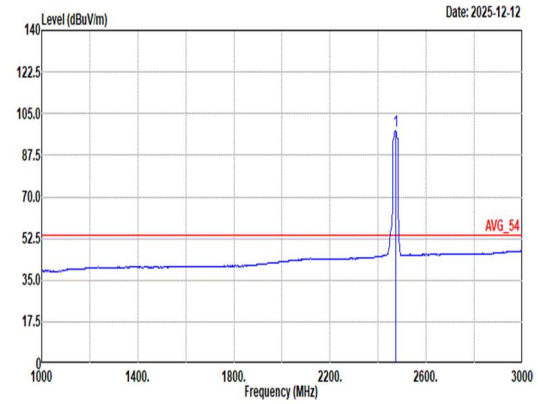 <br>Site : 03CH11-HY<br>Condition: AVG_54 3m 9120D_01620_250915 VERTICAL<br>: RBW:1000.000kHz VBW:0.010kHz SWT:Auto<br>Freq Level Limit Line Margin Read Level Ant Factor Cable Loss Preamp Factor Aux Factor APos TPos Remark<br>MHz dBuV/m dBuV/m dB dBuV dB/m dB dB dB cm deg<br>1 2472.00 97.89 ------ ------ 86.43 27.60 6.86 33.12 10.12 362 115 Average |

| Mode | 39 | |
|---|---|---|
| | Harmonic | |
| | 2400-2483.5_802.11be EHT20_CH13_Full RU_2472MHz | |
| ANT | 3+4 | |
| Pol. | Horizontal | Vertical |
| Peak<br>Avg | 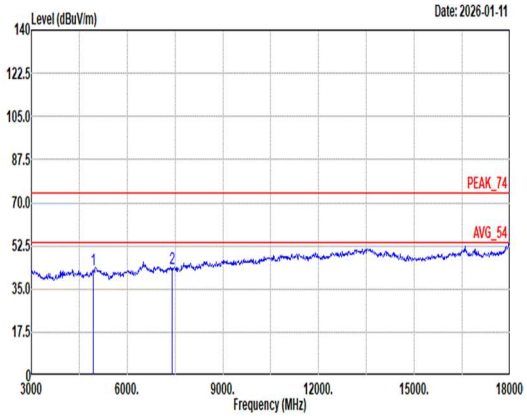 <br><br>Site : 03CH11-HY<br>Condition: PEAK_74 3m 9120D_01620_250915 HORIZONTAL<br>Freq Level Limit Line Margin Read Level Ant Factor Cable Loss Preamp Factor Aux Factor APos TPos Remark<br>MHz dBuV/m dBuV/m dB dBuV dB/m dB dB dB cm deg<br>1 4944.00 42.98 74.00 -31.02 64.84 32.88 10.94 66.64 0.96 -- -- Peak<br>2 7416.00 43.40 74.00 -30.60 58.99 36.30 13.82 65.90 0.19 -- -- Peak | 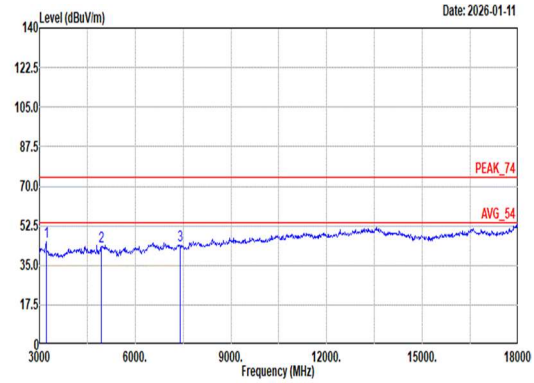 <br><br>Site : 03CH11-HY<br>Condition: PEAK_74 3m 9120D_01620_250915 VERTICAL<br>Freq Level Limit Line Margin Read Level Ant Factor Cable Loss Preamp Factor Aux Factor APos TPos Remark<br>MHz dBuV/m dBuV/m dB dBuV dB/m dB dB dB cm deg<br>1 3210.00 45.59 74.00 -28.41 71.80 29.68 9.00 66.28 1.39 -- -- Peak<br>2 4944.00 43.44 74.00 -30.56 65.30 32.88 10.94 66.64 0.96 -- -- Peak<br>3 7416.00 43.89 74.00 -30.11 59.48 36.30 13.82 65.90 0.19 -- -- Peak |

| Mode | 39 | |
|---|---|---|
| | Harmonic | |
| | 2400-2483.5_802.11be EHT20_CH13_Full RU_2472MHz | |
| ANT | 3+4 | |
| Pol. | Horizontal | Vertical |
| 14.47G ~14.5G Avg | 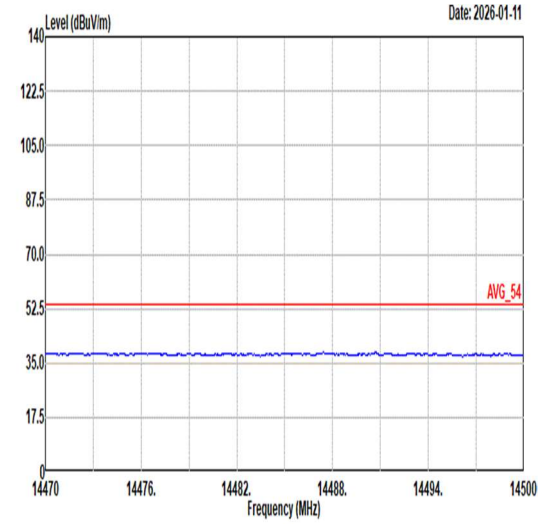 <br>Site : 03CH11-HY<br>Condition: AVG_54 3m 9120D_01620_250915 HORIZONTAL | 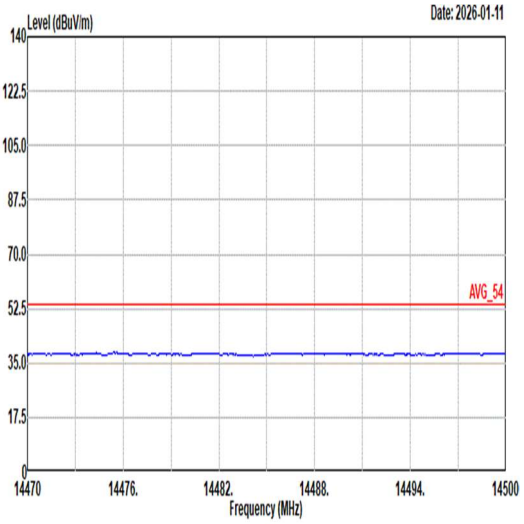 <br>Site : 03CH11-HY<br>Condition: AVG_54 3m 9120D_01620_250915 VERTICAL |
| 17.7G ~18G Avg | 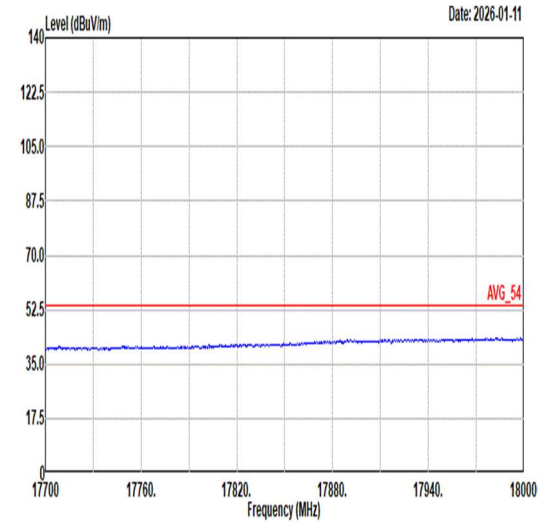 <br>Site : 03CH11-HY<br>Condition: AVG_54 3m 9120D_01620_250915 HORIZONTAL | 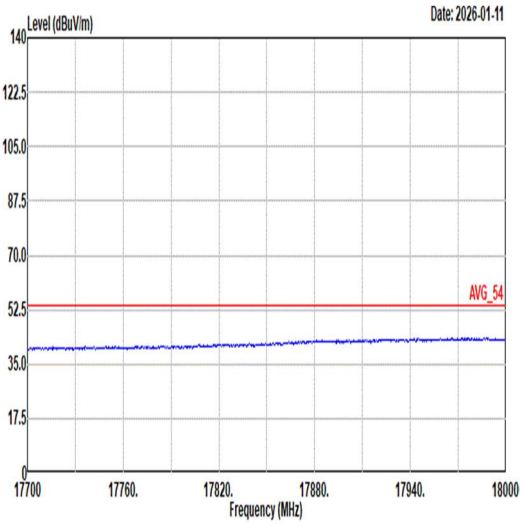 <br>Site : 03CH11-HY<br>Condition: AVG_54 3m 9120D_01620_250915 VERTICAL |

| Mode | 40 | |
|---|---|---|
| | Band Edge | |
| | 2400-2483.5_802.11be EHT20_CH13_Partial RU 26/8_2472MHz | |
| ANT | 3+4 | |
| Pol. | Horizontal | Fundamental |
| Peak | 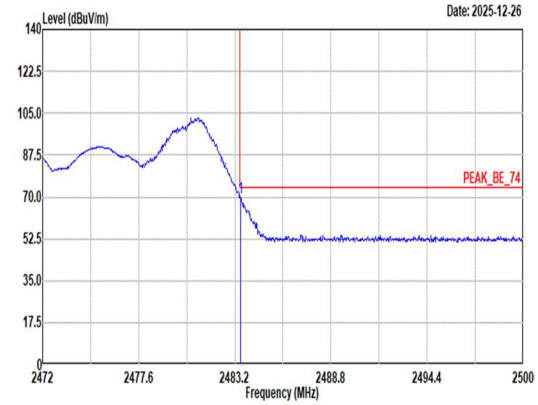 <br>Site : 03CH11-HY<br>Condition: PEAK_BE_74 3m 9120D_01620_250915 HORIZONTAL<br>: RBW:1000.000kHz VBW:3000.000kHz SWT:Auto<br>Freq Level Limit Line Margin Read Level Ant Factor Cable Loss Preamp Factor Aux Factor APos TPos Remark<br>MHz dBuV/m dBuV/m dB dBuV dB/m dB dB dB cm deg<br>1 2483.54 69.88 74.00 -4.12 58.34 27.67 6.87 33.12 10.12 185 238 Peak | 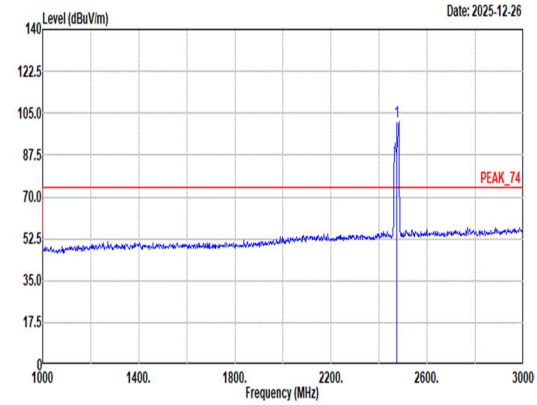 <br>Site : 03CH11-HY<br>Condition: PEAK_74 3m 9120D_01620_250915 HORIZONTAL<br>: RBW:1000.000kHz VBW:3000.000kHz SWT:Auto<br>Freq Level Limit Line Margin Read Level Ant Factor Cable Loss Preamp Factor Aux Factor APos TPos Remark<br>MHz dBuV/m dBuV/m dB dBuV dB/m dB dB dB cm deg<br>1 2472.00 101.58 ------ ------ 90.07 27.64 6.87 33.12 10.12 185 238 Peak |
| Avg | 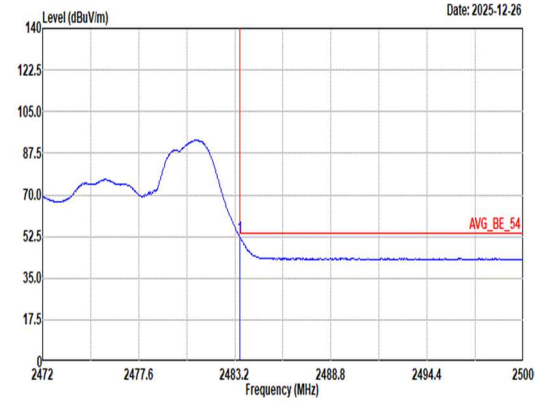 <br>Site : 03CH11-HY<br>Condition: AVG_BE_54 3m 9120D_01620_250915 HORIZONTAL<br>: RBW:1000.000kHz VBW:0.680kHz SWT:Auto<br>Freq Level Limit Line Margin Read Level Ant Factor Cable Loss Preamp Factor Aux Factor APos TPos Remark<br>MHz dBuV/m dBuV/m dB dBuV dB/m dB dB dB cm deg<br>1 2483.51 52.17 54.00 -1.83 40.63 27.67 6.87 33.12 10.12 185 238 Average | 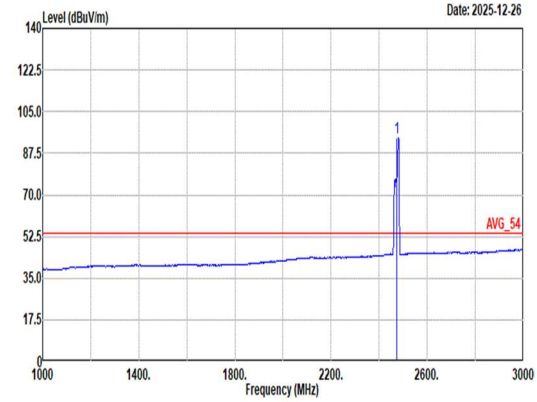 <br>Site : 03CH11-HY<br>Condition: AVG_54 3m 9120D_01620_250915 HORIZONTAL<br>: RBW:1000.000kHz VBW:0.680kHz SWT:Auto<br>Freq Level Limit Line Margin Read Level Ant Factor Cable Loss Preamp Factor Aux Factor APos TPos Remark<br>MHz dBuV/m dBuV/m dB dBuV dB/m dB dB dB cm deg<br>1 2472.00 93.80 ------ ------ 82.33 27.60 6.87 33.12 10.12 185 238 Average |

| Mode | 40 | |
|---|---|---|
| | Band Edge | |
| | 2400-2483.5_802.11be EHT20_CH13_Partial RU 26/8_2472MHz | |
| ANT | 3+4 | |
| Pol. | Vertical | Fundamental |
| Peak | 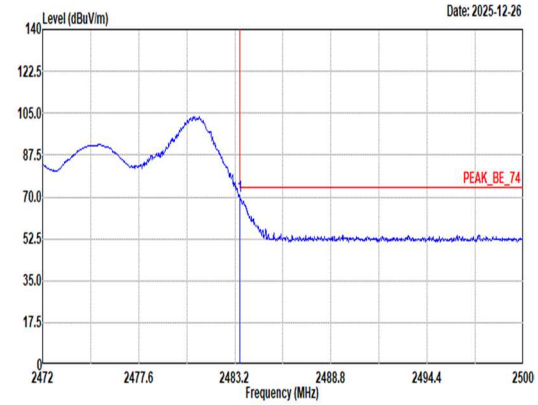 <br>Site : 03CH11-HY<br>Condition: PEAK_BE_74 3m 9120D_01620_250915 VERTICAL<br>: RBW:1000.000kHz VBW:3000.000kHz SWT:Auto<br>Freq Level Limit Line Margin Read Level Ant Factor Cable Loss Preamp Factor Aux Factor APos TPos Remark<br>MHz dBuV/m dBuV/m dB dBuV dB/m dB dB dB cm deg<br>1 2483.51 70.04 74.00 -3.96 58.50 27.67 6.87 33.12 10.12 362 110 Peak | 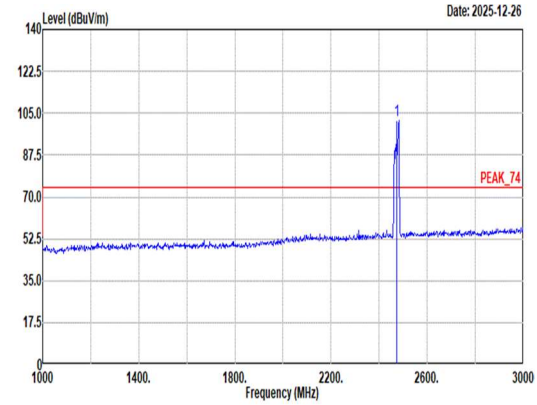 <br>Site : 03CH11-HY<br>Condition: PEAK_74 3m 9120D_01620_250915 VERTICAL<br>: RBW:1000.000kHz VBW:3000.000kHz SWT:Auto<br>Freq Level Limit Line Margin Read Level Ant Factor Cable Loss Preamp Factor Aux Factor APos TPos Remark<br>MHz dBuV/m dBuV/m dB dBuV dB/m dB dB dB cm deg<br>1 2472.00 101.99 ------ ------ 90.48 27.64 6.87 33.12 10.12 362 110 Peak |
| Avg | 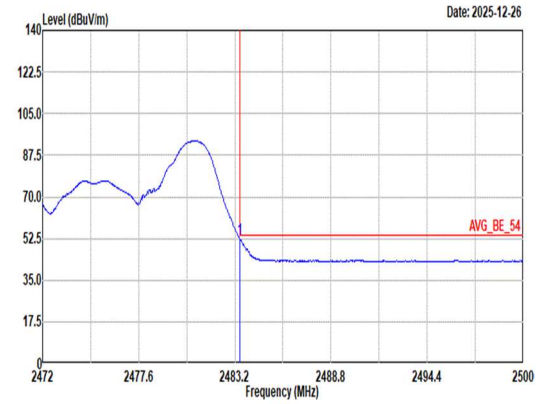 <br>Site : 03CH11-HY<br>Condition: AVG_BE_54 3m 9120D_01620_250915 VERTICAL<br>: RBW:1000.000kHz VBW:0.680kHz SWT:Auto<br>Freq Level Limit Line Margin Read Level Ant Factor Cable Loss Preamp Factor Aux Factor APos TPos Remark<br>MHz dBuV/m dBuV/m dB dBuV dB/m dB dB dB cm deg<br>1 2483.51 52.05 54.00 -1.95 40.51 27.67 6.87 33.12 10.12 362 110 Average | 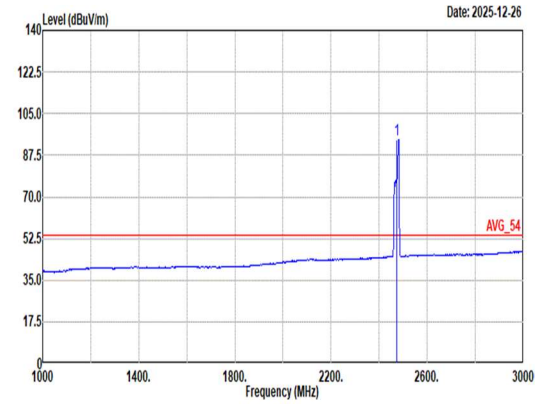 <br>Site : 03CH11-HY<br>Condition: AVG_54 3m 9120D_01620_250915 VERTICAL<br>: RBW:1000.000kHz VBW:0.680kHz SWT:Auto<br>Freq Level Limit Line Margin Read Level Ant Factor Cable Loss Preamp Factor Aux Factor APos TPos Remark<br>MHz dBuV/m dBuV/m dB dBuV dB/m dB dB dB cm deg<br>1 2472.00 94.18 ------ ------ 82.71 27.60 6.87 33.12 10.12 362 110 Average |

| Mode | 41 | |
|---|---|---|
| | Band Edge | |
| | 2400-2483.5_802.11be EHT20_CH13_Partial RU 52/40_2472MHz | |
| ANT | 3+4 | |
| Pol. | Horizontal | Fundamental |
| Peak | 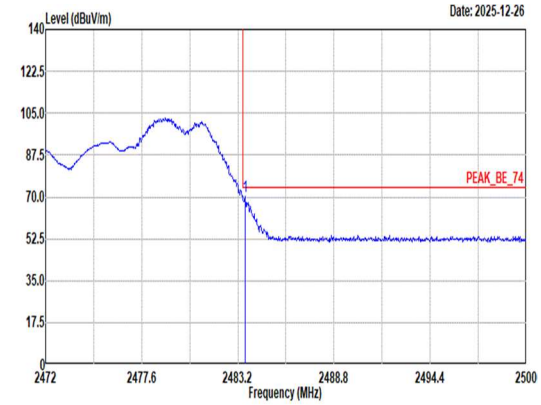 <br>Site : 03CH11-HY<br>Condition: PEAK_BE_74 3m 9120D_01620_250915 HORIZONTAL<br>: RBW:1000.000kHz VBW:3000.000kHz SWT:Auto<br>Freq Level Limit Line Margin Read Level Ant Factor Cable Loss Preamp Factor Aux Factor APos TPos Remark<br>MHz dBuV/m dBuV/m dB dBuV dB/m dB dB dB cm deg<br>1 2483.62 70.20 74.00 -3.80 58.66 27.67 6.87 33.12 10.12 100 239 Peak | 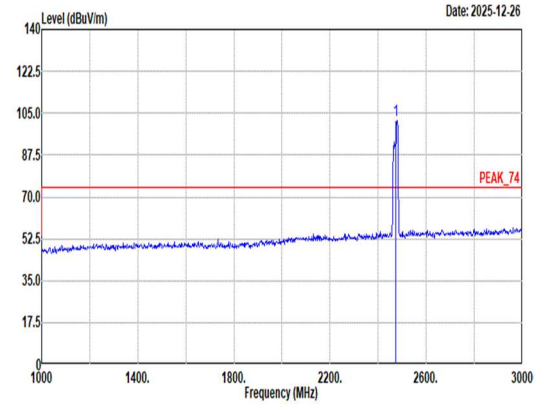 <br>Site : 03CH11-HY<br>Condition: PEAK_74 3m 9120D_01620_250915 HORIZONTAL<br>: RBW:1000.000kHz VBW:3000.000kHz SWT:Auto<br>Freq Level Limit Line Margin Read Level Ant Factor Cable Loss Preamp Factor Aux Factor APos TPos Remark<br>MHz dBuV/m dBuV/m dB dBuV dB/m dB dB dB cm deg<br>1 2472.00 101.87 ------ ------ 90.40 27.60 6.87 33.12 10.12 100 239 Peak |
| Avg | 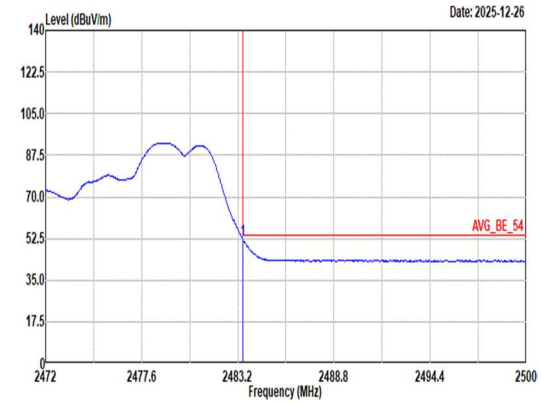 <br>Site : 03CH11-HY<br>Condition: AVG_BE_54 3m 9120D_01620_250915 HORIZONTAL<br>: RBW:1000.000kHz VBW:0.750kHz SWT:Auto<br>Freq Level Limit Line Margin Read Level Ant Factor Cable Loss Preamp Factor Aux Factor APos TPos Remark<br>MHz dBuV/m dBuV/m dB dBuV dB/m dB dB dB cm deg<br>1 2483.51 51.90 54.00 -2.10 40.36 27.67 6.87 33.12 10.12 100 239 Average | 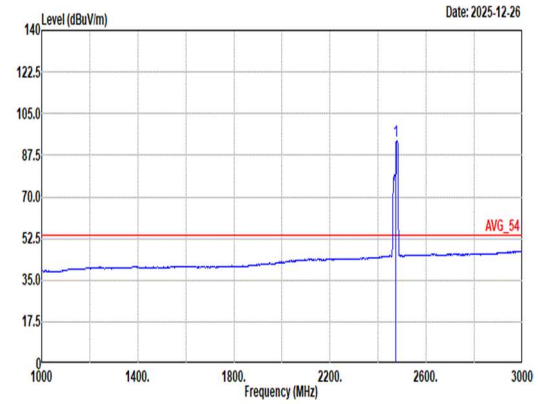 <br>Site : 03CH11-HY<br>Condition: AVG_54 3m 9120D_01620_250915 HORIZONTAL<br>: RBW:1000.000kHz VBW:0.750kHz SWT:Auto<br>Freq Level Limit Line Margin Read Level Ant Factor Cable Loss Preamp Factor Aux Factor APos TPos Remark<br>MHz dBuV/m dBuV/m dB dBuV dB/m dB dB dB cm deg<br>1 2472.00 93.70 ------ ------ 82.23 27.60 6.87 33.12 10.12 100 239 Average |

| Mode | 41 | |
|---|---|---|
| | Band Edge | |
| | 2400-2483.5_802.11be EHT20_CH13_Partial RU 52/40_2472MHz | |
| ANT | 3+4 | |
| Pol. | Vertical | Fundamental |
| Peak | 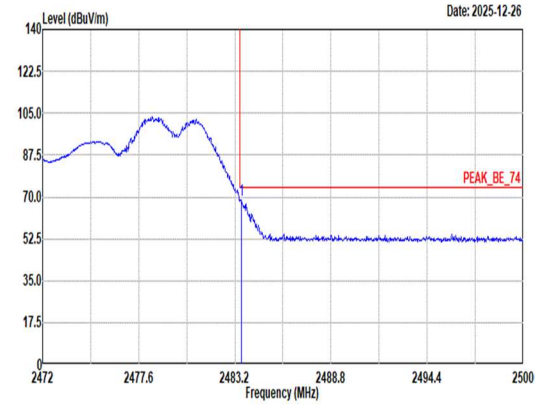 <br>Site : 03CH11-HY<br>Condition: PEAK_BE_74 3m 9120D_01620_250915 VERTICAL<br>: RBW:1000.000kHz VBW:3000.000kHz SWT:Auto<br>Freq Level Limit Line Margin Read Level Ant Factor Cable Loss Preamp Factor Aux Factor APos TPos Remark<br>MHz dBuV/m dBuV/m dB dBuV dB/m dB dB dB cm deg<br>1 2483.56 68.76 74.00 -5.24 57.22 27.67 6.87 33.12 10.12 362 117 Peak | 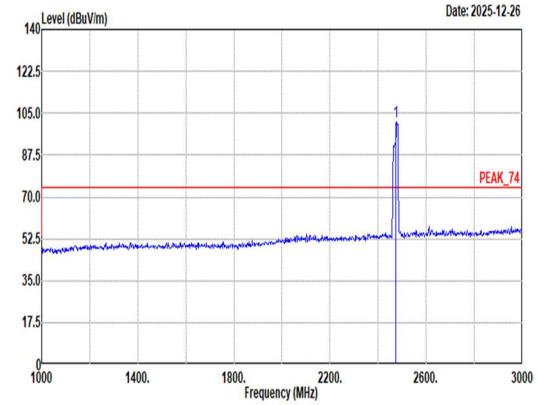 <br>Site : 03CH11-HY<br>Condition: PEAK_74 3m 9120D_01620_250915 VERTICAL<br>: RBW:1000.000kHz VBW:3000.000kHz SWT:Auto<br>Freq Level Limit Line Margin Read Level Ant Factor Cable Loss Preamp Factor Aux Factor APos TPos Remark<br>MHz dBuV/m dBuV/m dB dBuV dB/m dB dB dB cm deg<br>1 2472.00 101.53 ------ ------ 90.06 27.60 6.87 33.12 10.12 362 117 Peak |
| Avg | 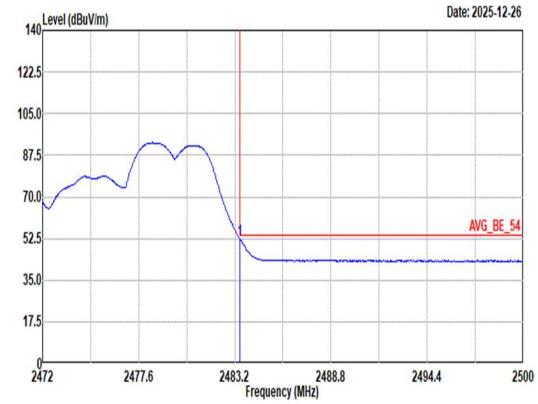 <br>Site : 03CH11-HY<br>Condition: AVG_BE_54 3m 9120D_01620_250915 VERTICAL<br>: RBW:1000.000kHz VBW:0.750kHz SWT:Auto<br>Freq Level Limit Line Margin Read Level Ant Factor Cable Loss Preamp Factor Aux Factor APos TPos Remark<br>MHz dBuV/m dBuV/m dB dBuV dB/m dB dB dB cm deg<br>1 2483.51 51.77 54.00 -2.23 40.23 27.67 6.87 33.12 10.12 362 117 Average | 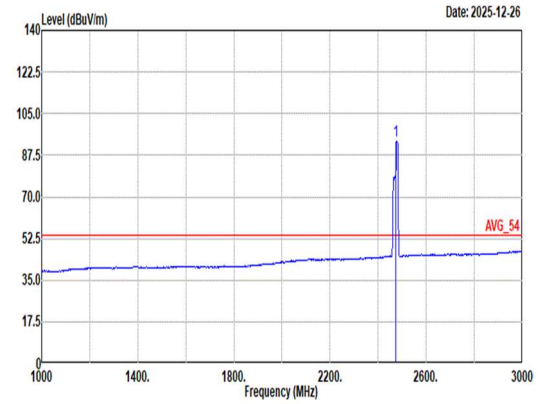 <br>Site : 03CH11-HY<br>Condition: AVG_54 3m 9120D_01620_250915 VERTICAL<br>: RBW:1000.000kHz VBW:0.750kHz SWT:Auto<br>Freq Level Limit Line Margin Read Level Ant Factor Cable Loss Preamp Factor Aux Factor APos TPos Remark<br>MHz dBuV/m dBuV/m dB dBuV dB/m dB dB dB cm deg<br>1 2472.00 93.67 ------ ------ 82.20 27.60 6.87 33.12 10.12 362 117 Average |

| Mode | 42 | |
|---|---|---|
| | Band Edge | |
| | 2400-2483.5_802.11be EHT20_CH13_Partial RU 106/54_2472MHz | |
| ANT | 3+4 | |
| Pol. | Horizontal | Fundamental |
| Peak | 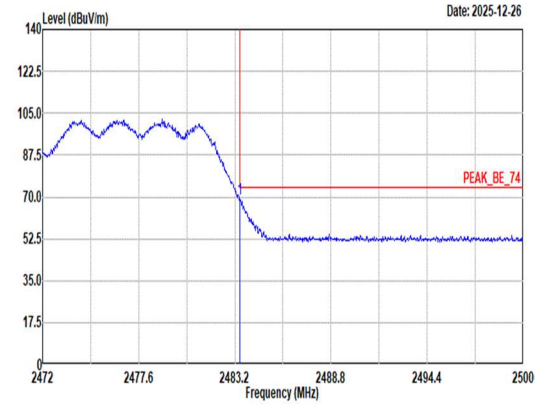 <br>Site : 03CH11-HY<br>Condition: PEAK_BE_74 3m 9120D_01620_250915 HORIZONTAL<br>: RBW:1000.000kHz VBW:3000.000kHz SWT:Auto<br>Freq Level Limit Line Margin Read Level Ant Factor Cable Loss Preamp Factor Aux Factor APos TPos Remark<br>MHz dBuV/m dBuV/m dB dBuV dB/m dB dB dB cm deg<br>1 2483.51 69.26 74.00 -4.74 57.72 27.67 6.87 33.12 10.12 103 237 Peak | 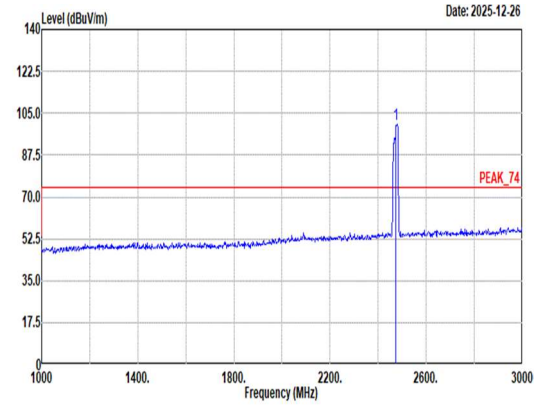 <br>Site : 03CH11-HY<br>Condition: PEAK_74 3m 9120D_01620_250915 HORIZONTAL<br>: RBW:1000.000kHz VBW:3000.000kHz SWT:Auto<br>Freq Level Limit Line Margin Read Level Ant Factor Cable Loss Preamp Factor Aux Factor APos TPos Remark<br>MHz dBuV/m dBuV/m dB dBuV dB/m dB dB dB cm deg<br>1 2472.00 100.52 ------ ------ 89.05 27.60 6.87 33.12 10.12 103 237 Peak |
| Avg | 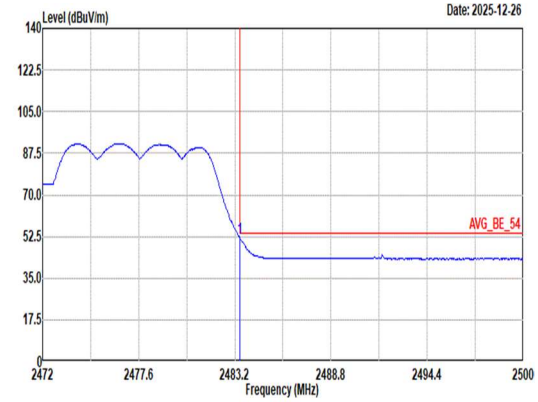 <br>Site : 03CH11-HY<br>Condition: AVG_BE_54 3m 9120D_01620_250915 HORIZONTAL<br>: RBW:1000.000kHz VBW:0.820kHz SWT:Auto<br>Freq Level Limit Line Margin Read Level Ant Factor Cable Loss Preamp Factor Aux Factor APos TPos Remark<br>MHz dBuV/m dBuV/m dB dBuV dB/m dB dB dB cm deg<br>1 2483.51 51.71 54.00 -2.29 40.17 27.67 6.87 33.12 10.12 103 237 Average | 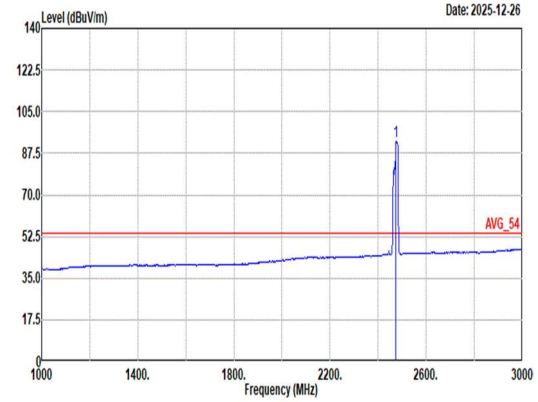 <br>Site : 03CH11-HY<br>Condition: AVG_54 3m 9120D_01620_250915 HORIZONTAL<br>: RBW:1000.000kHz VBW:0.820kHz SWT:Auto<br>Freq Level Limit Line Margin Read Level Ant Factor Cable Loss Preamp Factor Aux Factor APos TPos Remark<br>MHz dBuV/m dBuV/m dB dBuV dB/m dB dB dB cm deg<br>1 2472.00 92.37 ------ ------ 80.90 27.60 6.87 33.12 10.12 103 237 Average |

| Mode | 42 | |
|---|---|---|
| | Band Edge | |
| | 2400-2483.5_802.11be EHT20_CH13_Partial RU 106/54_2472MHz | |
| ANT | 3+4 | |
| Pol. | Vertical | Fundamental |
| Peak | 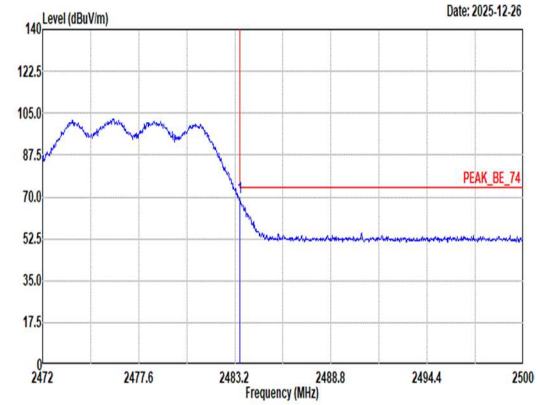 <br>Site : 03CH11-HY<br>Condition: PEAK_BE_74 3m 9120D_01620_250915 VERTICAL<br>: RBW:1000.000kHz VBW:3000.000kHz SWT:Auto<br>Freq Level Limit Line Margin Read Level Ant Factor Cable Loss Preamp Factor Aux Factor APos TPos Remark<br>MHz dBuV/m dBuV/m dB dBuV dB/m dB dB dB cm deg<br>1 2483.51 69.58 74.00 -4.42 58.04 27.67 6.87 33.12 10.12 364 112 Peak | 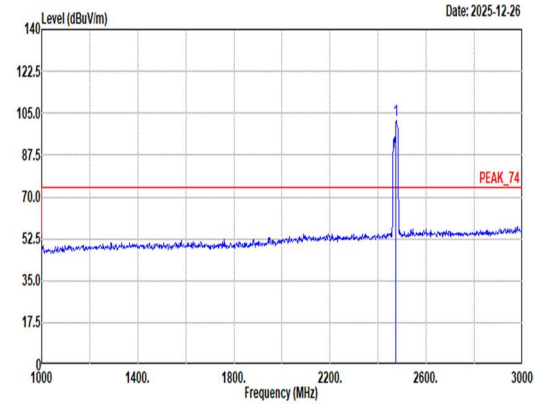 <br>Site : 03CH11-HY<br>Condition: PEAK_74 3m 9120D_01620_250915 VERTICAL<br>: RBW:1000.000kHz VBW:3000.000kHz SWT:Auto<br>Freq Level Limit Line Margin Read Level Ant Factor Cable Loss Preamp Factor Aux Factor APos TPos Remark<br>MHz dBuV/m dBuV/m dB dBuV dB/m dB dB dB cm deg<br>1 2472.00 101.88 ------ ------ 90.41 27.60 6.87 33.12 10.12 364 112 Peak |
| Avg | 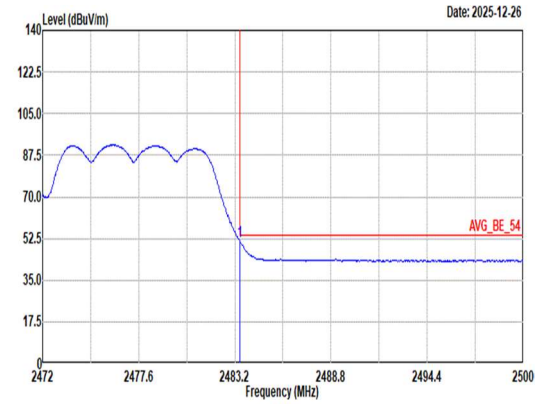 <br>Site : 03CH11-HY<br>Condition: AVG_BE_54 3m 9120D_01620_250915 VERTICAL<br>: RBW:1000.000kHz VBW:0.820kHz SWT:Auto<br>Freq Level Limit Line Margin Read Level Ant Factor Cable Loss Preamp Factor Aux Factor APos TPos Remark<br>MHz dBuV/m dBuV/m dB dBuV dB/m dB dB dB cm deg<br>1 2483.51 51.03 54.00 -2.97 39.49 27.67 6.87 33.12 10.12 364 112 Average | 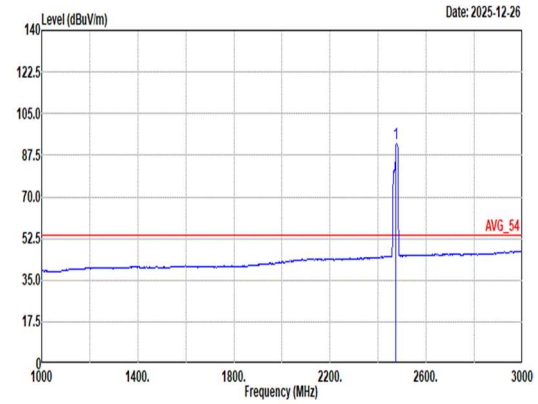 <br>Site : 03CH11-HY<br>Condition: AVG_54 3m 9120D_01620_250915 VERTICAL<br>: RBW:1000.000kHz VBW:0.820kHz SWT:Auto<br>Freq Level Limit Line Margin Read Level Ant Factor Cable Loss Preamp Factor Aux Factor APos TPos Remark<br>MHz dBuV/m dBuV/m dB dBuV dB/m dB dB dB cm deg<br>1 2472.00 92.71 ------ ------ 81.24 27.60 6.87 33.12 10.12 364 112 Average |

| Mode | 43 | |
|---|---|---|
| | SHF | |
| | 2400-2483.5_802.11be EHT20_CH13_Partial RU 26/8_2472MHz | |
| ANT | 3+4 | |
| Pol. | Horizontal | Vertical |
| Peak | 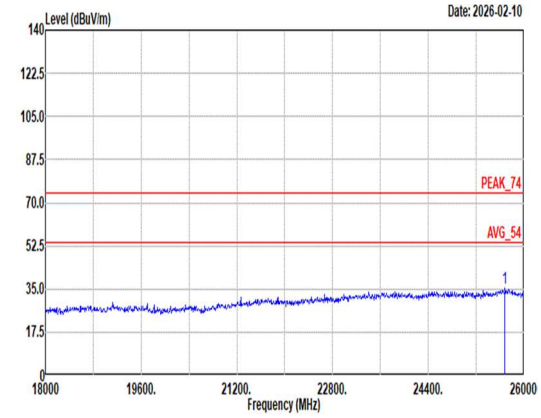 <br>Site : 03CH11-HY<br>Condition: PEAK_74 1m SHF_1223_250702 HORIZONTAL<br><br>Freq Level Limit Line Margin Read Level Ant Factor Cable Loss Preamp Factor Aux Factor APos TPos Remark<br>MHz dBuV/m dBuV/m dB dBuV dB/m dB dB dB cm deg<br>1 25680.00 35.28 74.00 -38.72 38.87 39.24 27.08 60.37 -9.54 -- -- Peak | 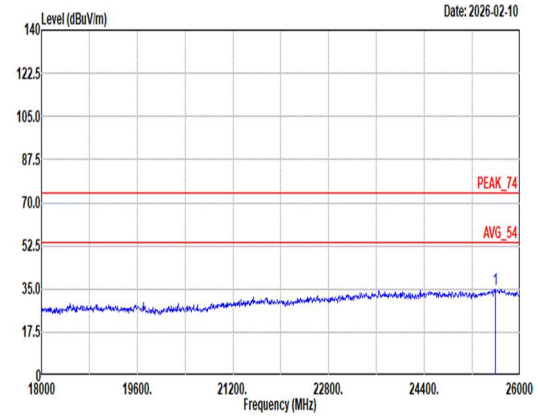 <br>Site : 03CH11-HY<br>Condition: PEAK_74 1m SHF_1223_250702 VERTICAL<br><br>Freq Level Limit Line Margin Read Level Ant Factor Cable Loss Preamp Factor Aux Factor APos TPos Remark<br>MHz dBuV/m dBuV/m dB dBuV dB/m dB dB dB cm deg<br>1 25592.00 35.13 74.00 -38.87 38.86 39.13 27.02 60.34 -9.54 -- -- Peak |

| Mode | 44 | |
|---|---|---|
| | LF | |
| | 2400-2483.5_802.11be EHT20_CH13_Partial RU 26/8_2472MHz | |
| ANT | 3+4 | |
| Pol. | Horizontal | Vertical |
| QP/ Peak | 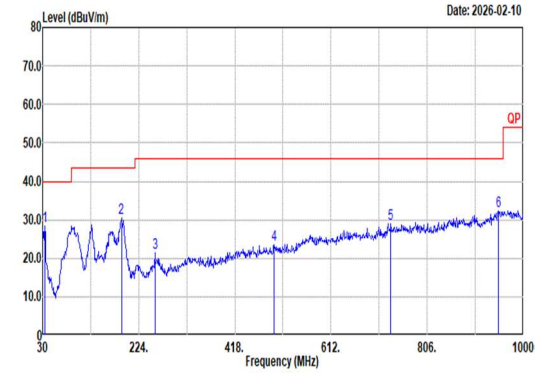 <br>Site : 03CH11-HY<br>Condition: QP 3m Bilog_66925 & 24006_250219 HORIZONTAL | 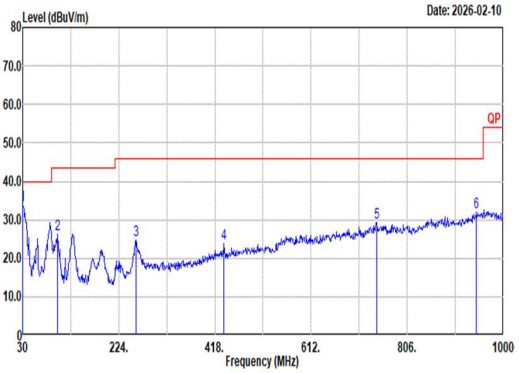 <br>Site : 03CH11-HY<br>Condition: QP 3m Bilog_66925 & 24006_250219 VERTICAL |

Horizontal:

| | Freq | Level | Limit Line | Margin | Read Level | Ant Factor | Cable Loss | Preamp Factor | Aux Factor | APos | TPos | Remark |
|---|---|---|---|---|---|---|---|---|---|---|---|---|
| | MHz | dBuV/m | dBuV/m | dB | dBuV | dB/m | dB | dB | dB | cm | deg | |
| 1 | 34.85 | 28.52 | 40.00 | -11.48 | 36.77 | 22.84 | 0.86 | 31.97 | 0.02 | -- | -- | Peak |
| 2 | 189.08 | 30.40 | 43.50 | -13.10 | 45.73 | 14.70 | 1.93 | 32.01 | 0.05 | -- | -- | Peak |
| 3 | 256.98 | 21.54 | 46.00 | -24.46 | 31.46 | 19.72 | 2.23 | 31.93 | 0.06 | -- | -- | Peak |
| 4 | 497.54 | 23.42 | 46.00 | -22.58 | 28.26 | 24.00 | 3.11 | 32.02 | 0.07 | -- | -- | Peak |
| 5 | 732.28 | 29.04 | 46.00 | -16.96 | 28.84 | 27.75 | 3.75 | 31.90 | 0.60 | -- | -- | Peak |
| 6 | 949.56 | 32.36 | 46.00 | -13.64 | 27.22 | 31.17 | 4.28 | 30.71 | 0.40 | -- | -- | Peak |

Vertical:

| | Freq | Level | Limit Line | Margin | Read Level | Ant Factor | Cable Loss | Preamp Factor | Aux Factor | APos | TPos | Remark |
|---|---|---|---|---|---|---|---|---|---|---|---|---|
| | MHz | dBuV/m | dBuV/m | dB | dBuV | dB/m | dB | dB | dB | cm | deg | |
| 1 | 30.00 | 33.90 | 40.00 | -6.10 | 39.55 | 25.30 | 0.82 | 31.86 | 0.09 | -- | -- | Peak |
| 2 | 99.84 | 26.17 | 43.50 | -17.33 | 40.60 | 16.18 | 1.45 | 32.09 | 0.03 | -- | -- | Peak |
| 3 | 258.92 | 24.80 | 46.00 | -21.20 | 34.39 | 20.03 | 2.24 | 31.93 | 0.07 | -- | -- | Peak |
| 4 | 436.43 | 23.75 | 46.00 | -22.25 | 29.71 | 23.00 | 2.90 | 31.95 | 0.09 | -- | -- | Peak |
| 5 | 743.92 | 29.30 | 46.00 | -16.70 | 28.66 | 28.18 | 3.78 | 31.89 | 0.57 | -- | -- | Peak |
| 6 | 945.68 | 31.98 | 46.00 | -14.02 | 27.11 | 30.94 | 4.27 | 30.75 | 0.41 | -- | -- | Peak |

# Appendix D. Duty Cycle Plots

| Antenna | Band | Duty Cycle(%) | T(us) | 1/T(kHz) | VBW Setting |
|---|---|---|---|---|---|
| 3 | 802.11b | 99.88 | - | - | 10Hz |
| 4 | 802.11b | 99.88 | - | - | 10Hz |
| 3+4 | 802.11b | 100.00 | - | - | 10Hz |
| 3+4 | 802.11g | 99.51 | - | - | 10Hz |
| 3+4 | 802.11gn HT20 | 99.34 | - | - | 10Hz |
| 3+4 | 802.11be EHT20 Full RU | 99.14 | - | - | 10Hz |
| 3+4 | 802.11be EHT20 26 RU | 96.94 | 1616 | 0.62 | 680Hz |
| 3+4 | 802.11be EHT20 52 RU | 96.62 | 1459 | 0.69 | 750Hz |
| 3+4 | 802.11be EHT20 106 RU | 96.08 | 1300 | 0.77 | 820Hz |

**<Ant. 3>**

**802.11b**

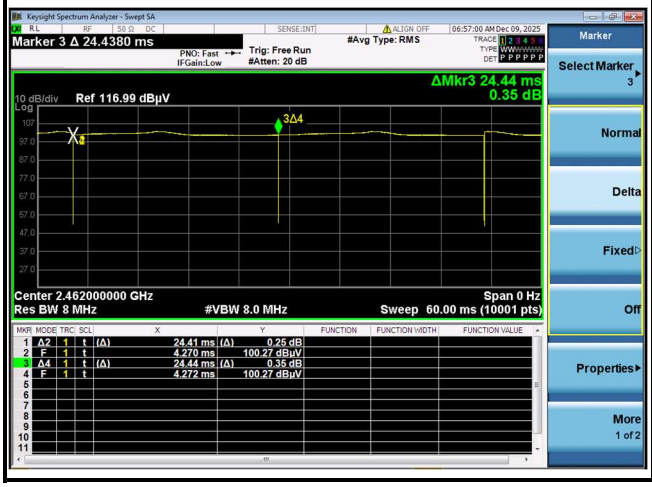


**<Ant. 4>**

**802.11b**

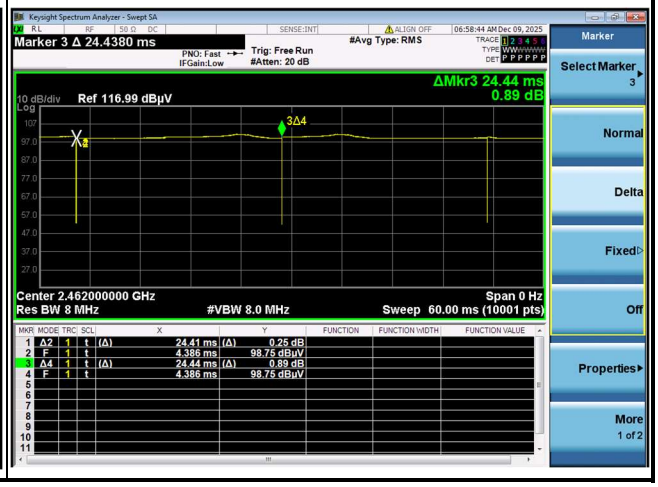

**MIMO <Ant. 3+4>**

**802.11b**

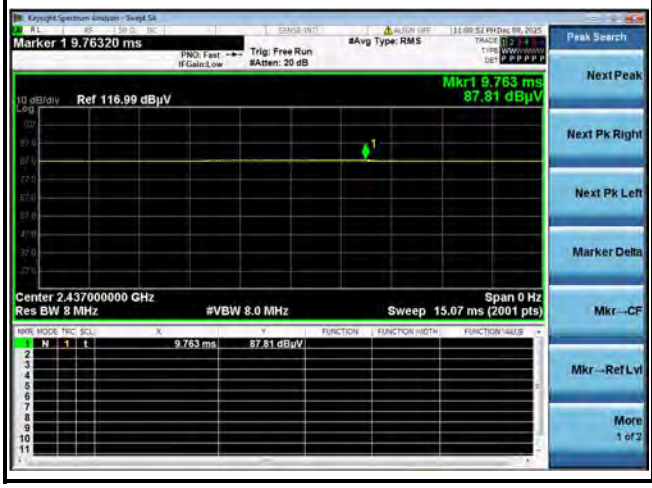


**802.11g**

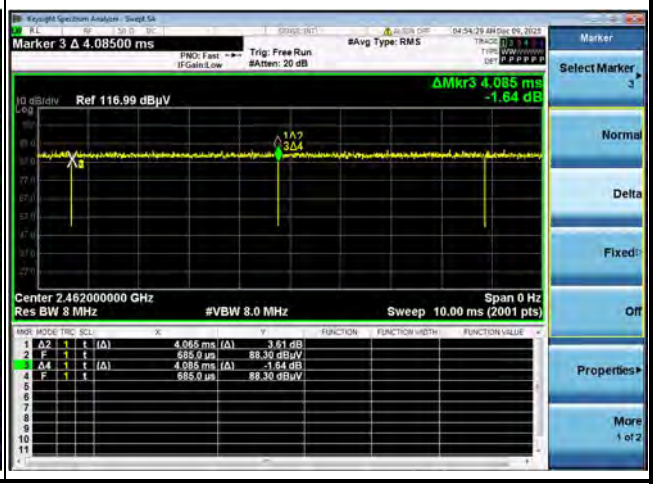


**802.11gn HT20**

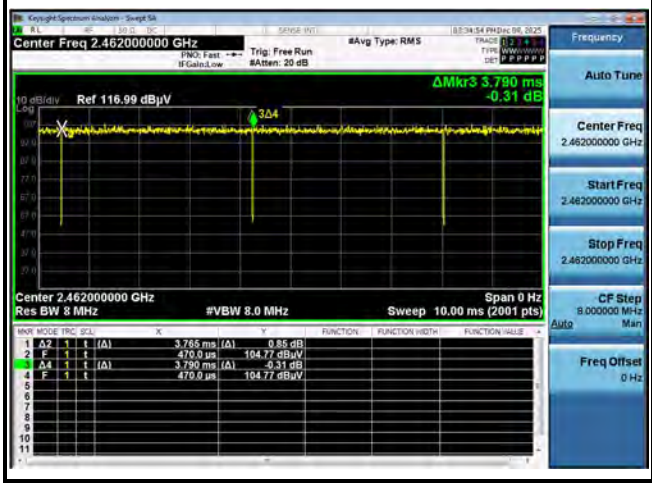


**802.11be EHT20 Full RU**

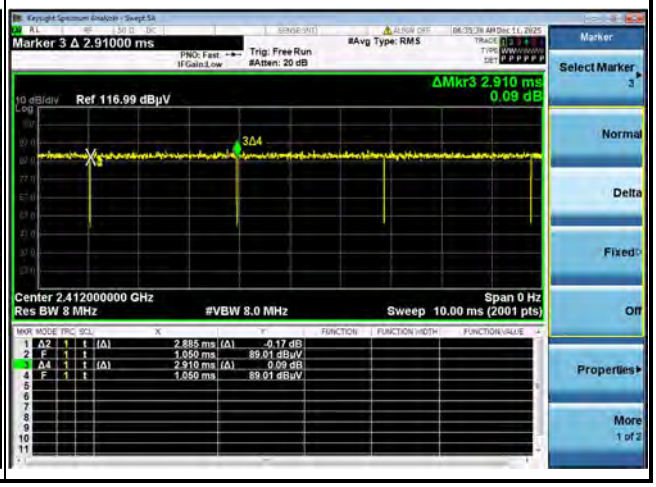


**802.11be EHT20 26 RU**

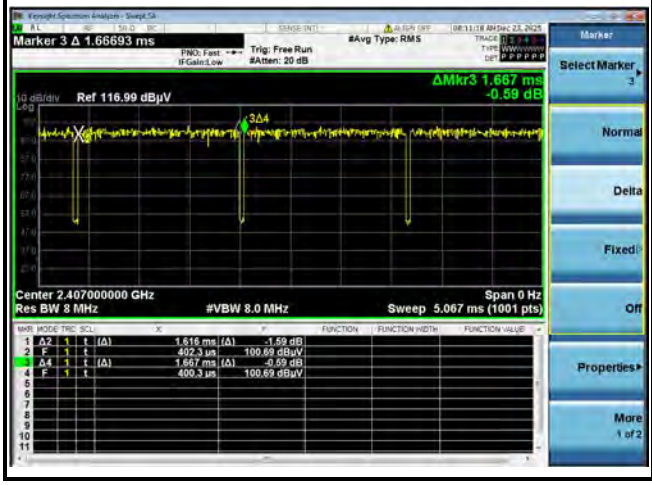


**802.11be EHT20 52 RU**

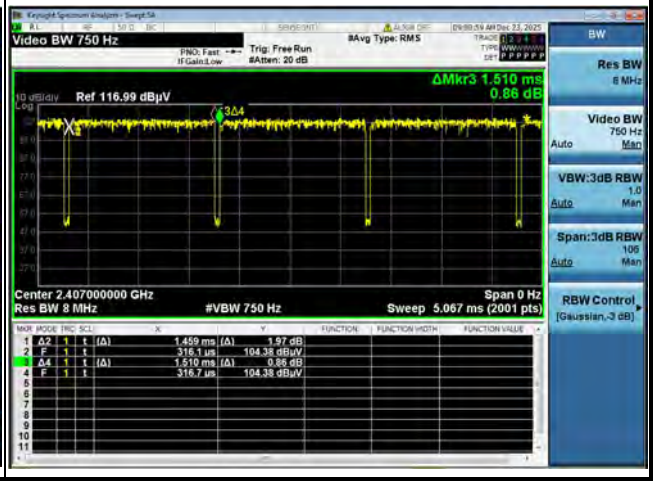

**802.11be EHT20 106 RU**

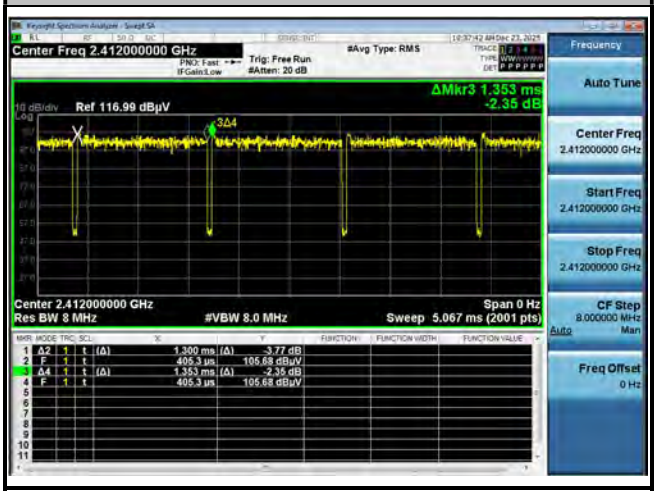


———THE END———