Mode	72	
	Harmonic	
	U-NII-2C_5.47-5.725_802.11be EHT80_CH138_Full RU_5690MHz	
ANT	3+4	
Pol.	Horizontal	Vertical
Peak Avg	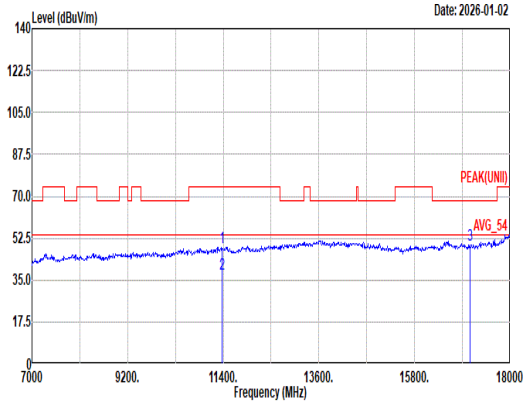 Site : 03CH11-HY Condition: PEAK(UNII) 3m 9120D_01620_250915 HORIZONTAL Freq Level Limit Line Margin Read Level Ant Factor Cable Loss Preamp Factor Aux Factor APos TPos Remark MHz dBuV/m dBuV/m dB dBuV dB/m dB dB dB cm deg 1 11380.00 48.68 74.00 -25.32 58.13 39.00 17.38 66.24 0.41 -- -- Peak 2 11380.00 37.41 54.00 -16.59 46.86 39.00 17.38 66.24 0.41 -- -- Average 3 17070.00 49.65 68.20 -18.55 55.74 37.86 21.47 65.86 0.44 -- -- Peak	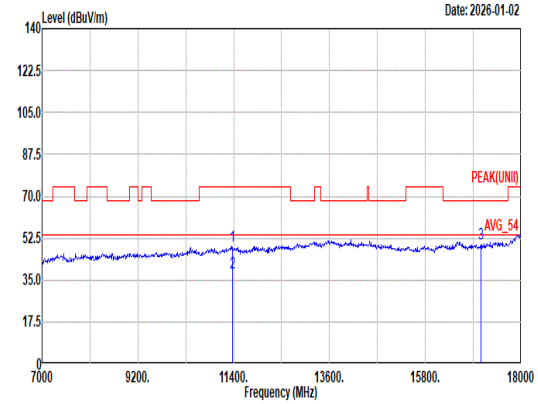 Site : 03CH11-HY Condition: PEAK(UNII) 3m 9120D_01620_250915 VERTICAL Freq Level Limit Line Margin Read Level Ant Factor Cable Loss Preamp Factor Aux Factor APos TPos Remark MHz dBuV/m dBuV/m dB dBuV dB/m dB dB dB cm deg 1 11380.00 49.00 74.00 -25.00 58.45 39.00 17.38 66.24 0.41 -- -- Peak 2 11380.00 37.86 54.00 -16.14 47.31 39.00 17.38 66.24 0.41 -- -- Average 3 17070.00 50.39 68.20 -17.81 56.48 37.86 21.47 65.86 0.44 -- -- Peak

Mode	72	
	Harmonic	
	U-NII-2C_5.47-5.725_802.11be EHT80_CH138_Full RU_5690MHz	
ANT	3+4	
Pol.	Horizontal	Vertical
14.47G ~14.5G Avg	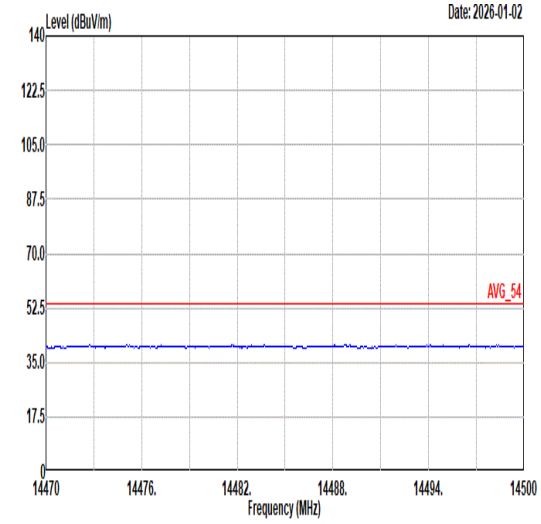 Site : 03CH11-HY Condition: AVG_54 3m 9120D_01620_250915 HORIZONTAL	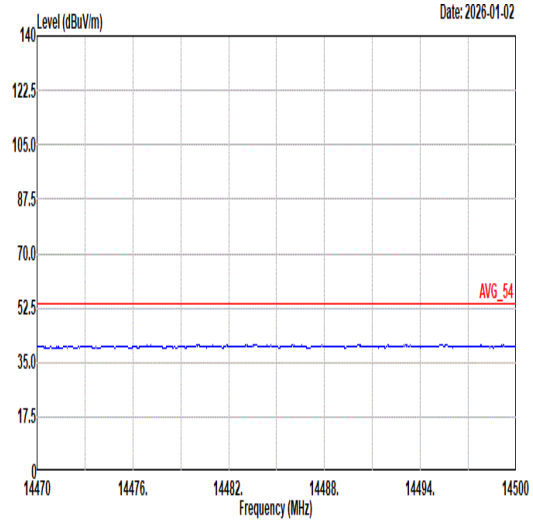 Site : 03CH11-HY Condition: AVG_54 3m 9120D_01620_250915 VERTICAL
17.7G ~18G Avg	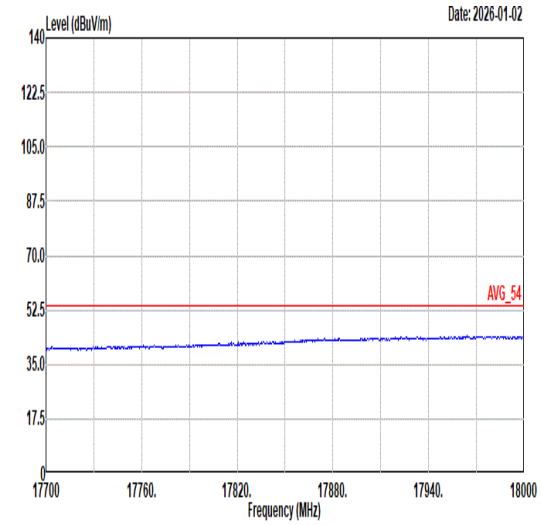 Site : 03CH11-HY Condition: AVG_54 3m 9120D_01620_250915 HORIZONTAL	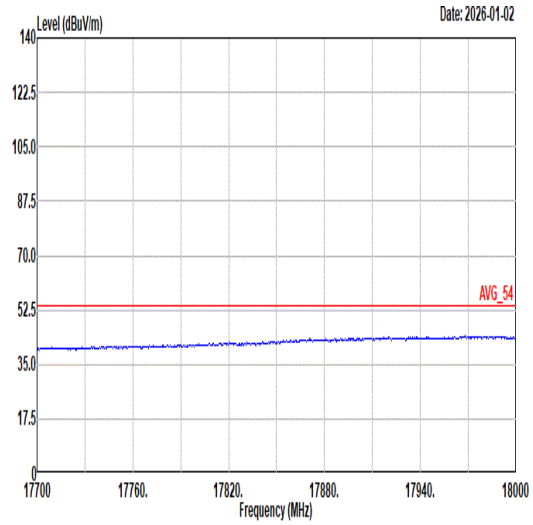 Site : 03CH11-HY Condition: AVG_54 3m 9120D_01620_250915 VERTICAL

Mode	73	
	SHF	
	U-NII-2C_5.47-5.725_802.11ac VHT160_CH114_5570MHz	
ANT	3+4	
Pol.	Horizontal	Vertical
Peak	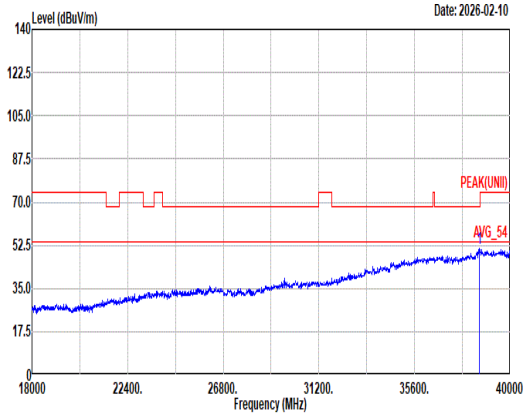 Site : 03CH11-HY Condition: PEAK(UNII) 1m SHF_1223_250702 HORIZONTAL Freq Level Limit Line Margin Read Level Ant Factor Cable Loss Preamp Factor Aux Factor APos TPos Remark MHz dBuV/m dBuV/m dB dBuV dB/m dB dB dB cm deg 1 38586.00 51.37 68.20 -16.83 43.82 43.64 33.82 60.37 -9.54 -- -- Peak	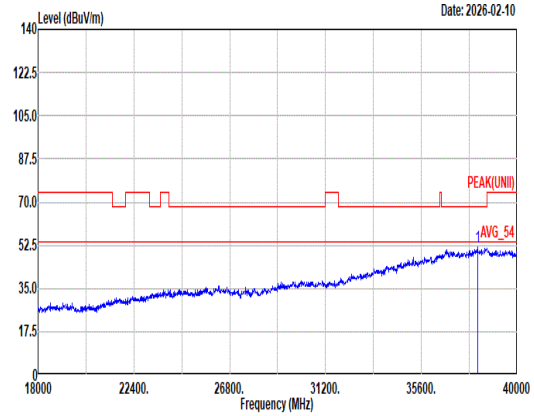 Site : 03CH11-HY Condition: PEAK(UNII) 1m SHF_1223_250702 VERTICAL Freq Level Limit Line Margin Read Level Ant Factor Cable Loss Preamp Factor Aux Factor APos TPos Remark MHz dBuV/m dBuV/m dB dBuV dB/m dB dB dB cm deg 1 38180.00 51.53 68.20 -16.67 44.13 43.58 33.85 60.49 -9.54 -- -- Peak

Mode	74	
	LF	
	U-NII-2C_5.47-5.725_802.11ac VHT160_CH114_5570MHz	
ANT	3+4	
Pol.	Horizontal	Vertical
QP/ Peak	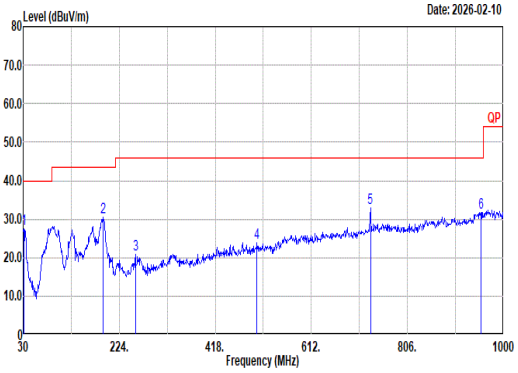 Site : 03CH11-HY Condition: QP 3m Bilog_66925 & 24006_250219 HORIZONTAL Freq Level Limit Line Margin Read Level Ant Factor Cable Loss Preamp Factor Aux Factor APos TPos Remark MHz dBuV/m dBuV/m dB dBuV dB/m dB dB dB cm deg 1 30.97 27.51 40.00 -12.49 33.57 24.91 0.83 31.88 0.08 -- -- Peak 2 191.02 30.57 43.50 -12.93 45.90 14.70 1.94 32.01 0.04 -- -- Peak 3 256.98 20.75 46.00 -25.25 30.67 19.72 2.23 31.93 0.06 -- -- Peak 4 502.39 23.81 46.00 -22.19 28.53 24.10 3.13 32.02 0.07 -- -- Peak 5 731.31 32.91 46.00 -13.09 32.74 27.73 3.75 31.91 0.60 -- -- Peak 6 954.41 31.77 46.00 -14.23 26.36 31.38 4.29 30.67 0.41 -- -- Peak	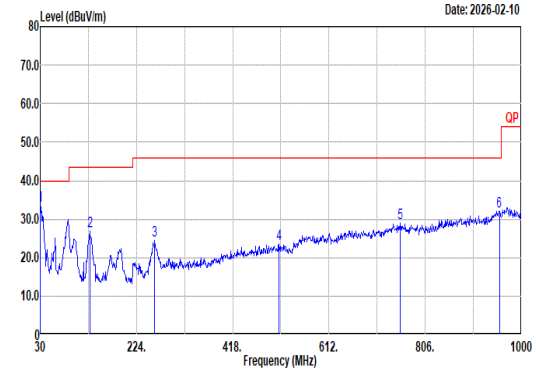 Site : 03CH11-HY Condition: QP 3m Bilog_66925 & 24006_250219 VERTICAL Freq Level Limit Line Margin Read Level Ant Factor Cable Loss Preamp Factor Aux Factor APos TPos Remark MHz dBuV/m dBuV/m dB dBuV dB/m dB dB dB cm deg 1 30.00 33.47 40.00 -6.53 39.12 25.30 0.82 31.86 0.09 -- -- Peak 2 129.91 26.85 43.50 -16.65 39.69 17.60 1.60 32.08 0.04 -- -- Peak 3 260.86 24.33 46.00 -21.67 33.72 20.22 2.25 31.93 0.07 -- -- Peak 4 511.12 23.55 46.00 -22.45 28.10 24.22 3.15 32.01 0.09 -- -- Peak 5 755.56 29.06 46.00 -16.94 28.27 28.30 3.80 31.86 0.55 -- -- Peak 6 955.38 32.06 46.00 -13.94 26.61 31.41 4.29 30.66 0.41 -- -- Peak

<For Band 4>

C2.1. Radiated Spurious Emission Test Modes

Mode	Band	Band (GHz)	Antenna	Modulation	Channel	Frequency	Data Rate	RU	Remark
Mode 75	U-NII-3	5.725-5.85	3+4	802.11a	149	5745	6Mbps	-	-
Mode 76	U-NII-3	5.725-5.85	3+4	802.11a	157	5785	6Mbps	-	-
Mode 77	U-NII-3	5.725-5.85	3+4	802.11a	165	5825	6Mbps	-	-
Mode 78	U-NII-3	5.725-5.85	3+4	802.11n HT20	149	5745	MCS0	-	-
Mode 79	U-NII-3	5.725-5.85	3+4	802.11n HT20	157	5785	MCS0	-	-
Mode 80	U-NII-3	5.725-5.85	3+4	802.11n HT20	165	5825	MCS0	-	-
Mode 81	U-NII-3	5.725-5.85	3+4	802.11n HT40	151	5755	MCS0	-	-
Mode 82	U-NII-3	5.725-5.85	3+4	802.11n HT40	159	5795	MCS0	-	-
Mode 83	U-NII-3	5.725-5.85	3+4	802.11ac VHT80	155	5775	MCS0	-	-
Mode 84	U-NII-3	5.725-5.85	3+4	802.11be EHT20	149	5745	MCS0	Full RU	-
Mode 85	U-NII-3	5.725-5.85	3+4	802.11be EHT20	149	5745	MCS0	Partial RU 26/0	-

Mode	Band	Band (GHz)	Antenna	Modulation	Channel	Frequency	Data Rate	RU	Remark
Mode 86	U-NII-3	5.725-5.85	3+4	802.11be EHT20	149	5745	MCS0	Partial RU 52/37	-
Mode 87	U-NII-3	5.725-5.85	3+4	802.11be EHT20	149	5745	MCS0	Partial RU 106/53	-
Mode 88	U-NII-3	5.725-5.85	3+4	802.11be EHT20	157	5785	MCS0	Full RU	-
Mode 89	U-NII-3	5.725-5.85	3+4	802.11be EHT20	165	5825	MCS0	Full RU	-
Mode 90	U-NII-3	5.725-5.85	3+4	802.11be EHT20	165	5825	MCS0	Partial RU 26/8	-
Mode 91	U-NII-3	5.725-5.85	3+4	802.11be EHT20	165	5825	MCS0	Partial RU 52/40	-
Mode 92	U-NII-3	5.725-5.85	3+4	802.11be EHT20	165	5825	MCS0	Partial RU 106/54	-
Mode 93	U-NII-3	5.725-5.85	3+4	802.11be EHT40	151	5755	MCS0	Full RU	-
Mode 94	U-NII-3	5.725-5.85	3+4	802.11be EHT40	159	5795	MCS0	Full RU	-
Mode 95	U-NII-3	5.725-5.85	3+4	802.11be EHT80	155	5775	MCS0	Full RU	-
Mode 96	U-NII-3	5.725-5.85	3+4	802.11be EHT80	155	5775	MCS0	Full RU	SHF
Mode 97	U-NII-3	5.725-5.85	3+4	802.11be EHT80	155	5775	MCS0	Full RU	LF

C2.2. Summary of each worse mode

Mode	Modulation	Ch.	Freq. (MHz)	Level (dBuV/m)	Limit (dBuV/m)	Margin (dB)	Pol.	Peak Avg.	Result	RU	Remark
75	802.11a	149	5620.16	52.02	68.20	-16.18	H	Peak	Pass	-	Band Edge
	802.11a	149	17235.00	53.20	68.20	-15.00	V	Peak	Pass	-	Harmonic
76	802.11a	157	5938.45	52.83	68.20	-15.37	V	Peak	Pass	-	Band Edge
	802.11a	157	17355.00	50.21	68.20	-17.99	H	Peak	Pass	-	Harmonic
77	802.11a	165	5931.88	53.55	68.20	-14.65	V	Peak	Pass	-	Band Edge
	802.11a	165	17475.00	50.90	68.20	-17.30	H	Peak	Pass	-	Harmonic
78	802.11n HT20	149	5647.13	52.57	68.20	-15.63	V	Peak	Pass	-	Band Edge
	802.11n HT20	149	17235.00	52.59	68.20	-15.61	H	Peak	Pass	-	Harmonic
79	802.11n HT20	157	5944.72	52.81	68.20	-15.39	H	Peak	Pass	-	Band Edge
	802.11n HT20	157	17355.00	50.42	68.20	-17.78	H	Peak	Pass	-	Harmonic
80	802.11n HT20	165	5927.50	53.47	68.20	-14.73	H	Peak	Pass	-	Band Edge

Mode	Modulation	Ch.	Freq. (MHz)	Level (dBuV/m)	Limit (dBuV/m)	Margin (dB)	Pol.	Peak Avg.	Result	RU	Remark
80	802.11n HT20	165	17475.00	51.33	68.20	-16.87	H	Peak	Pass	-	Harmonic
81	802.11n HT40	151	5650.38	62.71	68.48	-5.77	H	Peak	Pass	-	Band Edge
	802.11n HT40	151	11510.00	37.39	54.00	-16.61	V	Avg.	Pass	-	Harmonic
82	802.11n HT40	159	5926.44	60.46	68.20	-7.74	H	Peak	Pass	-	Band Edge
	802.11n HT40	159	17385.00	50.19	68.20	-18.01	V	Peak	Pass	-	Harmonic
83	802.11ac VHT80	155	5652.85	67.51	70.32	-2.81	V	Peak	Pass	-	Band Edge
	802.11ac VHT80	155	11550.00	37.51	54.00	-16.49	V	Avg.	Pass	-	Harmonic
84	802.11be EHT20	149	5648.00	51.60	68.20	-16.60	H	Peak	Pass	Full RU	Band Edge
	802.11be EHT20	149	11490.00	37.33	54.00	-16.67	V	Avg.	Pass	Full RU	Harmonic
85	802.11be EHT20	149	5636.40	51.39	68.20	-16.81	H	Peak	Pass	Partial RU 26/0	Band Edge
	802.11be EHT20	149	-	-	-	-	-	-	-	Partial RU 26/0	Harmonic

Mode	Modulation	Ch.	Freq. (MHz)	Level (dBuV/m)	Limit (dBuV/m)	Margin (dB)	Pol.	Peak Avg.	Result	RU	Remark
86	802.11be EHT20	149	5649.74	51.16	68.20	-17.04	H	Peak	Pass	Partial RU 52/37	Band Edge
	802.11be EHT20	149	-	-	-	-	-	-	-	Partial RU 52/37	Harmonic
87	802.11be EHT20	149	5618.85	51.39	68.20	-16.81	H	Peak	Pass	Partial RU 106/53	Band Edge
	802.11be EHT20	149	-	-	-	-	-	-	-	Partial RU 106/53	Harmonic
88	802.11be EHT20	157	5931.03	52.85	68.20	-15.35	H	Peak	Pass	Full RU	Band Edge
	802.11be EHT20	157	17355.00	48.41	68.20	-19.79	V	Peak	Pass	Full RU	Harmonic
89	802.11be EHT20	165	5925.75	54.73	68.20	-13.47	H	Peak	Pass	Full RU	Band Edge
	802.11be EHT20	165	17475.00	49.43	68.20	-18.77	H	Peak	Pass	Full RU	Harmonic
90	802.11be EHT20	165	5930.88	53.30	68.20	-14.90	H	Peak	Pass	Partial RU 26/8	Band Edge
	802.11be EHT20	165	-	-	-	-	-	-	-	Partial RU 26/8	Harmonic
91	802.11be EHT20	165	5924.63	54.24	68.48	-14.24	V	Peak	Pass	Partial RU 52/40	Band Edge

Mode	Modulation	Ch.	Freq. (MHz)	Level (dBuV/m)	Limit (dBuV/m)	Margin (dB)	Pol.	Peak Avg.	Result	RU	Remark
91	802.11be EHT20	165	-	-	-	-	-	-	-	Partial RU 52/40	Harmonic
92	802.11be EHT20	165	5940.88	52.52	68.20	-15.68	V	Peak	Pass	Partial RU 106/54	Band Edge
	802.11be EHT20	165	-	-	-	-	-	-	-	Partial RU 106/54	Harmonic
93	802.11be EHT40	151	5648.67	62.91	68.20	-5.29	H	Peak	Pass	Full RU	Band Edge
	802.11be EHT40	151	11510.00	37.41	54.00	-16.59	H	Avg.	Pass	Full RU	Harmonic
94	802.11be EHT40	159	5925.05	63.41	68.20	-4.79	V	Peak	Pass	Full RU	Band Edge
	802.11be EHT40	159	17385.00	48.76	68.20	-19.44	V	Peak	Pass	Full RU	Harmonic
95	802.11be EHT80	155	5931.98	67.58	68.20	-0.62	V	Peak	Pass	Full RU	Band Edge
	802.11be EHT80	155	17325.00	49.24	68.20	-18.96	V	Peak	Pass	Full RU	Harmonic
96	SHF	155	38572.00	51.99	88.20	-36.21	V	Peak	Pass	-	SHF
97	LF	155	30.97	32.65	40.00	-7.35	V	Peak	Pass	-	LF

Mode	75	
	Band Edge	
	U-NII-3_5.725-5.85_802.11a_CH149_5745MHz	
ANT	3+4	
Pol.	Horizontal	Fundamental
Peak	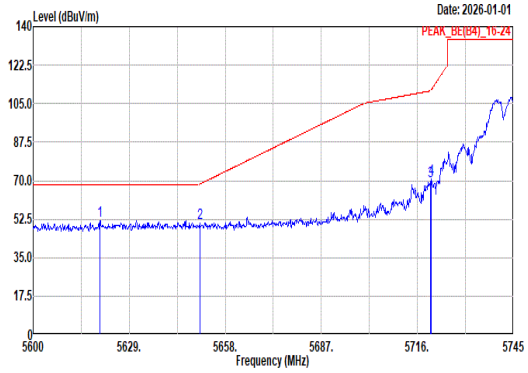 Site : 03CH11-HY Condition: PEAK_BE(B4)_16-24 3m 9120D_01620_250915 HORIZONTAL : RBW:1000.000kHz VBW:3000.000kHz SWT:Auto Freq Level Limit Line Margin Read Level Ant Factor Cable Loss Preamp Factor Aux Factor APos TPos Remark MHz dBuV/m dBuV/m dB dBuV dB/m dB dB dB cm deg 1 5620.16 52.02 68.20 -16.18 41.59 32.82 10.39 32.78 0.00 166 0 Peak 2 5650.32 50.67 68.43 -17.76 40.13 33.00 10.33 32.79 0.00 166 0 Peak 3 5719.92 69.93 110.78 -40.85 59.04 33.48 10.22 32.81 0.00 166 0 Peak 4 5720.21 70.70 111.27 -40.57 59.81 33.48 10.22 32.81 0.00 166 0 Peak	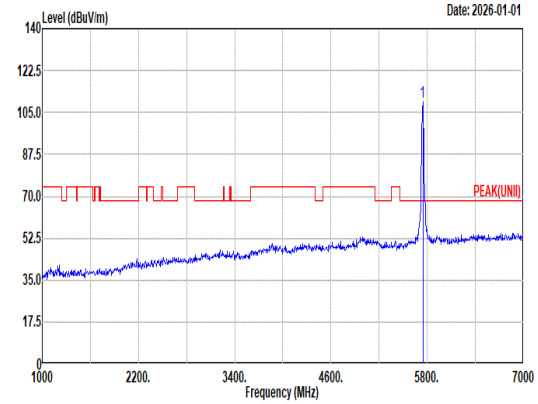 Site : 03CH11-HY Condition: PEAK(UNII) 3m 9120D_01620_250915 HORIZONTAL : RBW:1000.000kHz VBW:3000.000kHz SWT:Auto Freq Level Limit Line Margin Read Level Ant Factor Cable Loss Preamp Factor Aux Factor APos TPos Remark MHz dBuV/m dBuV/m dB dBuV dB/m dB dB dB cm deg 1 5745.00 109.10 ------ ------ 98.17 33.58 10.17 32.82 0.00 166 0 Peak
Avg	Blank	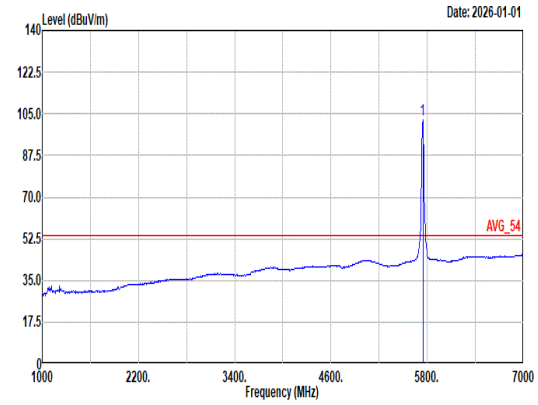 Site : 03CH11-HY Condition: AVG_54 3m 9120D_01620_250915 HORIZONTAL : RBW:1000.000kHz VBW:0.010kHz SWT:Auto Freq Level Limit Line Margin Read Level Ant Factor Cable Loss Preamp Factor Aux Factor APos TPos Remark MHz dBuV/m dBuV/m dB dBuV dB/m dB dB dB cm deg 1 5745.00 102.64 ------ ------ 91.71 33.58 10.17 32.82 0.00 166 0 Average

Mode	75	
	Band Edge	
	U-NII-3_5.725-5.85_802.11a_CH149_5745MHz	
ANT	3+4	
Pol.	Vertical	Fundamental
Peak	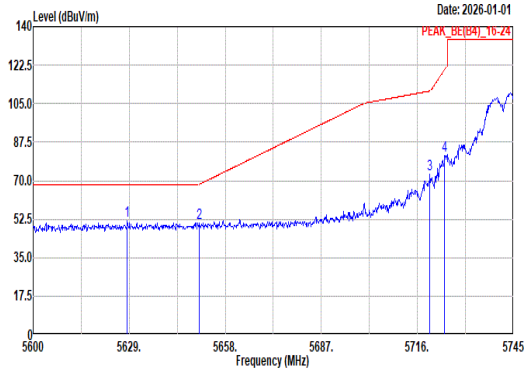 Site : 03CH11-HY Condition: PEAK_BE(B4)_16-24 3m 9120D_01620_250915 VERTICAL : RBW:1000.000kHz VBW:3000.000kHz SWT:Auto Freq Level Limit Line Margin Read Level Ant Factor Cable Loss Preamp Factor Aux Factor APos TPos Remark MHz dBuV/m dBuV/m dB dBuV dB/m dB dB dB cm deg 1 5628.42 52.00 68.20 -16.20 41.54 32.87 10.37 32.78 0.00 100 334 Peak 2 5650.17 50.55 68.33 -17.78 40.01 33.00 10.33 32.79 0.00 100 334 Peak 3 5719.77 72.84 110.74 -37.90 61.95 33.48 10.22 32.81 0.00 100 334 Peak 4 5724.27 81.46 120.52 -39.06 70.57 33.50 10.21 32.82 0.00 100 334 Peak	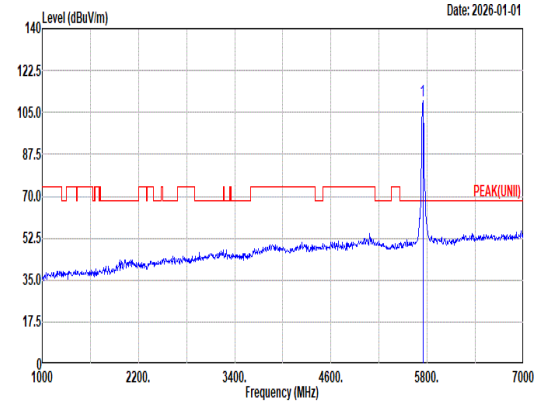 Site : 03CH11-HY Condition: PEAK(UNII) 3m 9120D_01620_250915 VERTICAL : RBW:1000.000kHz VBW:3000.000kHz SWT:Auto Freq Level Limit Line Margin Read Level Ant Factor Cable Loss Preamp Factor Aux Factor APos TPos Remark MHz dBuV/m dBuV/m dB dBuV dB/m dB dB dB cm deg 1 5745.00 110.03 ------ ------ 99.10 33.58 10.17 32.82 0.00 100 334 Peak
Avg	Blank	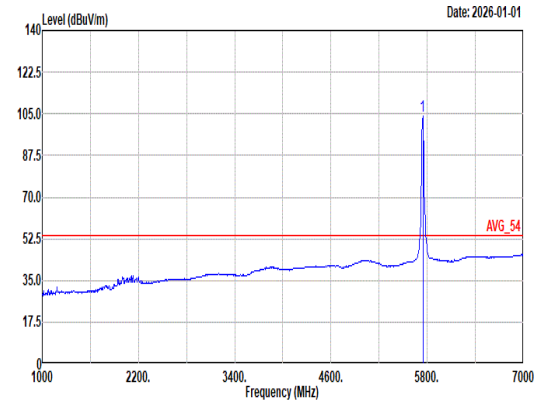 Site : 03CH11-HY Condition: AVG_54 3m 9120D_01620_250915 VERTICAL : RBW:1000.000kHz VBW:0.010kHz SWT:Auto Freq Level Limit Line Margin Read Level Ant Factor Cable Loss Preamp Factor Aux Factor APos TPos Remark MHz dBuV/m dBuV/m dB dBuV dB/m dB dB dB cm deg 1 5745.00 104.20 ------ ------ 93.27 33.58 10.17 32.82 0.00 100 334 Average

Mode	75	
	Harmonic	
	U-NII-3_5.725-5.85_802.11a_CH149_5745MHz	
ANT	3+4	
Pol.	Horizontal	Vertical
Peak Avg	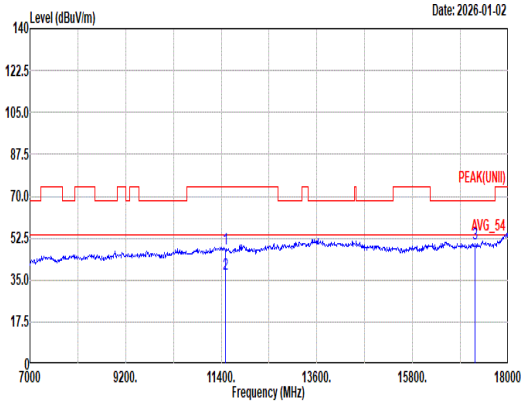 Site : 03CH11-HY Condition: PEAK(UNII) 3m 9120D_01620_250915 HORIZONTAL Freq Level Limit Line Margin Read Level Ant Factor Cable Loss Preamp Factor Aux Factor APos TPos Remark MHz dBuV/m dBuV/m dB dBuV dB/m dB dB dB cm deg 1 11490.00 48.28 74.00 -25.72 57.58 38.90 17.48 66.11 0.43 -- -- Peak 2 11490.00 37.35 54.00 -16.65 46.65 38.90 17.48 66.11 0.43 -- -- Average 3 17235.00 50.20 68.20 -18.00 55.85 38.30 21.58 65.99 0.46 -- -- Peak	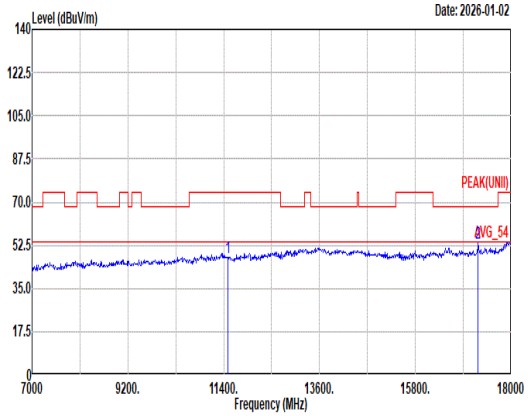 Site : 03CH11-HY Condition: PEAK(UNII) 3m 9120D_01620_250915 VERTICAL Freq Level Limit Line Margin Read Level Ant Factor Cable Loss Preamp Factor Aux Factor APos TPos Remark MHz dBuV/m dBuV/m dB dBuV dB/m dB dB dB cm deg 1 11490.00 47.76 74.00 -26.24 57.06 38.90 17.48 66.11 0.43 -- -- Peak 2 17235.00 53.20 68.20 -15.00 58.85 38.30 21.58 65.99 0.46 -- -- Peak

Mode	75	
	Harmonic	
	U-NII-3_5.725-5.85_802.11a_CH149_5745MHz	
ANT	3+4	
Pol.	Horizontal	Vertical
14.47G ~14.5G Avg	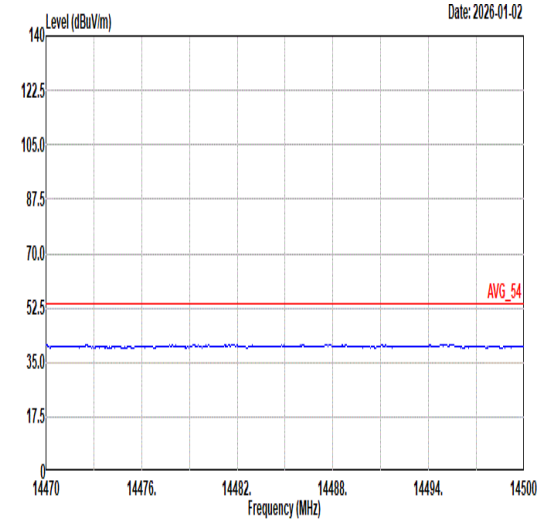 Site : 03CH11-HY Condition: AVG_54 3m 9120D_01620_250915 HORIZONTAL	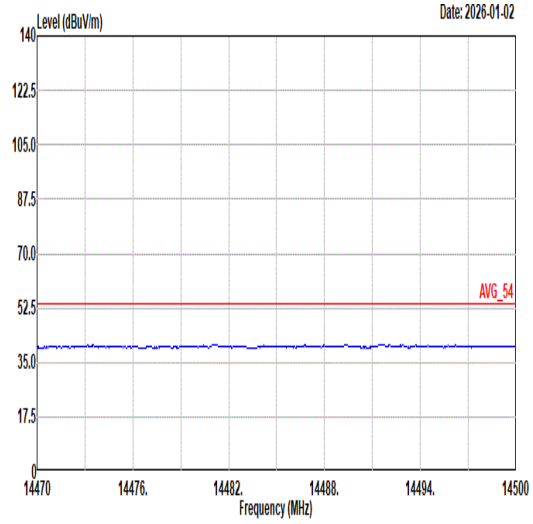 Site : 03CH11-HY Condition: AVG_54 3m 9120D_01620_250915 VERTICAL
17.7G ~18G Avg	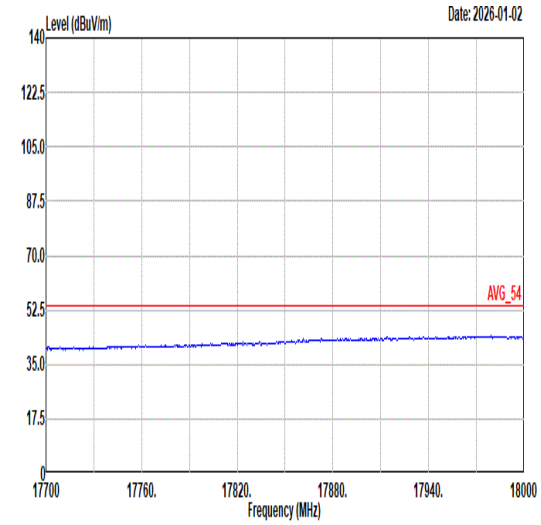 Site : 03CH11-HY Condition: AVG_54 3m 9120D_01620_250915 HORIZONTAL	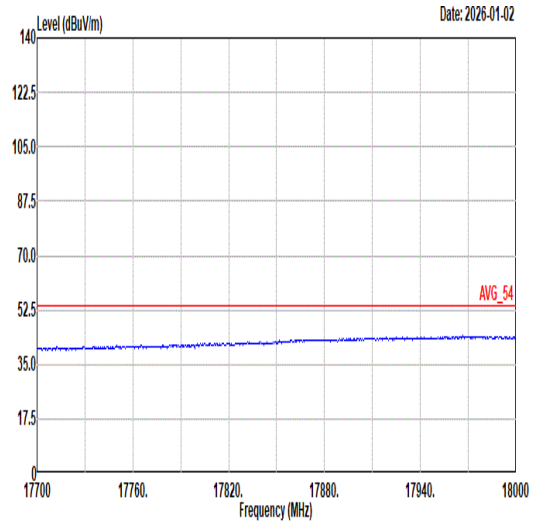 Site : 03CH11-HY Condition: AVG_54 3m 9120D_01620_250915 VERTICAL

Mode	76	
	Band Edge - L	
	U-NII-3_5.725-5.85_802.11a_CH157_5785MHz	
ANT	3+4	
Pol.	Horizontal	Fundamental
Peak	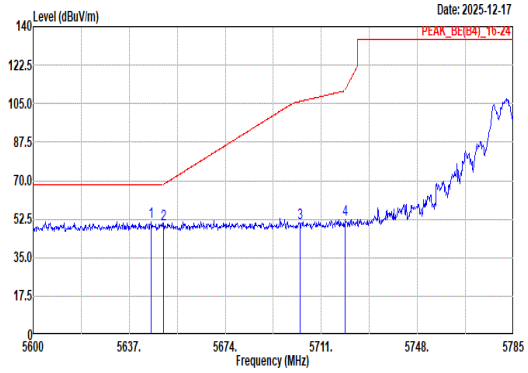 Site : 03CH11-HY Condition: PEAK_BE(B4)_16-24 3m 9120D_01620_250915 HORIZONTAL : RBW:1000.000kHz VBW:3000.000kHz SWT:Auto Freq Level Limit Line Margin Read Level Ant Factor Cable Loss Preamp Factor Aux Factor APos TPos Remark MHz dBuV/m dBuV/m dB dBuV dB/m dB dB dB cm deg 1 5645.51 51.43 68.20 -16.77 40.91 32.97 10.34 32.79 0.00 200 356 Peak 2 5650.14 50.44 68.30 -17.86 39.90 33.00 10.33 32.79 0.00 200 356 Peak 3 5702.68 50.83 105.95 -55.12 39.98 33.41 10.25 32.81 0.00 200 356 Peak 4 5720.25 52.27 111.37 -59.10 41.38 33.48 10.22 32.81 0.00 200 356 Peak	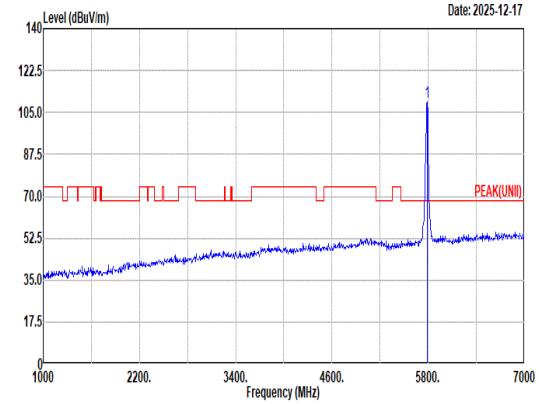 Site : 03CH11-HY Condition: PEAK(UNII) 3m 9120D_01620_250915 HORIZONTAL : RBW:1000.000kHz VBW:3000.000kHz SWT:Auto Freq Level Limit Line Margin Read Level Ant Factor Cable Loss Preamp Factor Aux Factor APos TPos Remark MHz dBuV/m dBuV/m dB dBuV dB/m dB dB dB cm deg 1 5785.00 109.13 ------ ------ 98.04 33.83 10.10 32.84 0.00 200 356 Peak
Avg	Blank	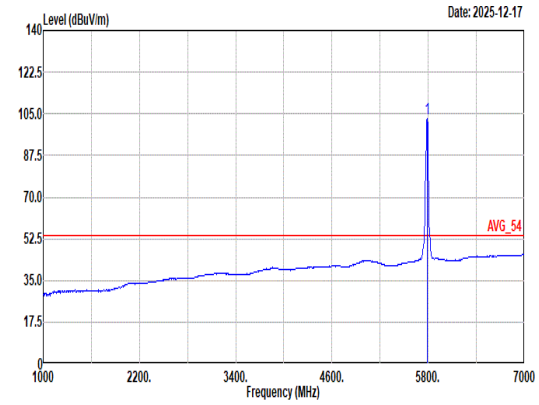 Site : 03CH11-HY Condition: AVG_54 3m 9120D_01620_250915 HORIZONTAL : RBW:1000.000kHz VBW:0.010kHz SWT:Auto Freq Level Limit Line Margin Read Level Ant Factor Cable Loss Preamp Factor Aux Factor APos TPos Remark MHz dBuV/m dBuV/m dB dBuV dB/m dB dB dB cm deg 1 5785.00 103.26 ------ ------ 92.17 33.83 10.10 32.84 0.00 200 356 Average

Mode	76	
	Band Edge - R	
	U-NII-3_5.725-5.85_802.11a_CH157_5785MHz	
ANT	3+4	
Pol.	Horizontal	Fundamental
Peak	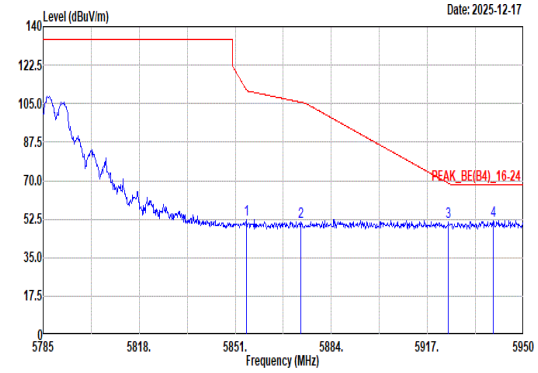 Site : 03CH11-HY Condition: PEAK_BE(B4)_16-24 3m 9120D_01620_250915 HORIZONTAL : RBW:1000.000kHz VBW:3000.000kHz SWT:Auto Limit Read Ant Cable Preamp Aux APos TPos Freq Level Line Margin Level Factor Loss Factor Factor Remark MHz dBuV/m dBuV/m dB dBuV dB/m dB dB dB cm deg 1 5854.96 52.04 110.89 -58.85 40.72 33.92 10.26 32.86 0.00 200 356 Peak 2 5873.44 51.02 105.64 -54.62 39.58 33.99 10.32 32.87 0.00 200 356 Peak 3 5924.26 51.05 68.75 -17.70 39.31 34.15 10.48 32.89 0.00 200 356 Peak 4 5939.61 51.90 68.20 -16.30 40.09 34.18 10.53 32.90 0.00 200 356 Peak	Blank

Mode	76
	Band Edge - L
	U-NII-3_5.725-5.85_802.11a_CH157_5785MHz
ANT	3+4

Pol.	Vertical	Fundamental
Peak	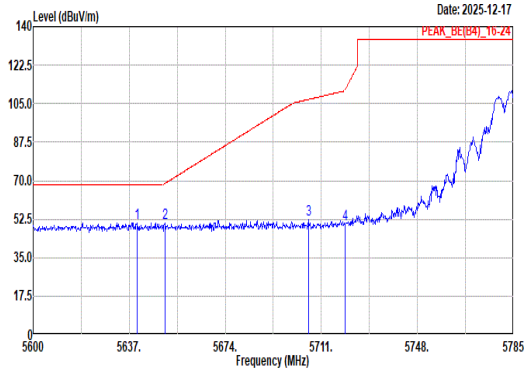 Site : 03CH11-HY Condition: PEAK_BE(B4)_16-24 3m 9120D_01620_250915 VERTICAL : RBW:1000.000kHz VBW:3000.000kHz SWT:Auto Freq Level Limit Line Margin Read Level Ant Factor Cable Loss Preamp Factor Aux Factor APos TPos Remark MHz dBuV/m dBuV/m dB dBuV dB/m dB dB dB cm deg 1 5639.96 50.89 68.20 -17.31 40.38 32.94 10.35 32.78 0.00 269 360 Peak 2 5650.69 50.62 68.71 -18.09 40.07 33.01 10.33 32.79 0.00 269 360 Peak 3 5706.01 52.45 106.88 -54.43 41.60 33.42 10.24 32.81 0.00 269 360 Peak 4 5720.25 50.34 111.37 -61.03 39.45 33.48 10.22 32.81 0.00 269 360 Peak	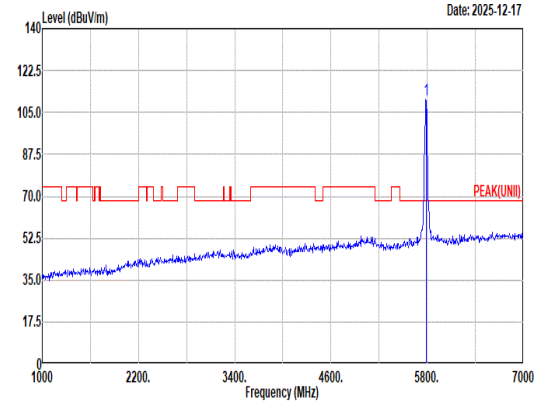 Site : 03CH11-HY Condition: PEAK(UNII) 3m 9120D_01620_250915 VERTICAL : RBW:1000.000kHz VBW:3000.000kHz SWT:Auto Freq Level Limit Line Margin Read Level Ant Factor Cable Loss Preamp Factor Aux Factor APos TPos Remark MHz dBuV/m dBuV/m dB dBuV dB/m dB dB dB cm deg 1 5785.00 110.62 ------ ------ 99.56 33.79 10.11 32.84 0.00 269 360 Peak
Avg	Blank	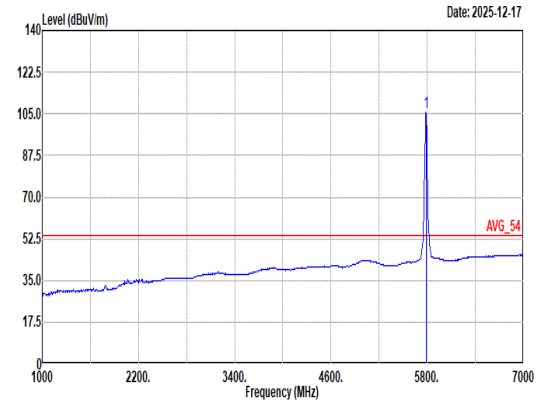 Site : 03CH11-HY Condition: AVG_54 3m 9120D_01620_250915 VERTICAL : RBW:1000.000kHz VBW:0.010kHz SWT:Auto Freq Level Limit Line Margin Read Level Ant Factor Cable Loss Preamp Factor Aux Factor APos TPos Remark MHz dBuV/m dBuV/m dB dBuV dB/m dB dB dB cm deg 1 5785.00 105.43 ------ ------ 94.37 33.79 10.11 32.84 0.00 269 360 Average

Mode	76	
	Band Edge - R	
	U-NII-3_5.725-5.85_802.11a_CH157_5785MHz	
ANT	3+4	
Pol.	Vertical	Fundamental
Peak	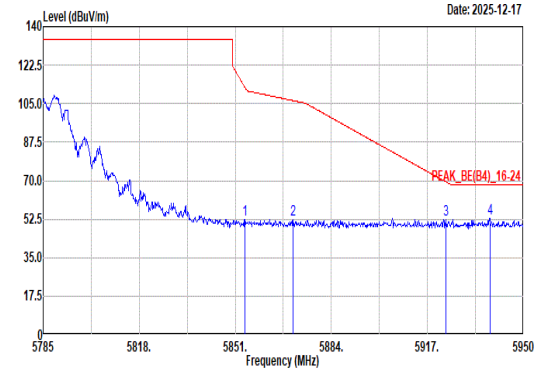 Site : 03CH11-HY Condition: PEAK_BE(B4)_16-24 3m 9120D_01620_250915 VERTICAL : RBW:1000.000kHz VBW:3000.000kHz SWT:Auto Limit Read Ant Cable Preamp Aux APos TPos Freq Level Line Margin Level Factor Loss Factor Factor Remark MHz dBuV/m dBuV/m dB dBuV dB/m dB dB dB cm deg 1 5854.30 52.50 112.40 -59.90 41.19 33.92 10.25 32.86 0.00 269 360 Peak 2 5870.97 52.13 106.33 -54.20 40.71 33.98 10.31 32.87 0.00 269 360 Peak 3 5923.27 52.48 69.47 -16.99 40.75 34.15 10.47 32.89 0.00 269 360 Peak 4 5938.45 52.83 68.20 -15.37 41.03 34.18 10.52 32.90 0.00 269 360 Peak	Blank

Mode	76	
	Harmonic	
	U-NII-3_5.725-5.85_802.11a_CH157_5785MHz	
ANT	3+4	
Pol.	Horizontal	Vertical
Peak Avg	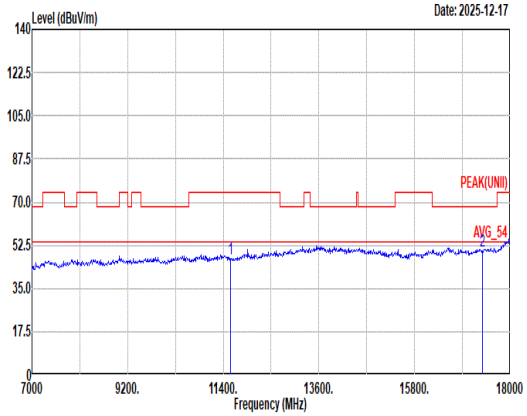 Site : 03CH11-HY Condition: PEAK(UNII) 3m 9120D_01620_250915 HORIZONTAL Freq Level Limit Line Margin Read Level Ant Factor Cable Loss Preamp Factor Aux Factor APos TPos Remark MHz dBuV/m dBuV/m dB dBuV dB/m dB dB dB cm deg 1 11570.00 47.25 74.00 -26.75 56.61 38.72 17.55 66.07 0.44 -- -- Peak 2 17355.00 50.21 68.20 -17.99 55.75 38.42 21.65 66.08 0.47 -- -- Peak	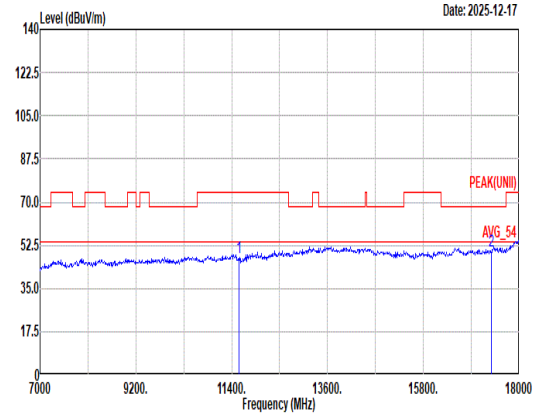 Site : 03CH11-HY Condition: PEAK(UNII) 3m 9120D_01620_250915 VERTICAL Freq Level Limit Line Margin Read Level Ant Factor Cable Loss Preamp Factor Aux Factor APos TPos Remark MHz dBuV/m dBuV/m dB dBuV dB/m dB dB dB cm deg 1 11570.00 47.65 74.00 -26.35 57.01 38.72 17.55 66.07 0.44 -- -- Peak 2 17355.00 50.20 68.20 -18.00 55.74 38.42 21.65 66.08 0.47 -- -- Peak

Mode	76	
	Harmonic	
	U-NII-3_5.725-5.85_802.11a_CH157_5785MHz	
ANT	3+4	
Pol.	Horizontal	Vertical
14.47G ~14.5G Avg	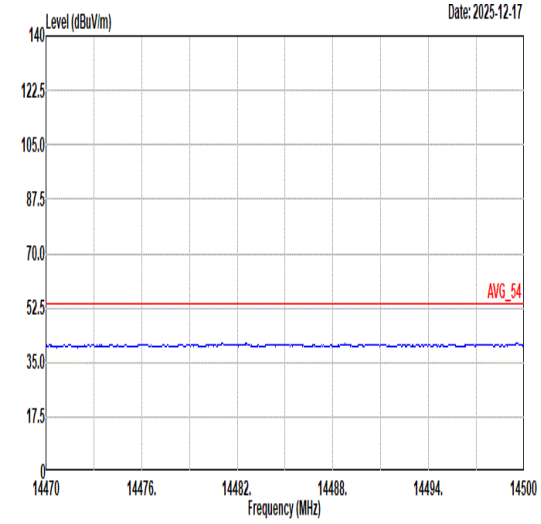 Site : 03CH11-HY Condition: AVG_54 3m 9120D_01620_250915 HORIZONTAL	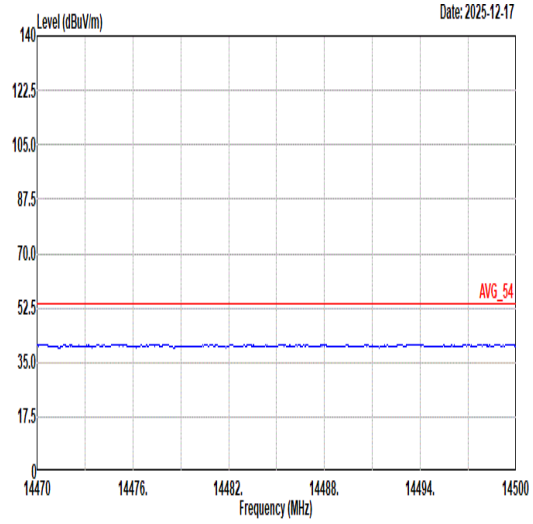 Site : 03CH11-HY Condition: AVG_54 3m 9120D_01620_250915 VERTICAL
17.7G ~18G Avg	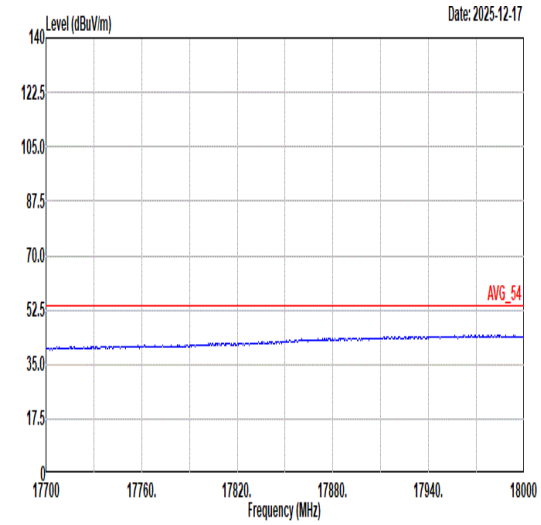 Site : 03CH11-HY Condition: AVG_54 3m 9120D_01620_250915 HORIZONTAL	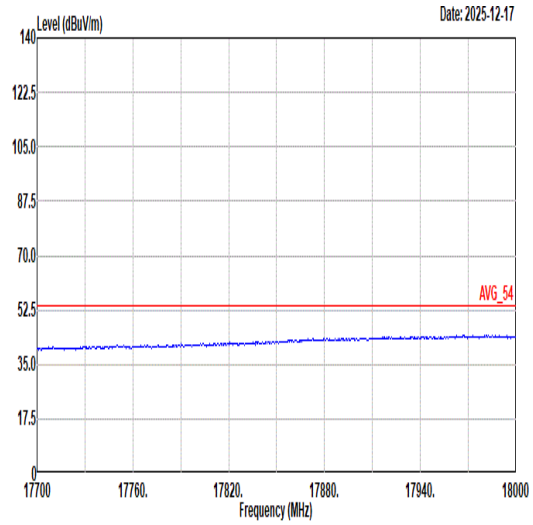 Site : 03CH11-HY Condition: AVG_54 3m 9120D_01620_250915 VERTICAL

Mode	77	
	Band Edge	
	U-NII-3_5.725-5.85_802.11a_CH165_5825MHz	
ANT	3+4	
Pol.	Horizontal	Fundamental
Peak	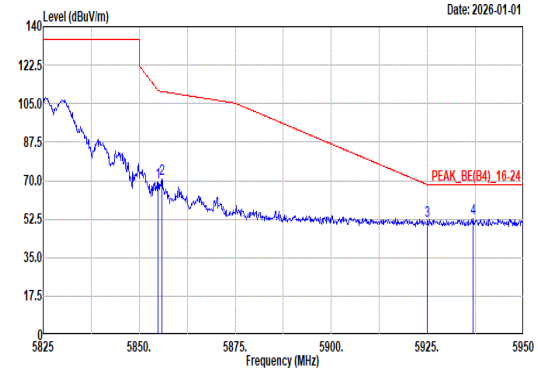 Site : 03CH11-HY Condition: PEAK_BE(B4)_16-24 3m 9120D_01620_250915 HORIZONTAL : RBW:1000.000kHz VBW:3000.000kHz SWT:Auto Freq Level Limit Line Margin Read Level Ant Factor Cable Loss Preamp Factor Aux Factor APos TPos Remark MHz dBuV/m dBuV/m dB dBuV dB/m dB dB dB cm deg 1 5854.88 69.46 111.08 -41.62 58.14 33.92 10.26 32.86 0.00 200 67 Peak 2 5855.88 70.99 110.55 -39.56 59.68 33.92 10.26 32.87 0.00 200 67 Peak 3 5925.00 51.82 68.20 -16.38 40.08 34.15 10.48 32.89 0.00 200 67 Peak 4 5936.88 52.65 68.20 -15.55 40.86 34.17 10.52 32.90 0.00 200 67 Peak	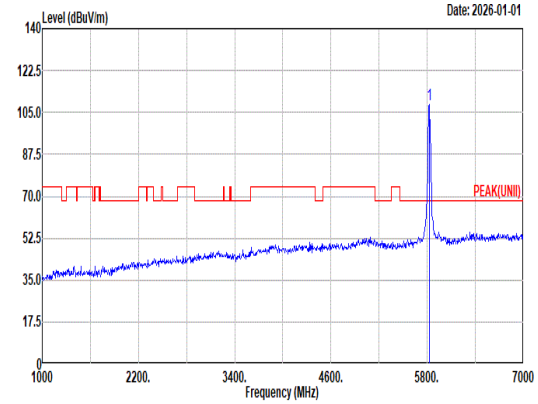 Site : 03CH11-HY Condition: PEAK(UNII) 3m 9120D_01620_250915 HORIZONTAL : RBW:1000.000kHz VBW:3000.000kHz SWT:Auto Freq Level Limit Line Margin Read Level Ant Factor Cable Loss Preamp Factor Aux Factor APos TPos Remark MHz dBuV/m dBuV/m dB dBuV dB/m dB dB dB cm deg 1 5825.00 108.08 ------ ------ 96.87 33.90 10.16 32.85 0.00 200 67 Peak
Avg	Blank	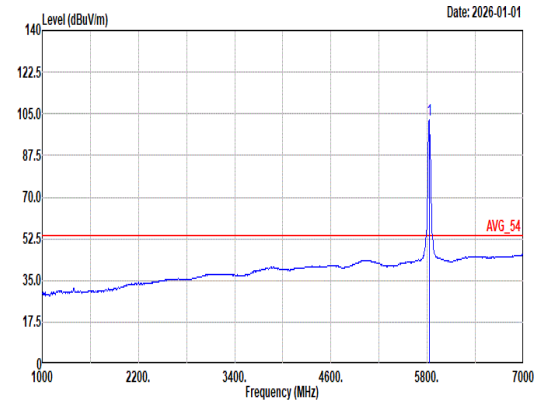 Site : 03CH11-HY Condition: AVG_54 3m 9120D_01620_250915 HORIZONTAL : RBW:1000.000kHz VBW:0.010kHz SWT:Auto Freq Level Limit Line Margin Read Level Ant Factor Cable Loss Preamp Factor Aux Factor APos TPos Remark MHz dBuV/m dBuV/m dB dBuV dB/m dB dB dB cm deg 1 5825.00 102.28 ------ ------ 91.07 33.90 10.16 32.85 0.00 200 67 Average

Mode	77
	Band Edge
	U-NII-3_5.725-5.85_802.11a_CH165_5825MHz
ANT	3+4

Pol.	Vertical	Fundamental
Peak	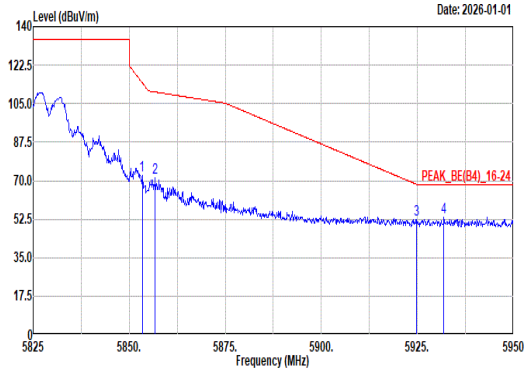 Site : 03CH11-HY Condition: PEAK_BE(B4)_16-24 3m 9120D_01620_250915 VERTICAL : RBW:1000.000kHz VBW:3000.000kHz SWT:Auto Freq Level Limit Line Margin Read Level Ant Factor Cable Loss Preamp Factor Aux Factor APos TPos Remark MHz dBuV/m dBuV/m dB dBuV dB/m dB dB dB cm deg 1 5853.38 72.30 114.50 -42.20 61.00 33.91 10.25 32.86 0.00 104 341 Peak 2 5856.75 71.12 110.31 -39.19 59.80 33.93 10.26 32.87 0.00 104 341 Peak 3 5924.75 52.23 68.38 -16.15 40.49 34.15 10.48 32.89 0.00 104 341 Peak 4 5931.88 53.55 68.20 -14.65 41.78 34.16 10.50 32.89 0.00 104 341 Peak	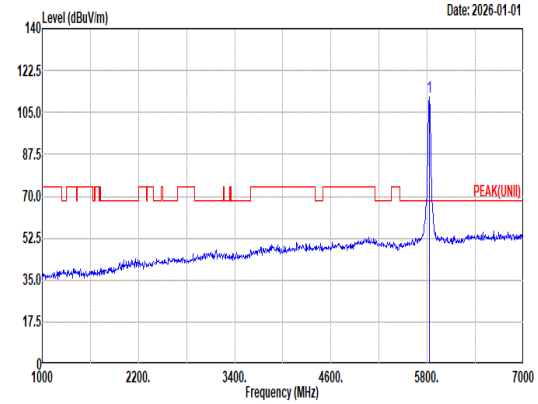 Site : 03CH11-HY Condition: PEAK(UNII) 3m 9120D_01620_250915 VERTICAL : RBW:1000.000kHz VBW:3000.000kHz SWT:Auto Freq Level Limit Line Margin Read Level Ant Factor Cable Loss Preamp Factor Aux Factor APos TPos Remark MHz dBuV/m dBuV/m dB dBuV dB/m dB dB dB cm deg 1 5825.00 111.27 ------ ------ 100.05 33.90 10.18 32.86 0.00 104 341 Peak
Avg	Blank	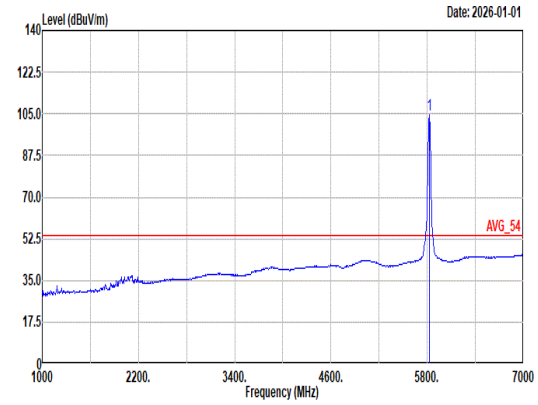 Site : 03CH11-HY Condition: AVG_54 3m 9120D_01620_250915 VERTICAL : RBW:1000.000kHz VBW:0.010kHz SWT:Auto Freq Level Limit Line Margin Read Level Ant Factor Cable Loss Preamp Factor Aux Factor APos TPos Remark MHz dBuV/m dBuV/m dB dBuV dB/m dB dB dB cm deg 1 5825.00 104.73 ------ ------ 93.52 33.90 10.16 32.85 0.00 104 341 Average

Mode	77	
	Harmonic	
	U-NII-3_5.725-5.85_802.11a_CH165_5825MHz	
ANT	3+4	
Pol.	Horizontal	Vertical
Peak Avg	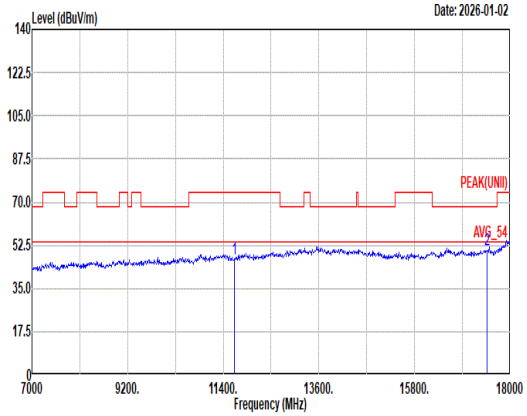 Site : 03CH11-HY Condition: PEAK(UNII) 3m 9120D_01620_250915 HORIZONTAL Freq Level Limit Line Margin Read Level Ant Factor Cable Loss Preamp Factor Aux Factor APos TPos Remark MHz dBuV/m dBuV/m dB dBuV dB/m dB dB dB cm deg 1 11650.00 47.20 74.00 -26.80 56.67 38.50 17.62 66.04 0.45 -- -- Peak 2 17475.00 50.90 68.20 -17.30 56.31 38.55 21.73 66.18 0.49 -- -- Peak	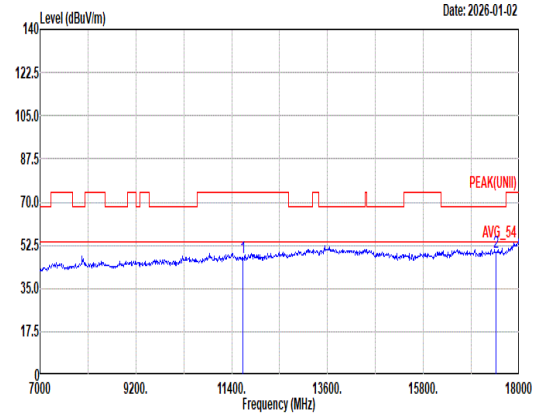 Site : 03CH11-HY Condition: PEAK(UNII) 3m 9120D_01620_250915 VERTICAL Freq Level Limit Line Margin Read Level Ant Factor Cable Loss Preamp Factor Aux Factor APos TPos Remark MHz dBuV/m dBuV/m dB dBuV dB/m dB dB dB cm deg 1 11650.00 47.54 74.00 -26.46 57.01 38.50 17.62 66.04 0.45 -- -- Peak 2 17475.00 49.70 68.20 -18.50 55.11 38.55 21.73 66.18 0.49 -- -- Peak

Mode	77	
	Harmonic	
	U-NII-3_5.725-5.85_802.11a_CH165_5825MHz	
ANT	3+4	
Pol.	Horizontal	Vertical
14.47G ~14.5G Avg	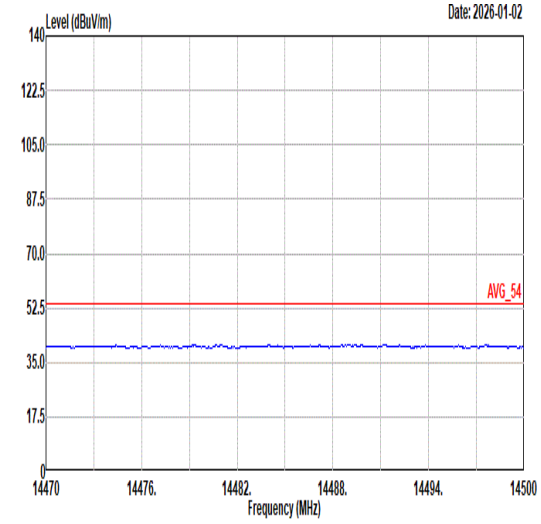 Site : 03CH11-HY Condition: AVG_54 3m 9120D_01620_250915 HORIZONTAL	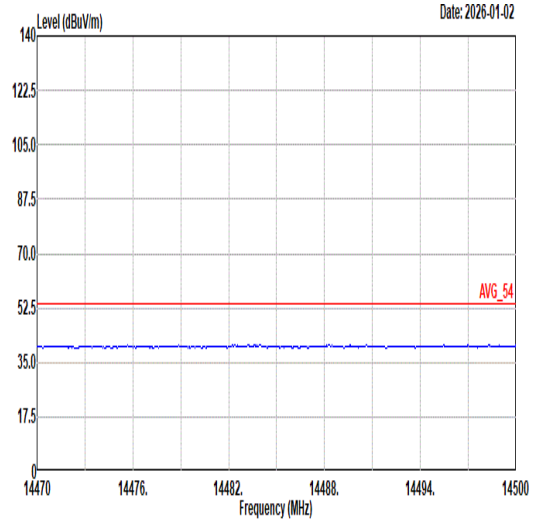 Site : 03CH11-HY Condition: AVG_54 3m 9120D_01620_250915 VERTICAL
17.7G ~18G Avg	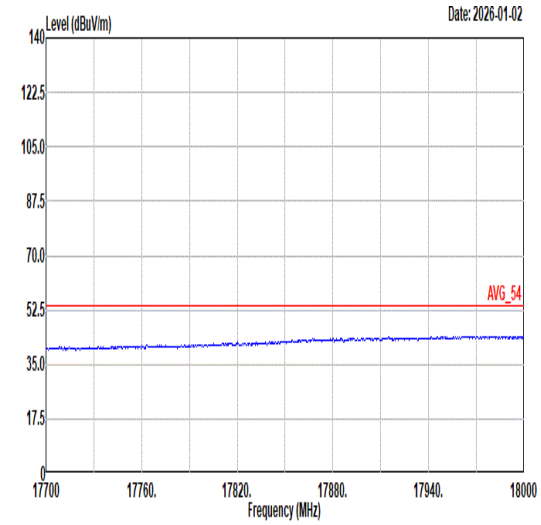 Site : 03CH11-HY Condition: AVG_54 3m 9120D_01620_250915 HORIZONTAL	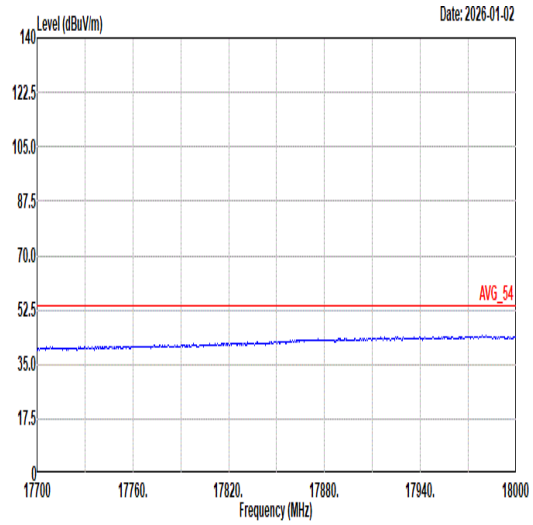 Site : 03CH11-HY Condition: AVG_54 3m 9120D_01620_250915 VERTICAL

Mode	78	
	Band Edge	
	U-NII-3_5.725-5.85_802.11n HT20_CH149_5745MHz	
ANT	3+4	
Pol.	Horizontal	Fundamental
Peak	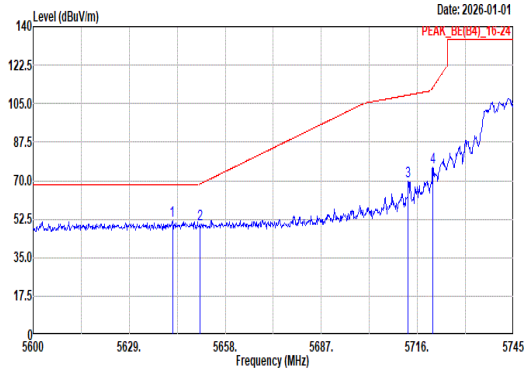 Site : 03CH11-HY Condition: PEAK_BE(B4)_16-24 3m 9120D_01620_250915 HORIZONTAL : RBW:1000.000kHz VBW:3000.000kHz SWT:Auto Freq Level Limit Line Margin Read Level Ant Factor Cable Loss Preamp Factor Aux Factor APos TPos Remark MHz dBuV/m dBuV/m dB dBuV dB/m dB dB dB cm deg 1 5642.05 51.90 68.20 -16.30 41.38 32.95 10.35 32.78 0.00 150 0 Peak 2 5650.32 50.16 68.43 -18.27 39.62 33.00 10.33 32.79 0.00 150 0 Peak 3 5713.25 69.94 108.91 -38.97 59.07 33.45 10.23 32.81 0.00 150 0 Peak 4 5720.64 76.24 112.26 -36.02 65.36 33.48 10.21 32.81 0.00 150 0 Peak	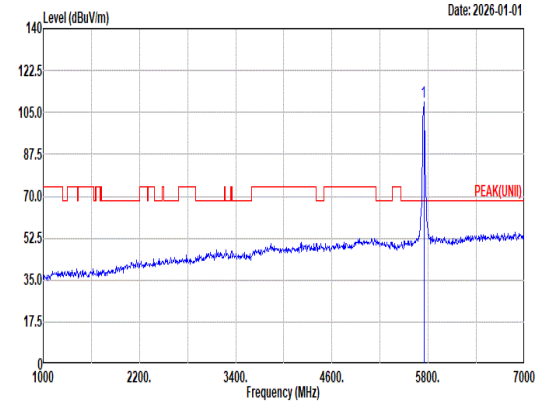 Site : 03CH11-HY Condition: PEAK(UNII) 3m 9120D_01620_250915 HORIZONTAL : RBW:1000.000kHz VBW:3000.000kHz SWT:Auto Freq Level Limit Line Margin Read Level Ant Factor Cable Loss Preamp Factor Aux Factor APos TPos Remark MHz dBuV/m dBuV/m dB dBuV dB/m dB dB dB cm deg 1 5745.00 109.30 ------ ------ 98.37 33.58 10.17 32.82 0.00 150 0 Peak
Avg	Blank	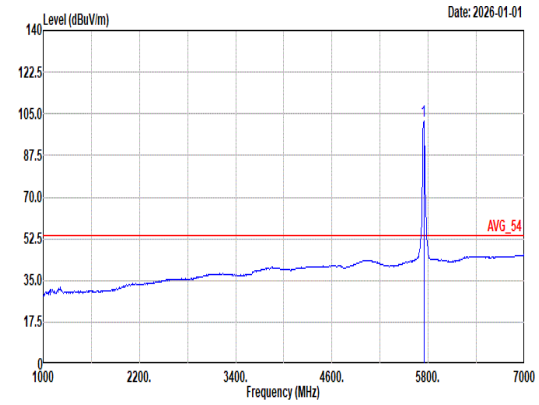 Site : 03CH11-HY Condition: AVG_54 3m 9120D_01620_250915 HORIZONTAL : RBW:1000.000kHz VBW:0.010kHz SWT:Auto Freq Level Limit Line Margin Read Level Ant Factor Cable Loss Preamp Factor Aux Factor APos TPos Remark MHz dBuV/m dBuV/m dB dBuV dB/m dB dB dB cm deg 1 5745.00 102.20 ------ ------ 91.27 33.58 10.17 32.82 0.00 150 0 Average

Mode	78	
	Band Edge	
	U-NII-3_5.725-5.85_802.11n HT20_CH149_5745MHz	
ANT	3+4	
Pol.	Vertical	Fundamental
Peak	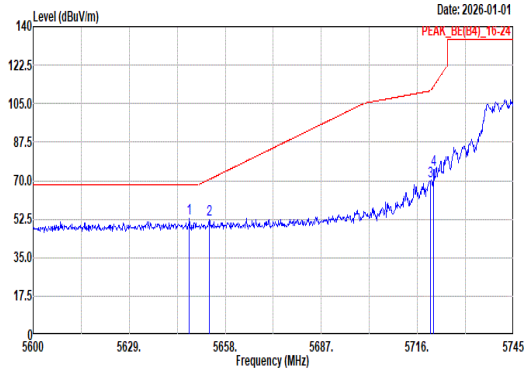 Site : 03CH11-HY Condition: PEAK_BE(B4)_16-24 3m 9120D_01620_250915 VERTICAL : RBW:1000.000kHz VBW:3000.000kHz SWT:Auto Freq Level Limit Line Margin Read Level Ant Factor Cable Loss Preamp Factor Aux Factor APos TPos Remark MHz dBuV/m dBuV/m dB dBuV dB/m dB dB dB cm deg 1 5647.13 52.57 68.20 -15.63 42.04 32.98 10.34 32.79 0.00 200 163 Peak 2 5653.07 52.19 70.48 -18.29 41.63 33.02 10.33 32.79 0.00 200 163 Peak 3 5719.92 69.85 110.78 -40.93 58.96 33.48 10.22 32.81 0.00 200 163 Peak 4 5720.93 75.19 112.92 -37.73 64.31 33.48 10.21 32.81 0.00 200 163 Peak	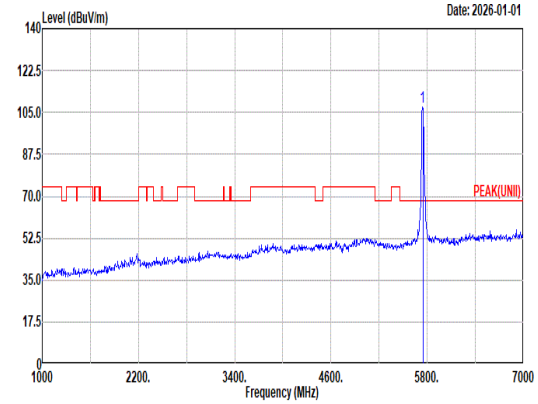 Site : 03CH11-HY Condition: PEAK(UNII) 3m 9120D_01620_250915 VERTICAL : RBW:1000.000kHz VBW:3000.000kHz SWT:Auto Freq Level Limit Line Margin Read Level Ant Factor Cable Loss Preamp Factor Aux Factor APos TPos Remark MHz dBuV/m dBuV/m dB dBuV dB/m dB dB dB cm deg 1 5745.00 107.23 ------ ------ 96.31 33.56 10.18 32.82 0.00 200 163 Peak
Avg	Blank	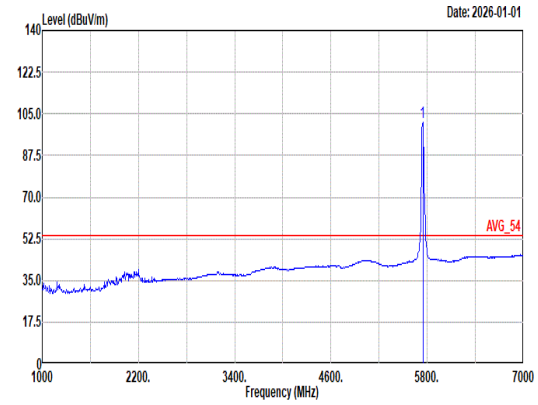 Site : 03CH11-HY Condition: AVG_54 3m 9120D_01620_250915 VERTICAL : RBW:1000.000kHz VBW:0.010kHz SWT:Auto Freq Level Limit Line Margin Read Level Ant Factor Cable Loss Preamp Factor Aux Factor APos TPos Remark MHz dBuV/m dBuV/m dB dBuV dB/m dB dB dB cm deg 1 5745.00 101.18 ------ ------ 90.25 33.58 10.17 32.82 0.00 200 163 Average

Mode	78	
	Harmonic	
	U-NII-3_5.725-5.85_802.11n HT20_CH149_5745MHz	
ANT	3+4	
Pol.	Horizontal	Vertical
Peak Avg	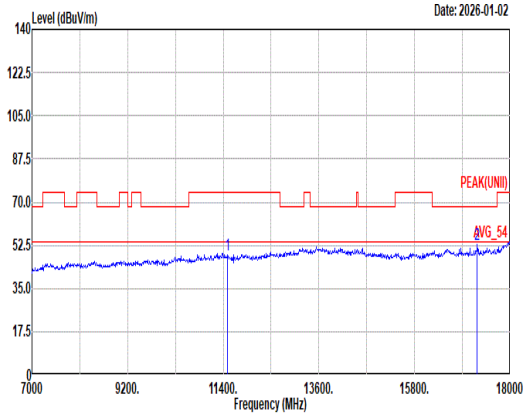 Site : 03CH11-HY Condition: PEAK(UNII) 3m 9120D_01620_250915 HORIZONTAL Freq Level Limit Line Margin Read Level Ant Factor Cable Loss Preamp Factor Aux Factor APos TPos Remark MHz dBuV/m dBuV/m dB dBuV dB/m dB dB dB cm deg 1 11490.00 48.35 74.00 -25.65 57.65 38.90 17.48 66.11 0.43 -- -- Peak 2 17235.00 52.59 68.20 -15.61 58.24 38.30 21.58 65.99 0.46 -- -- Peak	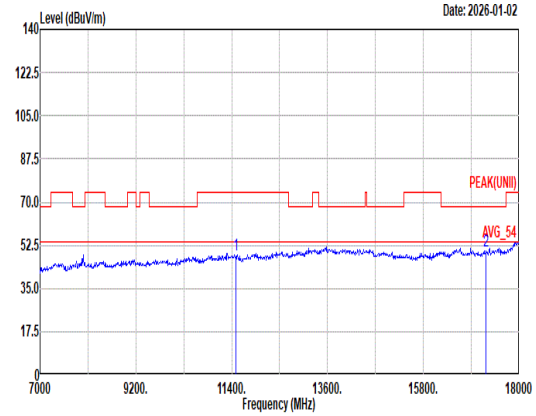 Site : 03CH11-HY Condition: PEAK(UNII) 3m 9120D_01620_250915 VERTICAL Freq Level Limit Line Margin Read Level Ant Factor Cable Loss Preamp Factor Aux Factor APos TPos Remark MHz dBuV/m dBuV/m dB dBuV dB/m dB dB dB cm deg 1 11490.00 48.37 74.00 -25.63 57.67 38.90 17.48 66.11 0.43 -- -- Peak 2 17235.00 49.98 68.20 -18.22 55.63 38.30 21.58 65.99 0.46 -- -- Peak

Mode	78	
	Harmonic	
	U-NII-3_5.725-5.85_802.11n HT20_CH149_5745MHz	
ANT	3+4	
Pol.	Horizontal	Vertical
14.47G ~14.5G Avg	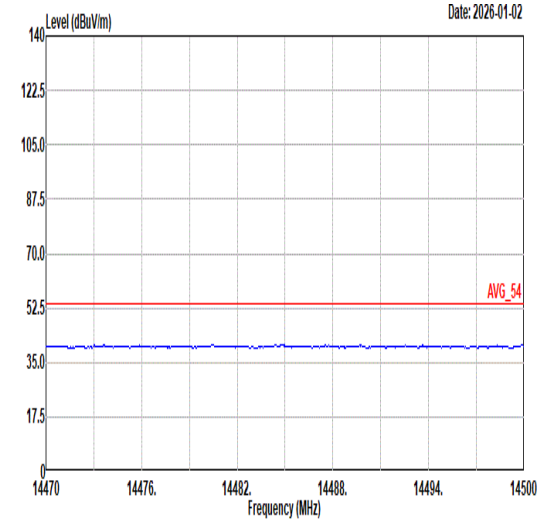 Site : 03CH11-HY Condition: AVG_54 3m 9120D_01620_250915 HORIZONTAL	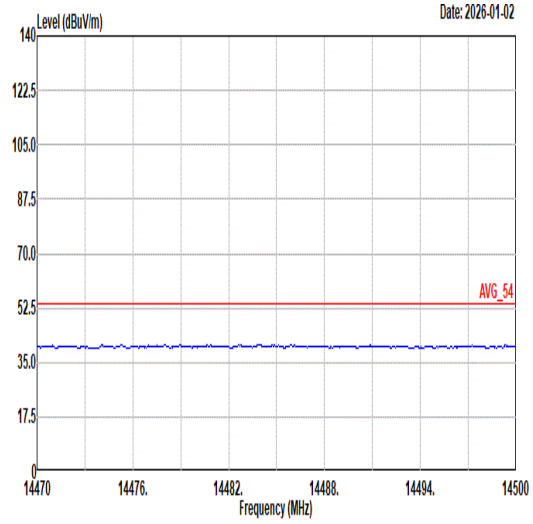 Site : 03CH11-HY Condition: AVG_54 3m 9120D_01620_250915 VERTICAL
17.7G ~18G Avg	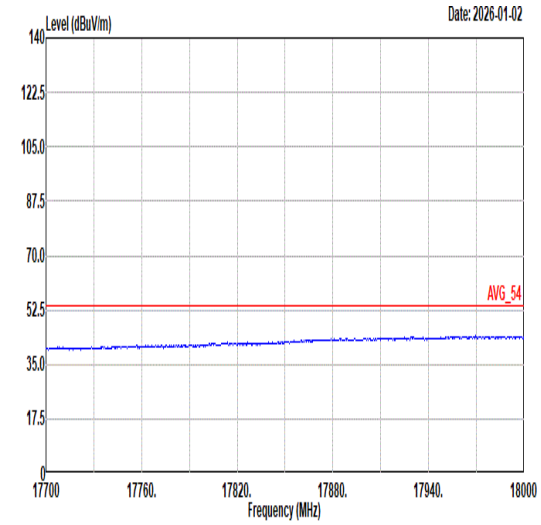 Site : 03CH11-HY Condition: AVG_54 3m 9120D_01620_250915 HORIZONTAL	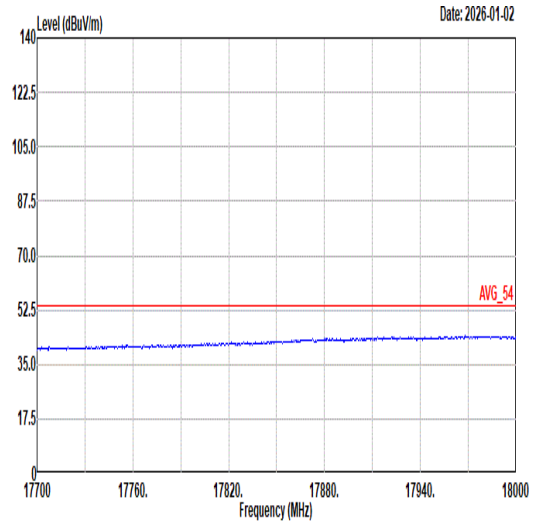 Site : 03CH11-HY Condition: AVG_54 3m 9120D_01620_250915 VERTICAL

Mode	79
	Band Edge - L
	U-NII-3_5.725-5.85_802.11n HT20_CH157_5785MHz
ANT	3+4

Pol.	Horizontal	Fundamental
Peak	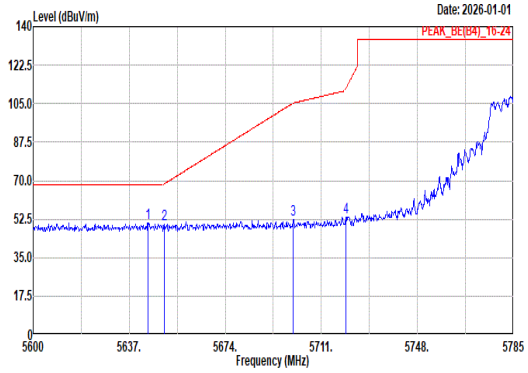 Site : 03CH11-HY Condition: PEAK_BE(B4)_16-24 3m 9120D_01620_250915 HORIZONTAL : RBW:1000.000kHz VBW:3000.000kHz SWT:Auto Freq Level Limit Line Margin Read Level Ant Factor Cable Loss Preamp Factor Aux Factor APos TPos Remark MHz dBuV/m dBuV/m dB dBuV dB/m dB dB dB cm deg 1 5644.22 50.94 68.20 -17.26 40.41 32.97 10.34 32.78 0.00 224 62 Peak 2 5650.51 50.25 68.58 -18.33 39.71 33.00 10.33 32.79 0.00 224 62 Peak 3 5700.27 52.30 105.28 -52.98 41.46 33.40 10.25 32.81 0.00 224 62 Peak 4 5720.44 53.32 111.79 -58.47 42.43 33.48 10.22 32.81 0.00 224 62 Peak	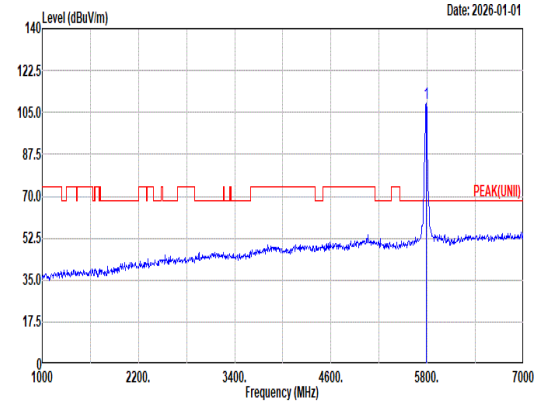 Site : 03CH11-HY Condition: PEAK(UNII) 3m 9120D_01620_250915 HORIZONTAL : RBW:1000.000kHz VBW:3000.000kHz SWT:Auto Freq Level Limit Line Margin Read Level Ant Factor Cable Loss Preamp Factor Aux Factor APos TPos Remark MHz dBuV/m dBuV/m dB dBuV dB/m dB dB dB cm deg 1 5785.00 108.71 ------ ------ 97.62 33.83 10.10 32.84 0.00 224 62 Peak
Avg	Blank	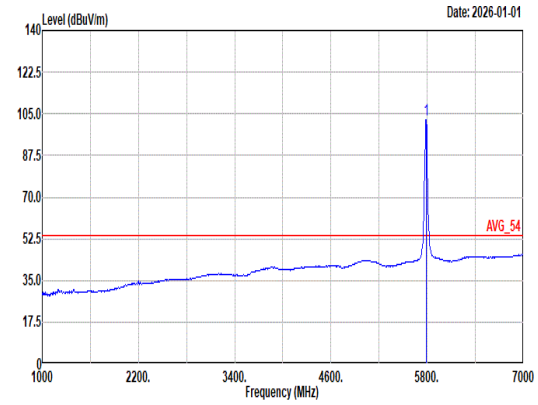 Site : 03CH11-HY Condition: AVG_54 3m 9120D_01620_250915 HORIZONTAL : RBW:1000.000kHz VBW:0.010kHz SWT:Auto Freq Level Limit Line Margin Read Level Ant Factor Cable Loss Preamp Factor Aux Factor APos TPos Remark MHz dBuV/m dBuV/m dB dBuV dB/m dB dB dB cm deg 1 5785.00 102.71 ------ ------ 91.65 33.79 10.11 32.84 0.00 224 62 Average

Mode	79	
	Band Edge - R	
	U-NII-3_5.725-5.85_802.11n HT20_CH157_5785MHz	
ANT	3+4	
Pol.	Horizontal	Fundamental
Peak	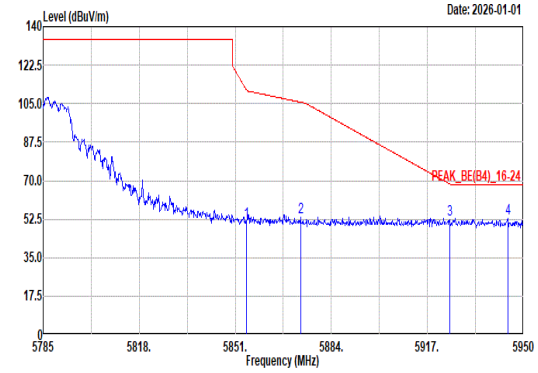 Site : 03CH11-HY Condition: PEAK_BE(B4)_16-24 3m 9120D_01620_250915 HORIZONTAL : RBW:1000.000kHz VBW:3000.000kHz SWT:Auto Limit Read Ant Cable Preamp Aux APos TPos Freq Level Line Margin Level Factor Loss Factor Factor Remark MHz dBuV/m dBuV/m dB dBuV dB/m dB dB dB cm deg 1 5854.96 51.25 110.89 -59.64 39.93 33.92 10.26 32.86 0.00 224 62 Peak 2 5873.44 53.14 105.64 -52.50 41.70 33.99 10.32 32.87 0.00 224 62 Peak 3 5924.59 52.15 68.50 -16.35 40.41 34.15 10.48 32.89 0.00 224 62 Peak 4 5944.72 52.81 68.20 -15.39 40.98 34.19 10.54 32.90 0.00 224 62 Peak	Blank

Mode	79
	Band Edge - L
	U-NII-3_5.725-5.85_802.11n HT20_CH157_5785MHz
ANT	3+4

Pol.	Vertical	Fundamental
Peak	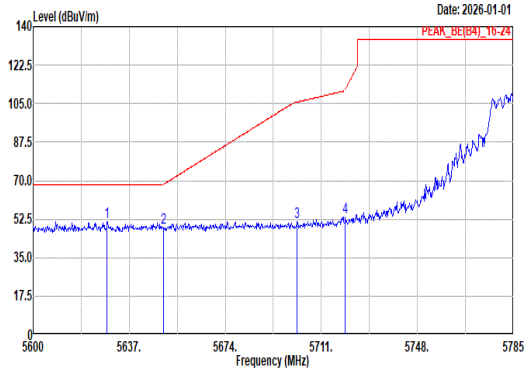 Site : 03CH11-HY Condition: PEAK_BE(B4)_16-24 3m 9120D_01620_250915 VERTICAL : RBW:1000.000kHz VBW:3000.000kHz SWT:Auto Freq Level Limit Line Margin Read Level Ant Factor Cable Loss Preamp Factor Aux Factor APos TPos Remark MHz dBuV/m dBuV/m dB dBuV dB/m dB dB dB cm deg 1 5628.49 51.22 68.20 -16.98 40.76 32.87 10.37 32.78 0.00 100 337 Peak 2 5650.14 48.78 68.30 -19.52 38.24 33.00 10.33 32.79 0.00 100 337 Peak 3 5701.75 51.39 105.69 -54.30 40.54 33.41 10.25 32.81 0.00 100 337 Peak 4 5720.25 53.28 111.37 -58.09 42.39 33.48 10.22 32.81 0.00 100 337 Peak	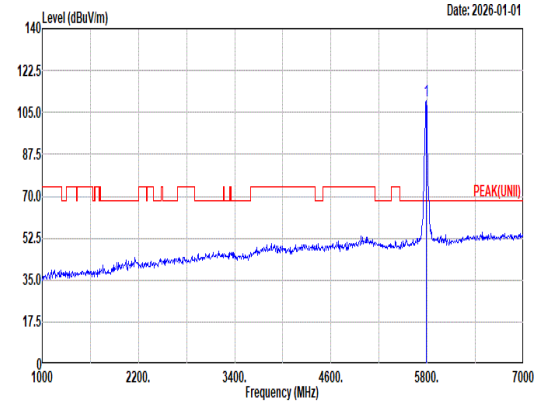 Site : 03CH11-HY Condition: PEAK(UNII) 3m 9120D_01620_250915 VERTICAL : RBW:1000.000kHz VBW:3000.000kHz SWT:Auto Freq Level Limit Line Margin Read Level Ant Factor Cable Loss Preamp Factor Aux Factor APos TPos Remark MHz dBuV/m dBuV/m dB dBuV dB/m dB dB dB cm deg 1 5785.00 109.70 ------ ------ 98.61 33.83 10.10 32.84 0.00 100 337 Peak
Avg	Blank	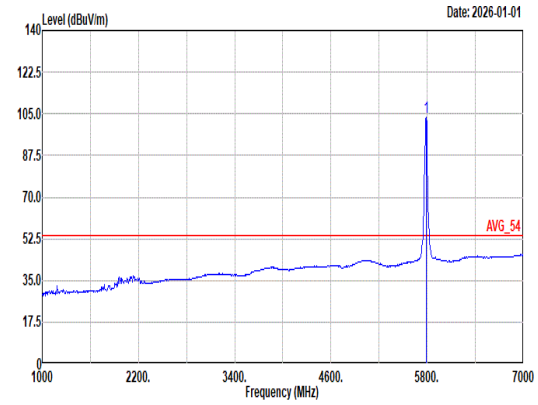 Site : 03CH11-HY Condition: AVG_54 3m 9120D_01620_250915 VERTICAL : RBW:1000.000kHz VBW:0.010kHz SWT:Auto Freq Level Limit Line Margin Read Level Ant Factor Cable Loss Preamp Factor Aux Factor APos TPos Remark MHz dBuV/m dBuV/m dB dBuV dB/m dB dB dB cm deg 1 5785.00 103.69 ------ ------ 92.60 33.83 10.10 32.84 0.00 100 337 Average

Mode	79	
	Band Edge - R	
	U-NII-3_5.725-5.85_802.11n HT20_CH157_5785MHz	
ANT	3+4	
Pol.	Vertical	Fundamental
Peak	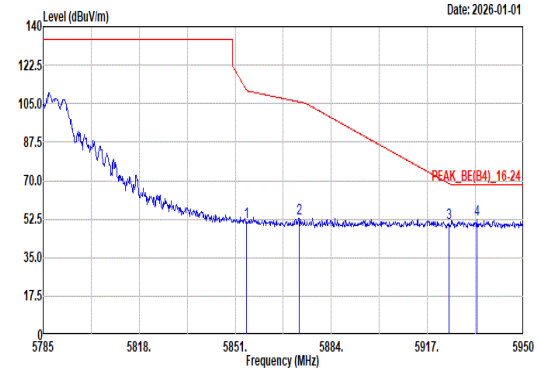 Site : 03CH11-HY Condition: PEAK_BE(B4)_16-24 3m 9120D_01620_250915 VERTICAL : RBW:1000.000kHz VBW:3000.000kHz SWT:Auto Limit Read Ant Cable Preamp Aux APos TPos Freq Level Line Margin Level Factor Loss Factor Factor Remark MHz dBuV/m dBuV/m dB dBuV dB/m dB dB dB cm deg 1 5854.96 51.38 110.89 -59.51 40.06 33.92 10.26 32.86 0.00 100 337 Peak 2 5872.95 52.97 105.77 -52.80 41.54 33.99 10.31 32.87 0.00 100 337 Peak 3 5924.43 50.56 68.62 -18.06 38.82 34.15 10.48 32.89 0.00 100 337 Peak 4 5934.00 52.06 68.20 -16.14 40.27 34.17 10.51 32.89 0.00 100 337 Peak	Blank

Mode	79	
	Harmonic	
	U-NII-3_5.725-5.85_802.11n HT20_CH157_5785MHz	
ANT	3+4	
Pol.	Horizontal	Vertical
Peak Avg	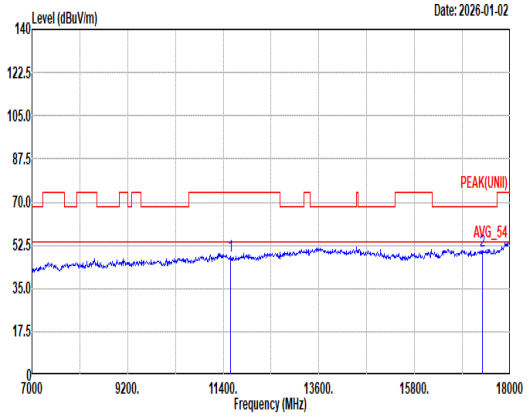 Site : 03CH11-HY Condition: PEAK(UNII) 3m 9120D_01620_250915 HORIZONTAL Freq Level Limit Line Margin Read Level Ant Factor Cable Loss Preamp Factor Aux Factor APos TPos Remark MHz dBuV/m dBuV/m dB dBuV dB/m dB dB dB cm deg 1 11570.00 47.92 74.00 -26.08 57.28 38.72 17.55 66.07 0.44 -- -- Peak 2 17355.00 50.42 68.20 -17.78 55.96 38.42 21.65 66.08 0.47 -- -- Peak	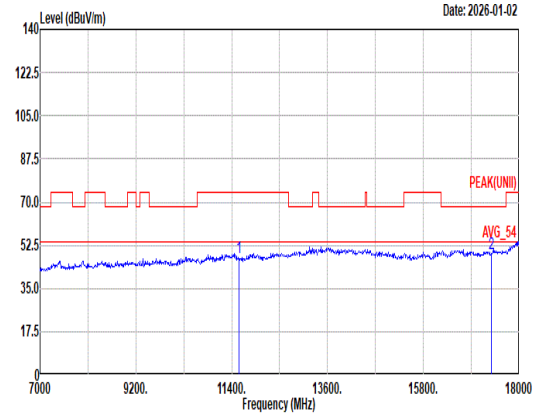 Site : 03CH11-HY Condition: PEAK(UNII) 3m 9120D_01620_250915 VERTICAL Freq Level Limit Line Margin Read Level Ant Factor Cable Loss Preamp Factor Aux Factor APos TPos Remark MHz dBuV/m dBuV/m dB dBuV dB/m dB dB dB cm deg 1 11570.00 47.54 74.00 -26.46 56.90 38.72 17.55 66.07 0.44 -- -- Peak 2 17355.00 49.39 68.20 -18.81 54.93 38.42 21.65 66.08 0.47 -- -- Peak

Mode	79	
	Harmonic	
	U-NII-3_5.725-5.85_802.11n HT20_CH157_5785MHz	
ANT	3+4	
Pol.	Horizontal	Vertical
14.47G ~14.5G Avg	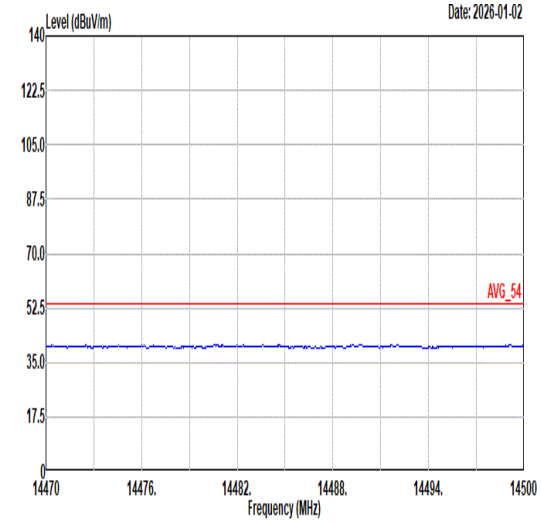 Site : 03CH11-HY Condition: AVG_54 3m 9120D_01620_250915 HORIZONTAL	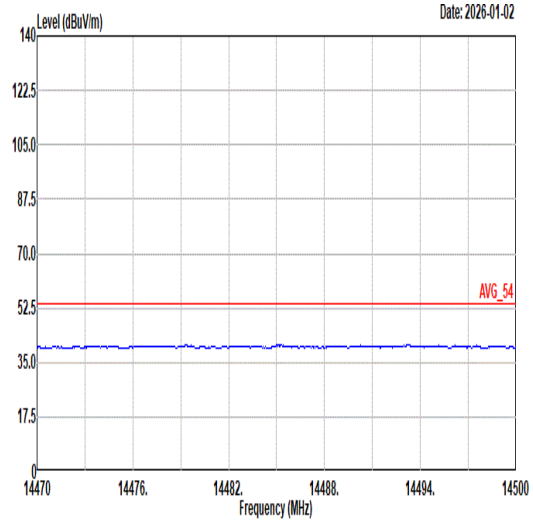 Site : 03CH11-HY Condition: AVG_54 3m 9120D_01620_250915 VERTICAL
17.7G ~18G Avg	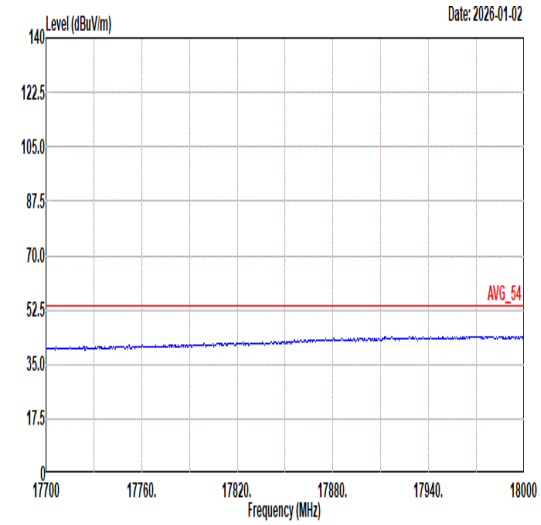 Site : 03CH11-HY Condition: AVG_54 3m 9120D_01620_250915 HORIZONTAL	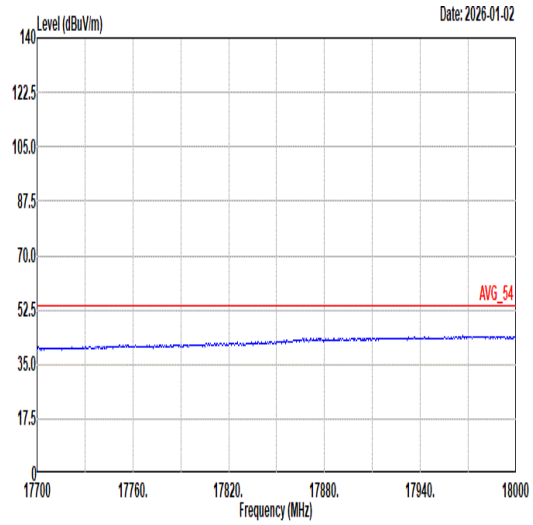 Site : 03CH11-HY Condition: AVG_54 3m 9120D_01620_250915 VERTICAL

Mode	80
	Band Edge
	U-NII-3_5.725-5.85_802.11n HT20_CH165_5825MHz
ANT	3+4

Pol.	Horizontal	Fundamental
Peak	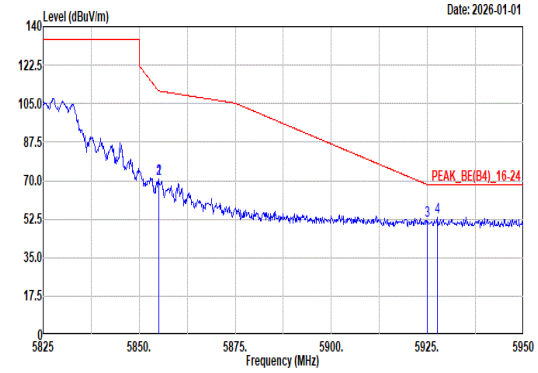 Site : 03CH11-HY Condition: PEAK_BE(B4)_16-24 3m 9120D_01620_250915 HORIZONTAL : RBW:1000.000kHz VBW:3000.000kHz SWT:Auto Freq Level Limit Line Margin Read Level Ant Factor Cable Loss Preamp Factor Aux Factor APos TPos Remark MHz dBuV/m dBuV/m dB dBuV dB/m dB dB dB cm deg 1 5855.00 71.02 110.80 -39.78 59.70 33.92 10.26 32.86 0.00 200 68 Peak 2 5855.00 71.02 110.80 -39.78 59.70 33.92 10.26 32.86 0.00 200 68 Peak 3 5924.88 51.93 68.29 -16.36 40.19 34.15 10.48 32.89 0.00 200 68 Peak 4 5927.50 53.47 68.20 -14.73 41.72 34.15 10.49 32.89 0.00 200 68 Peak	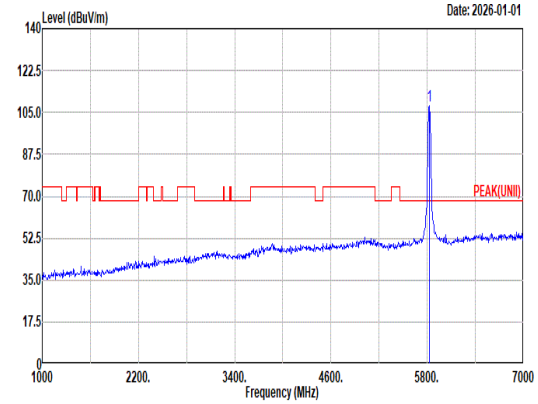 Site : 03CH11-HY Condition: PEAK(UNII) 3m 9120D_01620_250915 HORIZONTAL : RBW:1000.000kHz VBW:3000.000kHz SWT:Auto Freq Level Limit Line Margin Read Level Ant Factor Cable Loss Preamp Factor Aux Factor APos TPos Remark MHz dBuV/m dBuV/m dB dBuV dB/m dB dB dB cm deg 1 5825.00 107.91 ------ ------ 96.70 33.90 10.16 32.85 0.00 200 68 Peak
Avg	Blank	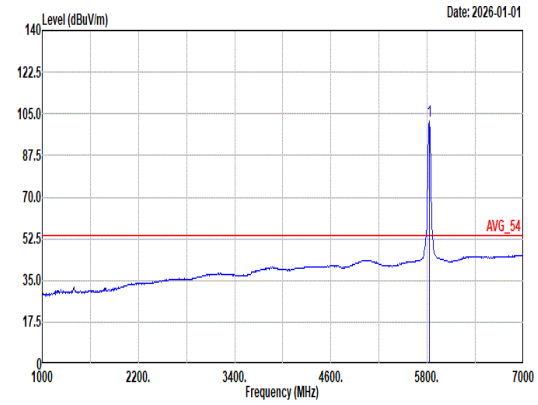 Site : 03CH11-HY Condition: AVG_54 3m 9120D_01620_250915 HORIZONTAL : RBW:1000.000kHz VBW:0.010kHz SWT:Auto Freq Level Limit Line Margin Read Level Ant Factor Cable Loss Preamp Factor Aux Factor APos TPos Remark MHz dBuV/m dBuV/m dB dBuV dB/m dB dB dB cm deg 1 5825.00 101.71 ------ ------ 90.50 33.90 10.16 32.85 0.00 200 68 Average

Mode	80	
	Band Edge	
	U-NII-3_5.725-5.85_802.11n HT20_CH165_5825MHz	
ANT	3+4	
Pol.	Vertical	Fundamental
Peak	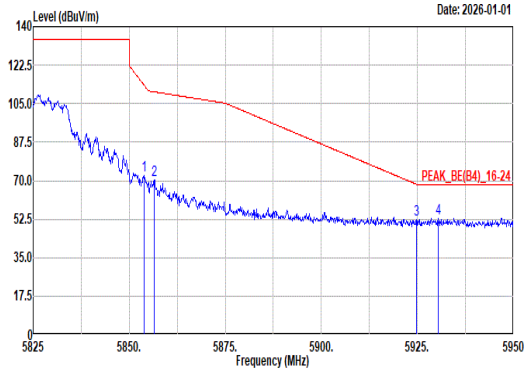 Site : 03CH11-HY Condition: PEAK_BE(B4)_16-24 3m 9120D_01620_250915 VERTICAL : RBW:1000.000kHz VBW:3000.000kHz SWT:Auto Freq Level Limit Line Margin Read Level Ant Factor Cable Loss Preamp Factor Aux Factor APos TPos Remark MHz dBuV/m dBuV/m dB dBuV dB/m dB dB dB cm deg 1 5853.88 72.25 113.36 -41.11 60.94 33.92 10.25 32.86 0.00 100 5 Peak 2 5856.50 70.24 110.38 -40.14 58.92 33.93 10.26 32.87 0.00 100 5 Peak 3 5924.75 52.46 68.38 -15.92 40.72 34.15 10.48 32.89 0.00 100 5 Peak 4 5930.38 52.81 68.20 -15.39 41.04 34.16 10.50 32.89 0.00 100 5 Peak	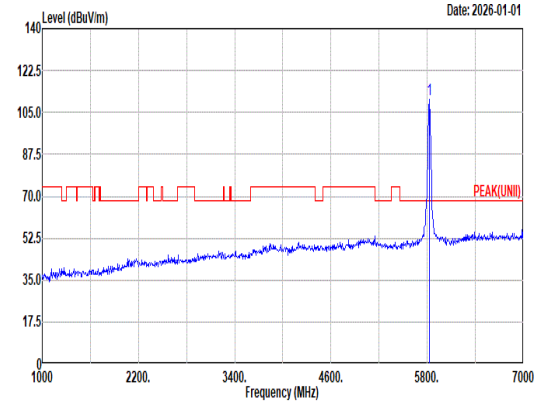 Site : 03CH11-HY Condition: PEAK(UNII) 3m 9120D_01620_250915 VERTICAL : RBW:1000.000kHz VBW:3000.000kHz SWT:Auto Freq Level Limit Line Margin Read Level Ant Factor Cable Loss Preamp Factor Aux Factor APos TPos Remark MHz dBuV/m dBuV/m dB dBuV dB/m dB dB dB cm deg 1 5825.00 110.22 ------ ------ 99.01 33.90 10.16 32.85 0.00 100 5 Peak
Avg	Blank	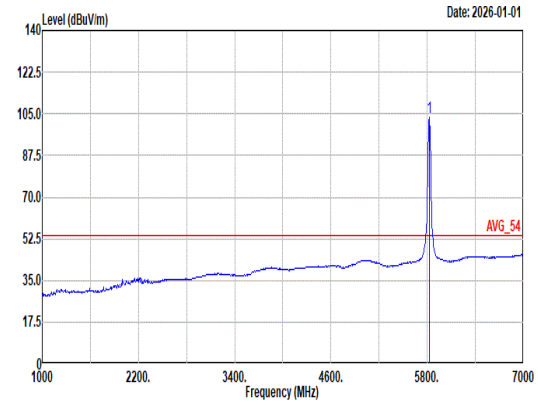 Site : 03CH11-HY Condition: AVG_54 3m 9120D_01620_250915 VERTICAL : RBW:1000.000kHz VBW:0.010kHz SWT:Auto Freq Level Limit Line Margin Read Level Ant Factor Cable Loss Preamp Factor Aux Factor APos TPos Remark MHz dBuV/m dBuV/m dB dBuV dB/m dB dB dB cm deg 1 5825.00 103.61 ------ ------ 92.40 33.90 10.16 32.85 0.00 100 5 Average

Mode	80	
	Harmonic	
	U-NII-3_5.725-5.85_802.11n HT20_CH165_5825MHz	
ANT	3+4	
Pol.	Horizontal	Vertical
Peak Avg	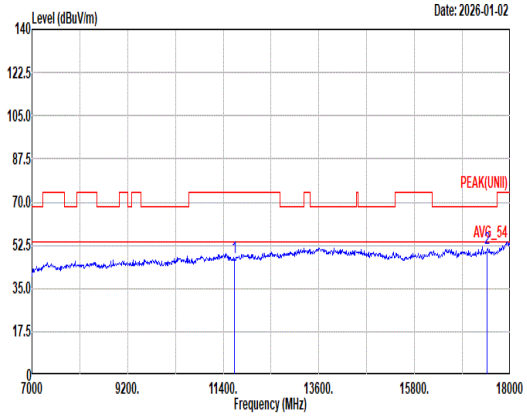 Site : 03CH11-HY Condition: PEAK(UNII) 3m 9120D_01620_250915 HORIZONTAL Freq Level Limit Line Margin Read Level Ant Factor Cable Loss Preamp Factor Aux Factor APos TPos Remark MHz dBuV/m dBuV/m dB dBuV dB/m dB dB dB cm deg 1 11650.00 47.40 74.00 -26.60 56.87 38.50 17.62 66.04 0.45 -- -- Peak 2 17475.00 51.33 68.20 -16.87 56.74 38.55 21.73 66.18 0.49 -- -- Peak	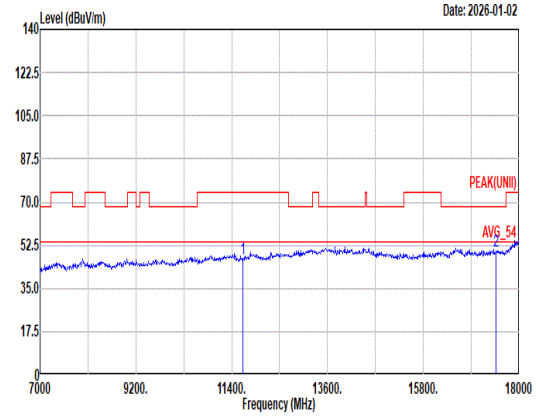 Site : 03CH11-HY Condition: PEAK(UNII) 3m 9120D_01620_250915 VERTICAL Freq Level Limit Line Margin Read Level Ant Factor Cable Loss Preamp Factor Aux Factor APos TPos Remark MHz dBuV/m dBuV/m dB dBuV dB/m dB dB dB cm deg 1 11650.00 47.12 74.00 -26.88 56.59 38.50 17.62 66.04 0.45 -- -- Peak 2 17475.00 50.00 68.20 -18.20 55.41 38.55 21.73 66.18 0.49 -- -- Peak

Mode	80	
	Harmonic	
	U-NII-3_5.725-5.85_802.11n HT20_CH165_5825MHz	
ANT	3+4	
Pol.	Horizontal	Vertical
14.47G ~14.5G Avg	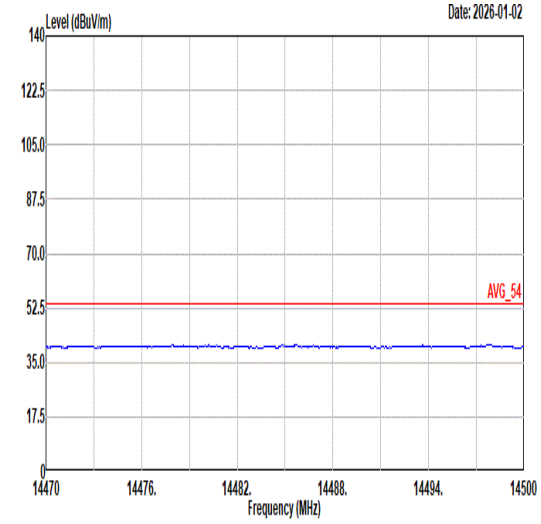 Site : 03CH11-HY Condition: AVG_54 3m 9120D_01620_250915 HORIZONTAL	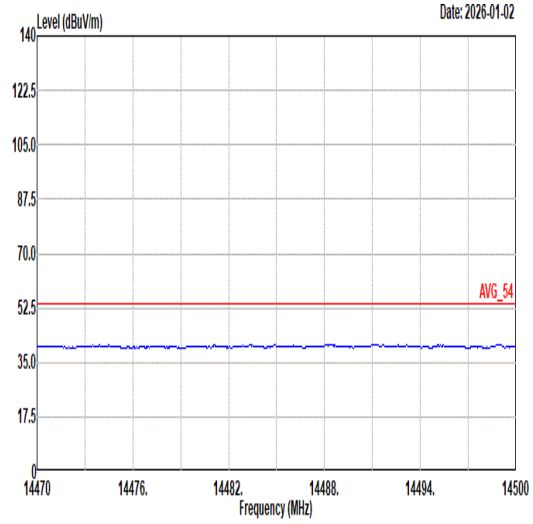 Site : 03CH11-HY Condition: AVG_54 3m 9120D_01620_250915 VERTICAL
17.7G ~18G Avg	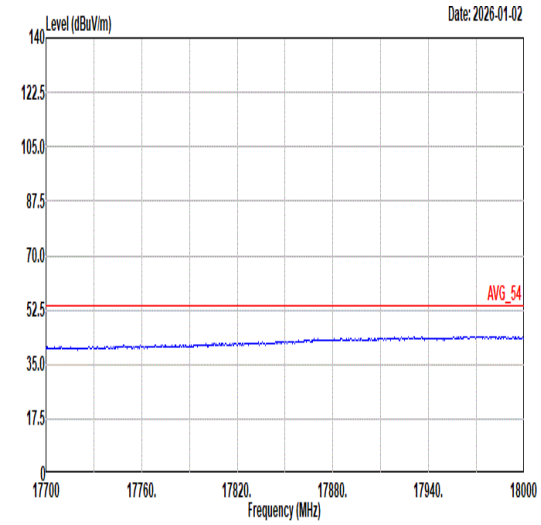 Site : 03CH11-HY Condition: AVG_54 3m 9120D_01620_250915 HORIZONTAL	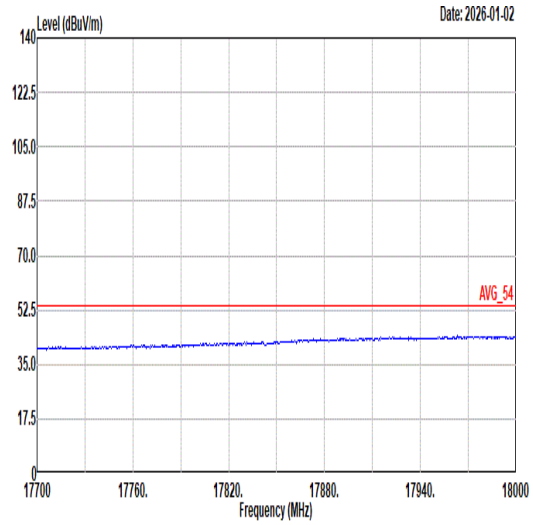 Site : 03CH11-HY Condition: AVG_54 3m 9120D_01620_250915 VERTICAL

Mode	81
	Band Edge - L
	U-NII-3_5.725-5.85_802.11n HT40_CH151_5755MHz
ANT	3+4

Pol.	Horizontal	Fundamental
Peak	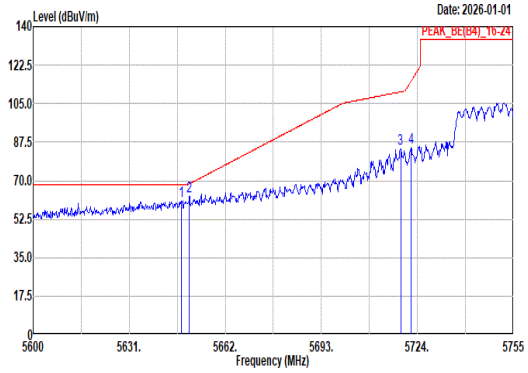 Site : 03CH11-HY Condition: PEAK_BE(B4)_16-24 3m 9120D_01620_250915 HORIZONTAL : RBW:1000.000kHz VBW:3000.000kHz SWT:Auto Freq Level Limit Line Margin Read Level Ant Factor Cable Loss Preamp Factor Aux Factor APos TPos Remark MHz dBuV/m dBuV/m dB dBuV dB/m dB dB dB cm deg 1 5647.74 60.88 68.20 -7.32 50.34 32.99 10.34 32.79 0.00 124 360 Peak 2 5650.38 62.71 68.48 -5.77 52.17 33.00 10.33 32.79 0.00 124 360 Peak 3 5718.58 84.62 110.40 -25.78 73.74 33.47 10.22 32.81 0.00 124 360 Peak 4 5721.99 85.07 115.33 -30.26 74.18 33.49 10.21 32.81 0.00 124 360 Peak	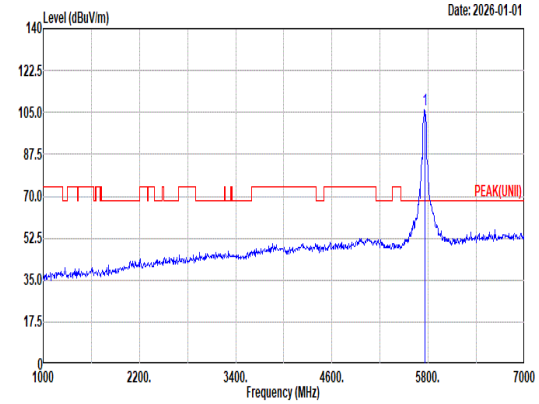 Site : 03CH11-HY Condition: PEAK(UNII) 3m 9120D_01620_250915 HORIZONTAL : RBW:1000.000kHz VBW:3000.000kHz SWT:Auto Freq Level Limit Line Margin Read Level Ant Factor Cable Loss Preamp Factor Aux Factor APos TPos Remark MHz dBuV/m dBuV/m dB dBuV dB/m dB dB dB cm deg 1 5755.00 106.06 ------ ------ 95.12 33.61 10.16 32.83 0.00 124 360 Peak
Avg	Blank	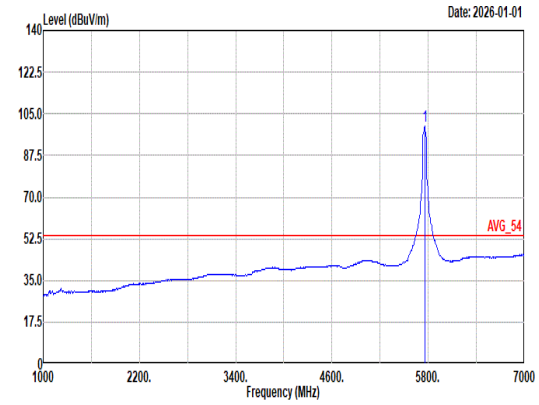 Site : 03CH11-HY Condition: AVG_54 3m 9120D_01620_250915 HORIZONTAL : RBW:1000.000kHz VBW:0.010kHz SWT:Auto Freq Level Limit Line Margin Read Level Ant Factor Cable Loss Preamp Factor Aux Factor APos TPos Remark MHz dBuV/m dBuV/m dB dBuV dB/m dB dB dB cm deg 1 5755.00 99.65 ------ ------ 88.68 33.65 10.15 32.83 0.00 124 360 Average

Mode	81	
	Band Edge - R	
	U-NII-3_5.725-5.85_802.11n HT40_CH151_5755MHz	
ANT	3+4	
Pol.	Horizontal	Fundamental
Peak	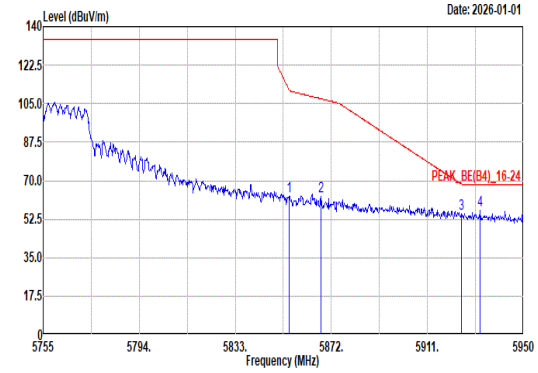 Site : 03CH11-HY Condition: PEAK_BE(B4)_16-24 3m 9120D_01620_250915 HORIZONTAL : RBW:1000.000kHz VBW:3000.000kHz SWT:Auto Limit Read Ant Cable Preamp Aux APos TPos Freq Level Line Margin Level Factor Loss Factor Factor Remark MHz dBuV/m dBuV/m dB dBuV dB/m dB dB dB cm deg 1 5854.84 63.06 111.16 -48.10 51.74 33.92 10.26 32.86 0.00 124 360 Peak 2 5867.71 63.07 107.24 -44.17 51.67 33.97 10.30 32.87 0.00 124 360 Peak 3 5924.85 54.88 68.31 -13.43 43.14 34.15 10.48 32.89 0.00 124 360 Peak 4 5932.45 56.39 68.20 -11.81 44.62 34.16 10.50 32.89 0.00 124 360 Peak	Blank

Mode	81
	Band Edge - L
	U-NII-3_5.725-5.85_802.11n HT40_CH151_5755MHz
ANT	3+4

Pol.	Vertical	Fundamental
Peak	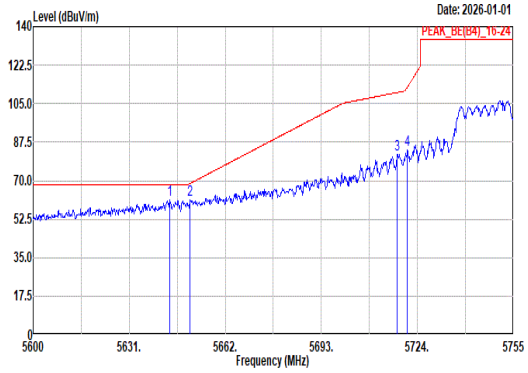 Site : 03CH11-HY Condition: PEAK_BE(B4)_16-24 3m 9120D_01620_250915 VERTICAL : RBW:1000.000kHz VBW:3000.000kHz SWT:Auto Freq Level Limit Line Margin Read Level Ant Factor Cable Loss Preamp Factor Aux Factor APos TPos Remark MHz dBuV/m dBuV/m dB dBuV dB/m dB dB dB cm deg 1 5644.18 61.48 68.20 -6.72 50.95 32.97 10.34 32.78 0.00 100 17 Peak 2 5650.69 61.08 68.71 -7.63 50.53 33.01 10.33 32.79 0.00 100 17 Peak 3 5717.49 81.96 110.10 -28.14 71.08 33.47 10.22 32.81 0.00 100 17 Peak 4 5720.75 83.80 112.50 -28.70 72.92 33.48 10.21 32.81 0.00 100 17 Peak	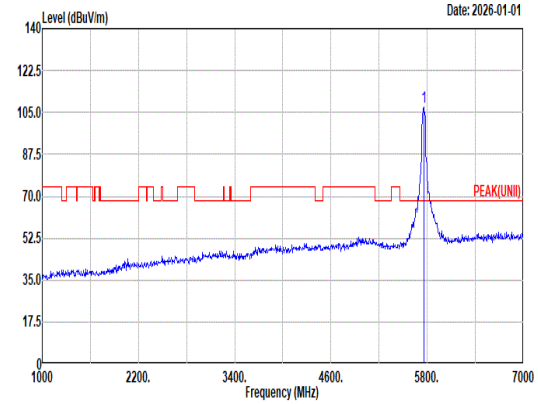 Site : 03CH11-HY Condition: PEAK(UNII) 3m 9120D_01620_250915 VERTICAL : RBW:1000.000kHz VBW:3000.000kHz SWT:Auto Freq Level Limit Line Margin Read Level Ant Factor Cable Loss Preamp Factor Aux Factor APos TPos Remark MHz dBuV/m dBuV/m dB dBuV dB/m dB dB dB cm deg 1 5755.00 107.19 ------ ------ 96.22 33.65 10.15 32.83 0.00 100 17 Peak
Avg	Blank	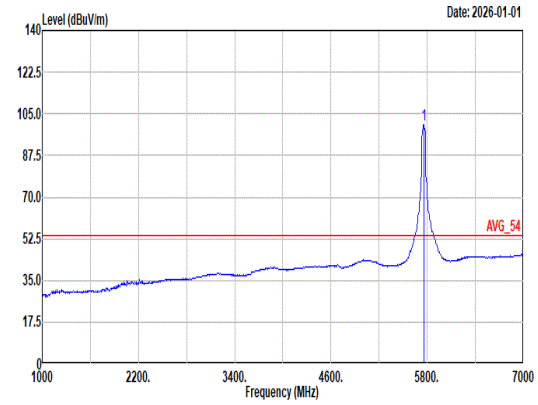 Site : 03CH11-HY Condition: AVG_54 3m 9120D_01620_250915 VERTICAL : RBW:1000.000kHz VBW:0.010kHz SWT:Auto Freq Level Limit Line Margin Read Level Ant Factor Cable Loss Preamp Factor Aux Factor APos TPos Remark MHz dBuV/m dBuV/m dB dBuV dB/m dB dB dB cm deg 1 5755.00 100.49 ------ ------ 89.55 33.61 10.16 32.83 0.00 100 17 Average

Mode	81	
	Band Edge - R	
	U-NII-3_5.725-5.85_802.11n HT40_CH151_5755MHz	
ANT	3+4	
Pol.	Vertical	Fundamental
Peak	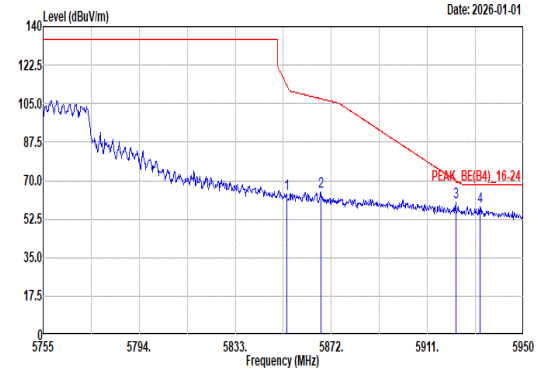 Site : 03CH11-HY Condition: PEAK_BE(B4)_16-24 3m 9120D_01620_250915 VERTICAL : RBW:1000.000kHz VBW:3000.000kHz SWT:Auto Limit Read Ant Cable Preamp Aux APos TPos Freq Level Line Margin Level Factor Loss Factor Factor Remark MHz dBuV/m dBuV/m dB dBuV dB/m dB dB dB cm deg 1 5853.87 63.91 113.39 -49.48 52.60 33.92 10.25 32.86 0.00 100 17 Peak 2 5867.71 65.19 107.24 -42.05 53.79 33.97 10.30 32.87 0.00 100 17 Peak 3 5922.51 60.24 70.04 -9.80 48.51 34.15 10.47 32.89 0.00 100 17 Peak 4 5932.26 58.09 68.20 -10.11 46.32 34.16 10.50 32.89 0.00 100 17 Peak	Blank

Mode	81	
	Harmonic	
	U-NII-3_5.725-5.85_802.11n HT40_CH151_5755MHz	
ANT	3+4	
Pol.	Horizontal	Vertical
Peak Avg	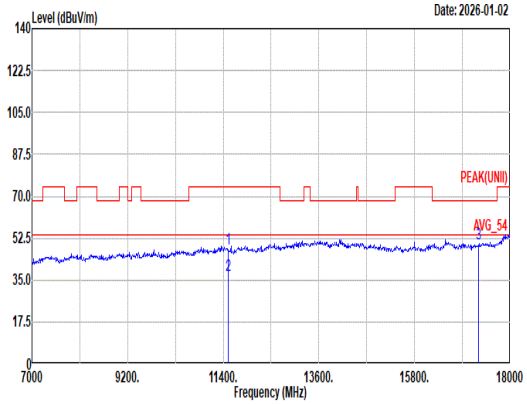 Site : 03CH11-HY Condition: PEAK(UNII) 3m 9120D_01620_250915 HORIZONTAL Freq Level Limit Line Margin Read Level Ant Factor Cable Loss Preamp Factor Aux Factor APos TPos Remark MHz dBuV/m dBuV/m dB dBuV dB/m dB dB dB cm deg 1 11510.00 48.34 74.00 -25.66 57.64 38.88 17.49 66.10 0.43 -- -- Peak 2 11510.00 37.20 54.00 -16.80 46.50 38.88 17.49 66.10 0.43 -- -- Average 3 17265.00 50.00 68.20 -18.20 55.65 38.30 21.60 66.01 0.46 -- -- Peak	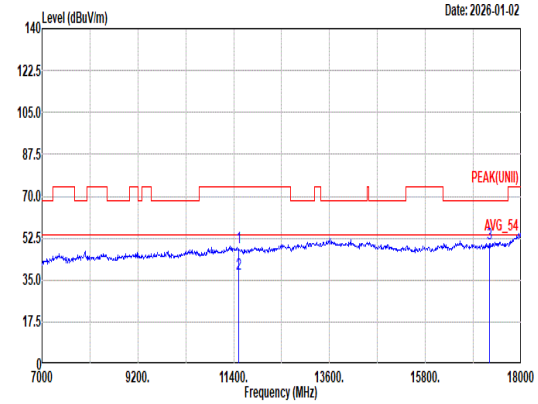 Site : 03CH11-HY Condition: PEAK(UNII) 3m 9120D_01620_250915 VERTICAL Freq Level Limit Line Margin Read Level Ant Factor Cable Loss Preamp Factor Aux Factor APos TPos Remark MHz dBuV/m dBuV/m dB dBuV dB/m dB dB dB cm deg 1 11510.00 48.47 74.00 -25.53 57.77 38.88 17.49 66.10 0.43 -- -- Peak 2 11510.00 37.39 54.00 -16.61 46.69 38.88 17.49 66.10 0.43 -- -- Average 3 17265.00 50.37 68.20 -17.83 56.02 38.30 21.60 66.01 0.46 -- -- Peak

Mode	81	
	Harmonic	
	U-NII-3_5.725-5.85_802.11n HT40_CH151_5755MHz	
ANT	3+4	
Pol.	Horizontal	Vertical
14.47G ~14.5G Avg	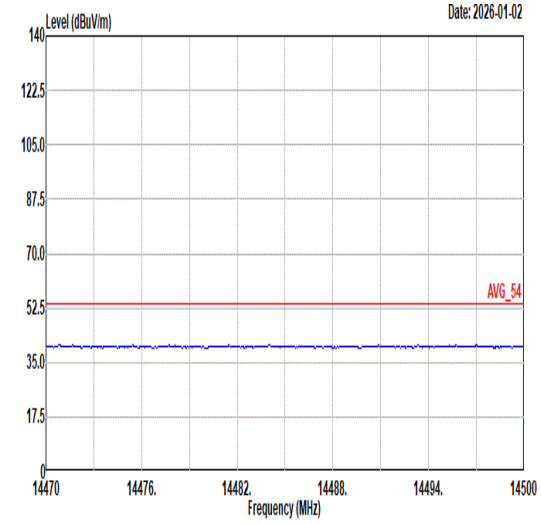 Site : 03CH11-HY Condition: AVG_54 3m 9120D_01620_250915 HORIZONTAL	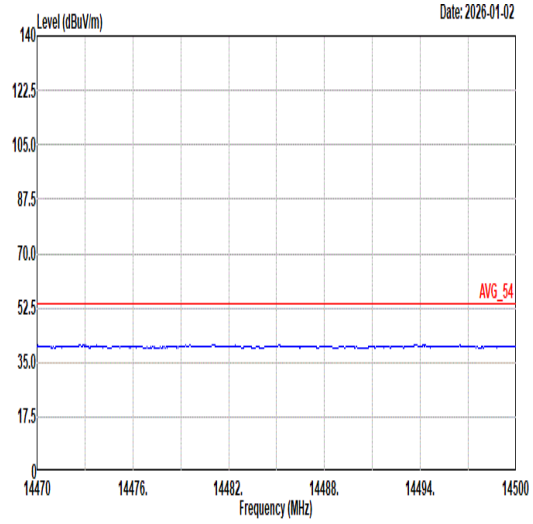 Site : 03CH11-HY Condition: AVG_54 3m 9120D_01620_250915 VERTICAL
17.7G ~18G Avg	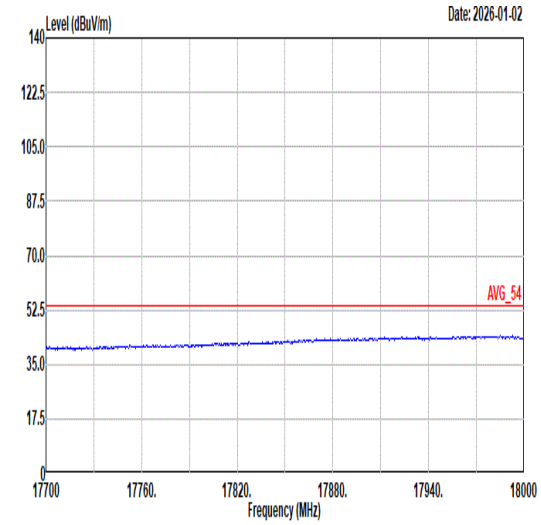 Site : 03CH11-HY Condition: AVG_54 3m 9120D_01620_250915 HORIZONTAL	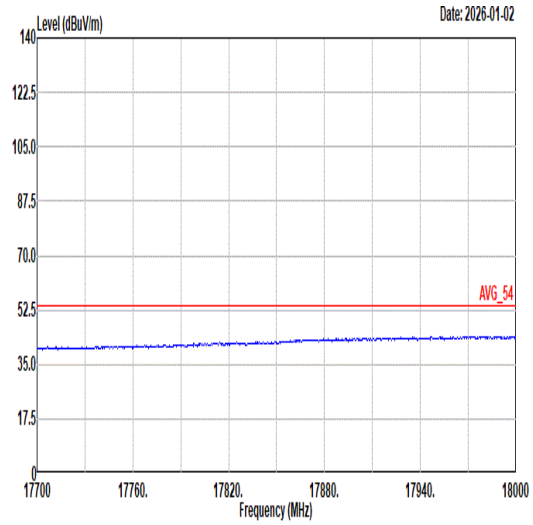 Site : 03CH11-HY Condition: AVG_54 3m 9120D_01620_250915 VERTICAL

Mode	82
	Band Edge - L
	U-NII-3_5.725-5.85_802.11n HT40_CH159_5795MHz
ANT	3+4

Pol.	Horizontal	Fundamental
Peak	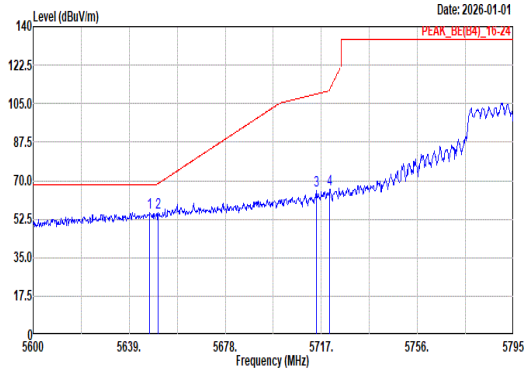 Site : 03CH11-HY Condition: PEAK_BE(B4)_16-24 3m 9120D_01620_250915 HORIZONTAL : RBW:1000.000kHz VBW:3000.000kHz SWT:Auto Freq Level Limit Line Margin Read Level Ant Factor Cable Loss Preamp Factor Aux Factor APos TPos Remark MHz dBuV/m dBuV/m dB dBuV dB/m dB dB dB cm deg 1 5647.39 55.45 68.20 -12.75 44.92 32.98 10.34 32.79 0.00 200 67 Peak 2 5650.70 55.27 68.72 -13.45 44.72 33.01 10.33 32.79 0.00 200 67 Peak 3 5714.86 65.69 109.36 -43.67 54.82 33.46 10.22 32.81 0.00 200 67 Peak 4 5720.32 66.16 111.52 -45.36 55.27 33.48 10.22 32.81 0.00 200 67 Peak	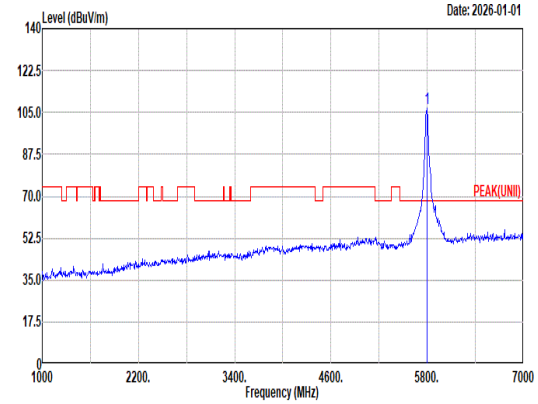 Site : 03CH11-HY Condition: PEAK(UNII) 3m 9120D_01620_250915 HORIZONTAL : RBW:1000.000kHz VBW:3000.000kHz SWT:Auto Freq Level Limit Line Margin Read Level Ant Factor Cable Loss Preamp Factor Aux Factor APos TPos Remark MHz dBuV/m dBuV/m dB dBuV dB/m dB dB dB cm deg 1 5795.00 106.98 ------ ------ 95.87 33.86 10.09 32.84 0.00 200 67 Peak
Avg	Blank	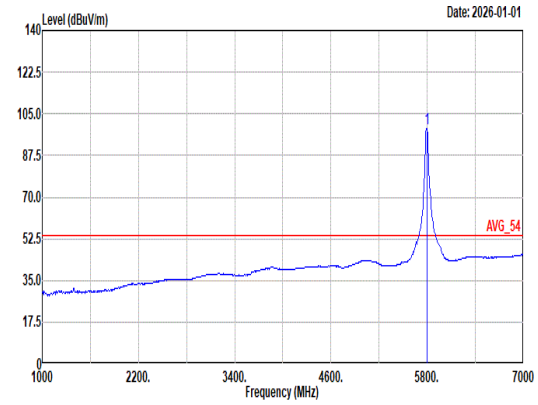 Site : 03CH11-HY Condition: AVG_54 3m 9120D_01620_250915 HORIZONTAL : RBW:1000.000kHz VBW:0.010kHz SWT:Auto Freq Level Limit Line Margin Read Level Ant Factor Cable Loss Preamp Factor Aux Factor APos TPos Remark MHz dBuV/m dBuV/m dB dBuV dB/m dB dB dB cm deg 1 5795.00 98.84 ------ ------ 87.75 33.83 10.10 32.84 0.00 200 67 Average

Mode	82	
	Band Edge - R	
	U-NII-3_5.725-5.85_802.11n HT40_CH159_5795MHz	
ANT	3+4	
Pol.	Horizontal	Fundamental
Peak	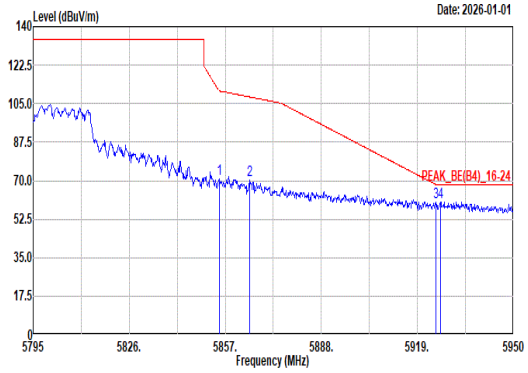 Site : 03CH11-HY Condition: PEAK_BE(B4)_16-24 3m 9120D_01620_250915 HORIZONTAL : RBW:1000.000kHz VBW:3000.000kHz SWT:Auto Limit Read Ant Cable Preamp Aux APos TPos Freq Level Line Margin Level Factor Loss Factor Factor Remark MHz dBuV/m dBuV/m dB dBuV dB/m dB dB dB cm deg 1 5854.99 70.96 110.83 -39.87 59.64 33.92 10.26 32.86 0.00 200 67 Peak 2 5864.91 70.39 108.02 -37.63 59.01 33.96 10.29 32.87 0.00 200 67 Peak 3 5924.89 60.09 68.28 -8.19 48.35 34.15 10.48 32.89 0.00 200 67 Peak 4 5926.44 60.46 68.20 -7.74 48.72 34.15 10.48 32.89 0.00 200 67 Peak	Blank

Mode	82	
	Band Edge - L	
	U-NII-3_5.725-5.85_802.11n HT40_CH159_5795MHz	
ANT	3+4	
Pol.	Vertical	Fundamental
Peak	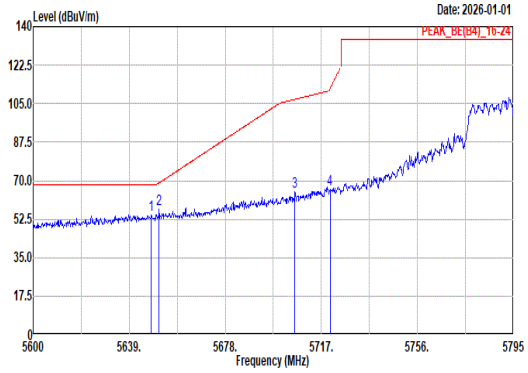 Site : 03CH11-HY Condition: PEAK_BE(B4)_16-24 3m 9120D_01620_250915 VERTICAL : RBW:1000.000kHz VBW:3000.000kHz SWT:Auto Freq Level Limit Line Margin Read Level Ant Factor Cable Loss Preamp Factor Aux Factor APos TPos Remark MHz dBuV/m dBuV/m dB dBuV dB/m dB dB dB cm deg 1 5647.97 54.63 68.20 -13.57 44.09 32.99 10.34 32.79 0.00 120 340 Peak 2 5651.09 57.14 69.01 -11.87 46.59 33.01 10.33 32.79 0.00 120 340 Peak 3 5706.28 65.08 106.96 -41.88 54.22 33.43 10.24 32.81 0.00 120 340 Peak 4 5720.51 66.11 111.96 -45.85 55.22 33.48 10.22 32.81 0.00 120 340 Peak	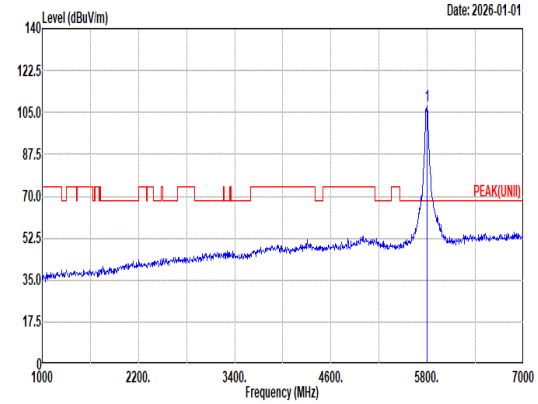 Site : 03CH11-HY Condition: PEAK(UNII) 3m 9120D_01620_250915 VERTICAL : RBW:1000.000kHz VBW:3000.000kHz SWT:Auto Freq Level Limit Line Margin Read Level Ant Factor Cable Loss Preamp Factor Aux Factor APos TPos Remark MHz dBuV/m dBuV/m dB dBuV dB/m dB dB dB cm deg 1 5795.00 107.74 ------ ------ 96.63 33.86 10.09 32.84 0.00 120 340 Peak
Avg	Blank	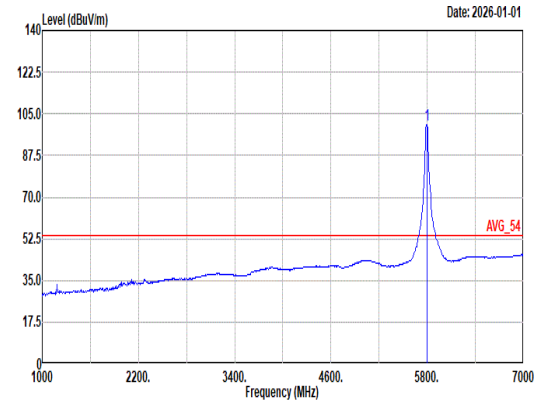 Site : 03CH11-HY Condition: AVG_54 3m 9120D_01620_250915 VERTICAL : RBW:1000.000kHz VBW:0.010kHz SWT:Auto Freq Level Limit Line Margin Read Level Ant Factor Cable Loss Preamp Factor Aux Factor APos TPos Remark MHz dBuV/m dBuV/m dB dBuV dB/m dB dB dB cm deg 1 5795.00 100.60 ------ ------ 89.51 33.83 10.10 32.84 0.00 120 340 Average

Mode	82	
	Band Edge - R	
	U-NII-3_5.725-5.85_802.11n HT40_CH159_5795MHz	
ANT	3+4	
Pol.	Vertical	Fundamental
Peak	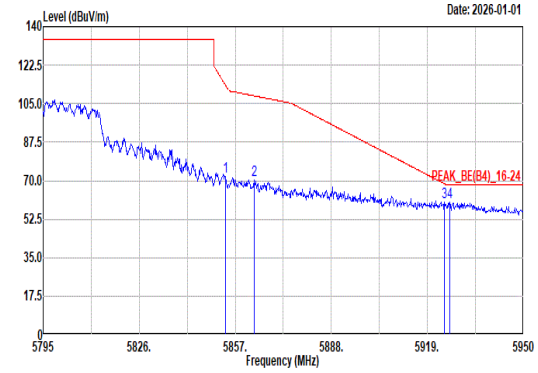 Site : 03CH11-HY Condition: PEAK_BE(B4)_16-24 3m 9120D_01620_250915 VERTICAL : RBW:1000.000kHz VBW:3000.000kHz SWT:Auto Limit Read Ant Cable Preamp Aux APos TPos Freq Level Line Margin Level Factor Loss Factor Factor Remark MHz dBuV/m dBuV/m dB dBuV dB/m dB dB dB cm deg 1 5853.75 71.67 113.66 -41.99 60.37 33.91 10.25 32.86 0.00 120 340 Peak 2 5863.05 70.36 108.55 -38.19 59.00 33.95 10.28 32.87 0.00 120 340 Peak 3 5924.58 60.12 68.51 -8.39 48.38 34.15 10.48 32.89 0.00 120 340 Peak 4 5926.29 59.96 68.20 -8.24 48.22 34.15 10.48 32.89 0.00 120 340 Peak	Blank

Mode	82	
	Harmonic	
	U-NII-3_5.725-5.85_802.11n HT40_CH159_5795MHz	
ANT	3+4	
Pol.	Horizontal	Vertical
Peak Avg	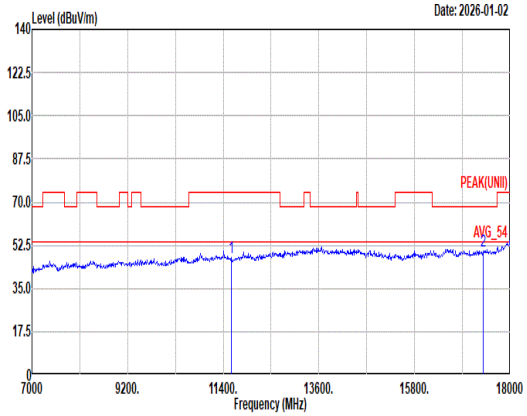 Site : 03CH11-HY Condition: PEAK(UNII) 3m 9120D_01620_250915 HORIZONTAL Freq Level Limit Line Margin Read Level Ant Factor Cable Loss Preamp Factor Aux Factor APos TPos Remark MHz dBuV/m dBuV/m dB dBuV dB/m dB dB dB cm deg 1 11590.00 47.62 74.00 -26.38 57.03 38.64 17.57 66.06 0.44 -- -- Peak 2 17385.00 50.16 68.20 -18.04 55.58 38.54 21.67 66.11 0.48 -- -- Peak	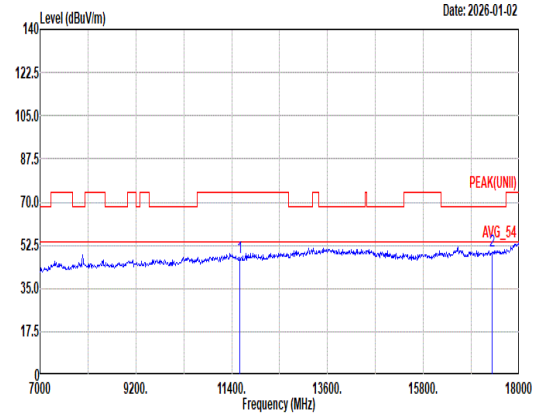 Site : 03CH11-HY Condition: PEAK(UNII) 3m 9120D_01620_250915 VERTICAL Freq Level Limit Line Margin Read Level Ant Factor Cable Loss Preamp Factor Aux Factor APos TPos Remark MHz dBuV/m dBuV/m dB dBuV dB/m dB dB dB cm deg 1 11590.00 47.41 74.00 -26.59 56.82 38.64 17.57 66.06 0.44 -- -- Peak 2 17385.00 50.19 68.20 -18.01 55.61 38.54 21.67 66.11 0.48 -- -- Peak

Mode	82	
	Harmonic	
	U-NII-3_5.725-5.85_802.11n HT40_CH159_5795MHz	
ANT	3+4	
Pol.	Horizontal	Vertical
14.47G ~14.5G Avg	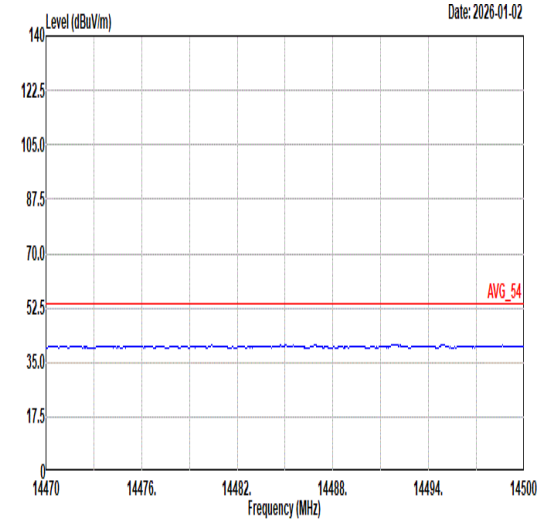 Site : 03CH11-HY Condition: AVG_54 3m 9120D_01620_250915 HORIZONTAL	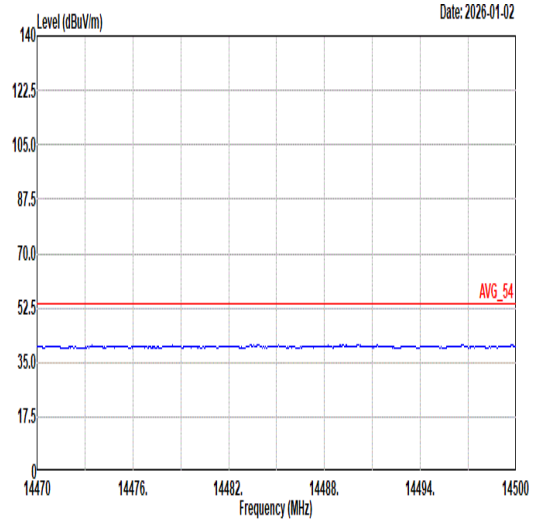 Site : 03CH11-HY Condition: AVG_54 3m 9120D_01620_250915 VERTICAL
17.7G ~18G Avg	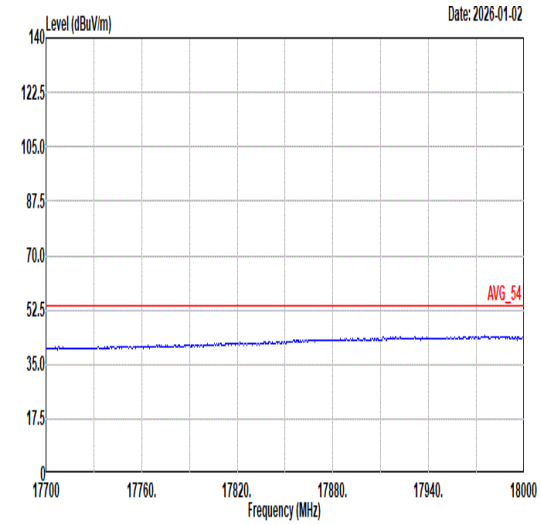 Site : 03CH11-HY Condition: AVG_54 3m 9120D_01620_250915 HORIZONTAL	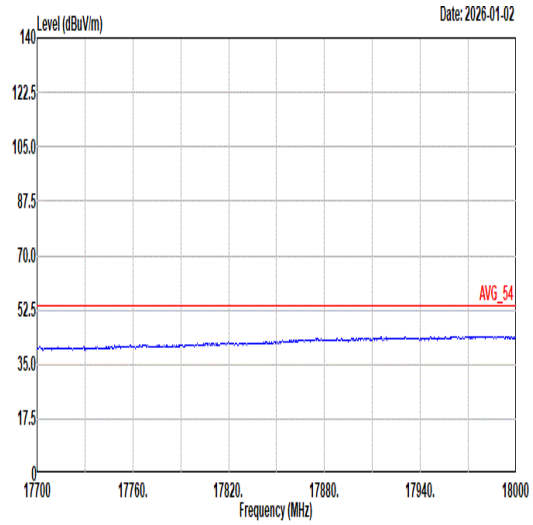 Site : 03CH11-HY Condition: AVG_54 3m 9120D_01620_250915 VERTICAL

Mode	83
	Band Edge - L
	U-NII-3_5.725-5.85_802.11ac VHT80_CH155_5775MHz
ANT	3+4

Pol.	Horizontal	Fundamental
Peak	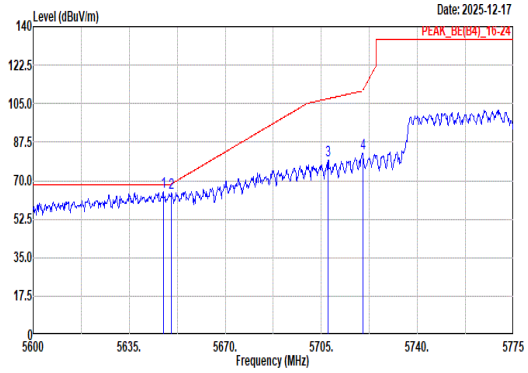 Site : 03CH11-HY Condition: PEAK_BE(B4)_16-24 3m 9120D_01620_250915 HORIZONTAL : RBW:1000.000kHz VBW:3000.000kHz SWT:Auto Freq Level Limit Line Margin Read Level Ant Factor Cable Loss Preamp Factor Aux Factor APos TPos Remark MHz dBuV/m dBuV/m dB dBuV dB/m dB dB dB cm deg 1 5647.43 64.86 68.20 -3.34 54.33 32.98 10.34 32.79 0.00 200 358 Peak 2 5650.40 64.28 68.50 -4.22 53.74 33.00 10.33 32.79 0.00 200 358 Peak 3 5707.45 79.27 107.29 -28.02 68.41 33.43 10.24 32.81 0.00 200 358 Peak 4 5720.05 82.32 110.91 -28.59 71.43 33.48 10.22 32.81 0.00 200 358 Peak	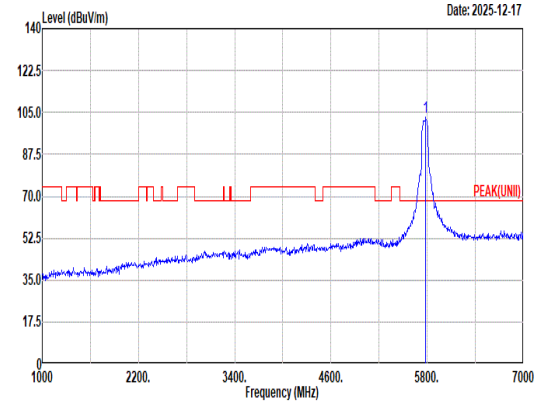 Site : 03CH11-HY Condition: PEAK(UNII) 3m 9120D_01620_250915 HORIZONTAL : RBW:1000.000kHz VBW:3000.000kHz SWT:Auto Freq Level Limit Line Margin Read Level Ant Factor Cable Loss Preamp Factor Aux Factor APos TPos Remark MHz dBuV/m dBuV/m dB dBuV dB/m dB dB dB cm deg 1 5775.00 102.94 ------ ------ 91.88 33.79 10.11 32.84 0.00 200 358 Peak
Avg	Blank	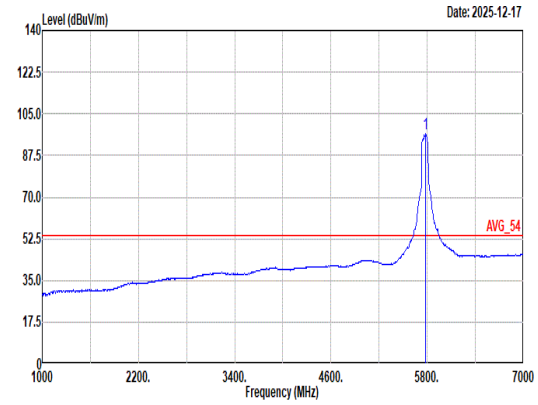 Site : 03CH11-HY Condition: AVG_54 3m 9120D_01620_250915 HORIZONTAL : RBW:1000.000kHz VBW:1.200kHz SWT:Auto Freq Level Limit Line Margin Read Level Ant Factor Cable Loss Preamp Factor Aux Factor APos TPos Remark MHz dBuV/m dBuV/m dB dBuV dB/m dB dB dB cm deg 1 5775.00 96.51 ------ ------ 85.45 33.79 10.11 32.84 0.00 200 358 Average

Mode	83	
	Band Edge - R	
	U-NII-3_5.725-5.85_802.11ac VHT80_CH155_5775MHz	
ANT	3+4	
Pol.	Horizontal	Fundamental
Peak	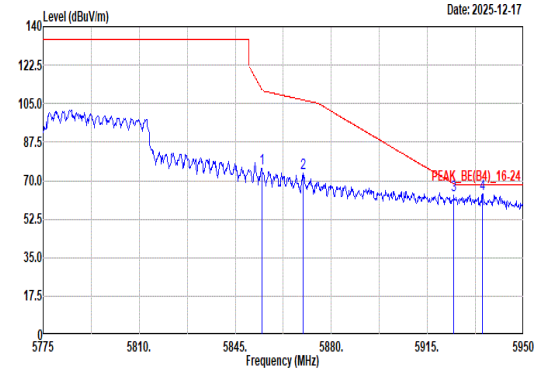 Site : 03CH11-HY Condition: PEAK_BE(B4)_16-24 3m 9120D_01620_250915 HORIZONTAL : RBW:1000.000kHz VBW:3000.000kHz SWT:Auto Limit Read Ant Cable Preamp Aux APos TPos Freq Level Line Margin Level Factor Loss Factor Factor Remark MHz dBuV/m dBuV/m dB dBuV dB/m dB dB dB cm deg 1 5854.63 75.43 111.65 -36.22 64.12 33.92 10.25 32.86 0.00 200 358 Peak 2 5869.68 73.22 106.69 -33.47 61.81 33.98 10.30 32.87 0.00 200 358 Peak 3 5924.63 63.35 68.48 -5.13 51.61 34.15 10.48 32.89 0.00 200 358 Peak 4 5934.95 63.99 68.20 -4.21 52.21 34.17 10.51 32.90 0.00 200 358 Peak	Blank

Mode	83
	Band Edge - L
	U-NII-3_5.725-5.85_802.11ac VHT80_CH155_5775MHz
ANT	3+4

Pol.	Vertical	Fundamental
Peak	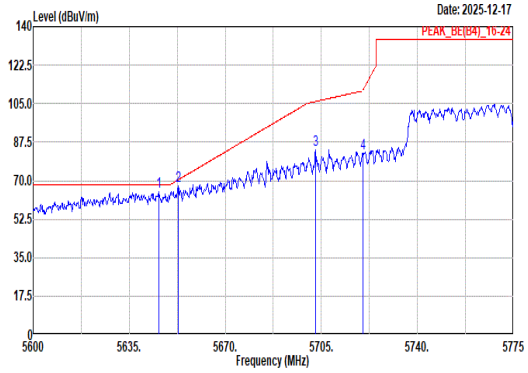 Site : 03CH11-HY Condition: PEAK_BE(B4)_16-24 3m 9120D_01620_250915 VERTICAL : RBW:1000.000kHz VBW:3000.000kHz SWT:Auto Freq Level Limit Line Margin Read Level Ant Factor Cable Loss Preamp Factor Aux Factor APos TPos Remark MHz dBuV/m dBuV/m dB dBuV dB/m dB dB dB cm deg 1 5645.68 64.76 68.20 -3.44 54.24 32.97 10.34 32.79 0.00 100 266 Peak 2 5652.85 67.51 70.32 -2.81 56.95 33.02 10.33 32.79 0.00 100 266 Peak 3 5702.90 84.06 106.01 -21.95 73.21 33.41 10.25 32.81 0.00 100 266 Peak 4 5720.23 82.62 111.31 -28.69 71.73 33.48 10.22 32.81 0.00 100 266 Peak	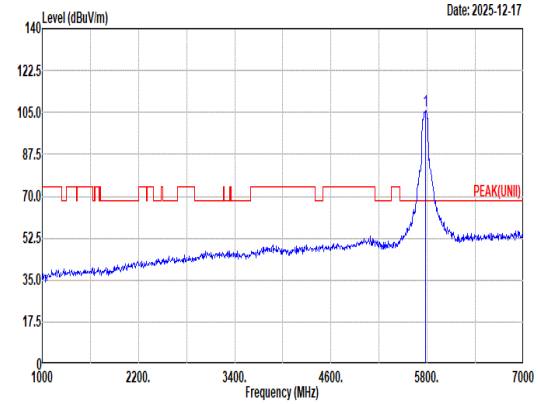 Site : 03CH11-HY Condition: PEAK(UNII) 3m 9120D_01620_250915 VERTICAL : RBW:1000.000kHz VBW:3000.000kHz SWT:Auto Freq Level Limit Line Margin Read Level Ant Factor Cable Loss Preamp Factor Aux Factor APos TPos Remark MHz dBuV/m dBuV/m dB dBuV dB/m dB dB dB cm deg 1 5775.00 105.75 ------ ------ 94.66 33.83 10.10 32.84 0.00 100 266 Peak
Avg	Blank	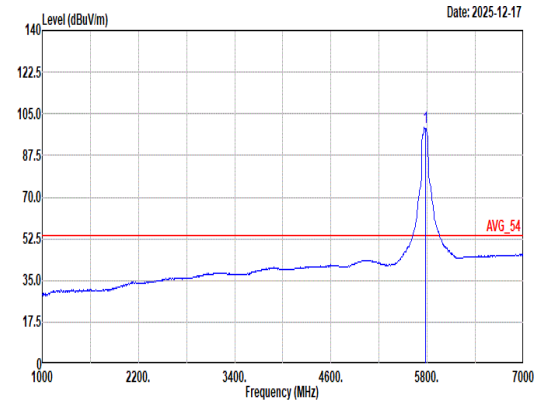 Site : 03CH11-HY Condition: AVG_54 3m 9120D_01620_250915 VERTICAL : RBW:1000.000kHz VBW:1.200kHz SWT:Auto Freq Level Limit Line Margin Read Level Ant Factor Cable Loss Preamp Factor Aux Factor APos TPos Remark MHz dBuV/m dBuV/m dB dBuV dB/m dB dB dB cm deg 1 5775.00 99.11 ------ ------ 88.12 33.68 10.14 32.83 0.00 100 266 Average

Mode	83	
	Band Edge - R	
	U-NII-3_5.725-5.85_802.11ac VHT80_CH155_5775MHz	
ANT	3+4	
Pol.	Vertical	Fundamental
Peak	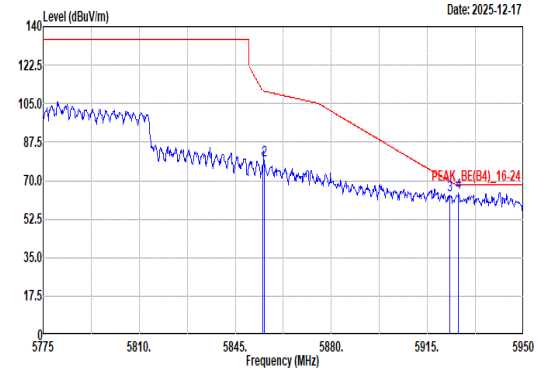 Site : 03CH11-HY Condition: PEAK_BE(B4)_16-24 3m 9120D_01620_250915 VERTICAL : RBW:1000.000kHz VBW:3000.000kHz SWT:Auto Limit Read Ant Cable Preamp Aux APos TPos Freq Level Line Margin Level Factor Loss Factor Factor Remark MHz dBuV/m dBuV/m dB dBuV dB/m dB dB dB cm deg 1 5854.98 77.27 110.86 -33.59 65.95 33.92 10.26 32.86 0.00 100 266 Peak 2 5855.68 79.44 110.61 -31.17 68.13 33.92 10.26 32.87 0.00 100 266 Peak 3 5923.05 63.30 69.64 -6.34 51.57 34.15 10.47 32.89 0.00 100 266 Peak 4 5926.38 64.61 68.20 -3.59 52.87 34.15 10.48 32.89 0.00 100 266 Peak	Blank

Mode	83	
	Harmonic	
	U-NII-3_5.725-5.85_802.11ac VHT80_CH155_5775MHz	
ANT	3+4	
Pol.	Horizontal	Vertical
Peak Avg	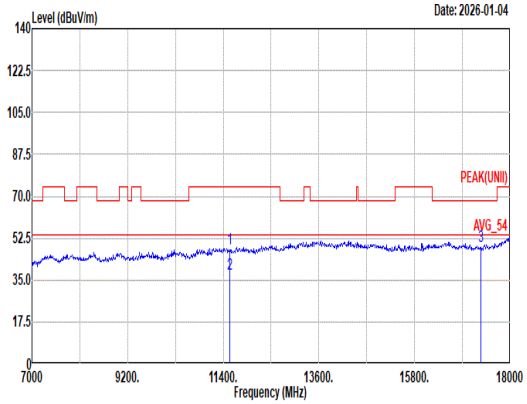 Site : 03CH11-HY Condition: PEAK(UNII) 3m 9120D_01620_250915 HORIZONTAL Freq Level Limit Line Margin Read Level Ant Factor Cable Loss Preamp Factor Aux Factor APos TPos Remark MHz dBuV/m dBuV/m dB dBuV dB/m dB dB dB cm deg 1 11550.00 48.12 74.00 -25.88 57.44 38.80 17.53 66.08 0.43 -- -- Peak 2 11550.00 37.42 54.00 -16.58 46.74 38.80 17.53 66.08 0.43 -- -- Average 3 17325.00 49.36 68.20 -18.84 54.97 38.35 21.63 66.06 0.47 -- -- Peak	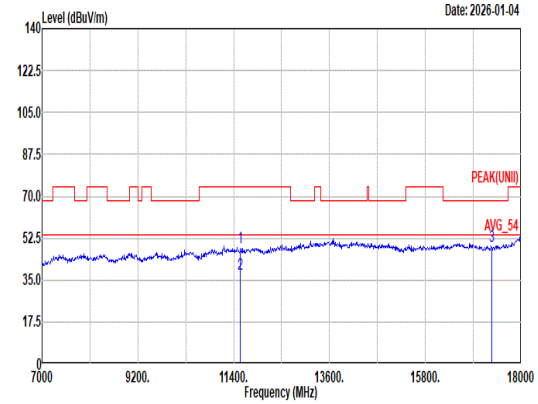 Site : 03CH11-HY Condition: PEAK(UNII) 3m 9120D_01620_250915 VERTICAL Freq Level Limit Line Margin Read Level Ant Factor Cable Loss Preamp Factor Aux Factor APos TPos Remark MHz dBuV/m dBuV/m dB dBuV dB/m dB dB dB cm deg 1 11550.00 48.38 74.00 -25.62 57.70 38.80 17.53 66.08 0.43 -- -- Peak 2 11550.00 37.51 54.00 -16.49 46.83 38.80 17.53 66.08 0.43 -- -- Average 3 17325.00 48.89 68.20 -19.31 54.50 38.35 21.63 66.06 0.47 -- -- Peak

Mode	83	
	Harmonic	
	U-NII-3_5.725-5.85_802.11ac VHT80_CH155_5775MHz	
ANT	3+4	
Pol.	Horizontal	Vertical
14.47G ~14.5G Avg	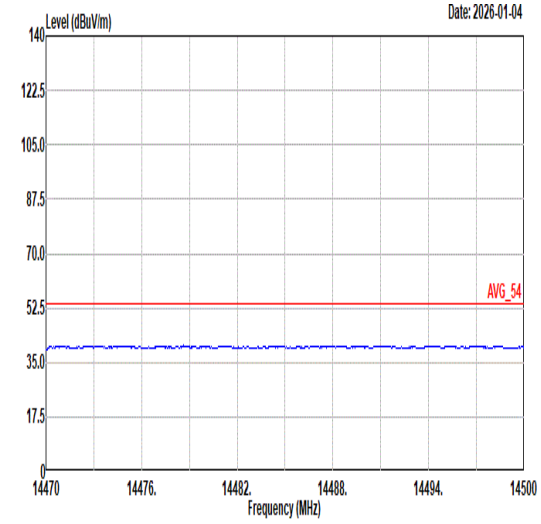 Site : 03CH11-HY Condition: AVG_54 3m 9120D_01620_250915 HORIZONTAL	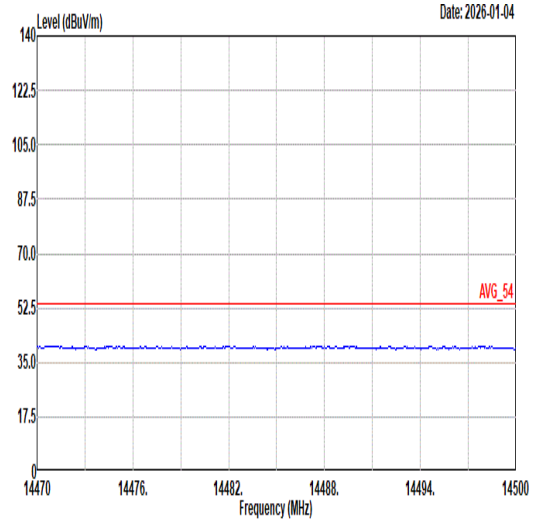 Site : 03CH11-HY Condition: AVG_54 3m 9120D_01620_250915 VERTICAL
17.7G ~18G Avg	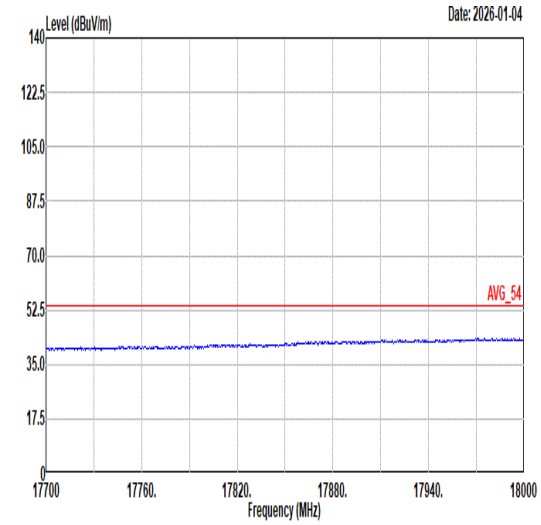 Site : 03CH11-HY Condition: AVG_54 3m 9120D_01620_250915 HORIZONTAL	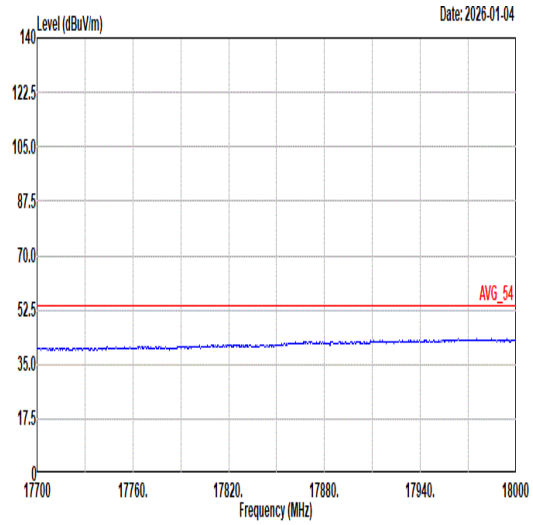 Site : 03CH11-HY Condition: AVG_54 3m 9120D_01620_250915 VERTICAL

Mode	84
	Band Edge
	U-NII-3_5.725-5.85_802.11be EHT20_CH149_Full RU_5745MHz
ANT	3+4

Pol.	Horizontal	Fundamental
Peak	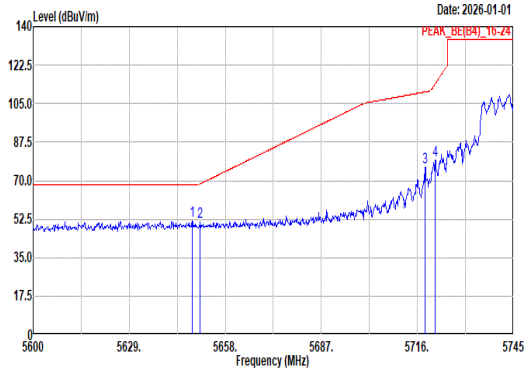 Site : 03CH11-HY Condition: PEAK_BE(B4)_16-24 3m 9120D_01620_250915 HORIZONTAL : RBW:1000.000kHz VBW:3000.000kHz SWT:Auto Freq Level Limit Line Margin Read Level Ant Factor Cable Loss Preamp Factor Aux Factor APos TPos Remark MHz dBuV/m dBuV/m dB dBuV dB/m dB dB dB cm deg 1 5648.00 51.60 68.20 -16.60 41.06 32.99 10.34 32.79 0.00 140 0 Peak 2 5650.46 51.29 68.54 -17.25 40.75 33.00 10.33 32.79 0.00 140 0 Peak 3 5718.32 76.05 110.33 -34.28 65.17 33.47 10.22 32.81 0.00 140 0 Peak 4 5721.37 79.19 113.91 -34.72 68.30 33.49 10.21 32.81 0.00 140 0 Peak	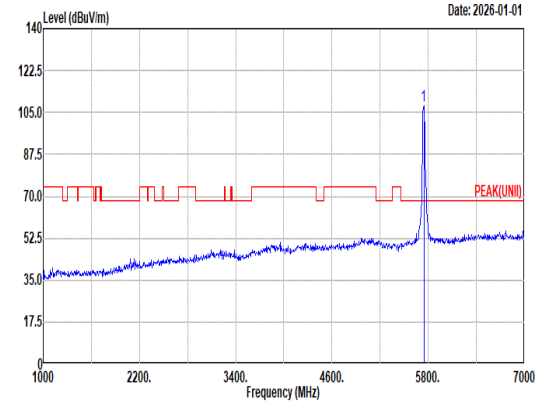 Site : 03CH11-HY Condition: PEAK(UNII) 3m 9120D_01620_250915 HORIZONTAL : RBW:1000.000kHz VBW:3000.000kHz SWT:Auto Freq Level Limit Line Margin Read Level Ant Factor Cable Loss Preamp Factor Aux Factor APos TPos Remark MHz dBuV/m dBuV/m dB dBuV dB/m dB dB dB cm deg 1 5745.00 108.02 ------ ------ 97.09 33.58 10.17 32.82 0.00 140 0 Peak
Avg	Blank	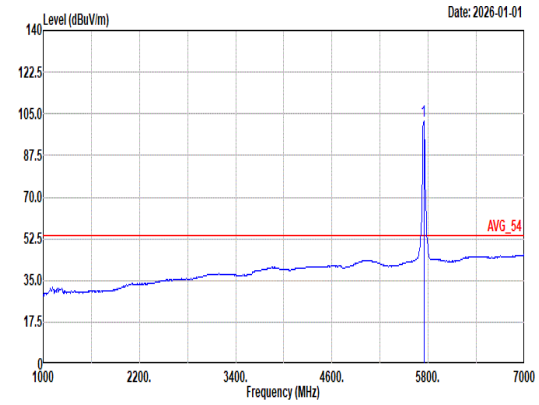 Site : 03CH11-HY Condition: AVG_54 3m 9120D_01620_250915 HORIZONTAL : RBW:1000.000kHz VBW:0.010kHz SWT:Auto Freq Level Limit Line Margin Read Level Ant Factor Cable Loss Preamp Factor Aux Factor APos TPos Remark MHz dBuV/m dBuV/m dB dBuV dB/m dB dB dB cm deg 1 5745.00 102.11 ------ ------ 91.18 33.58 10.17 32.82 0.00 140 0 Average

Mode	84
	Band Edge
	U-NII-3_5.725-5.85_802.11be EHT20_CH149_Full RU_5745MHz
ANT	3+4

Pol.	Vertical	Fundamental
Peak	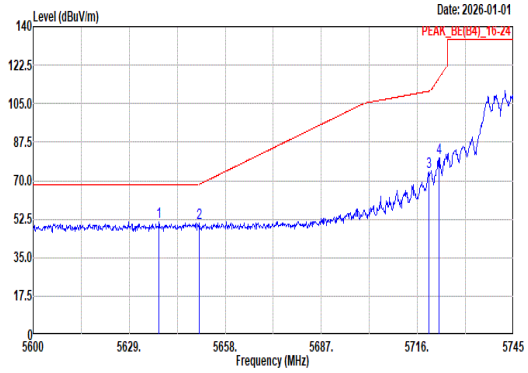 Site : 03CH11-HY Condition: PEAK_BE(B4)_16-24 3m 9120D_01620_250915 VERTICAL : RBW:1000.000kHz VBW:3000.000kHz SWT:Auto Freq Level Limit Line Margin Read Level Ant Factor Cable Loss Preamp Factor Aux Factor APos TPos Remark MHz dBuV/m dBuV/m dB dBuV dB/m dB dB dB cm deg 1 5637.99 51.44 68.20 -16.76 40.93 32.93 10.36 32.78 0.00 270 0 Peak 2 5650.03 50.62 68.22 -17.60 40.08 33.00 10.33 32.79 0.00 270 0 Peak 3 5719.48 73.95 110.65 -36.70 63.06 33.48 10.22 32.81 0.00 270 0 Peak 4 5722.53 80.23 116.56 -36.33 69.34 33.49 10.21 32.81 0.00 270 0 Peak	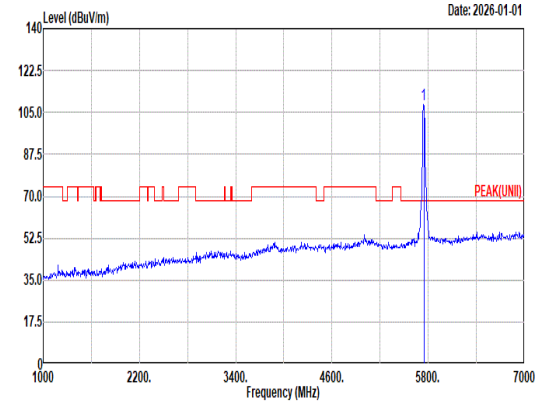 Site : 03CH11-HY Condition: PEAK(UNII) 3m 9120D_01620_250915 VERTICAL : RBW:1000.000kHz VBW:3000.000kHz SWT:Auto Freq Level Limit Line Margin Read Level Ant Factor Cable Loss Preamp Factor Aux Factor APos TPos Remark MHz dBuV/m dBuV/m dB dBuV dB/m dB dB dB cm deg 1 5745.00 108.55 ------ ------ 97.63 33.56 10.18 32.82 0.00 270 0 Peak
Avg	Blank	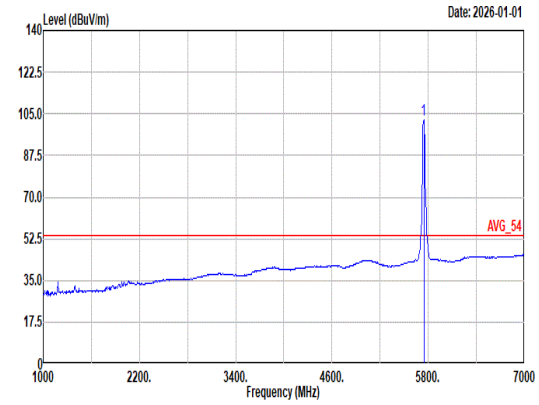 Site : 03CH11-HY Condition: AVG_54 3m 9120D_01620_250915 VERTICAL : RBW:1000.000kHz VBW:0.010kHz SWT:Auto Freq Level Limit Line Margin Read Level Ant Factor Cable Loss Preamp Factor Aux Factor APos TPos Remark MHz dBuV/m dBuV/m dB dBuV dB/m dB dB dB cm deg 1 5745.00 102.38 ------ ------ 91.45 33.58 10.17 32.82 0.00 270 0 Average

Mode	84	
	Harmonic	
	U-NII-3_5.725-5.85_802.11be EHT20_CH149_Full RU_5745MHz	
ANT	3+4	
Pol.	Horizontal	Vertical
Peak Avg	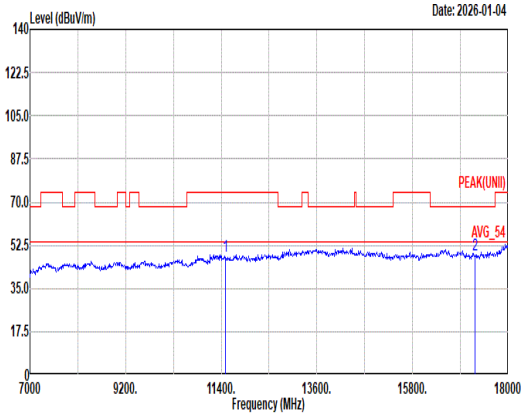 Site : 03CH11-HY Condition: PEAK(UNII) 3m 9120D_01620_250915 HORIZONTAL Freq Level Limit Line Margin Read Level Ant Factor Cable Loss Preamp Factor Aux Factor APos TPos Remark MHz dBuV/m dBuV/m dB dBuV dB/m dB dB dB cm deg 1 11490.00 47.84 74.00 -26.16 57.14 38.90 17.48 66.11 0.43 -- -- Peak 2 17235.00 48.73 68.20 -19.47 54.38 38.30 21.58 65.99 0.46 -- -- Peak	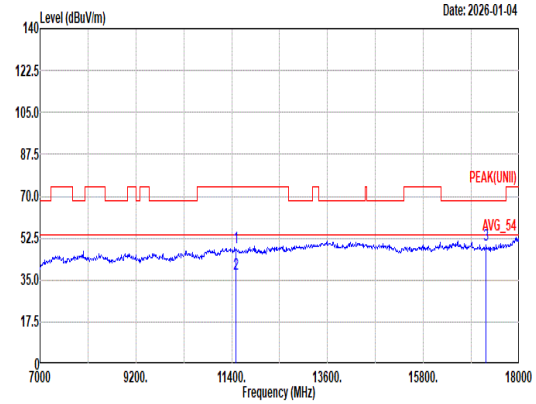 Site : 03CH11-HY Condition: PEAK(UNII) 3m 9120D_01620_250915 VERTICAL Freq Level Limit Line Margin Read Level Ant Factor Cable Loss Preamp Factor Aux Factor APos TPos Remark MHz dBuV/m dBuV/m dB dBuV dB/m dB dB dB cm deg 1 11490.00 48.41 74.00 -25.59 57.71 38.90 17.48 66.11 0.43 -- -- Peak 2 11490.00 37.33 54.00 -16.67 46.63 38.90 17.48 66.11 0.43 -- -- Average 3 17235.00 49.88 68.20 -18.32 55.53 38.30 21.58 65.99 0.46 -- -- Peak

Mode	84	
	Harmonic	
	U-NII-3_5.725-5.85_802.11be EHT20_CH149_Full RU_5745MHz	
ANT	3+4	
Pol.	Horizontal	Vertical
14.47G ~14.5G Avg	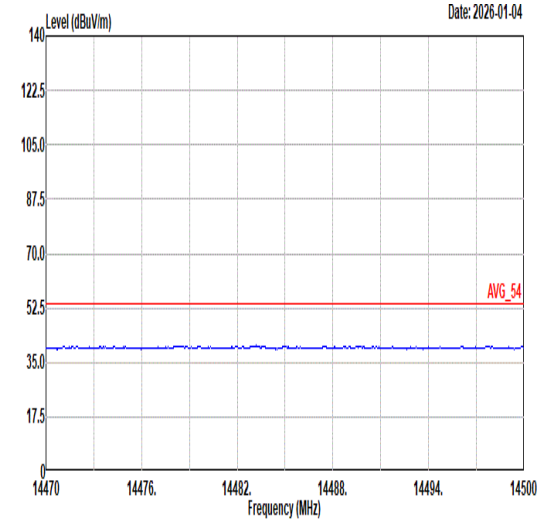 Site : 03CH11-HY Condition: AVG_54 3m 9120D_01620_250915 HORIZONTAL	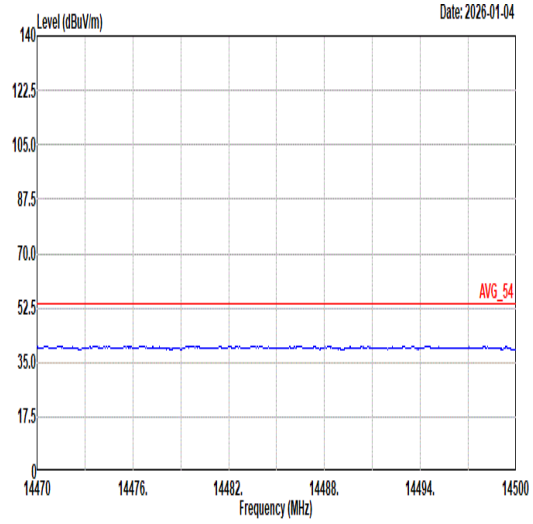 Site : 03CH11-HY Condition: AVG_54 3m 9120D_01620_250915 VERTICAL
17.7G ~18G Avg	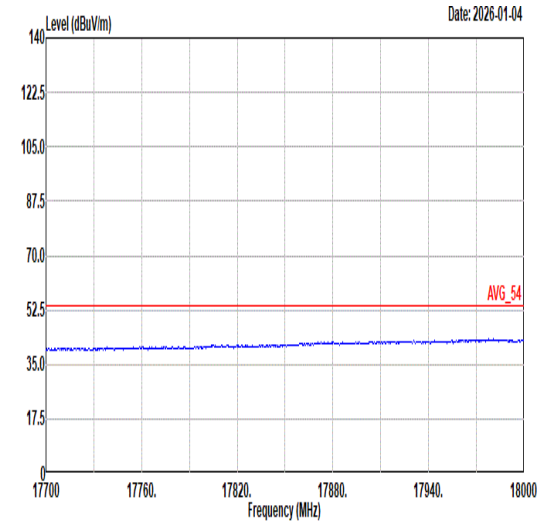 Site : 03CH11-HY Condition: AVG_54 3m 9120D_01620_250915 HORIZONTAL	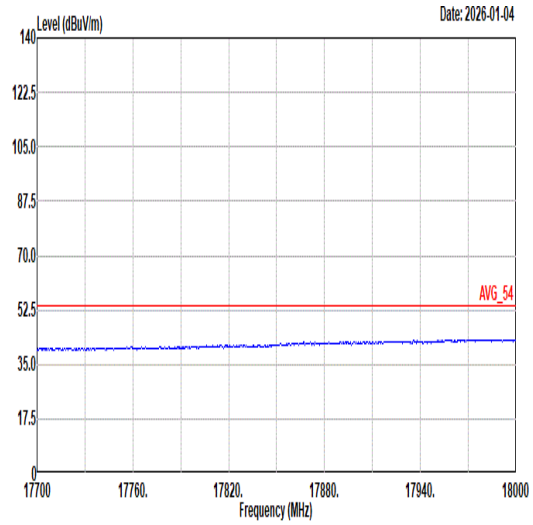 Site : 03CH11-HY Condition: AVG_54 3m 9120D_01620_250915 VERTICAL

Mode	85	
	Band Edge	
	U-NII-3_5.725-5.85_802.11be EHT20_CH149_Partial RU 26/0_5745MHz	
ANT	3+4	
Pol.	Horizontal	Fundamental
Peak	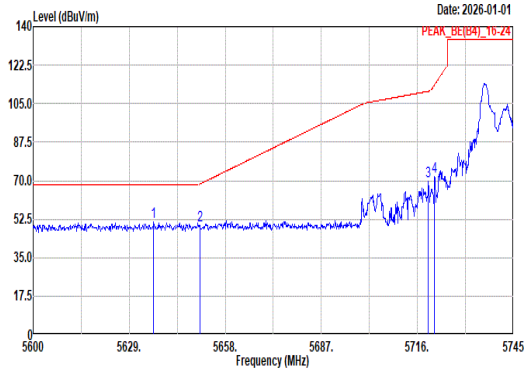 Site : 03CH11-HY Condition: PEAK_BE(B4)_16-24 3m 9120D_01620_250915 HORIZONTAL : RBW:1000.000kHz VBW:3000.000kHz SWT:Auto Freq Level Limit Line Margin Read Level Ant Factor Cable Loss Preamp Factor Aux Factor APos TPos Remark MHz dBuV/m dBuV/m dB dBuV dB/m dB dB dB cm deg 1 5636.40 51.39 68.20 -16.81 40.89 32.92 10.36 32.78 0.00 225 0 Peak 2 5650.32 49.64 68.43 -18.79 39.10 33.00 10.33 32.79 0.00 225 0 Peak 3 5719.34 69.58 110.61 -41.03 58.69 33.48 10.22 32.81 0.00 225 0 Peak 4 5721.22 71.88 113.58 -41.70 61.00 33.48 10.21 32.81 0.00 225 0 Peak	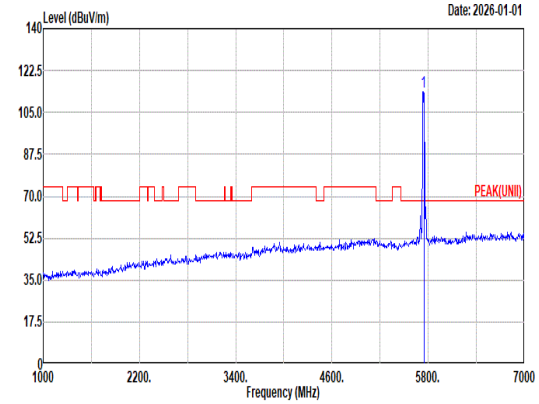 Site : 03CH11-HY Condition: PEAK(UNII) 3m 9120D_01620_250915 HORIZONTAL : RBW:1000.000kHz VBW:3000.000kHz SWT:Auto Freq Level Limit Line Margin Read Level Ant Factor Cable Loss Preamp Factor Aux Factor APos TPos Remark MHz dBuV/m dBuV/m dB dBuV dB/m dB dB dB cm deg 1 5745.00 113.54 ------ ------ 102.62 33.56 10.18 32.82 0.00 225 0 Peak
Avg	Blank	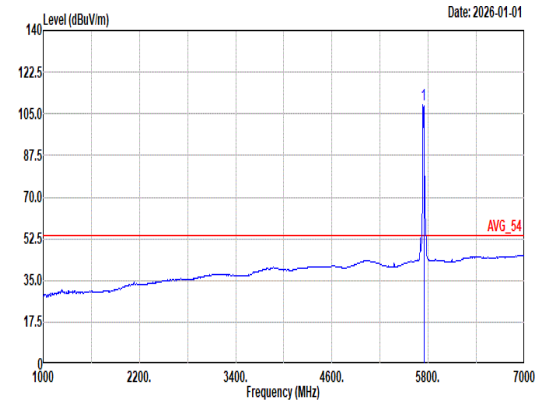 Site : 03CH11-HY Condition: AVG_54 3m 9120D_01620_250915 HORIZONTAL : RBW:1000.000kHz VBW:0.680kHz SWT:Auto Freq Level Limit Line Margin Read Level Ant Factor Cable Loss Preamp Factor Aux Factor APos TPos Remark MHz dBuV/m dBuV/m dB dBuV dB/m dB dB dB cm deg 1 5745.00 108.80 ------ ------ 97.89 33.54 10.19 32.82 0.00 225 0 Average

Mode	85	
	Band Edge	
	U-NII-3_5.725-5.85_802.11be EHT20_CH149_Partial RU 26/0_5745MHz	
ANT	3+4	
Pol.	Vertical	Fundamental
Peak	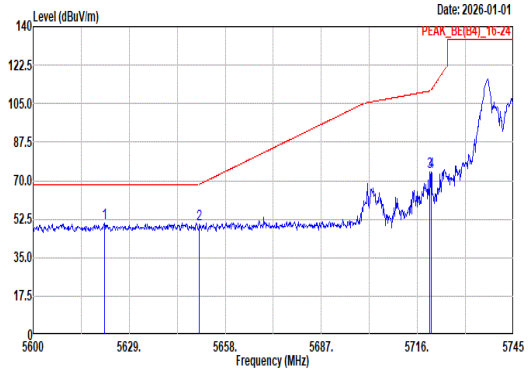 Site : 03CH11-HY Condition: PEAK_BE(B4)_16-24 3m 9120D_01620_250915 VERTICAL : RBW:1000.000kHz VBW:3000.000kHz SWT:Auto Freq Level Limit Line Margin Read Level Ant Factor Cable Loss Preamp Factor Aux Factor APos TPos Remark MHz dBuV/m dBuV/m dB dBuV dB/m dB dB dB cm deg 1 5621.46 50.91 68.20 -17.29 40.48 32.83 10.38 32.78 0.00 226 0 Peak 2 5650.17 49.97 68.33 -18.36 39.43 33.00 10.33 32.79 0.00 226 0 Peak 3 5719.77 73.74 110.74 -37.00 62.85 33.48 10.22 32.81 0.00 226 0 Peak 4 5720.21 74.00 111.27 -37.27 63.11 33.48 10.22 32.81 0.00 226 0 Peak	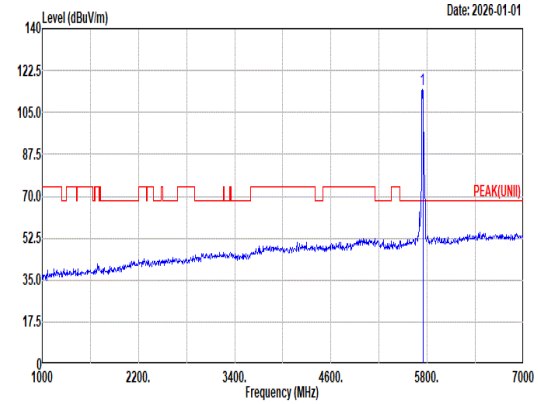 Site : 03CH11-HY Condition: PEAK(UNII) 3m 9120D_01620_250915 VERTICAL : RBW:1000.000kHz VBW:3000.000kHz SWT:Auto Freq Level Limit Line Margin Read Level Ant Factor Cable Loss Preamp Factor Aux Factor APos TPos Remark MHz dBuV/m dBuV/m dB dBuV dB/m dB dB dB cm deg 1 5745.00 114.59 ------ ------ 103.67 33.56 10.18 32.82 0.00 226 0 Peak
Avg	Blank	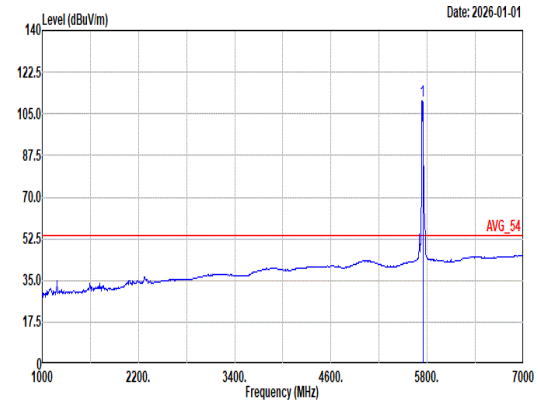 Site : 03CH11-HY Condition: AVG_54 3m 9120D_01620_250915 VERTICAL : RBW:1000.000kHz VBW:0.680kHz SWT:Auto Freq Level Limit Line Margin Read Level Ant Factor Cable Loss Preamp Factor Aux Factor APos TPos Remark MHz dBuV/m dBuV/m dB dBuV dB/m dB dB dB cm deg 1 5745.00 110.23 ------ ------ 99.31 33.56 10.18 32.82 0.00 226 0 Average

Mode	86
	Band Edge
	U-NII-3_5.725-5.85_802.11be EHT20_CH149_Partial RU 52/37_5745MHz
ANT	3+4

Pol.	Horizontal	Fundamental
Peak	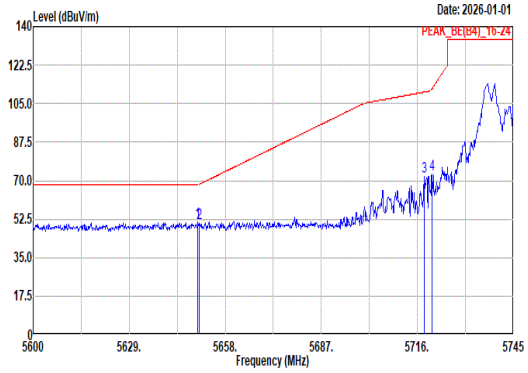 Site : 03CH11-HY Condition: PEAK_BE(B4)_16-24 3m 9120D_01620_250915 HORIZONTAL : RBW:1000.000kHz VBW:3000.000kHz SWT:Auto Freq Level Limit Line Margin Read Level Ant Factor Cable Loss Preamp Factor Aux Factor APos TPos Remark MHz dBuV/m dBuV/m dB dBuV dB/m dB dB dB cm deg 1 5649.74 51.16 68.20 -17.04 40.61 33.00 10.34 32.79 0.00 121 0 Peak 2 5650.03 50.59 68.22 -17.63 40.05 33.00 10.33 32.79 0.00 121 0 Peak 3 5718.18 71.92 110.29 -38.37 61.04 33.47 10.22 32.81 0.00 121 0 Peak 4 5720.35 72.86 111.60 -38.74 61.97 33.48 10.22 32.81 0.00 121 0 Peak	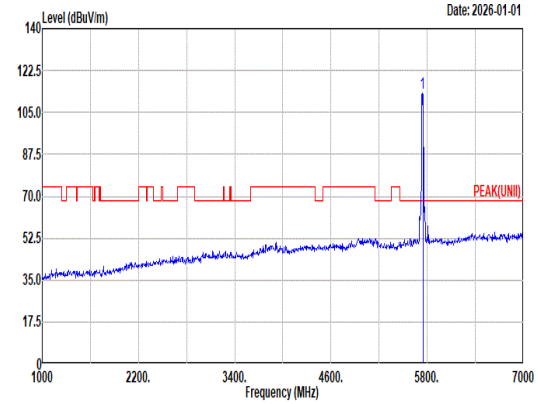 Site : 03CH11-HY Condition: PEAK(UNII) 3m 9120D_01620_250915 HORIZONTAL : RBW:1000.000kHz VBW:3000.000kHz SWT:Auto Freq Level Limit Line Margin Read Level Ant Factor Cable Loss Preamp Factor Aux Factor APos TPos Remark MHz dBuV/m dBuV/m dB dBuV dB/m dB dB dB cm deg 1 5745.00 113.07 ------ ------ 102.15 33.56 10.18 32.82 0.00 121 0 Peak
Avg	Blank	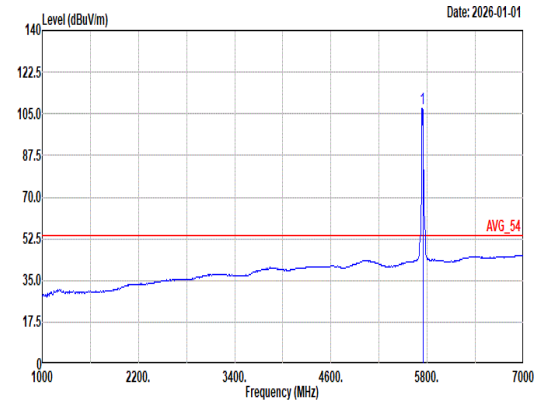 Site : 03CH11-HY Condition: AVG_54 3m 9120D_01620_250915 HORIZONTAL : RBW:1000.000kHz VBW:0.720kHz SWT:Auto Freq Level Limit Line Margin Read Level Ant Factor Cable Loss Preamp Factor Aux Factor APos TPos Remark MHz dBuV/m dBuV/m dB dBuV dB/m dB dB dB cm deg 1 5745.00 107.42 ------ ------ 96.50 33.56 10.18 32.82 0.00 121 0 Average

Mode	86	
	Band Edge	
	U-NII-3_5.725-5.85_802.11be EHT20_CH149_Partial RU 52/37_5745MHz	
ANT	3+4	
Pol.	Vertical	Fundamental
Peak	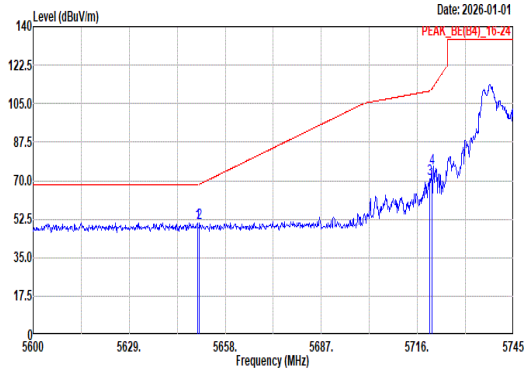 Site : 03CH11-HY Condition: PEAK_BE(B4)_16-24 3m 9120D_01620_250915 VERTICAL : RBW:1000.000kHz VBW:3000.000kHz SWT:Auto Freq Level Limit Line Margin Read Level Ant Factor Cable Loss Preamp Factor Aux Factor APos TPos Remark MHz dBuV/m dBuV/m dB dBuV dB/m dB dB dB cm deg 1 5649.59 50.96 68.20 -17.24 40.41 33.00 10.34 32.79 0.00 100 297 Peak 2 5650.17 50.57 68.33 -17.76 40.03 33.00 10.33 32.79 0.00 100 297 Peak 3 5719.63 70.56 110.70 -40.14 59.67 33.48 10.22 32.81 0.00 100 297 Peak 4 5720.50 75.62 111.93 -36.31 64.73 33.48 10.22 32.81 0.00 100 297 Peak	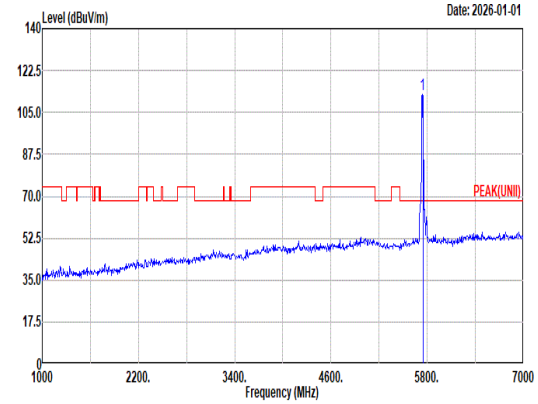 Site : 03CH11-HY Condition: PEAK(UNII) 3m 9120D_01620_250915 VERTICAL : RBW:1000.000kHz VBW:3000.000kHz SWT:Auto Freq Level Limit Line Margin Read Level Ant Factor Cable Loss Preamp Factor Aux Factor APos TPos Remark MHz dBuV/m dBuV/m dB dBuV dB/m dB dB dB cm deg 1 5745.00 112.37 ------ ------ 101.45 33.56 10.18 32.82 0.00 100 297 Peak
Avg	Blank	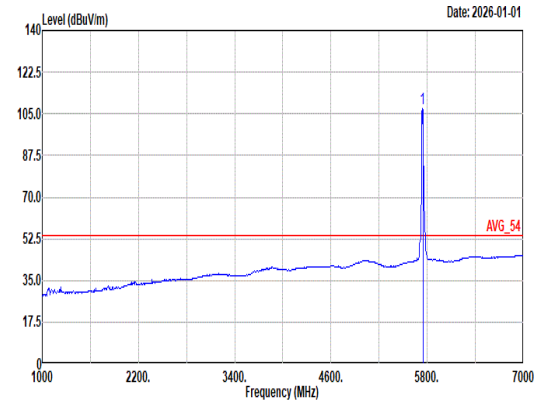 Site : 03CH11-HY Condition: AVG_54 3m 9120D_01620_250915 VERTICAL : RBW:1000.000kHz VBW:0.720kHz SWT:Auto Freq Level Limit Line Margin Read Level Ant Factor Cable Loss Preamp Factor Aux Factor APos TPos Remark MHz dBuV/m dBuV/m dB dBuV dB/m dB dB dB cm deg 1 5745.00 107.11 ------ ------ 96.19 33.56 10.18 32.82 0.00 100 297 Average

Mode	87	
	Band Edge	
	U-NII-3_5.725-5.85_802.11be EHT20_CH149_Partial RU 106/53_5745MHz	
ANT	3+4	
Pol.	Horizontal	Fundamental
Peak	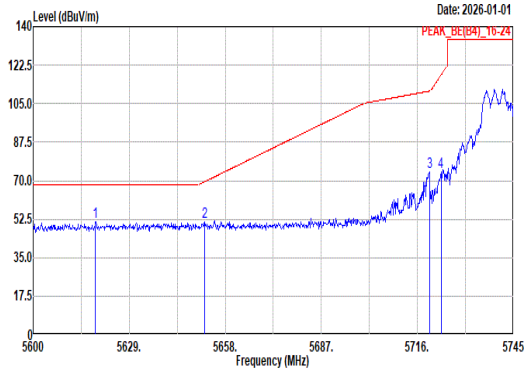 Site : 03CH11-HY Condition: PEAK_BE(B4)_16-24 3m 9120D_01620_250915 HORIZONTAL : RBW:1000.000kHz VBW:3000.000kHz SWT:Auto Freq Level Limit Line Margin Read Level Ant Factor Cable Loss Preamp Factor Aux Factor APos TPos Remark MHz dBuV/m dBuV/m dB dBuV dB/m dB dB dB cm deg 1 5618.85 51.39 68.20 -16.81 40.97 32.81 10.39 32.78 0.00 100 359 Peak 2 5651.77 51.16 69.51 -18.35 40.61 33.01 10.33 32.79 0.00 100 359 Peak 3 5719.63 73.87 110.70 -36.83 62.98 33.48 10.22 32.81 0.00 100 359 Peak 4 5723.11 74.06 117.88 -43.82 63.17 33.49 10.21 32.81 0.00 100 359 Peak	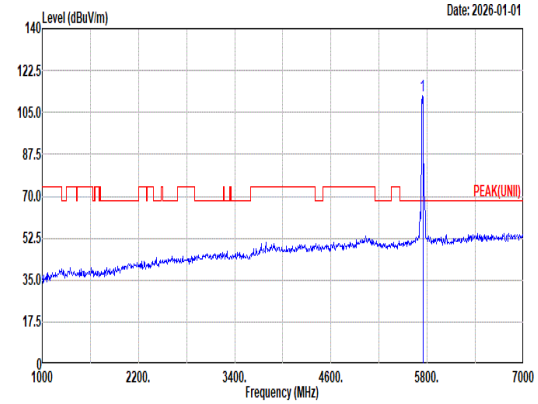 Site : 03CH11-HY Condition: PEAK(UNII) 3m 9120D_01620_250915 HORIZONTAL : RBW:1000.000kHz VBW:3000.000kHz SWT:Auto Freq Level Limit Line Margin Read Level Ant Factor Cable Loss Preamp Factor Aux Factor APos TPos Remark MHz dBuV/m dBuV/m dB dBuV dB/m dB dB dB cm deg 1 5745.00 111.79 ------ ------ 100.87 33.56 10.18 32.82 0.00 100 359 Peak
Avg	Blank	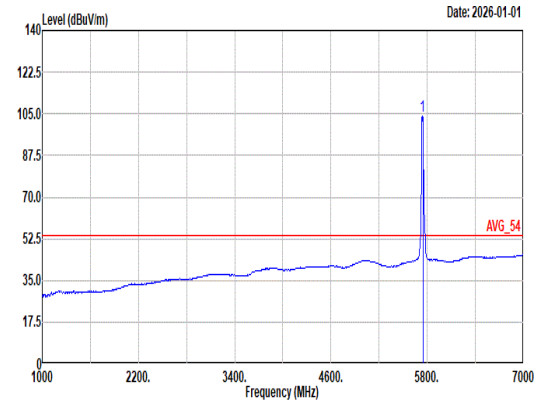 Site : 03CH11-HY Condition: AVG_54 3m 9120D_01620_250915 HORIZONTAL : RBW:1000.000kHz VBW:0.820kHz SWT:Auto Freq Level Limit Line Margin Read Level Ant Factor Cable Loss Preamp Factor Aux Factor APos TPos Remark MHz dBuV/m dBuV/m dB dBuV dB/m dB dB dB cm deg 1 5745.00 103.85 ------ ------ 92.93 33.56 10.18 32.82 0.00 100 359 Average

Mode	87
	Band Edge
	U-NII-3_5.725-5.85_802.11be EHT20_CH149_Partial RU 106/53_5745MHz
ANT	3+4

Pol.	Vertical	Fundamental
Peak	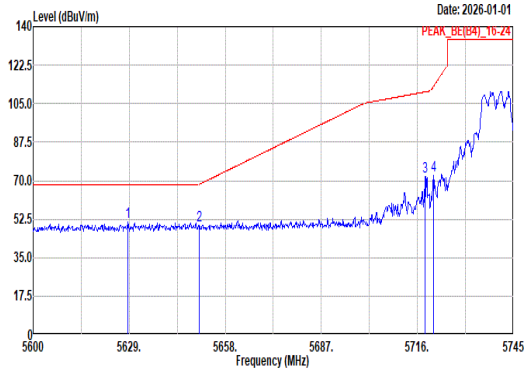 Site : 03CH11-HY Condition: PEAK_BE(B4)_16-24 3m 9120D_01620_250915 VERTICAL : RBW:1000.000kHz VBW:3000.000kHz SWT:Auto Freq Level Limit Line Margin Read Level Ant Factor Cable Loss Preamp Factor Aux Factor APos TPos Remark MHz dBuV/m dBuV/m dB dBuV dB/m dB dB dB cm deg 1 5628.57 51.08 68.20 -17.12 40.62 32.87 10.37 32.78 0.00 200 10 Peak 2 5650.03 49.50 68.22 -18.72 38.96 33.00 10.33 32.79 0.00 200 10 Peak 3 5718.32 71.66 110.33 -38.67 60.78 33.47 10.22 32.81 0.00 200 10 Peak 4 5720.79 72.26 112.59 -40.33 61.38 33.48 10.21 32.81 0.00 200 10 Peak	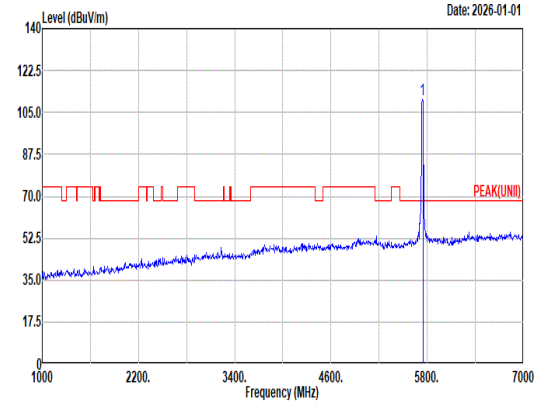 Site : 03CH11-HY Condition: PEAK(UNII) 3m 9120D_01620_250915 VERTICAL : RBW:1000.000kHz VBW:3000.000kHz SWT:Auto Freq Level Limit Line Margin Read Level Ant Factor Cable Loss Preamp Factor Aux Factor APos TPos Remark MHz dBuV/m dBuV/m dB dBuV dB/m dB dB dB cm deg 1 5745.00 110.54 ------ ------ 99.62 33.56 10.18 32.82 0.00 200 10 Peak
Avg	Blank	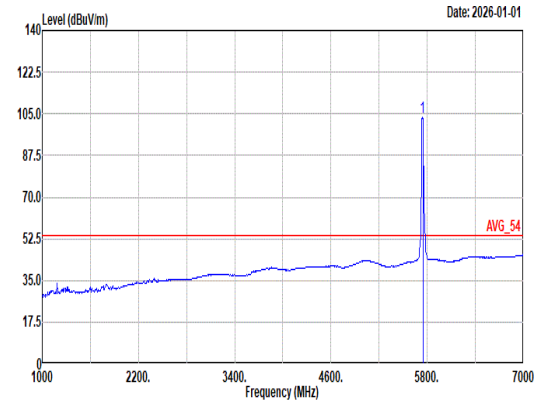 Site : 03CH11-HY Condition: AVG_54 3m 9120D_01620_250915 VERTICAL : RBW:1000.000kHz VBW:0.820kHz SWT:Auto Freq Level Limit Line Margin Read Level Ant Factor Cable Loss Preamp Factor Aux Factor APos TPos Remark MHz dBuV/m dBuV/m dB dBuV dB/m dB dB dB cm deg 1 5745.00 103.56 ------ ------ 92.64 33.56 10.18 32.82 0.00 200 10 Average

Mode	88	
	Band Edge - L	
	U-NII-3_5.725-5.85_802.11be EHT20_CH157_Full RU_5785MHz	
ANT	3+4	
Pol.	Horizontal	Fundamental
Peak	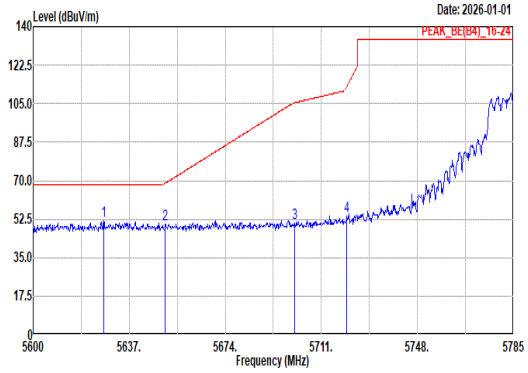 Site : 03CH11-HY Condition: PEAK_BE(B4)_16-24 3m 9120D_01620_250915 HORIZONTAL : RBW:1000.000kHz VBW:3000.000kHz SWT:Auto Freq Level Limit Line Margin Read Level Ant Factor Cable Loss Preamp Factor Aux Factor APos TPos Remark MHz dBuV/m dBuV/m dB dBuV dB/m dB dB dB cm deg 1 5627.20 51.79 68.20 -16.41 41.34 32.86 10.37 32.78 0.00 226 70 Peak 2 5650.88 50.45 68.85 -18.40 39.90 33.01 10.33 32.79 0.00 226 70 Peak 3 5700.64 50.75 105.38 -54.63 39.91 33.40 10.25 32.81 0.00 226 70 Peak 4 5720.81 53.99 112.64 -58.65 43.11 33.48 10.21 32.81 0.00 226 70 Peak	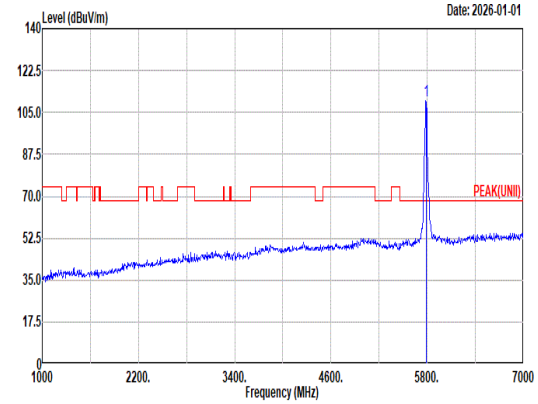 Site : 03CH11-HY Condition: PEAK(UNII) 3m 9120D_01620_250915 HORIZONTAL : RBW:1000.000kHz VBW:3000.000kHz SWT:Auto Freq Level Limit Line Margin Read Level Ant Factor Cable Loss Preamp Factor Aux Factor APos TPos Remark MHz dBuV/m dBuV/m dB dBuV dB/m dB dB dB cm deg 1 5785.00 109.64 ------ ------ 98.58 33.79 10.11 32.84 0.00 226 70 Peak
Avg	Blank	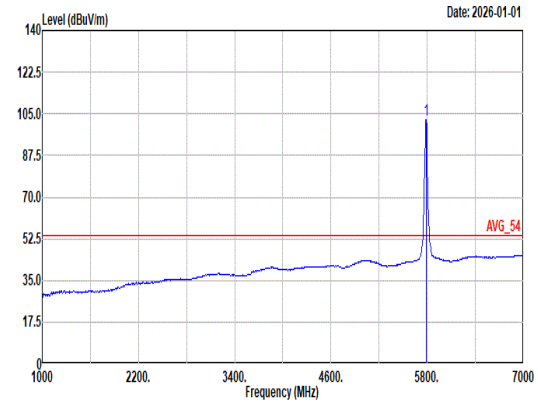 Site : 03CH11-HY Condition: AVG_54 3m 9120D_01620_250915 HORIZONTAL : RBW:1000.000kHz VBW:0.010kHz SWT:Auto Freq Level Limit Line Margin Read Level Ant Factor Cable Loss Preamp Factor Aux Factor APos TPos Remark MHz dBuV/m dBuV/m dB dBuV dB/m dB dB dB cm deg 1 5785.00 102.54 ------ ------ 91.48 33.79 10.11 32.84 0.00 226 70 Average

Mode	88	
	Band Edge - R	
	U-NII-3_5.725-5.85_802.11be EHT20_CH157_Full RU_5785MHz	
ANT	3+4	
Pol.	Horizontal	Fundamental
Peak	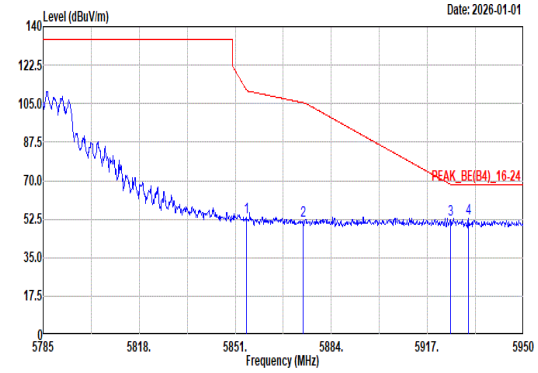 Site : 03CH11-HY Condition: PEAK_BE(B4)_16-24 3m 9120D_01620_250915 HORIZONTAL : RBW:1000.000kHz VBW:3000.000kHz SWT:Auto Limit Read Ant Cable Preamp Aux APos TPos Freq Level Line Margin Level Factor Loss Factor Factor Remark MHz dBuV/m dBuV/m dB dBuV dB/m dB dB dB cm deg 1 5854.96 53.21 110.89 -57.68 41.89 33.92 10.26 32.86 0.00 226 70 Peak 2 5874.43 51.75 105.36 -53.61 40.30 34.00 10.32 32.87 0.00 226 70 Peak 3 5924.92 52.45 68.26 -15.81 40.71 34.15 10.48 32.89 0.00 226 70 Peak 4 5931.03 52.85 68.20 -15.35 41.08 34.16 10.50 32.89 0.00 226 70 Peak	Blank

Mode	88	
	Band Edge - L	
	U-NII-3_5.725-5.85_802.11be EHT20_CH157_Full RU_5785MHz	
ANT	3+4	
Pol.	Vertical	Fundamental
Peak	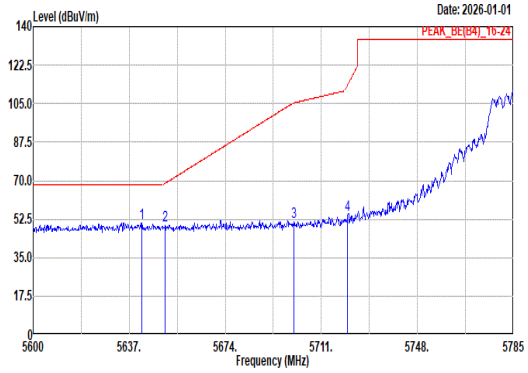 Site : 03CH11-HY Condition: PEAK_BE(B4)_16-24 3m 9120D_01620_250915 VERTICAL : RBW:1000.000kHz VBW:3000.000kHz SWT:Auto Freq Level Limit Line Margin Read Level Ant Factor Cable Loss Preamp Factor Aux Factor APos TPos Remark MHz dBuV/m dBuV/m dB dBuV dB/m dB dB dB cm deg 1 5641.81 50.73 68.20 -17.47 40.21 32.95 10.35 32.78 0.00 106 340 Peak 2 5650.88 49.48 68.85 -19.37 38.93 33.01 10.33 32.79 0.00 106 340 Peak 3 5700.46 51.17 105.33 -54.16 40.33 33.40 10.25 32.81 0.00 106 340 Peak 4 5721.18 54.51 113.48 -58.97 43.63 33.48 10.21 32.81 0.00 106 340 Peak	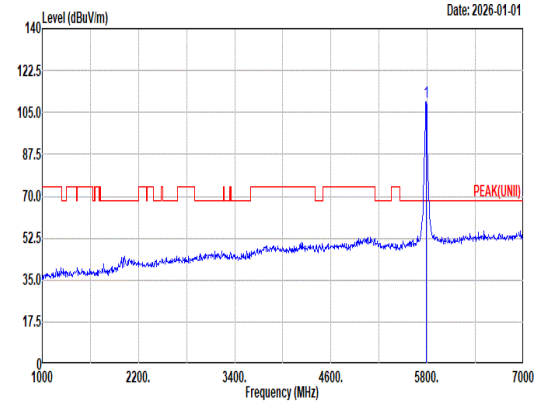 Site : 03CH11-HY Condition: PEAK(UNII) 3m 9120D_01620_250915 VERTICAL : RBW:1000.000kHz VBW:3000.000kHz SWT:Auto Freq Level Limit Line Margin Read Level Ant Factor Cable Loss Preamp Factor Aux Factor APos TPos Remark MHz dBuV/m dBuV/m dB dBuV dB/m dB dB dB cm deg 1 5785.00 109.50 ------ ------ 98.44 33.79 10.11 32.84 0.00 106 340 Peak
Avg	Blank	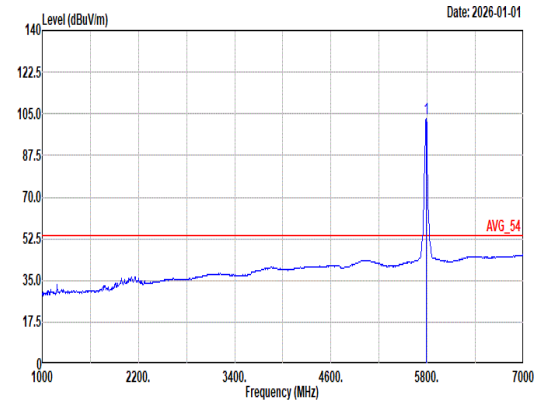 Site : 03CH11-HY Condition: AVG_54 3m 9120D_01620_250915 VERTICAL : RBW:1000.000kHz VBW:0.010kHz SWT:Auto Freq Level Limit Line Margin Read Level Ant Factor Cable Loss Preamp Factor Aux Factor APos TPos Remark MHz dBuV/m dBuV/m dB dBuV dB/m dB dB dB cm deg 1 5785.00 103.25 ------ ------ 92.16 33.83 10.10 32.84 0.00 106 340 Average

Mode	88	
	Band Edge - R	
	U-NII-3_5.725-5.85_802.11be EHT20_CH157_Full RU_5785MHz	
ANT	3+4	
Pol.	Vertical	Fundamental
Peak	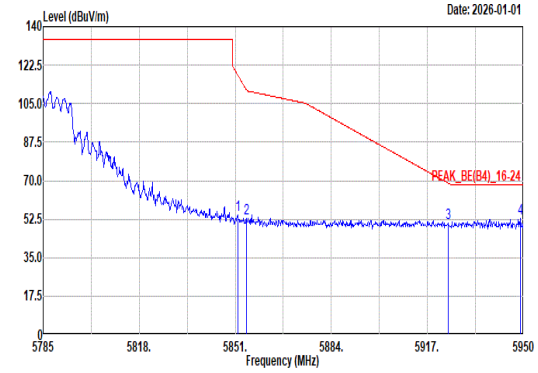 Site : 03CH11-HY Condition: PEAK_BE(B4)_16-24 3m 9120D_01620_250915 VERTICAL : RBW:1000.000kHz VBW:3000.000kHz SWT:Auto Limit Read Ant Cable Preamp Aux APos TPos Freq Level Line Margin Level Factor Loss Factor Factor Remark MHz dBuV/m dBuV/m dB dBuV dB/m dB dB dB cm deg 1 5851.83 54.33 118.04 -63.71 43.03 33.91 10.25 32.86 0.00 106 340 Peak 2 5854.96 52.85 110.89 -58.04 41.53 33.92 10.26 32.86 0.00 106 340 Peak 3 5924.26 50.53 68.75 -18.22 38.79 34.15 10.48 32.89 0.00 106 340 Peak 4 5949.01 52.71 68.20 -15.49 40.85 34.20 10.56 32.90 0.00 106 340 Peak	Blank

Mode	88	
	Harmonic	
	U-NII-3_5.725-5.85_802.11be EHT20_CH157_Full RU_5785MHz	
ANT	3+4	
Pol.	Horizontal	Vertical
Peak Avg	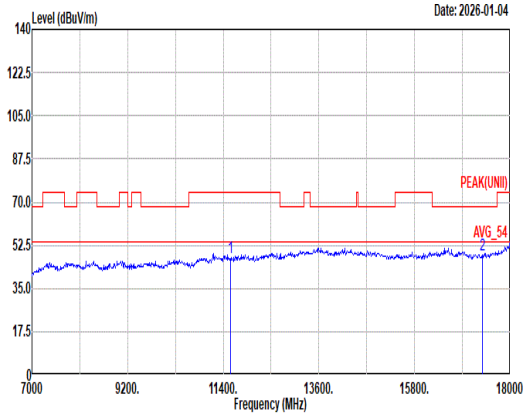 Site : 03CH11-HY Condition: PEAK(UNII) 3m 9120D_01620_250915 HORIZONTAL Freq Level Limit Line Margin Read Level Ant Factor Cable Loss Preamp Factor Aux Factor APos TPos Remark MHz dBuV/m dBuV/m dB dBuV dB/m dB dB dB cm deg 1 11570.00 47.41 74.00 -26.59 56.77 38.72 17.55 66.07 0.44 -- -- Peak 2 17355.00 48.41 68.20 -19.79 53.95 38.42 21.65 66.08 0.47 -- -- Peak	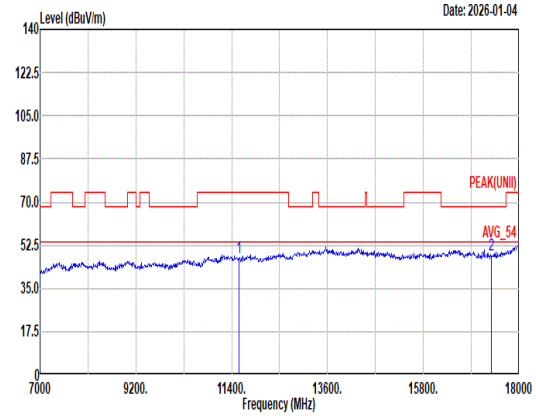 Site : 03CH11-HY Condition: PEAK(UNII) 3m 9120D_01620_250915 VERTICAL Freq Level Limit Line Margin Read Level Ant Factor Cable Loss Preamp Factor Aux Factor APos TPos Remark MHz dBuV/m dBuV/m dB dBuV dB/m dB dB dB cm deg 1 11570.00 47.73 74.00 -26.27 57.09 38.72 17.55 66.07 0.44 -- -- Peak 2 17355.00 48.41 68.20 -19.79 53.95 38.42 21.65 66.08 0.47 -- -- Peak

Mode	88	
	Harmonic	
	U-NII-3_5.725-5.85_802.11be EHT20_CH157_Full RU_5785MHz	
ANT	3+4	
Pol.	Horizontal	Vertical
14.47G ~14.5G Avg	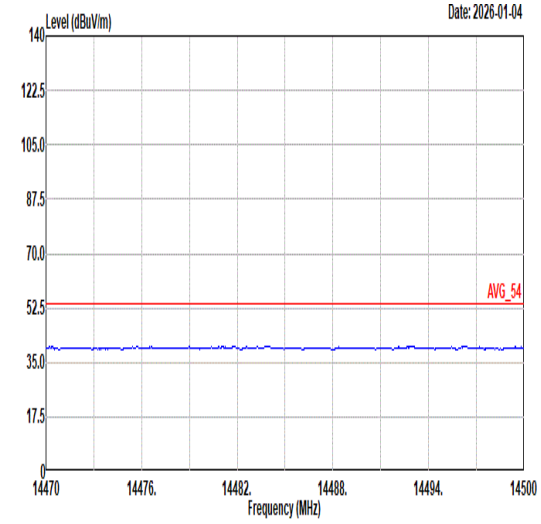 Site : 03CH11-HY Condition: AVG_54 3m 9120D_01620_250915 HORIZONTAL	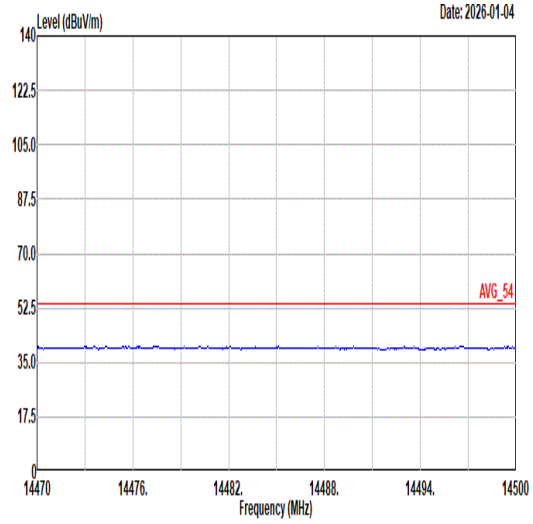 Site : 03CH11-HY Condition: AVG_54 3m 9120D_01620_250915 VERTICAL
17.7G ~18G Avg	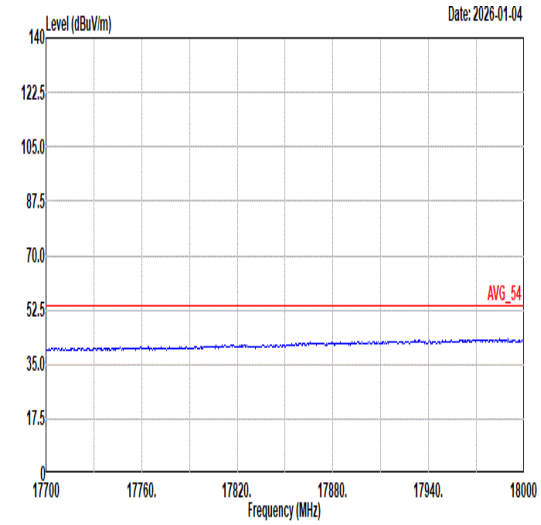 Site : 03CH11-HY Condition: AVG_54 3m 9120D_01620_250915 HORIZONTAL	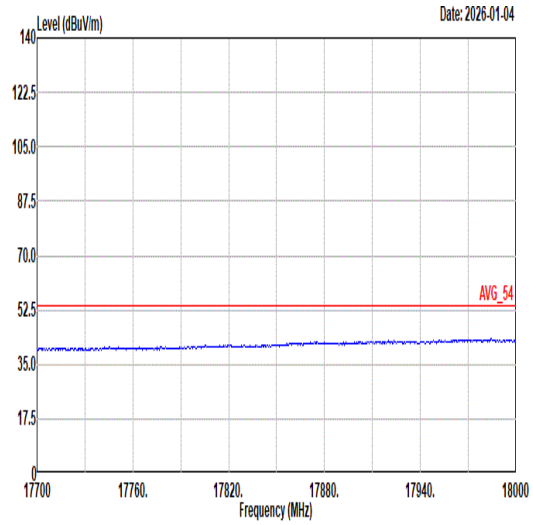 Site : 03CH11-HY Condition: AVG_54 3m 9120D_01620_250915 VERTICAL

Mode	89
	Band Edge
	U-NII-3_5.725-5.85_802.11be EHT20_CH165_Full RU_5825MHz
ANT	3+4

Pol.	Horizontal	Fundamental
Peak	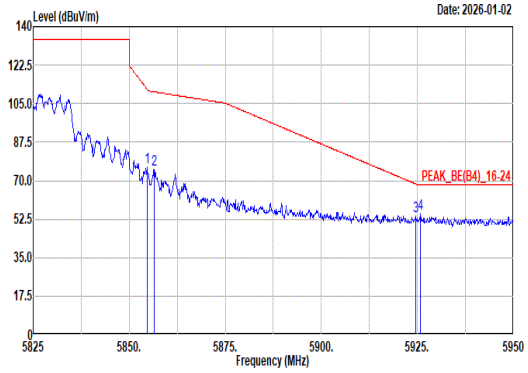 Site : 03CH11-HY Condition: PEAK_BE(B4)_16-24 3m 9120D_01620_250915 HORIZONTAL : RBW:1000.000kHz VBW:3000.000kHz SWT:Auto Freq Level Limit Line Margin Read Level Ant Factor Cable Loss Preamp Factor Aux Factor APos TPos Remark MHz dBuV/m dBuV/m dB dBuV dB/m dB dB dB cm deg 1 5854.63 76.33 111.65 -35.32 65.02 33.92 10.25 32.86 0.00 100 11 Peak 2 5856.50 75.07 110.38 -35.31 63.75 33.93 10.26 32.87 0.00 100 11 Peak 3 5924.63 53.90 68.48 -14.58 42.16 34.15 10.48 32.89 0.00 100 11 Peak 4 5925.75 54.73 68.20 -13.47 42.99 34.15 10.48 32.89 0.00 100 11 Peak	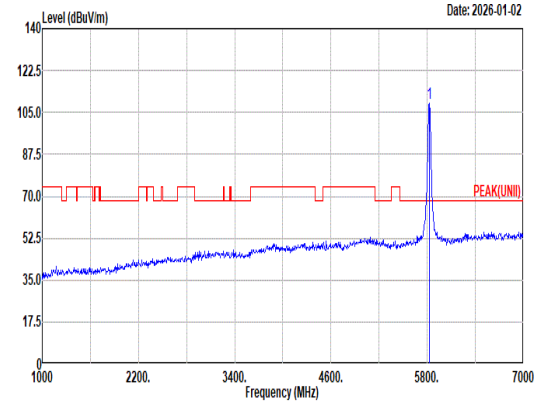 Site : 03CH11-HY Condition: PEAK(UNII) 3m 9120D_01620_250915 HORIZONTAL : RBW:1000.000kHz VBW:3000.000kHz SWT:Auto Freq Level Limit Line Margin Read Level Ant Factor Cable Loss Preamp Factor Aux Factor APos TPos Remark MHz dBuV/m dBuV/m dB dBuV dB/m dB dB dB cm deg 1 5825.00 108.98 ------ ------ 97.76 33.90 10.18 32.86 0.00 100 11 Peak
Avg	Blank	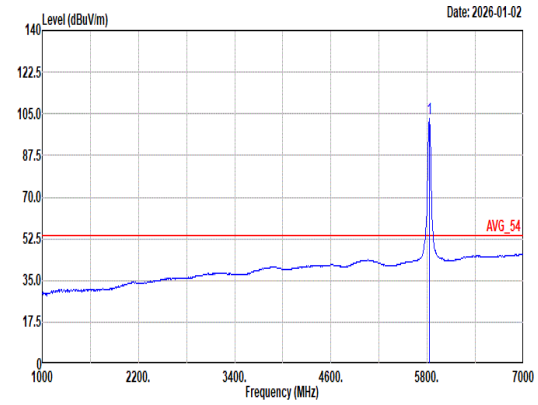 Site : 03CH11-HY Condition: AVG_54 3m 9120D_01620_250915 HORIZONTAL : RBW:1000.000kHz VBW:0.010kHz SWT:Auto Freq Level Limit Line Margin Read Level Ant Factor Cable Loss Preamp Factor Aux Factor APos TPos Remark MHz dBuV/m dBuV/m dB dBuV dB/m dB dB dB cm deg 1 5825.00 102.83 ------ ------ 91.62 33.90 10.16 32.85 0.00 100 11 Average

Mode	89
	Band Edge
	U-NII-3_5.725-5.85_802.11be EHT20_CH165_Full RU_5825MHz
ANT	3+4

Pol.	Vertical	Fundamental
Peak	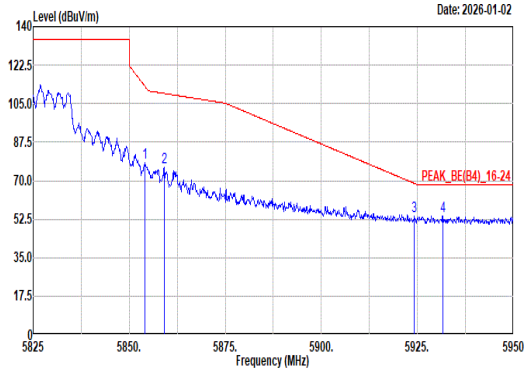 Site : 03CH11-HY Condition: PEAK_BE(B4)_16-24 3m 9120D_01620_250915 VERTICAL : RBW:1000.000kHz VBW:3000.000kHz SWT:Auto Freq Level Limit Line Margin Read Level Ant Factor Cable Loss Preamp Factor Aux Factor APos TPos Remark MHz dBuV/m dBuV/m dB dBuV dB/m dB dB dB cm deg 1 5854.13 78.22 112.79 -34.57 66.91 33.92 10.25 32.86 0.00 100 341 Peak 2 5859.13 75.87 109.64 -33.77 64.53 33.94 10.27 32.87 0.00 100 341 Peak 3 5924.25 54.07 68.75 -14.68 42.33 34.15 10.48 32.89 0.00 100 341 Peak 4 5931.63 53.87 68.20 -14.33 42.10 34.16 10.50 32.89 0.00 100 341 Peak	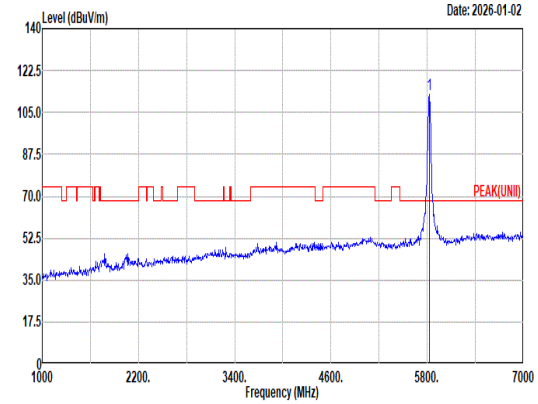 Site : 03CH11-HY Condition: PEAK(UNII) 3m 9120D_01620_250915 VERTICAL : RBW:1000.000kHz VBW:3000.000kHz SWT:Auto Freq Level Limit Line Margin Read Level Ant Factor Cable Loss Preamp Factor Aux Factor APos TPos Remark MHz dBuV/m dBuV/m dB dBuV dB/m dB dB dB cm deg 1 5825.00 112.41 ------ ------ 101.20 33.90 10.16 32.85 0.00 100 341 Peak
Avg	Blank	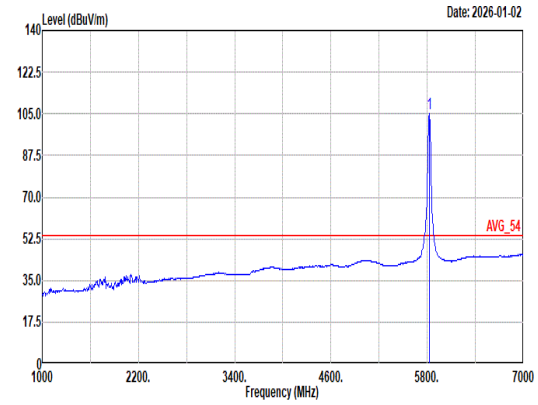 Site : 03CH11-HY Condition: AVG_54 3m 9120D_01620_250915 VERTICAL : RBW:1000.000kHz VBW:0.010kHz SWT:Auto Freq Level Limit Line Margin Read Level Ant Factor Cable Loss Preamp Factor Aux Factor APos TPos Remark MHz dBuV/m dBuV/m dB dBuV dB/m dB dB dB cm deg 1 5825.00 105.06 ------ ------ 93.85 33.90 10.16 32.85 0.00 100 341 Average

Mode	89	
	Harmonic	
	U-NII-3_5.725-5.85_802.11be EHT20_CH165_Full RU_5825MHz	
ANT	3+4	
Pol.	Horizontal	Vertical
Peak Avg	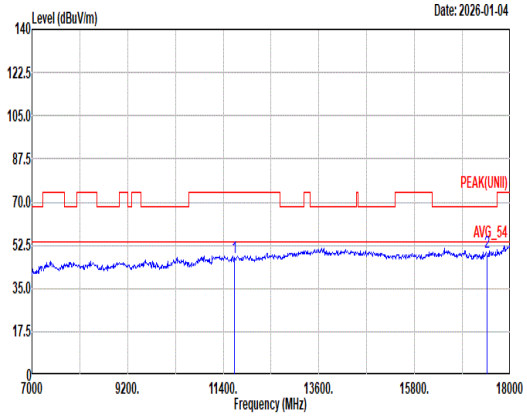 Site : 03CH11-HY Condition: PEAK(UNII) 3m 9120D_01620_250915 HORIZONTAL Freq Level Limit Line Margin Read Level Ant Factor Cable Loss Preamp Factor Aux Factor APos TPos Remark MHz dBuV/m dBuV/m dB dBuV dB/m dB dB dB cm deg 1 11650.00 47.43 74.00 -26.57 56.90 38.50 17.62 66.04 0.45 -- -- Peak 2 17475.00 49.43 68.20 -18.77 54.84 38.55 21.73 66.18 0.49 -- -- Peak	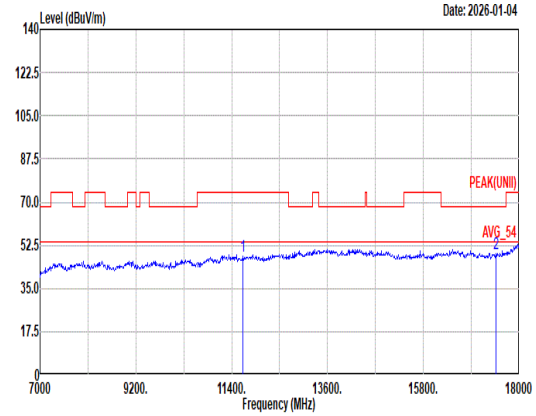 Site : 03CH11-HY Condition: PEAK(UNII) 3m 9120D_01620_250915 VERTICAL Freq Level Limit Line Margin Read Level Ant Factor Cable Loss Preamp Factor Aux Factor APos TPos Remark MHz dBuV/m dBuV/m dB dBuV dB/m dB dB dB cm deg 1 11650.00 47.94 74.00 -26.06 57.41 38.50 17.62 66.04 0.45 -- -- Peak 2 17475.00 49.38 68.20 -18.82 54.79 38.55 21.73 66.18 0.49 -- -- Peak

Mode	89	
	Harmonic	
	U-NII-3_5.725-5.85_802.11be EHT20_CH165_Full RU_5825MHz	
ANT	3+4	
Pol.	Horizontal	Vertical
14.47G ~14.5G Avg	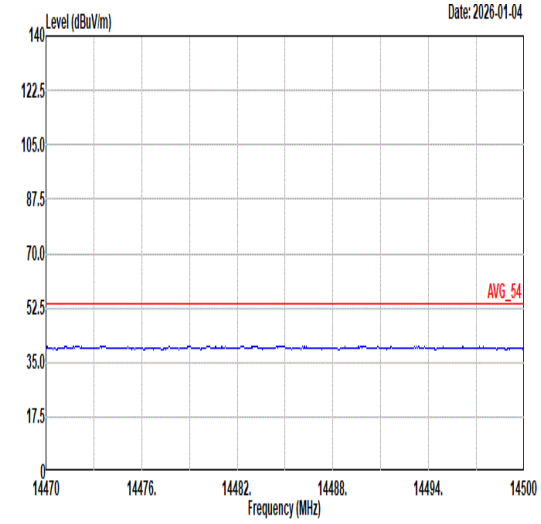 Site : 03CH11-HY Condition: AVG_54 3m 9120D_01620_250915 HORIZONTAL	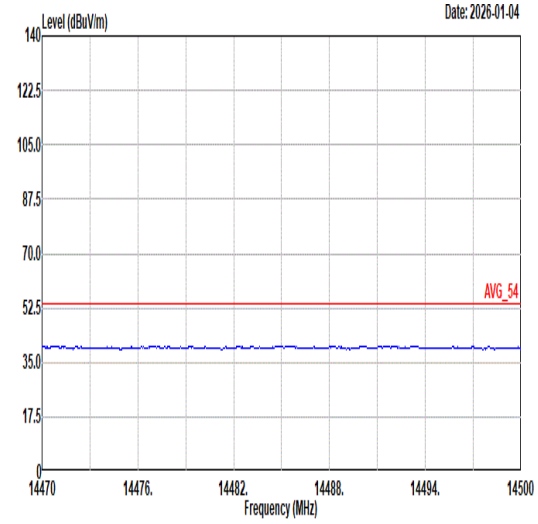 Site : 03CH11-HY Condition: AVG_54 3m 9120D_01620_250915 VERTICAL
17.7G ~18G Avg	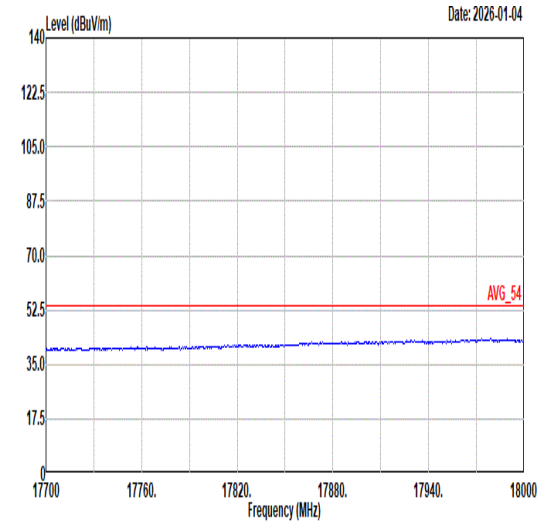 Site : 03CH11-HY Condition: AVG_54 3m 9120D_01620_250915 HORIZONTAL	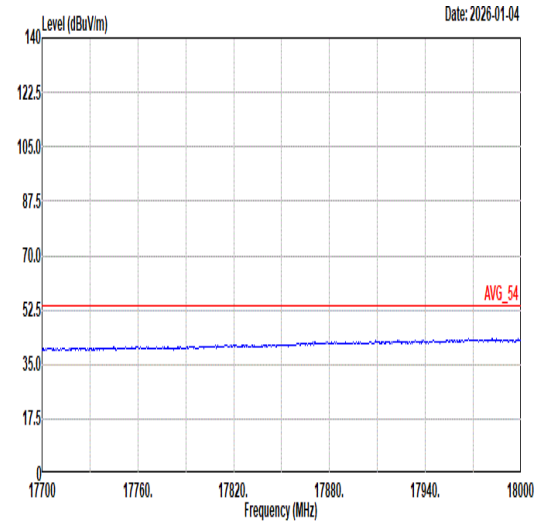 Site : 03CH11-HY Condition: AVG_54 3m 9120D_01620_250915 VERTICAL

Mode	90	
	Band Edge	
	U-NII-3_5.725-5.85_802.11be EHT20_CH165_Partial RU 26/8_5825MHz	
ANT	3+4	
Pol.	Horizontal	Fundamental
Peak	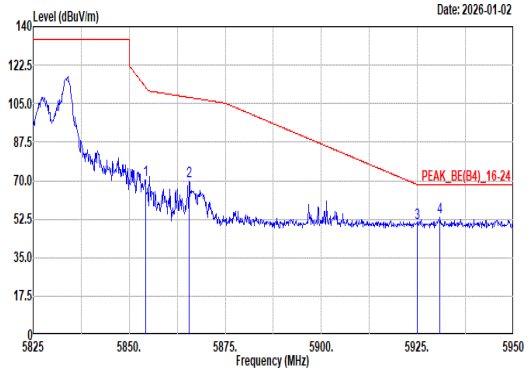 Site : 03CH11-HY Condition: PEAK_BE(B4)_16-24 3m 9120D_01620_250915 HORIZONTAL : RBW:1000.000kHz VBW:3000.000kHz SWT:Auto Freq Level Limit Line Margin Read Level Ant Factor Cable Loss Preamp Factor Aux Factor APos TPos Remark MHz dBuV/m dBuV/m dB dBuV dB/m dB dB dB cm deg 1 5854.25 70.25 112.51 -42.26 58.94 33.92 10.25 32.86 0.00 235 64 Peak 2 5865.63 69.53 107.82 -38.29 58.15 33.96 10.29 32.87 0.00 235 64 Peak 3 5925.00 50.89 68.20 -17.31 39.15 34.15 10.48 32.89 0.00 235 64 Peak 4 5930.88 53.30 68.20 -14.90 41.53 34.16 10.50 32.89 0.00 235 64 Peak	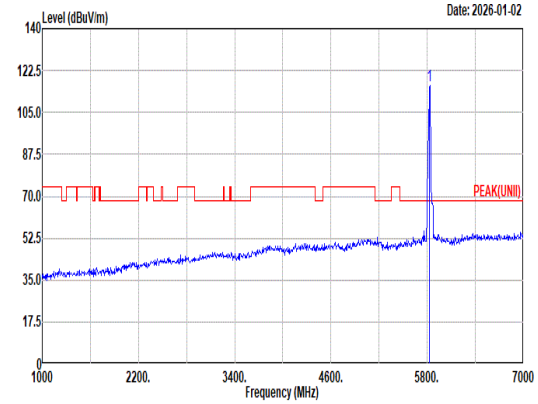 Site : 03CH11-HY Condition: PEAK(UNII) 3m 9120D_01620_250915 HORIZONTAL : RBW:1000.000kHz VBW:3000.000kHz SWT:Auto Freq Level Limit Line Margin Read Level Ant Factor Cable Loss Preamp Factor Aux Factor APos TPos Remark MHz dBuV/m dBuV/m dB dBuV dB/m dB dB dB cm deg 1 5825.00 116.07 ------ ------ 104.83 33.90 10.20 32.86 0.00 235 64 Peak
Avg	Blank	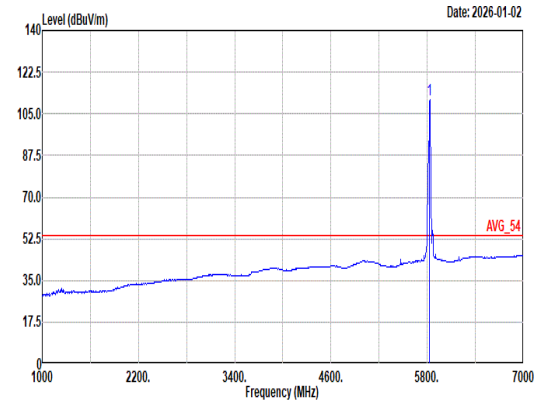 Site : 03CH11-HY Condition: AVG_54 3m 9120D_01620_250915 HORIZONTAL : RBW:1000.000kHz VBW:0.680kHz SWT:Auto Freq Level Limit Line Margin Read Level Ant Factor Cable Loss Preamp Factor Aux Factor APos TPos Remark MHz dBuV/m dBuV/m dB dBuV dB/m dB dB dB cm deg 1 5825.00 111.16 ------ ------ 99.92 33.90 10.20 32.86 0.00 235 64 Average

Mode	90	
	Band Edge	
	U-NII-3_5.725-5.85_802.11be EHT20_CH165_Partial RU 26/8_5825MHz	
ANT	3+4	
Pol.	Vertical	Fundamental
Peak	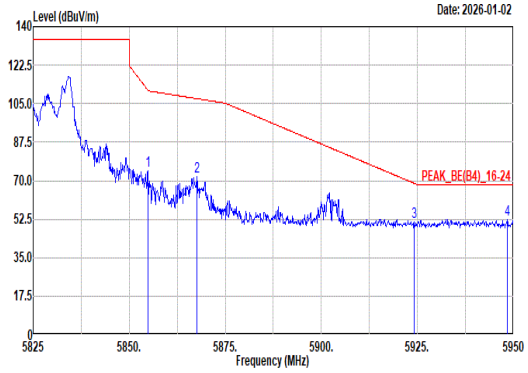 Site : 03CH11-HY Condition: PEAK_BE(B4)_16-24 3m 9120D_01620_250915 VERTICAL : RBW:1000.000kHz VBW:3000.000kHz SWT:Auto Freq Level Limit Line Margin Read Level Ant Factor Cable Loss Preamp Factor Aux Factor APos TPos Remark MHz dBuV/m dBuV/m dB dBuV dB/m dB dB dB cm deg 1 5854.88 74.38 111.08 -36.70 63.06 33.92 10.26 32.86 0.00 100 343 Peak 2 5867.63 71.87 107.26 -35.39 60.47 33.97 10.30 32.87 0.00 100 343 Peak 3 5924.13 51.10 68.84 -17.74 39.36 34.15 10.48 32.89 0.00 100 343 Peak 4 5948.38 52.44 68.20 -15.76 40.59 34.20 10.55 32.90 0.00 100 343 Peak	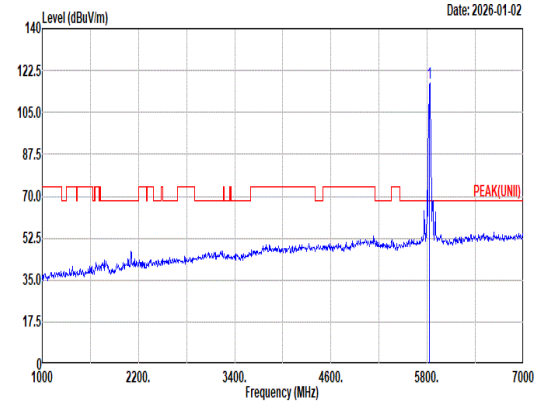 Site : 03CH11-HY Condition: PEAK(UNII) 3m 9120D_01620_250915 VERTICAL : RBW:1000.000kHz VBW:3000.000kHz SWT:Auto Freq Level Limit Line Margin Read Level Ant Factor Cable Loss Preamp Factor Aux Factor APos TPos Remark MHz dBuV/m dBuV/m dB dBuV dB/m dB dB dB cm deg 1 5825.00 117.04 ------ ------ 105.80 33.90 10.20 32.86 0.00 100 343 Peak
Avg	Blank	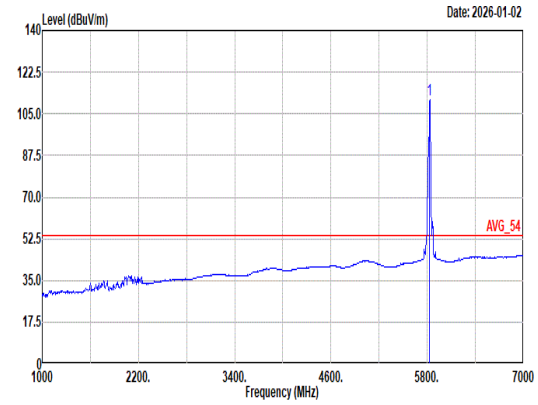 Site : 03CH11-HY Condition: AVG_54 3m 9120D_01620_250915 VERTICAL : RBW:1000.000kHz VBW:0.680kHz SWT:Auto Freq Level Limit Line Margin Read Level Ant Factor Cable Loss Preamp Factor Aux Factor APos TPos Remark MHz dBuV/m dBuV/m dB dBuV dB/m dB dB dB cm deg 1 5825.00 111.01 ------ ------ 99.77 33.90 10.20 32.86 0.00 100 343 Average

Mode	91	
	Band Edge	
	U-NII-3_5.725-5.85_802.11be EHT20_CH165_Partial RU 52/40_5825MHz	
ANT	3+4	
Pol.	Horizontal	Fundamental
Peak	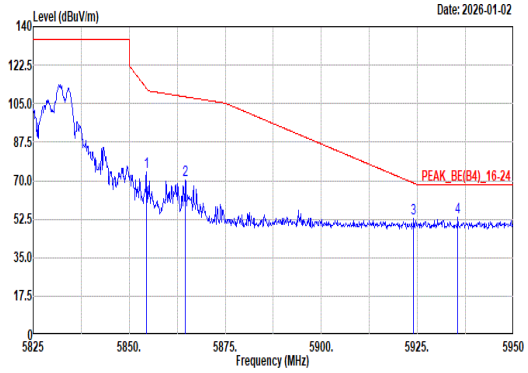 Site : 03CH11-HY Condition: PEAK_BE(B4)_16-24 3m 9120D_01620_250915 HORIZONTAL : RBW:1000.000kHz VBW:3000.000kHz SWT:Auto Freq Level Limit Line Margin Read Level Ant Factor Cable Loss Preamp Factor Aux Factor APos TPos Remark 1 5854.50 73.89 111.94 -38.05 62.58 33.92 10.25 32.86 0.00 126 10 Peak 2 5864.63 70.02 108.10 -38.08 58.64 33.96 10.29 32.87 0.00 126 10 Peak 3 5924.00 53.02 68.94 -15.92 41.28 34.15 10.48 32.89 0.00 126 10 Peak 4 5935.50 53.10 68.20 -15.10 41.32 34.17 10.51 32.90 0.00 126 10 Peak	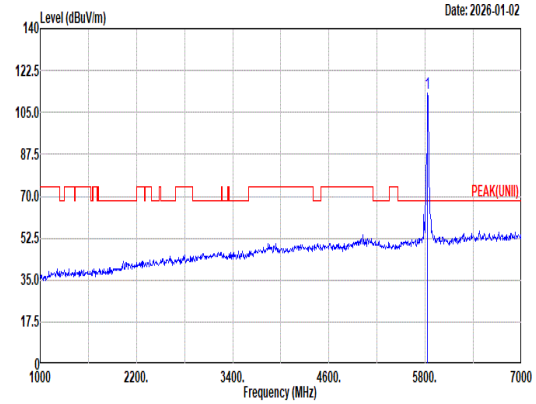 Site : 03CH11-HY Condition: PEAK(UNII) 3m 9120D_01620_250915 HORIZONTAL : RBW:1000.000kHz VBW:3000.000kHz SWT:Auto Freq Level Limit Line Margin Read Level Ant Factor Cable Loss Preamp Factor Aux Factor APos TPos Remark 1 5825.00 113.27 ------ ------ 102.05 33.90 10.18 32.86 0.00 126 10 Peak
Avg	Blank	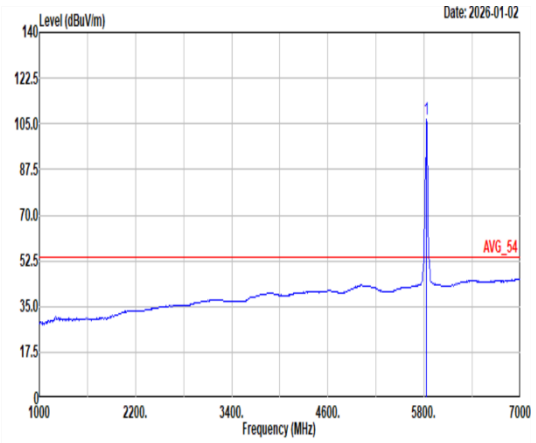 Site : 03CH11-HY Condition: AVG_54 3m 9120D_01620_250915 HORIZONTAL : RBW:1000.000kHz VBW:0.720kHz SWT:Auto Freq Level Limit Line Margin Read Level Ant Factor Cable Loss Preamp Factor Aux Factor APos TPos Remark 1 5825.00 106.82 ------ ------ 95.60 33.90 10.18 32.86 0.00 126 10 Average

Mode	91	
	Band Edge	
	U-NII-3_5.725-5.85_802.11be EHT20_CH165_Partial RU 52/40_5825MHz	
ANT	3+4	
Pol.	Vertical	Fundamental
Peak	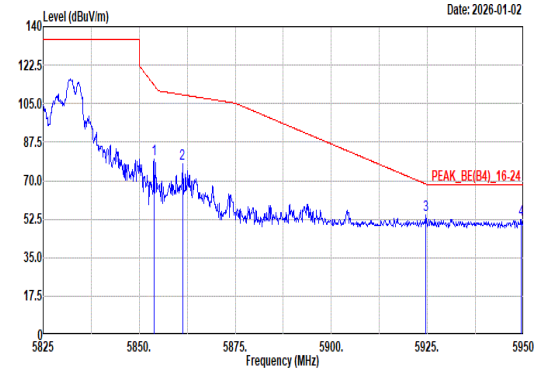 Site : 03CH11-HY Condition: PEAK_BE(B4)_16-24 3m 9120D_01620_250915 VERTICAL : RBW:1000.000kHz VBW:3000.000kHz SWT:Auto Freq Level Limit Line Margin Read Level Ant Factor Cable Loss Preamp Factor Aux Factor APos TPos Remark MHz dBuV/m dBuV/m dB dBuV dB/m dB dB dB cm deg 1 5853.88 79.85 113.36 -33.51 68.54 33.92 10.25 32.86 0.00 109 343 Peak 2 5861.25 77.75 109.05 -31.30 66.40 33.94 10.28 32.87 0.00 109 343 Peak 3 5924.63 54.24 68.48 -14.24 42.50 34.15 10.48 32.89 0.00 109 343 Peak 4 5949.38 52.46 68.20 -15.74 40.60 34.20 10.56 32.90 0.00 109 343 Peak	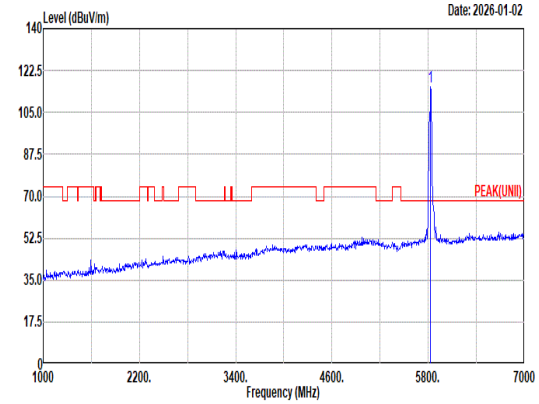 Site : 03CH11-HY Condition: PEAK(UNII) 3m 9120D_01620_250915 VERTICAL : RBW:1000.000kHz VBW:3000.000kHz SWT:Auto Freq Level Limit Line Margin Read Level Ant Factor Cable Loss Preamp Factor Aux Factor APos TPos Remark MHz dBuV/m dBuV/m dB dBuV dB/m dB dB dB cm deg 1 5825.00 115.63 ------ ------ 104.41 33.90 10.18 32.86 0.00 109 343 Peak
Avg	Blank	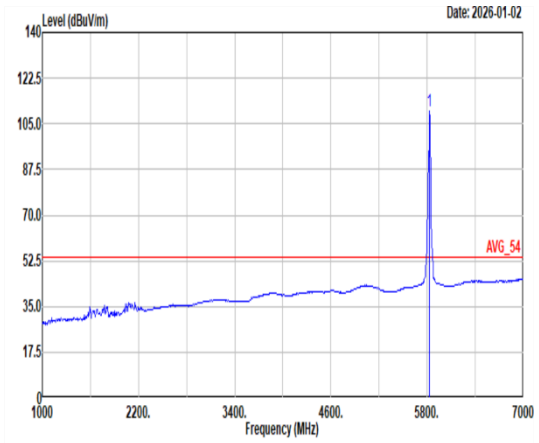 Site : 03CH11-HY Condition: AVG_54 3m 9120D_01620_250915 VERTICAL : RBW:1000.000kHz VBW:0.720kHz SWT:Auto Freq Level Limit Line Margin Read Level Ant Factor Cable Loss Preamp Factor Aux Factor APos TPos Remark MHz dBuV/m dBuV/m dB dBuV dB/m dB dB dB cm deg 1 5825.00 109.73 ------ ------ 98.51 33.90 10.18 32.86 0.00 109 343 Average

Mode	92	
	Band Edge	
	U-NII-3_5.725-5.85_802.11be EHT20_CH165_Partial RU 106/54_5825MHz	
ANT	3+4	
Pol.	Horizontal	Fundamental
Peak	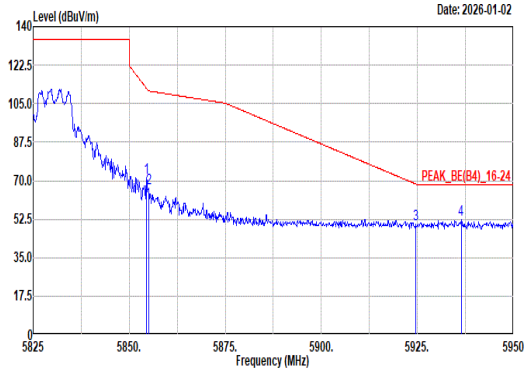 Site : 03CH11-HY Condition: PEAK_BE(B4)_16-24 3m 9120D_01620_250915 HORIZONTAL : RBW:1000.000kHz VBW:3000.000kHz SWT:Auto Freq Level Limit Line Margin Read Level Ant Factor Cable Loss Preamp Factor Aux Factor APos TPos Remark MHz dBuV/m dBuV/m dB dBuV dB/m dB dB dB cm deg 1 5854.50 71.45 111.94 -40.49 60.14 33.92 10.25 32.86 0.00 125 8 Peak 2 5855.00 66.61 110.80 -44.19 55.29 33.92 10.26 32.86 0.00 125 8 Peak 3 5924.63 50.27 68.48 -18.21 38.53 34.15 10.48 32.89 0.00 125 8 Peak 4 5936.38 52.27 68.20 -15.93 40.48 34.17 10.52 32.90 0.00 125 8 Peak	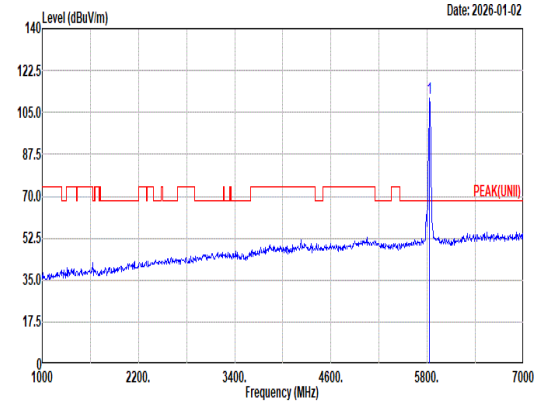 Site : 03CH11-HY Condition: PEAK(UNII) 3m 9120D_01620_250915 HORIZONTAL : RBW:1000.000kHz VBW:3000.000kHz SWT:Auto Freq Level Limit Line Margin Read Level Ant Factor Cable Loss Preamp Factor Aux Factor APos TPos Remark MHz dBuV/m dBuV/m dB dBuV dB/m dB dB dB cm deg 1 5825.00 111.08 ------ ------ 99.86 33.90 10.18 32.86 0.00 125 8 Peak
Avg	Blank	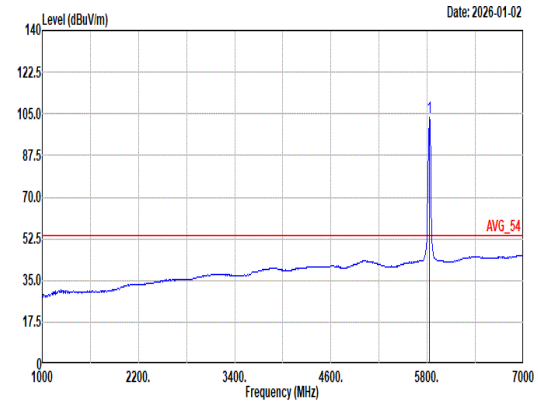 Site : 03CH11-HY Condition: AVG_54 3m 9120D_01620_250915 HORIZONTAL : RBW:1000.000kHz VBW:0.820kHz SWT:Auto Freq Level Limit Line Margin Read Level Ant Factor Cable Loss Preamp Factor Aux Factor APos TPos Remark MHz dBuV/m dBuV/m dB dBuV dB/m dB dB dB cm deg 1 5825.00 103.75 ------ ------ 92.53 33.90 10.18 32.86 0.00 125 8 Average

Mode	92	
	Band Edge	
	U-NII-3_5.725-5.85_802.11be EHT20_CH165_Partial RU 106/54_5825MHz	
ANT	3+4	
Pol.	Vertical	Fundamental
Peak	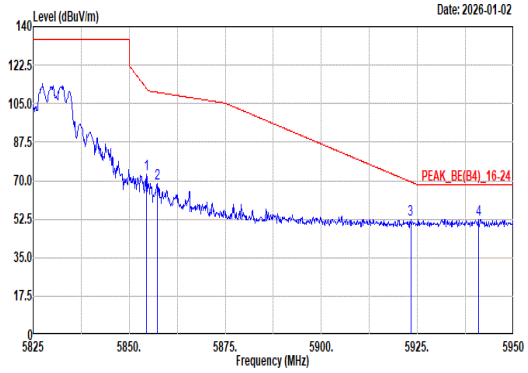 Site : 03CH11-HY Condition: PEAK_BE(B4)_16-24 3m 9120D_01620_250915 VERTICAL : RBW:1000.000kHz VBW:3000.000kHz SWT:Auto Freq Level Limit Line Margin Read Level Ant Factor Cable Loss Preamp Factor Aux Factor APos TPos Remark MHz dBuV/m dBuV/m dB dBuV dB/m dB dB dB cm deg 1 5854.50 72.77 111.94 -39.17 61.46 33.92 10.25 32.86 0.00 100 4 Peak 2 5857.38 68.42 110.13 -41.71 57.10 33.93 10.26 32.87 0.00 100 4 Peak 3 5923.25 52.23 69.49 -17.26 40.50 34.15 10.47 32.89 0.00 100 4 Peak 4 5940.88 52.52 68.20 -15.68 40.71 34.18 10.53 32.90 0.00 100 4 Peak	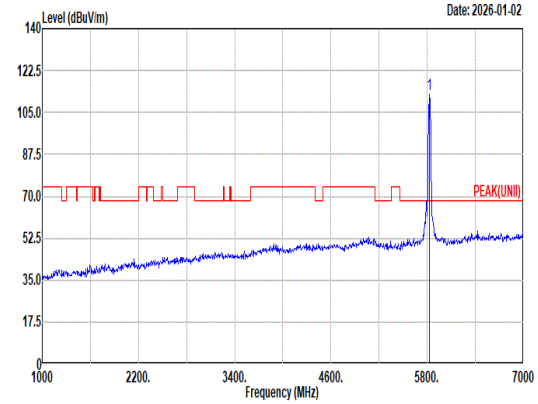 Site : 03CH11-HY Condition: PEAK(UNII) 3m 9120D_01620_250915 VERTICAL : RBW:1000.000kHz VBW:3000.000kHz SWT:Auto Freq Level Limit Line Margin Read Level Ant Factor Cable Loss Preamp Factor Aux Factor APos TPos Remark MHz dBuV/m dBuV/m dB dBuV dB/m dB dB dB cm deg 1 5825.00 112.67 ------ ------ 101.45 33.90 10.18 32.86 0.00 100 4 Peak
Avg	Blank	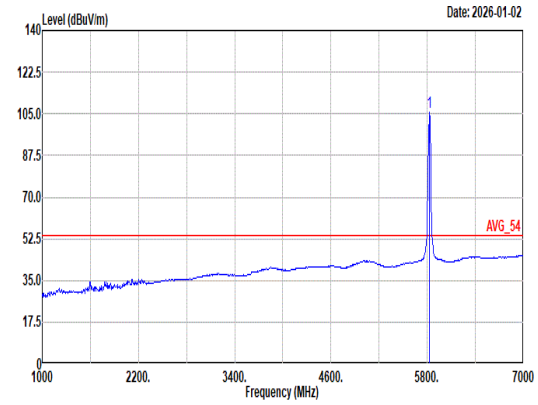 Site : 03CH11-HY Condition: AVG_54 3m 9120D_01620_250915 VERTICAL : RBW:1000.000kHz VBW:0.820kHz SWT:Auto Freq Level Limit Line Margin Read Level Ant Factor Cable Loss Preamp Factor Aux Factor APos TPos Remark MHz dBuV/m dBuV/m dB dBuV dB/m dB dB dB cm deg 1 5825.00 105.89 ------ ------ 94.67 33.90 10.18 32.86 0.00 100 4 Average

Mode	93
	Band Edge - L
	U-NII-3_5.725-5.85_802.11be EHT40_CH151_Full RU_5755MHz
ANT	3+4

Pol.	Horizontal	Fundamental
Peak	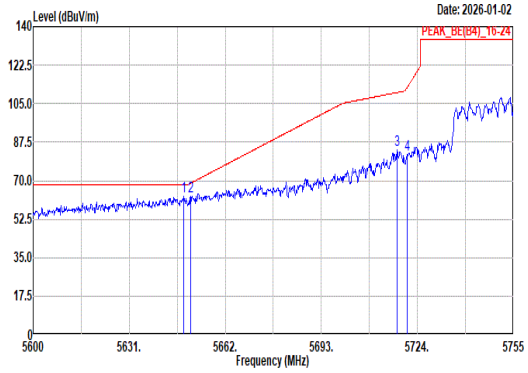 Site : 03CH11-HY Condition: PEAK_BE(B4)_16-24 3m 9120D_01620_250915 HORIZONTAL : RBW:1000.000kHz VBW:3000.000kHz SWT:Auto Freq Level Limit Line Margin Read Level Ant Factor Cable Loss Preamp Factor Aux Factor APos TPos Remark MHz dBuV/m dBuV/m dB dBuV dB/m dB dB dB cm deg 1 5648.67 62.91 68.20 -5.29 52.37 32.99 10.34 32.79 0.00 228 0 Peak 2 5650.84 62.85 68.82 -5.97 52.30 33.01 10.33 32.79 0.00 228 0 Peak 3 5717.34 84.06 110.05 -25.99 73.18 33.47 10.22 32.81 0.00 228 0 Peak 4 5720.59 81.89 112.15 -30.26 71.01 33.48 10.21 32.81 0.00 228 0 Peak	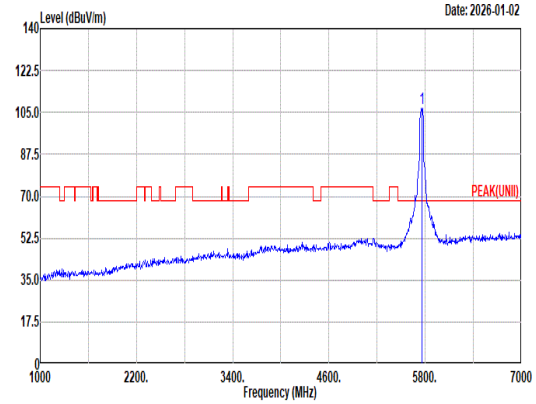 Site : 03CH11-HY Condition: PEAK(UNII) 3m 9120D_01620_250915 HORIZONTAL : RBW:1000.000kHz VBW:3000.000kHz SWT:Auto Freq Level Limit Line Margin Read Level Ant Factor Cable Loss Preamp Factor Aux Factor APos TPos Remark MHz dBuV/m dBuV/m dB dBuV dB/m dB dB dB cm deg 1 5755.00 106.88 ------ ------ 95.86 33.72 10.13 32.83 0.00 228 0 Peak
Avg	Blank	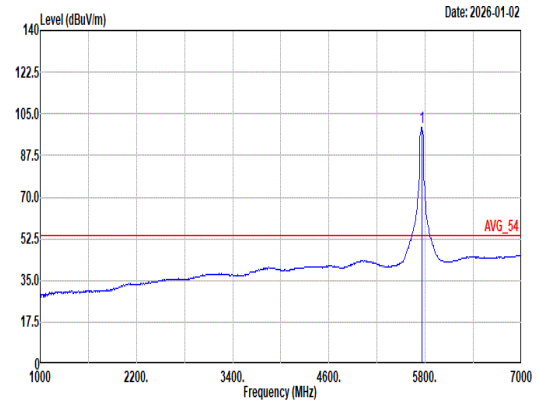 Site : 03CH11-HY Condition: AVG_54 3m 9120D_01620_250915 HORIZONTAL : RBW:1000.000kHz VBW:0.010kHz SWT:Auto Freq Level Limit Line Margin Read Level Ant Factor Cable Loss Preamp Factor Aux Factor APos TPos Remark MHz dBuV/m dBuV/m dB dBuV dB/m dB dB dB cm deg 1 5755.00 99.48 ------ ------ 88.54 33.61 10.16 32.83 0.00 228 0 Average

Mode	93	
	Band Edge - R	
	U-NII-3_5.725-5.85_802.11be EHT40_CH151_Full RU_5755MHz	
ANT	3+4	
Pol.	Horizontal	Fundamental
Peak	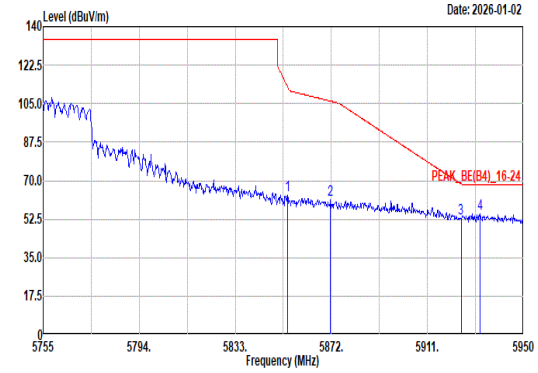 Site : 03CH11-HY Condition: PEAK_BE(B4)_16-24 3m 9120D_01620_250915 HORIZONTAL : RBW:1000.000kHz VBW:3000.000kHz SWT:Auto Limit Read Ant Cable Preamp Aux APos TPos Freq Level Line Margin Level Factor Loss Factor Factor Remark MHz dBuV/m dBuV/m dB dBuV dB/m dB dB dB cm deg 1 5854.26 63.54 112.50 -48.96 52.23 33.92 10.25 32.86 0.00 228 0 Peak 2 5871.61 61.03 106.15 -45.12 49.60 33.99 10.31 32.87 0.00 228 0 Peak 3 5924.65 53.06 68.46 -15.40 41.32 34.15 10.48 32.89 0.00 228 0 Peak 4 5932.45 55.03 68.20 -13.17 43.26 34.16 10.50 32.89 0.00 228 0 Peak	Blank

Mode	93
	Band Edge - L
	U-NII-3_5.725-5.85_802.11be EHT40_CH151_Full RU_5755MHz
ANT	3+4

Pol.	Vertical	Fundamental
Peak	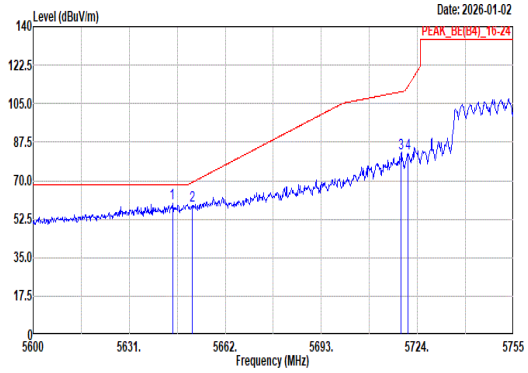 Site : 03CH11-HY Condition: PEAK_BE(B4)_16-24 3m 9120D_01620_250915 VERTICAL : RBW:1000.000kHz VBW:3000.000kHz SWT:Auto Freq Level Limit Line Margin Read Level Ant Factor Cable Loss Preamp Factor Aux Factor APos TPos Remark MHz dBuV/m dBuV/m dB dBuV dB/m dB dB dB cm deg 1 5644.95 59.91 68.20 -8.29 49.39 32.97 10.34 32.79 0.00 100 346 Peak 2 5651.31 58.58 69.17 -10.59 48.03 33.01 10.33 32.79 0.00 100 346 Peak 3 5718.73 82.64 110.44 -27.80 71.76 33.47 10.22 32.81 0.00 100 346 Peak 4 5720.90 82.55 112.85 -30.30 71.67 33.48 10.21 32.81 0.00 100 346 Peak	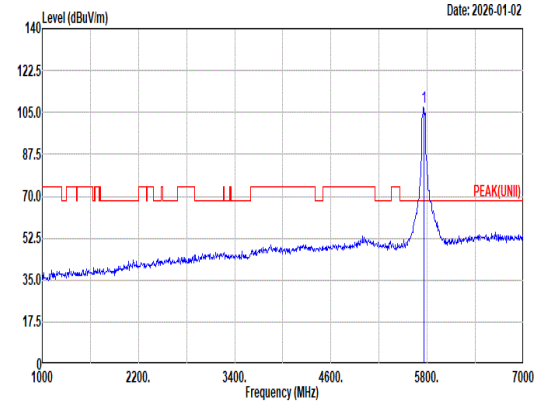 Site : 03CH11-HY Condition: PEAK(UNII) 3m 9120D_01620_250915 VERTICAL : RBW:1000.000kHz VBW:3000.000kHz SWT:Auto Freq Level Limit Line Margin Read Level Ant Factor Cable Loss Preamp Factor Aux Factor APos TPos Remark MHz dBuV/m dBuV/m dB dBuV dB/m dB dB dB cm deg 1 5755.00 107.08 ------ ------ 96.14 33.61 10.16 32.83 0.00 100 346 Peak
Avg	Blank	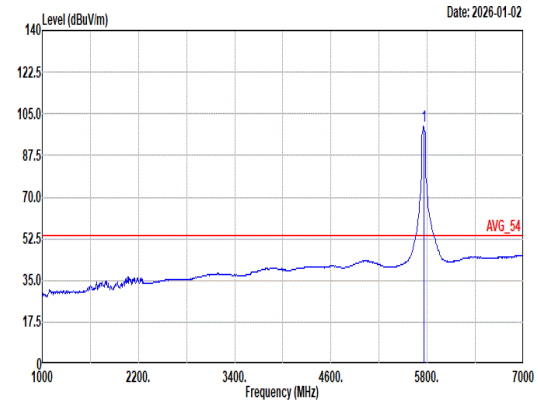 Site : 03CH11-HY Condition: AVG_54 3m 9120D_01620_250915 VERTICAL : RBW:1000.000kHz VBW:0.010kHz SWT:Auto Freq Level Limit Line Margin Read Level Ant Factor Cable Loss Preamp Factor Aux Factor APos TPos Remark MHz dBuV/m dBuV/m dB dBuV dB/m dB dB dB cm deg 1 5755.00 99.68 ------ ------ 88.74 33.61 10.16 32.83 0.00 100 346 Average

Mode	93	
	Band Edge - R	
	U-NII-3_5.725-5.85_802.11be EHT40_CH151_Full RU_5755MHz	
ANT	3+4	
Pol.	Vertical	Fundamental
Peak	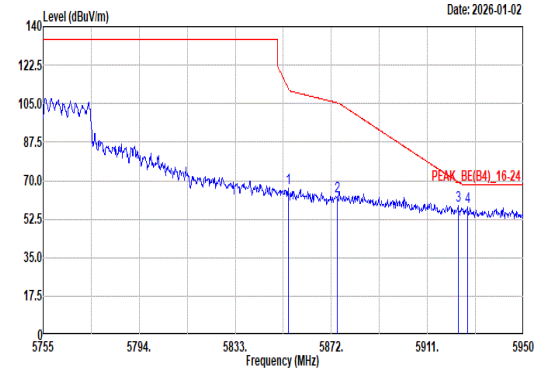 Site : 03CH11-HY Condition: PEAK_BE(B4)_16-24 3m 9120D_01620_250915 VERTICAL : RBW:1000.000kHz VBW:3000.000kHz SWT:Auto Limit Read Ant Cable Preamp Aux APos TPos Freq Level Line Margin Level Factor Loss Factor Factor Remark MHz dBuV/m dBuV/m dB dBuV dB/m dB dB dB cm deg 1 5854.45 66.56 112.05 -45.49 55.25 33.92 10.25 32.86 0.00 100 346 Peak 2 5874.34 63.07 105.38 -42.31 51.62 34.00 10.32 32.87 0.00 100 346 Peak 3 5923.48 58.69 69.32 -10.63 46.95 34.15 10.48 32.89 0.00 100 346 Peak 4 5927.38 57.93 68.20 -10.27 46.18 34.15 10.49 32.89 0.00 100 346 Peak	Blank

Mode	93	
	Harmonic	
	U-NII-3_5.725-5.85_802.11be EHT40_CH151_Full RU_5755MHz	
ANT	3+4	
Pol.	Horizontal	Vertical
Peak Avg	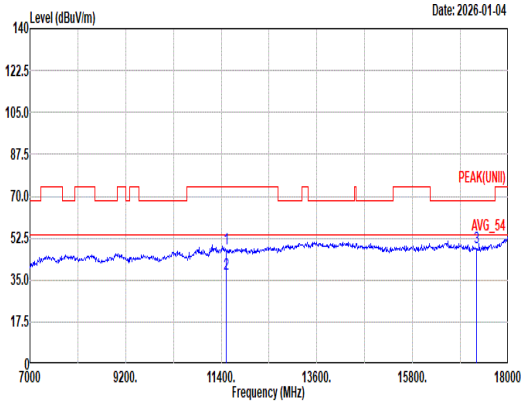 Site : 03CH11-HY Condition: PEAK(UNII) 3m 9120D_01620_250915 HORIZONTAL Freq Level Limit Line Margin Read Level Ant Factor Cable Loss Preamp Factor Aux Factor APos TPos Remark MHz dBuV/m dBuV/m dB dBuV dB/m dB dB dB cm deg 1 11510.00 48.25 74.00 -25.75 57.55 38.88 17.49 66.10 0.43 -- -- Peak 2 11510.00 37.41 54.00 -16.59 46.71 38.88 17.49 66.10 0.43 -- -- Average 3 17265.00 48.51 68.20 -19.69 54.16 38.30 21.60 66.01 0.46 -- -- Peak	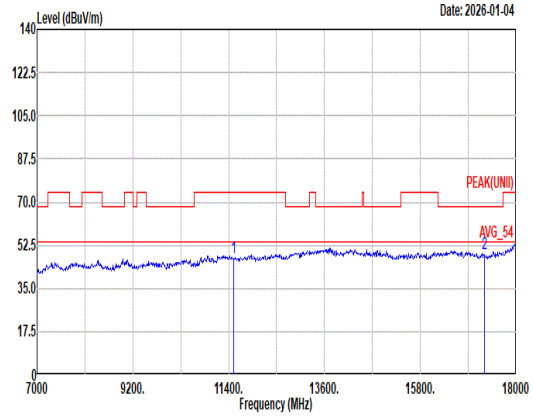 Site : 03CH11-HY Condition: PEAK(UNII) 3m 9120D_01620_250915 VERTICAL Freq Level Limit Line Margin Read Level Ant Factor Cable Loss Preamp Factor Aux Factor APos TPos Remark MHz dBuV/m dBuV/m dB dBuV dB/m dB dB dB cm deg 1 11510.00 47.60 74.00 -26.40 56.90 38.88 17.49 66.10 0.43 -- -- Peak 2 17265.00 48.95 68.20 -19.25 54.60 38.30 21.60 66.01 0.46 -- -- Peak

Mode	93	
	Harmonic	
	U-NII-3_5.725-5.85_802.11be EHT40_CH151_Full RU_5755MHz	
ANT	3+4	
Pol.	Horizontal	Vertical
14.47G ~14.5G Avg	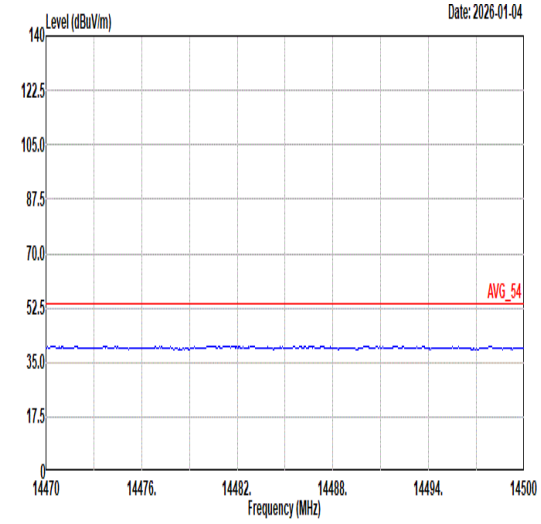 Site : 03CH11-HY Condition: AVG_54 3m 9120D_01620_250915 HORIZONTAL	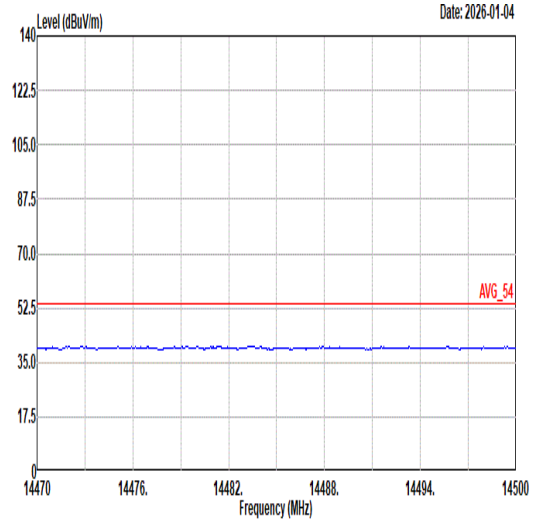 Site : 03CH11-HY Condition: AVG_54 3m 9120D_01620_250915 VERTICAL
17.7G ~18G Avg	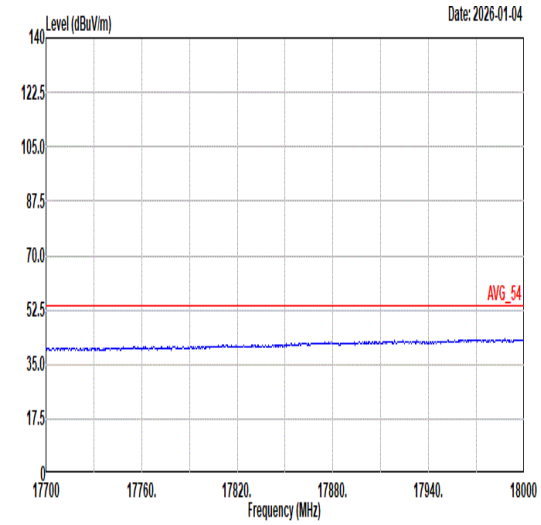 Site : 03CH11-HY Condition: AVG_54 3m 9120D_01620_250915 HORIZONTAL	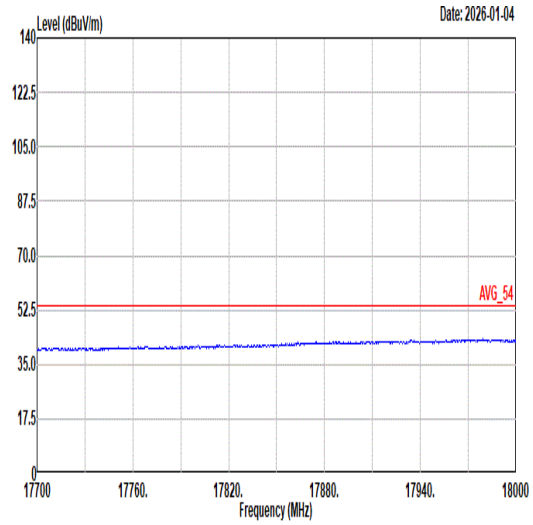 Site : 03CH11-HY Condition: AVG_54 3m 9120D_01620_250915 VERTICAL

Mode	94
	Band Edge - L
	U-NII-3_5.725-5.85_802.11be EHT40_CH159_Full RU_5795MHz
ANT	3+4

Pol.	Horizontal	Fundamental
Peak	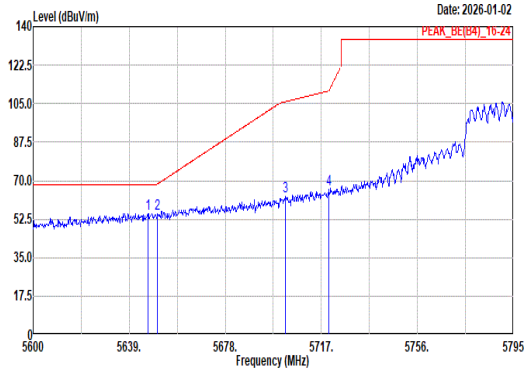 Site : 03CH11-HY Condition: PEAK_BE(B4)_16-24 3m 9120D_01620_250915 HORIZONTAL : RBW:1000.000kHz VBW:3000.000kHz SWT:Auto Freq Level Limit Line Margin Read Level Ant Factor Cable Loss Preamp Factor Aux Factor APos TPos Remark MHz dBuV/m dBuV/m dB dBuV dB/m dB dB dB cm deg 1 5646.61 54.98 68.20 -13.22 44.45 32.98 10.34 32.79 0.00 100 10 Peak 2 5650.51 54.77 68.58 -13.81 44.23 33.00 10.33 32.79 0.00 100 10 Peak 3 5702.38 62.76 105.87 -43.11 51.91 33.41 10.25 32.81 0.00 100 10 Peak 4 5720.12 66.02 111.07 -45.05 55.13 33.48 10.22 32.81 0.00 100 10 Peak	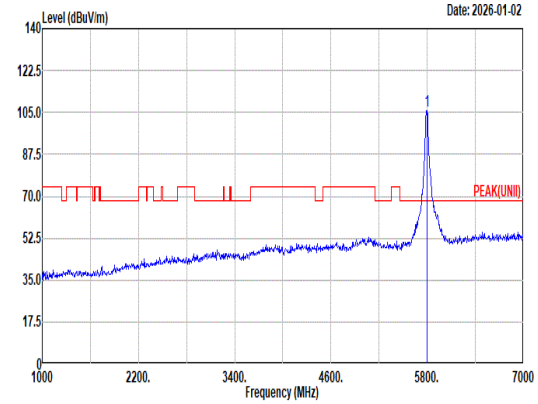 Site : 03CH11-HY Condition: PEAK(UNII) 3m 9120D_01620_250915 HORIZONTAL : RBW:1000.000kHz VBW:3000.000kHz SWT:Auto Freq Level Limit Line Margin Read Level Ant Factor Cable Loss Preamp Factor Aux Factor APos TPos Remark MHz dBuV/m dBuV/m dB dBuV dB/m dB dB dB cm deg 1 5795.00 105.79 ------ ------ 94.65 33.90 10.08 32.84 0.00 100 10 Peak
Avg	Blank	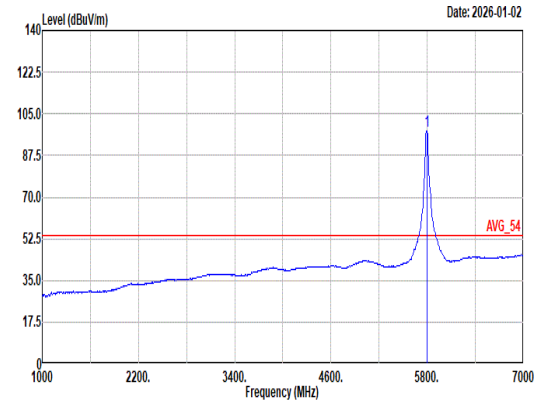 Site : 03CH11-HY Condition: AVG_54 3m 9120D_01620_250915 HORIZONTAL : RBW:1000.000kHz VBW:0.010kHz SWT:Auto Freq Level Limit Line Margin Read Level Ant Factor Cable Loss Preamp Factor Aux Factor APos TPos Remark MHz dBuV/m dBuV/m dB dBuV dB/m dB dB dB cm deg 1 5795.00 97.94 ------ ------ 86.80 33.90 10.08 32.84 0.00 100 10 Average

Mode	94	
	Band Edge - R	
	U-NII-3_5.725-5.85_802.11be EHT40_CH159_Full RU_5795MHz	
ANT	3+4	
Pol.	Horizontal	Fundamental
Peak	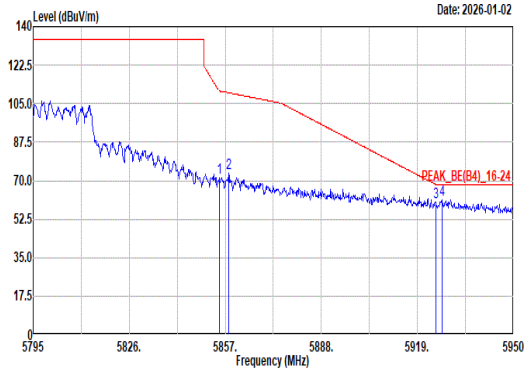 Site : 03CH11-HY Condition: PEAK_BE(B4)_16-24 3m 9120D_01620_250915 HORIZONTAL : RBW:1000.000kHz VBW:3000.000kHz SWT:Auto Limit Read Ant Cable Preamp Aux APos TPos Freq Level Line Margin Level Factor Loss Factor Factor Remark MHz dBuV/m dBuV/m dB dBuV dB/m dB dB dB cm deg 1 5854.99 71.43 110.83 -39.40 60.11 33.92 10.26 32.86 0.00 100 10 Peak 2 5858.09 73.42 109.93 -36.51 62.09 33.93 10.27 32.87 0.00 100 10 Peak 3 5924.89 60.19 68.28 -8.09 48.45 34.15 10.48 32.89 0.00 100 10 Peak 4 5927.06 61.28 68.20 -6.92 49.53 34.15 10.49 32.89 0.00 100 10 Peak	Blank

Mode	94
	Band Edge - L
	U-NII-3_5.725-5.85_802.11be EHT40_CH159_Full RU_5795MHz
ANT	3+4

Pol.	Vertical	Fundamental
Peak	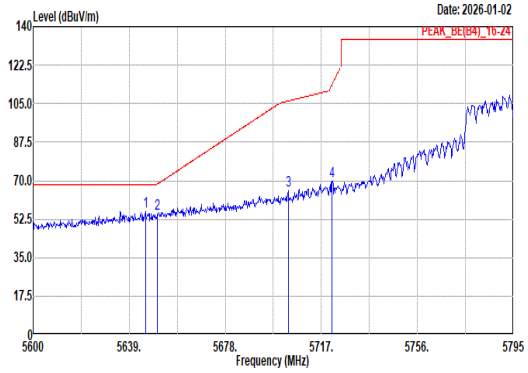 Site : 03CH11-HY Condition: PEAK_BE(B4)_16-24 3m 9120D_01620_250915 VERTICAL : RBW:1000.000kHz VBW:3000.000kHz SWT:Auto Freq Level Limit Line Margin Read Level Ant Factor Cable Loss Preamp Factor Aux Factor APos TPos Remark MHz dBuV/m dBuV/m dB dBuV dB/m dB dB dB cm deg 1 5645.63 55.90 68.20 -12.30 45.38 32.97 10.34 32.79 0.00 100 356 Peak 2 5650.51 55.19 68.58 -13.39 44.65 33.00 10.33 32.79 0.00 100 356 Peak 3 5703.55 65.69 106.19 -40.50 54.85 33.41 10.24 32.81 0.00 100 356 Peak 4 5721.29 69.79 113.74 -43.95 58.90 33.49 10.21 32.81 0.00 100 356 Peak	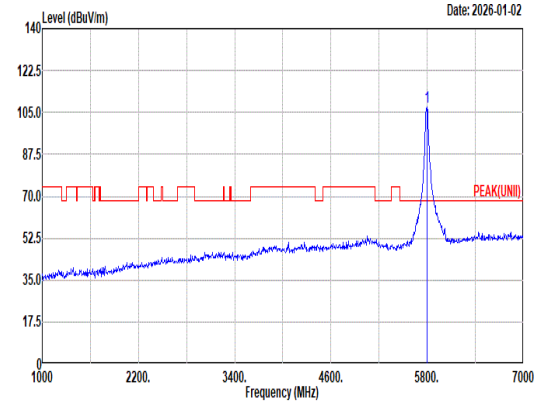 Site : 03CH11-HY Condition: PEAK(UNII) 3m 9120D_01620_250915 VERTICAL : RBW:1000.000kHz VBW:3000.000kHz SWT:Auto Freq Level Limit Line Margin Read Level Ant Factor Cable Loss Preamp Factor Aux Factor APos TPos Remark MHz dBuV/m dBuV/m dB dBuV dB/m dB dB dB cm deg 1 5795.00 107.50 ------ ------ 96.36 33.90 10.08 32.84 0.00 100 356 Peak
Avg	Blank	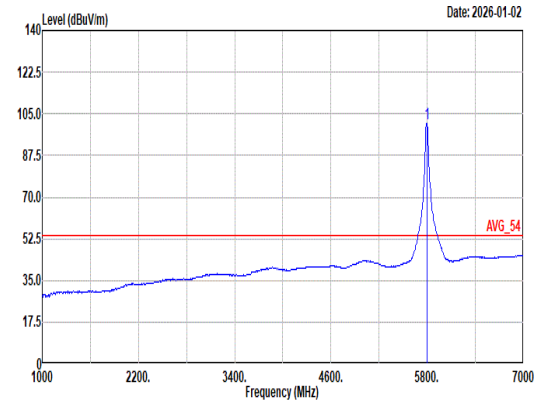 Site : 03CH11-HY Condition: AVG_54 3m 9120D_01620_250915 VERTICAL : RBW:1000.000kHz VBW:0.010kHz SWT:Auto Freq Level Limit Line Margin Read Level Ant Factor Cable Loss Preamp Factor Aux Factor APos TPos Remark MHz dBuV/m dBuV/m dB dBuV dB/m dB dB dB cm deg 1 5795.00 100.78 ------ ------ 89.67 33.86 10.09 32.84 0.00 100 356 Average

Mode	94	
	Band Edge - R	
	U-NII-3_5.725-5.85_802.11be EHT40_CH159_Full RU_5795MHz	
ANT	3+4	
Pol.	Vertical	Fundamental
Peak	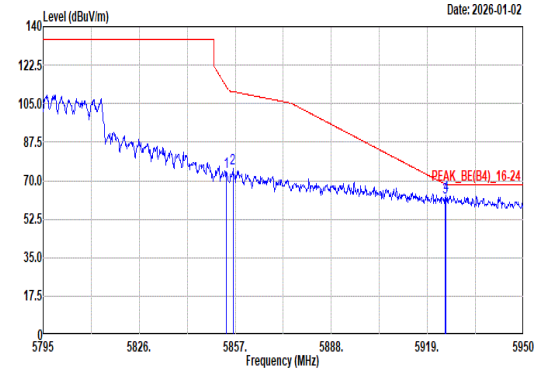 Site : 03CH11-HY Condition: PEAK_BE(B4)_16-24 3m 9120D_01620_250915 VERTICAL : RBW:1000.000kHz VBW:3000.000kHz SWT:Auto Limit Read Ant Cable Preamp Aux APos TPos Freq Level Line Margin Level Factor Loss Factor Factor Remark MHz dBuV/m dBuV/m dB dBuV dB/m dB dB dB cm deg 1 5854.21 74.08 112.60 -38.52 62.77 33.92 10.25 32.86 0.00 100 356 Peak 2 5856.23 75.55 110.46 -34.91 64.24 33.92 10.26 32.87 0.00 100 356 Peak 3 5924.74 62.59 68.40 -5.81 50.85 34.15 10.48 32.89 0.00 100 356 Peak 4 5925.05 63.41 68.20 -4.79 51.67 34.15 10.48 32.89 0.00 100 356 Peak	Blank

Mode	94	
	Harmonic	
	U-NII-3_5.725-5.85_802.11be EHT40_CH159_Full RU_5795MHz	
ANT	3+4	
Pol.	Horizontal	Vertical
Peak Avg	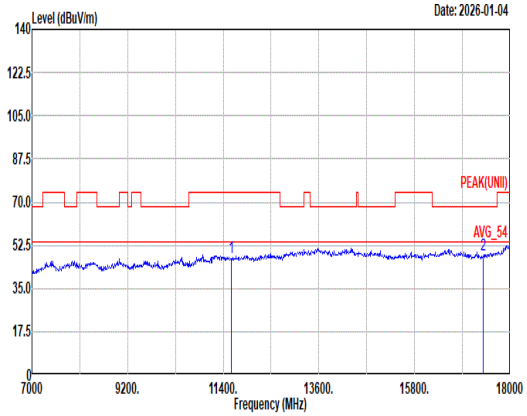 Site : 03CH11-HY Condition: PEAK(UNII) 3m 9120D_01620_250915 HORIZONTAL Freq Level Limit Line Margin Read Level Ant Factor Cable Loss Preamp Factor Aux Factor APos TPos Remark MHz dBuV/m dBuV/m dB dBuV dB/m dB dB dB cm deg 1 11590.00 47.61 74.00 -26.39 57.02 38.64 17.57 66.06 0.44 -- -- Peak 2 17385.00 48.49 68.20 -19.71 53.91 38.54 21.67 66.11 0.48 -- -- Peak	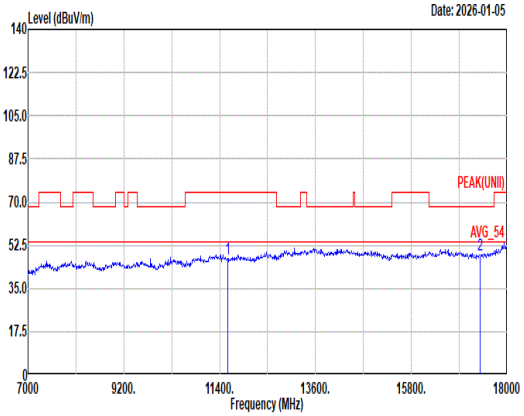 Site : 03CH11-HY Condition: PEAK(UNII) 3m 9120D_01620_250915 VERTICAL Freq Level Limit Line Margin Read Level Ant Factor Cable Loss Preamp Factor Aux Factor APos TPos Remark MHz dBuV/m dBuV/m dB dBuV dB/m dB dB dB cm deg 1 11590.00 47.23 74.00 -26.77 56.64 38.64 17.57 66.06 0.44 -- -- Peak 2 17385.00 48.76 68.20 -19.44 54.18 38.54 21.67 66.11 0.48 -- -- Peak

Mode	94	
	Harmonic	
	U-NII-3_5.725-5.85_802.11be EHT40_CH159_Full RU_5795MHz	
ANT	3+4	
Pol.	Horizontal	Vertical
14.47G ~14.5G Avg	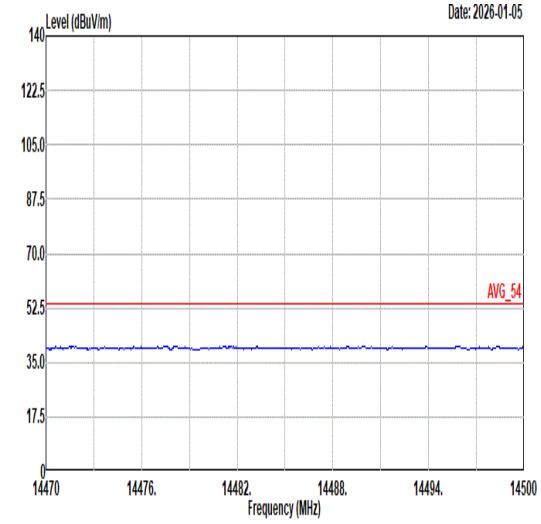 Site : 03CH11-HY Condition: AVG_54 3m 9120D_01620_250915 HORIZONTAL	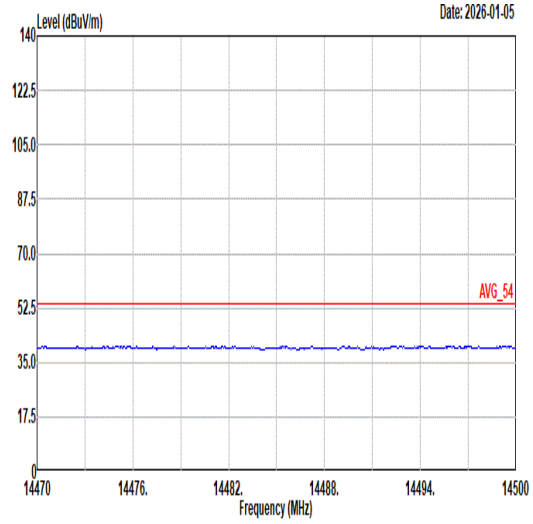 Site : 03CH11-HY Condition: AVG_54 3m 9120D_01620_250915 VERTICAL
17.7G ~18G Avg	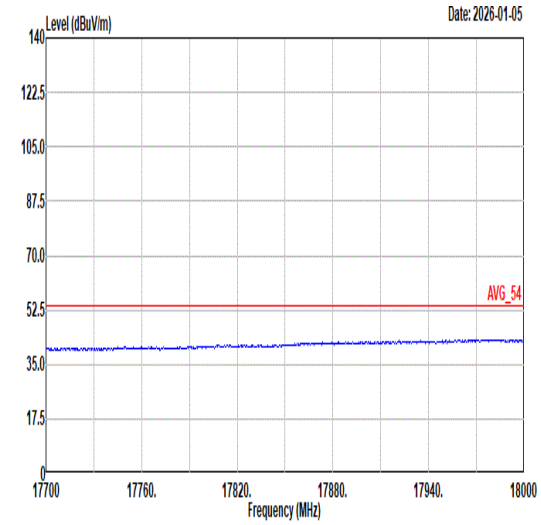 Site : 03CH11-HY Condition: AVG_54 3m 9120D_01620_250915 HORIZONTAL	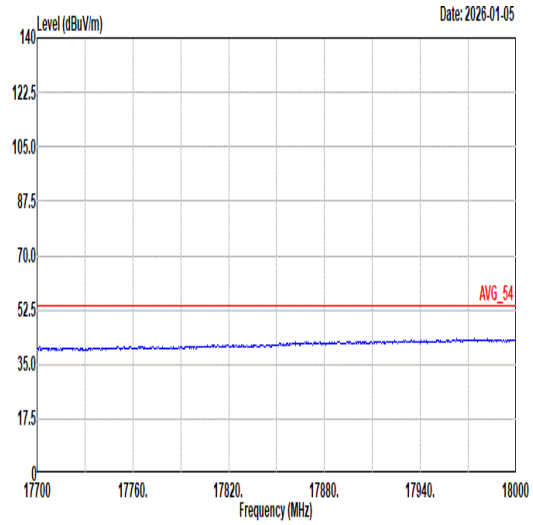 Site : 03CH11-HY Condition: AVG_54 3m 9120D_01620_250915 VERTICAL

Mode	95
	Band Edge - L
	U-NII-3_5.725-5.85_802.11be EHT80_CH155_Full RU_5775MHz
ANT	3+4

Pol.	Horizontal	Fundamental
Peak	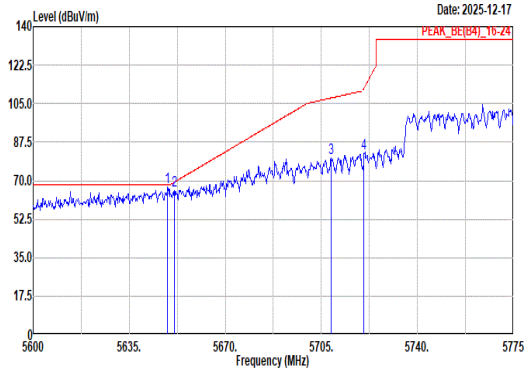 Site : 03CH11-HY Condition: PEAK_BE(B4)_16-24 3m 9120D_01620_250915 HORIZONTAL : RBW:1000.000kHz VBW:3000.000kHz SWT:Auto Freq Level Limit Line Margin Read Level Ant Factor Cable Loss Preamp Factor Aux Factor APos TPos Remark MHz dBuV/m dBuV/m dB dBuV dB/m dB dB dB cm deg 1 5649.00 67.11 68.20 -1.09 56.57 32.99 10.34 32.79 0.00 242 0 Peak 2 5651.45 65.30 69.28 -3.98 54.75 33.01 10.33 32.79 0.00 242 0 Peak 3 5708.50 80.09 107.58 -27.49 69.23 33.43 10.24 32.81 0.00 242 0 Peak 4 5720.58 82.31 112.11 -29.80 71.42 33.48 10.22 32.81 0.00 242 0 Peak	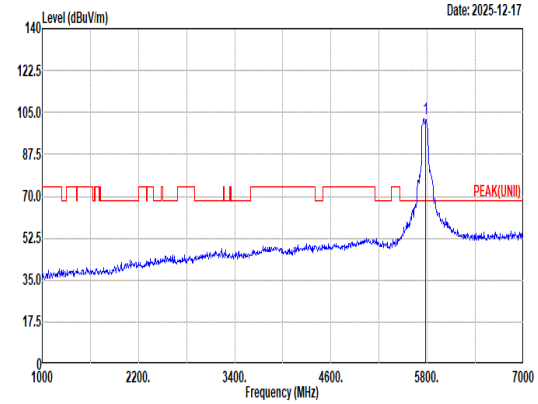 Site : 03CH11-HY Condition: PEAK(UNII) 3m 9120D_01620_250915 HORIZONTAL : RBW:1000.000kHz VBW:3000.000kHz SWT:Auto Freq Level Limit Line Margin Read Level Ant Factor Cable Loss Preamp Factor Aux Factor APos TPos Remark MHz dBuV/m dBuV/m dB dBuV dB/m dB dB dB cm deg 1 5775.00 102.47 ------ ------ 91.50 33.65 10.15 32.83 0.00 242 0 Peak
Avg	Blank	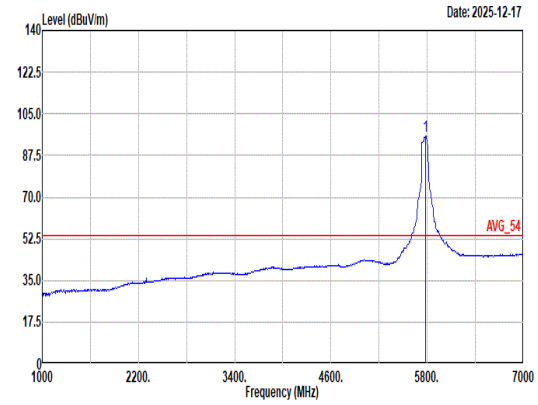 Site : 03CH11-HY Condition: AVG_54 3m 9120D_01620_250915 HORIZONTAL : RBW:1000.000kHz VBW:1.500kHz SWT:Auto Freq Level Limit Line Margin Read Level Ant Factor Cable Loss Preamp Factor Aux Factor APos TPos Remark MHz dBuV/m dBuV/m dB dBuV dB/m dB dB dB cm deg 1 5775.00 95.62 ------ ------ 84.53 33.83 10.10 32.84 0.00 242 0 Average

Mode	95	
	Band Edge - R	
	U-NII-3_5.725-5.85_802.11be EHT80_CH155_Full RU_5775MHz	
ANT	3+4	
Pol.	Horizontal	Fundamental
Peak	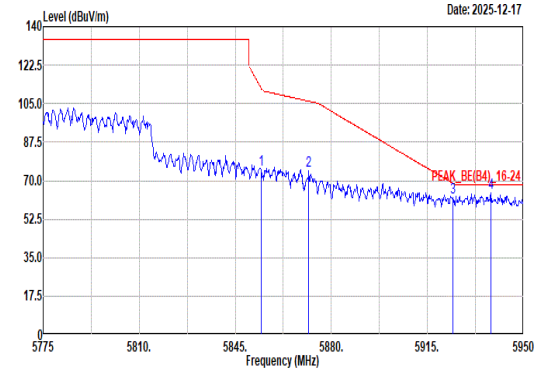 Site : 03CH11-HY Condition: PEAK_BE(B4)_16-24 3m 9120D_01620_250915 HORIZONTAL : RBW:1000.000kHz VBW:3000.000kHz SWT:Auto Limit Read Ant Cable Preamp Aux APos TPos Freq Level Line Margin Level Factor Loss Factor Factor Remark MHz dBuV/m dBuV/m dB dBuV dB/m dB dB dB cm deg 1 5854.45 75.20 112.05 -36.85 63.89 33.92 10.25 32.86 0.00 242 0 Peak 2 5871.78 74.28 106.10 -31.82 62.85 33.99 10.31 32.87 0.00 242 0 Peak 3 5924.28 62.26 68.73 -6.47 50.52 34.15 10.48 32.89 0.00 242 0 Peak 4 5938.10 64.41 68.20 -3.79 52.61 34.18 10.52 32.90 0.00 242 0 Peak	Blank

Mode	95
	Band Edge - L
	U-NII-3_5.725-5.85_802.11be EHT80_CH155_Full RU_5775MHz
ANT	3+4

Pol.	Vertical	Fundamental
Peak	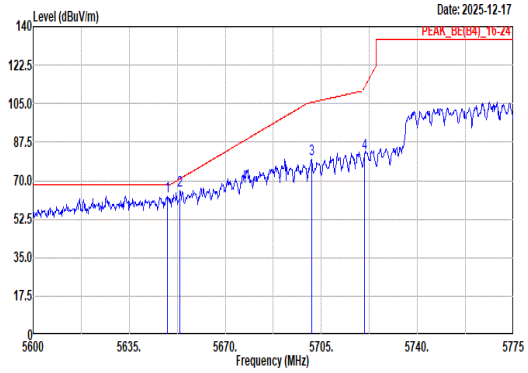 Site : 03CH11-HY Condition: PEAK_BE(B4)_16-24 3m 9120D_01620_250915 VERTICAL : RBW:1000.000kHz VBW:3000.000kHz SWT:Auto Freq Level Limit Line Margin Read Level Ant Factor Cable Loss Preamp Factor Aux Factor APos TPos Remark MHz dBuV/m dBuV/m dB dBuV dB/m dB dB dB cm deg 1 5649.00 63.09 68.20 -5.11 52.55 32.99 10.34 32.79 0.00 100 355 Peak 2 5653.55 65.50 70.84 -5.34 54.93 33.03 10.33 32.79 0.00 100 355 Peak 3 5701.50 79.80 105.62 -25.82 68.95 33.41 10.25 32.81 0.00 100 355 Peak 4 5720.75 82.64 112.51 -29.87 71.76 33.48 10.21 32.81 0.00 100 355 Peak	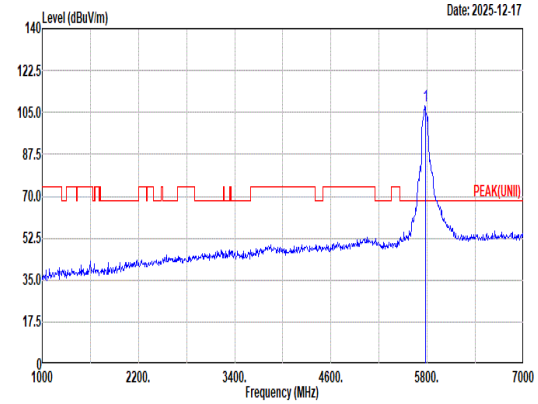 Site : 03CH11-HY Condition: PEAK(UNII) 3m 9120D_01620_250915 VERTICAL : RBW:1000.000kHz VBW:3000.000kHz SWT:Auto Freq Level Limit Line Margin Read Level Ant Factor Cable Loss Preamp Factor Aux Factor APos TPos Remark MHz dBuV/m dBuV/m dB dBuV dB/m dB dB dB cm deg 1 5775.00 107.74 ------ ------ 96.72 33.72 10.13 32.83 0.00 100 355 Peak
Avg	Blank	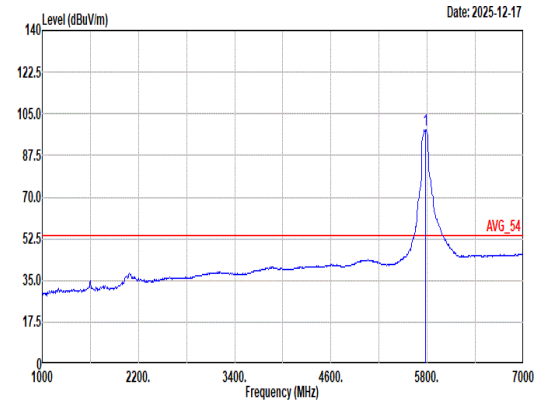 Site : 03CH11-HY Condition: AVG_54 3m 9120D_01620_250915 VERTICAL : RBW:1000.000kHz VBW:1.500kHz SWT:Auto Freq Level Limit Line Margin Read Level Ant Factor Cable Loss Preamp Factor Aux Factor APos TPos Remark MHz dBuV/m dBuV/m dB dBuV dB/m dB dB dB cm deg 1 5775.00 98.38 ------ ------ 87.29 33.83 10.10 32.84 0.00 100 355 Average

Mode	95	
	Band Edge - R	
	U-NII-3_5.725-5.85_802.11be EHT80_CH155_Full RU_5775MHz	
ANT	3+4	
Pol.	Vertical	Fundamental
Peak	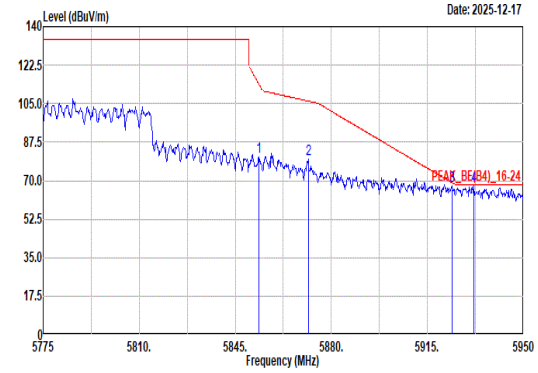 Site : 03CH11-HY Condition: PEAK_BE(B4)_16-24 3m 9120D_01620_250915 VERTICAL : RBW:1000.000kHz VBW:3000.000kHz SWT:Auto Limit Read Ant Cable Preamp Aux APos TPos Freq Level Line Margin Level Factor Loss Factor Factor Remark MHz dBuV/m dBuV/m dB dBuV dB/m dB dB dB cm deg 1 5853.58 80.77 114.05 -33.28 69.47 33.91 10.25 32.86 0.00 100 355 Peak 2 5871.60 80.00 106.15 -26.15 68.57 33.99 10.31 32.87 0.00 100 355 Peak 3 5923.93 67.55 68.99 -1.44 55.81 34.15 10.48 32.89 0.00 100 355 Peak 4 5931.98 67.58 68.20 -0.62 55.81 34.16 10.50 32.89 0.00 100 355 Peak	Blank

Mode	95	
	Harmonic	
	U-NII-3_5.725-5.85_802.11be EHT80_CH155_Full RU_5775MHz	
ANT	3+4	
Pol.	Horizontal	Vertical
Peak Avg	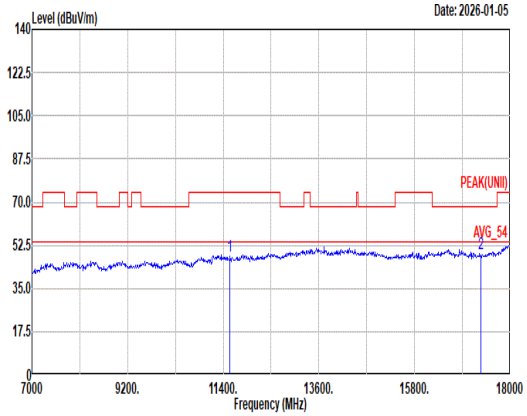 Site : 03CH11-HY Condition: PEAK(UNII) 3m 9120D_01620_250915 HORIZONTAL Freq Level Limit Line Margin Read Level Ant Factor Cable Loss Preamp Factor Aux Factor APos TPos Remark MHz dBuV/m dBuV/m dB dBuV dB/m dB dB dB cm deg 1 11550.00 47.89 74.00 -26.11 57.21 38.80 17.53 66.08 0.43 -- -- Peak 2 17325.00 48.94 68.20 -19.26 54.55 38.35 21.63 66.06 0.47 -- -- Peak	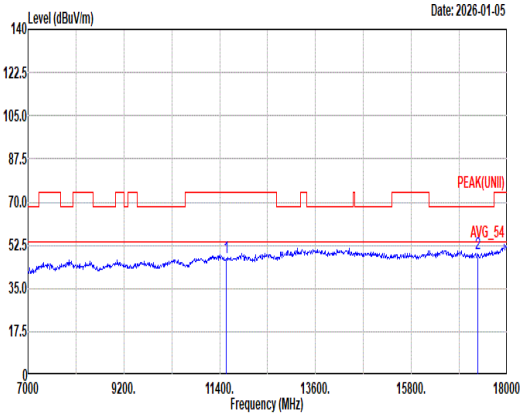 Site : 03CH11-HY Condition: PEAK(UNII) 3m 9120D_01620_250915 VERTICAL Freq Level Limit Line Margin Read Level Ant Factor Cable Loss Preamp Factor Aux Factor APos TPos Remark MHz dBuV/m dBuV/m dB dBuV dB/m dB dB dB cm deg 1 11550.00 47.73 74.00 -26.27 57.05 38.80 17.53 66.08 0.43 -- -- Peak 2 17325.00 49.24 68.20 -18.96 54.85 38.35 21.63 66.06 0.47 -- -- Peak

Mode	95	
	Harmonic	
	U-NII-3_5.725-5.85_802.11be EHT80_CH155_Full RU_5775MHz	
ANT	3+4	
Pol.	Horizontal	Vertical
14.47G ~14.5G Avg	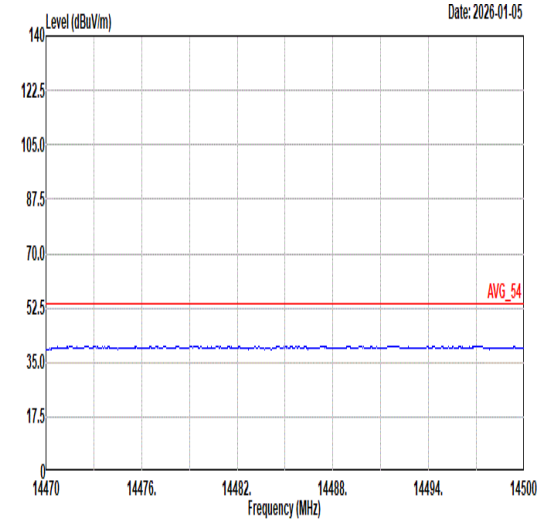 Site : 03CH11-HY Condition: AVG_54 3m 9120D_01620_250915 HORIZONTAL	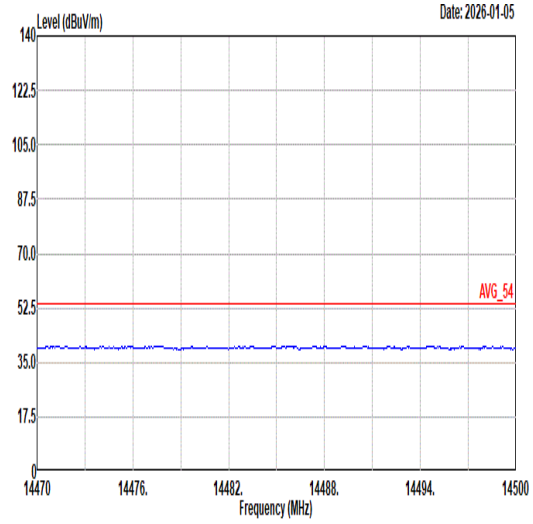 Site : 03CH11-HY Condition: AVG_54 3m 9120D_01620_250915 VERTICAL
17.7G ~18G Avg	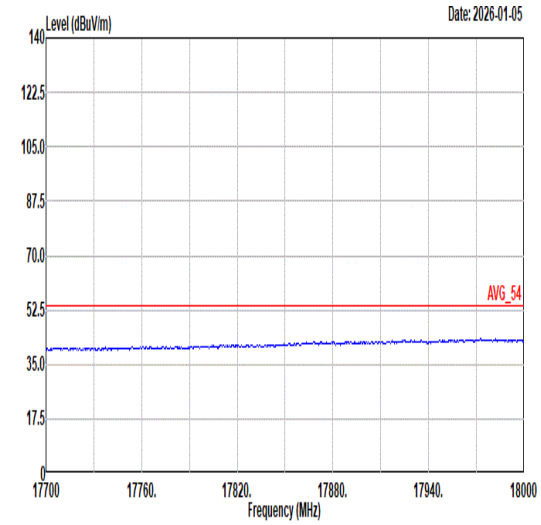 Site : 03CH11-HY Condition: AVG_54 3m 9120D_01620_250915 HORIZONTAL	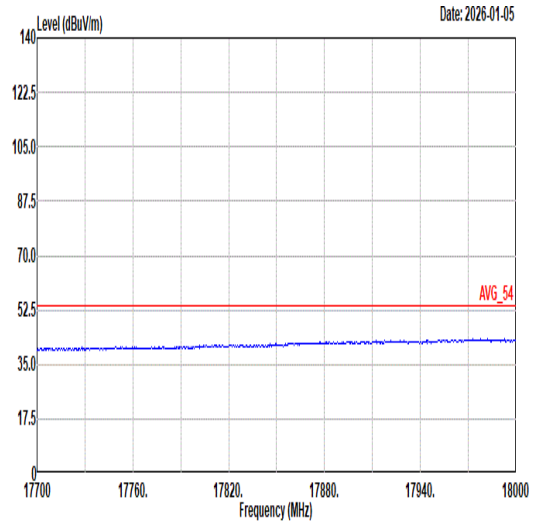 Site : 03CH11-HY Condition: AVG_54 3m 9120D_01620_250915 VERTICAL

Mode	96	
	SHF	
	U-NII-3_5.725-5.85_802.11be EHT80_CH155_Full RU_5775MHz	
ANT	3+4	
Pol.	Horizontal	Vertical
Peak	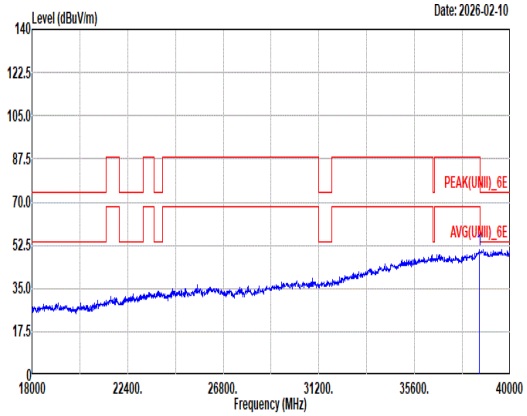 Site : 03CH11-HY Condition: PEAK(UNII)_6E 1m SHF_1223_250702 HORIZONTAL Freq Level Limit Line Margin Read Level Ant Factor Cable Loss Preamp Factor Aux Factor APos TPos Remark MHz dBuV/m dBuV/m dB dBuV dB/m dB dB dB cm deg 1 38586.00 50.67 88.20 -37.53 43.12 43.64 33.82 60.37 -9.54 -- -- Peak	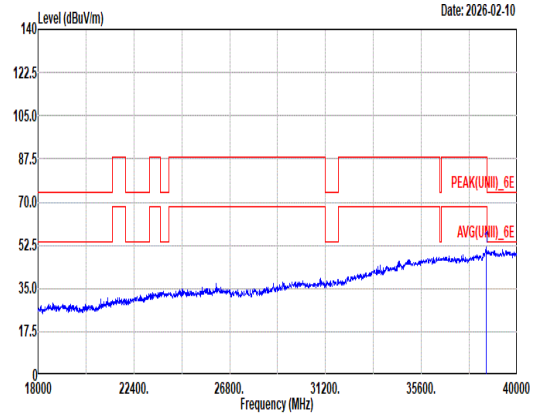 Site : 03CH11-HY Condition: PEAK(UNII)_6E 1m SHF_1223_250702 VERTICAL Freq Level Limit Line Margin Read Level Ant Factor Cable Loss Preamp Factor Aux Factor APos TPos Remark MHz dBuV/m dBuV/m dB dBuV dB/m dB dB dB cm deg 1 38572.00 51.99 88.20 -36.21 44.29 43.78 33.82 60.36 -9.54 -- -- Peak

Mode	97	
	LF	
	U-NII-3_5.725-5.85_802.11be EHT80_CH155_Full RU_5775MHz	
ANT	3+4	
Pol.	Horizontal	Vertical
QP/ Peak	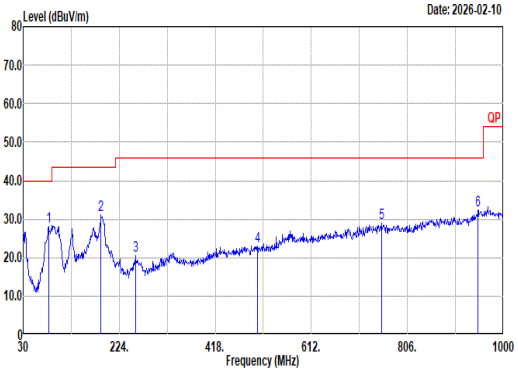	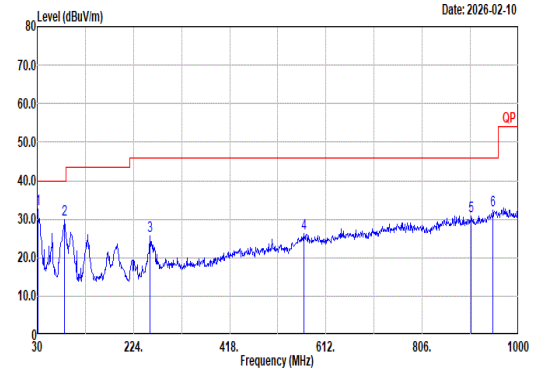

Site : 03CH11-HY
Condition: QP 3m Bilog_66925 & 24006_250219 HORIZONTAL
Mode : 97
Setting :

	Freq	Level	Limit Line	Margin	Read Level	Ant Factor	Cable Loss	Preamp Factor	Aux Factor	APos	TPos	Remark
	MHz	dBuV/m	dBuV/m	dB	dBuV	dB/m	dB	dB	dB	cm	deg	
1	81.41	28.01	40.00	-11.99	45.17	13.56	1.30	32.06	0.04	--	--	Peak
2	187.14	31.18	43.50	-12.32	46.51	14.70	1.92	32.00	0.05	--	--	Peak
3	256.98	20.46	46.00	-25.54	30.38	19.72	2.23	31.93	0.06	--	--	Peak
4	503.36	23.08	46.00	-22.92	27.77	24.13	3.13	32.02	0.07	--	--	Peak
5	753.62	28.89	46.00	-17.11	28.11	28.30	3.80	31.87	0.55	--	--	Peak
6	948.59	32.44	46.00	-13.56	27.36	31.12	4.28	30.72	0.40	--	--	Peak

Site : 03CH11-HY
Condition: QP 3m Bilog_66925 & 24006_250219 VERTICAL
Mode : 97
Setting :

	Freq	Level	Limit Line	Margin	Read Level	Ant Factor	Cable Loss	Preamp Factor	Aux Factor	APos	TPos	Remark
	MHz	dBuV/m	dBuV/m	dB	dBuV	dB/m	dB	dB	dB	cm	deg	
1	30.97	32.65	40.00	-7.35	38.71	24.91	0.83	31.88	0.08	--	--	Peak
2	85.29	29.96	40.00	-10.04	46.49	14.20	1.32	32.08	0.03	--	--	
3	257.95	25.51	46.00	-20.49	35.28	19.87	2.23	31.93	0.06	--	--	Peak
4	567.38	26.29	46.00	-19.71	28.20	26.50	3.33	31.99	0.25	--	--	
5	904.94	30.87	46.00	-15.13	27.93	29.40	4.21	31.14	0.47	--	--	
6	948.59	32.32	46.00	-13.68	27.24	31.12	4.28	30.72	0.40	--	--	Peak

Appendix D. Duty Cycle Plots

Antenna	Band	Duty Cycle(%)	T(us)	1/T(kHz)	VBW Setting	Duty Factor(dB)
3+4	802.11a	99.51	-	-	10Hz	0.02
3+4	802.11an HT20	99.34	-	-	10Hz	0.03
3+4	802.11an HT40	98.92	-	-	10Hz	0.05
3+4	802.11ac VHT20	99.34	-	-	10Hz	0.03
3+4	802.11ac VHT40	98.92	-	-	10Hz	0.05
3+4	802.11ac VHT80	97.77	872.5	1.15	1.2kHz	0.10
3+4	802.11ac VHT160	95.80	456	2.19	2.2kHz	0.19
3+4	802.11ax HE20 Full RU	99.14	-	-	10Hz	0.04
3+4	802.11ax HE20 26 RU	97.71	1619	0.62	680Hz	0.10
3+4	802.11ax HE20 52 RU	97.47	1462	0.68	720Hz	0.11
3+4	802.11ax HE20 106 RU	97.16	1302	0.77	820Hz	0.12
3+4	802.11ax HE40 Full RU	98.47	-	-	10Hz	0.07
3+4	802.11ax HE80 Full RU	97.25	742	1.35	1.5kHz	0.12
3+4	802.11ax HE160 Full RU	95.32	407.5	2.45	2.7kHz	0.21
3+4	802.11be EHT20 Full RU	99.14	-	-	10Hz	0.04
3+4	802.11be EHT20 26 RU	97.71	1619	0.62	680Hz	0.10
3+4	802.11be EHT20 52 RU	97.47	1462	0.68	720Hz	0.11
3+4	802.11be EHT20 106 RU	97.16	1302	0.77	820Hz	0.12
3+4	802.11be EHT20 52T+26T	98.85	-	-	10Hz	0.05
3+4	802.11be EHT20 106T+26T	98.13	-	-	10Hz	0.08
3+4	802.11be EHT40 Full RU	98.47	-	-	10Hz	0.07
3+4	802.11be EHT80 Full RU	97.25	742	1.35	1.5kHz	0.12
3+4	802.11be EHT80 Puncture 20	98.05	-	-	10Hz	0.09