DFT-s-OFDM Module B

NR Band n258A

Lowest Channel / 50MHz / QPSK

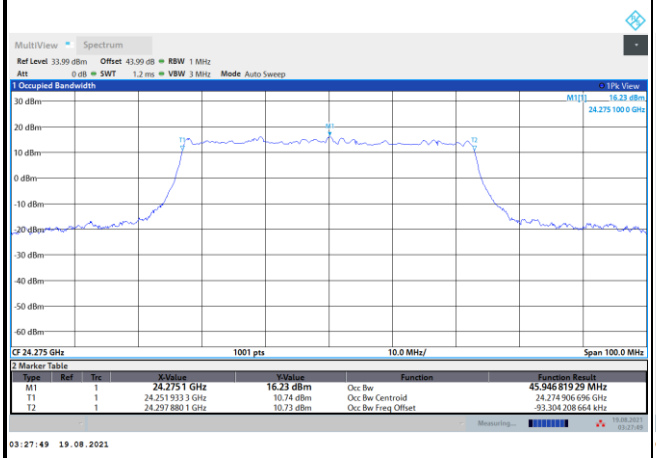

Lowest Channel / 50MHz / 16QAM

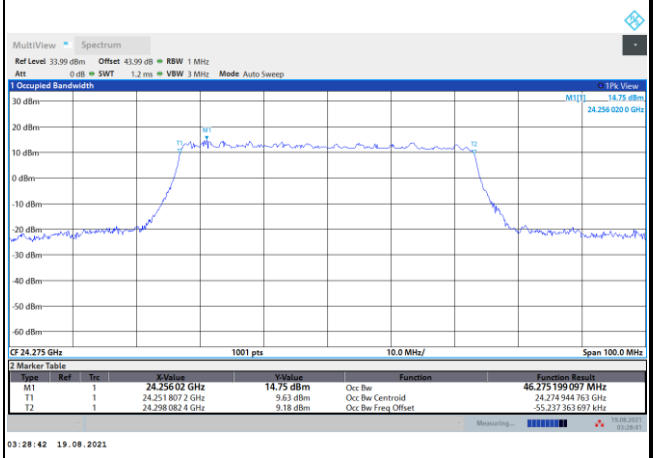

Middle Channel / 50MHz / QPSK

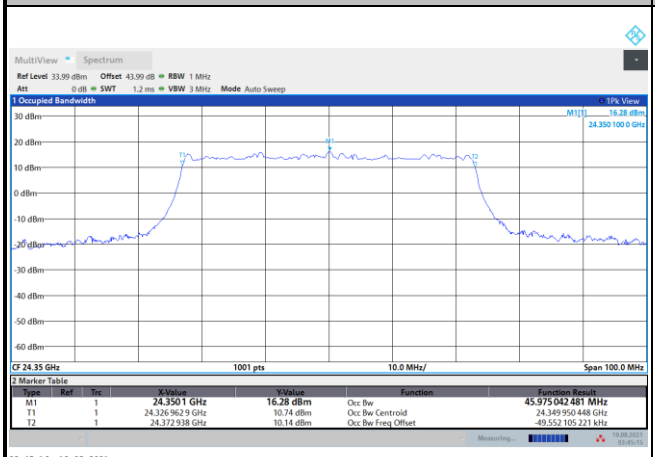

Middle Channel / 50MHz / 16QAM

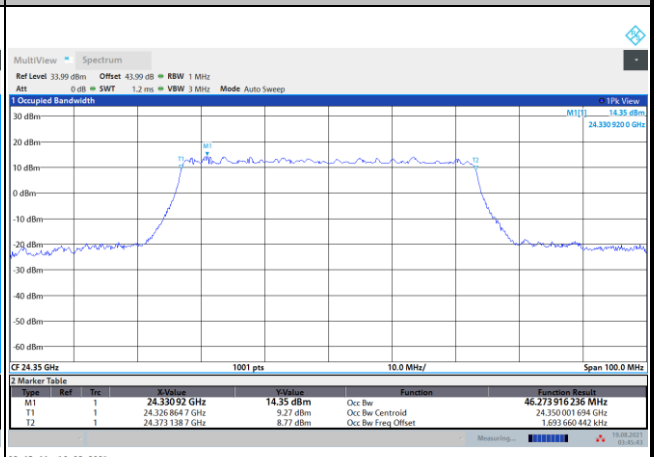

Highest Channel / 50MHz / QPSK

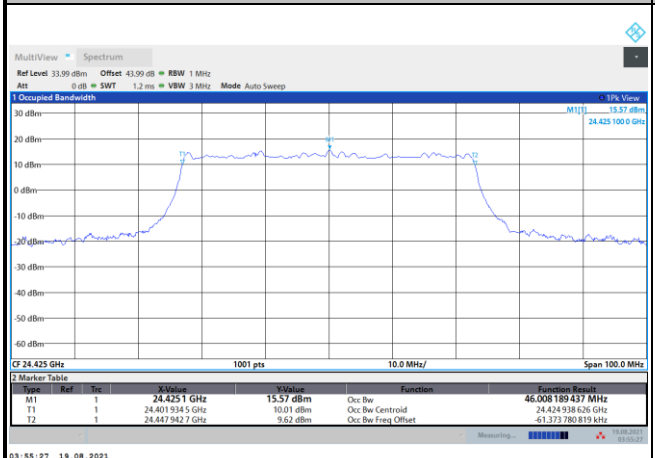

Highest Channel / 50MHz / 16QAM

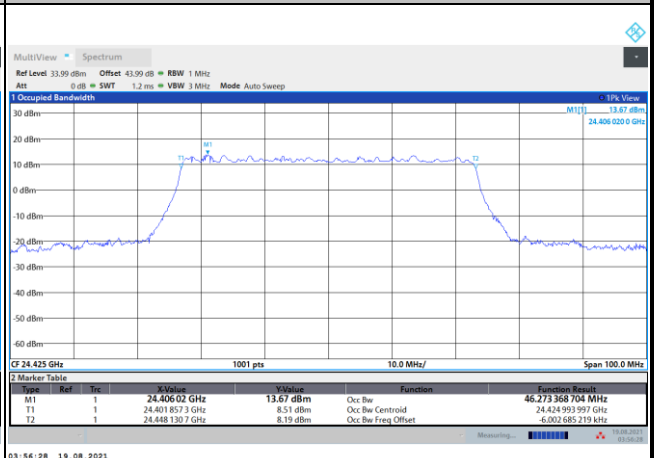

DFT-s-OFDM Module B

NR Band n258A	
Lowest Channel / 50MHz / 64QAM	
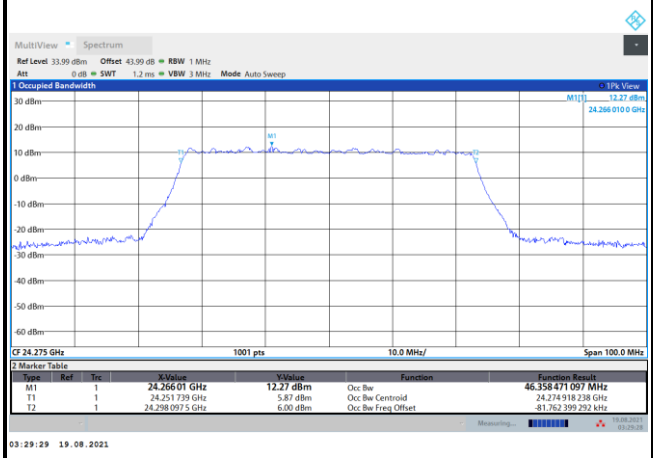	**intentionally blank**
Middle Channel / 50MHz / 64QAM	
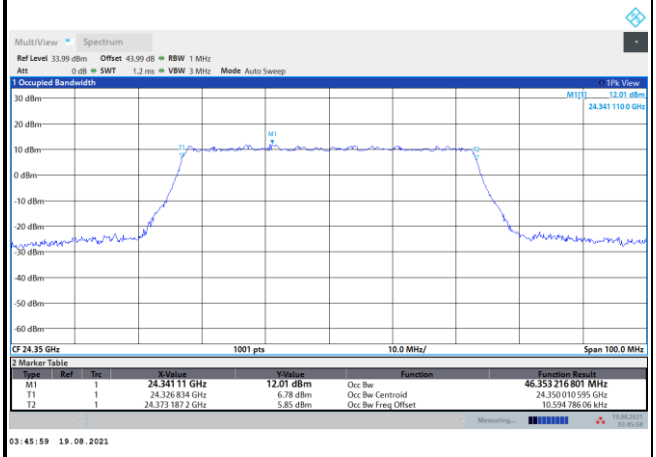	**intentionally blank**
Highest Channel / 50MHz / 64QAM	
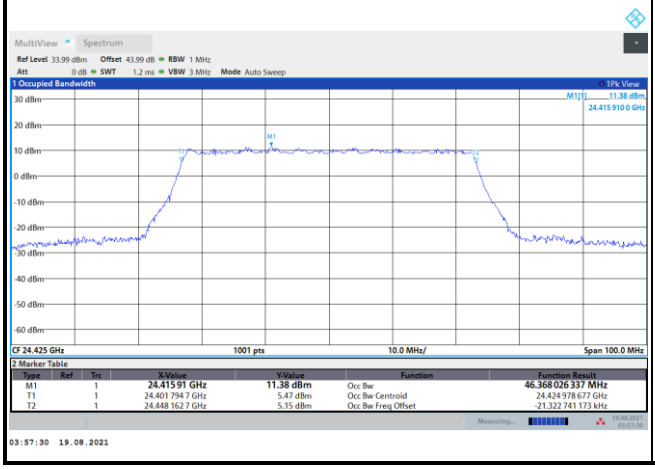	**intentionally blank**

CP-OFDM Module B

NR Band n258A	
Lowest Channel / 50MHz / QPSK	
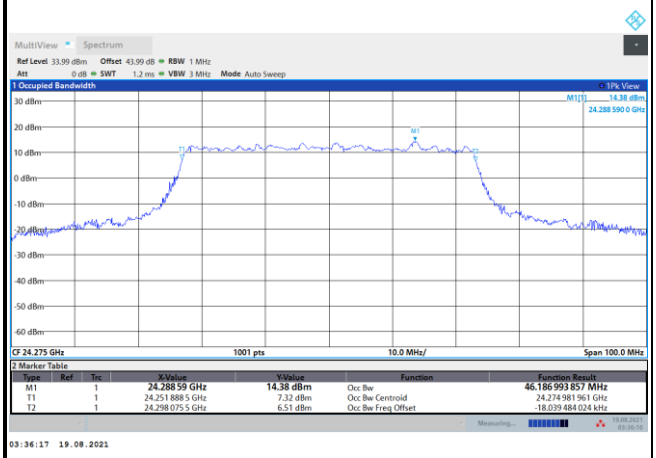	intentionally blank
Middle Channel / 50MHz / QPSK	
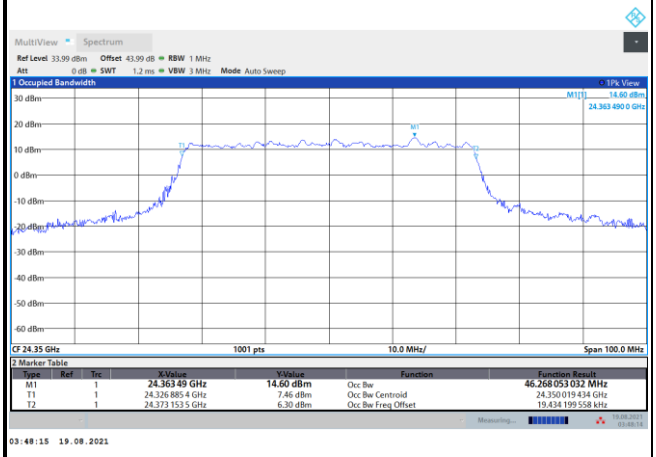	intentionally blank
Highest Channel / 50MHz / QPSK	
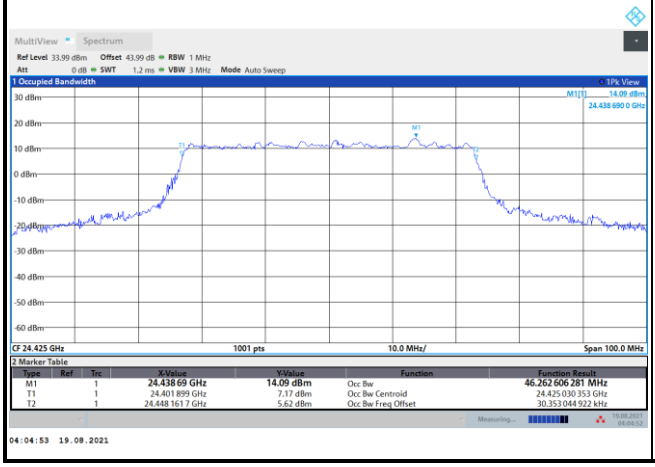	intentionally blank

Radiated Out of Band Emissions

Mode			DFT-s-OFDM Module B NR Band n258A : BE (dBm) 1 RB		
BW			50MHz		
Limit (dBm)			QPSK	16QAM	64QAM
Low CH	0~10%OB	≦-5	-8.86	-10.52	-11.61
	>10%OB	≦-13	-37.01	-37.16	-36.45
HighCH	0~10%OB	≦-5	-10.39	-12.73	-13.99
	>10%OB	≦-13	-37.97	-37.66	-37.32
Result			Compliance		

Mode			CP-OFDM Module B NR Band n258A : BE (dBm) 1 RB
BW			50MHz
Limit (dBm)			QPSK
Low CH	0~10%OB	≦-5	-11.37
	>10%OB	≦-13	-37.51
High CH	0~10%OB	≦-5	-11.51
	>10%OB	≦-13	-37.86
Result			Compliance

Mode			DFT-s-OFDM Module B NR Band n258A : BE (dBm) Full RB		
BW			50MHz		
Limit (dBm)			QPSK	16QAM	64QAM
Low CH	0~10%OB	≦-5	-18.85	-20.12	-22.29
	>10%OB	≦-13	-25.88	-28.27	-31.96
HighCH	0~10%OB	≦-5	-19.86	-21.28	-23.01
	>10%OB	≦-13	-25.16	-28.79	-32.50
Result			Compliance		

Mode			CP-OFDM Module B NR Band n258A : BE (dBm) Full RB
BW			50MHz
Limit (dBm)			QPSK
Low CH	0~10%OB	≦-5	-19.82
	>10%OB	≦-13	-25.59
High CH	0~10%OB	≦-5	-20.79
	>10%OB	≦-13	-25.66
Result			Compliance

DFT-s-OFDM Module B

NR Band n258A / 50MHz / QPSK

Lowest Band Edge / 1 RB

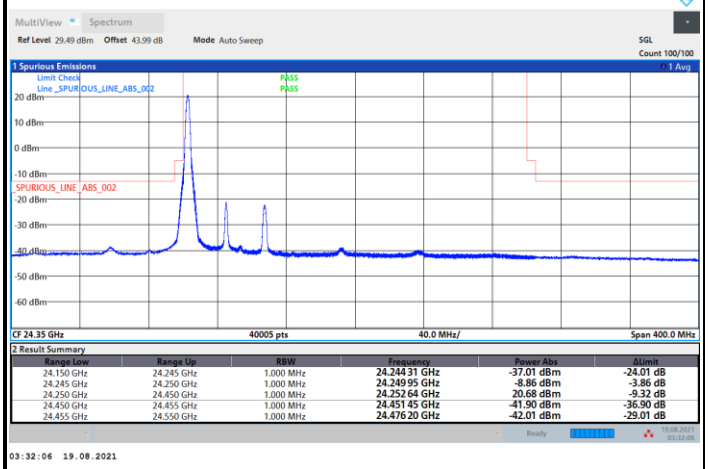

Highest Band Edge / 1 RB

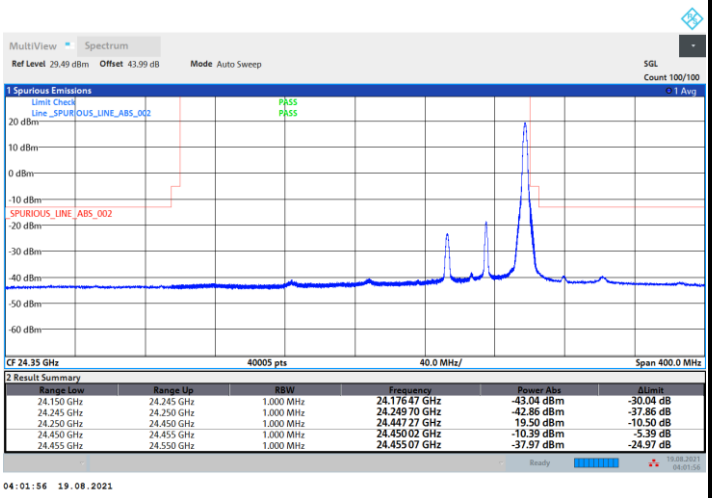

NR Band n258A / 50MHz / 16QAM

Lowest Band Edge / 1 RB

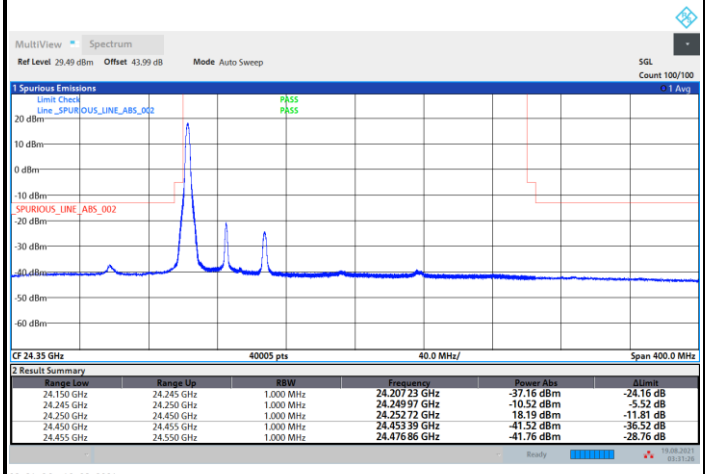

Highest Band Edge / 1 RB

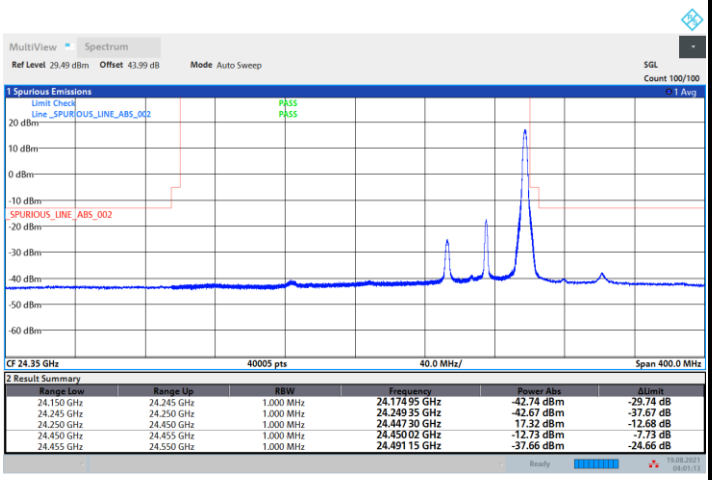

DFT-s-OFDM Module B

NR Band n258A / 50MHz / 64QAM	
Lowest Band Edge / 1 RB	**Highest Band Edge / 1 RB**
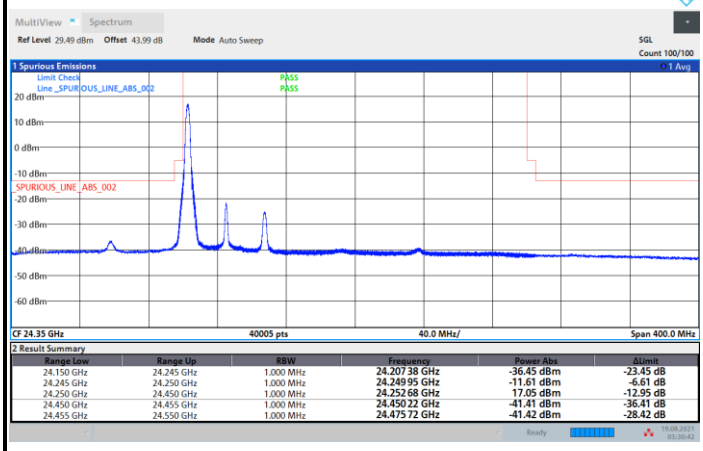	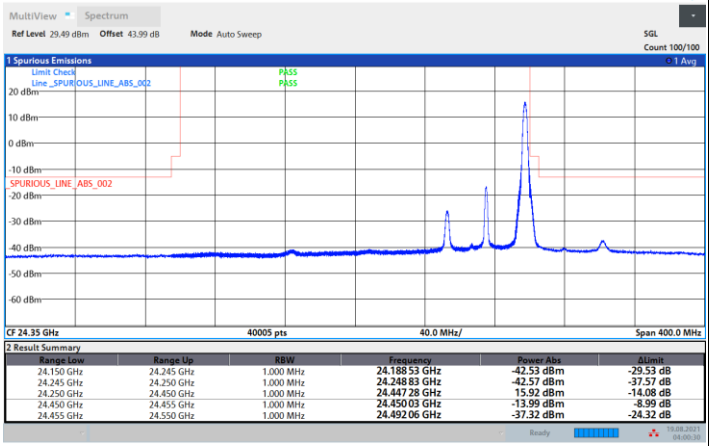

CP-OFDM Module B

NR Band n258A / 50MHz / QPSK	
Lowest Band Edge / 1 RB	**Highest Band Edge / 1 RB**
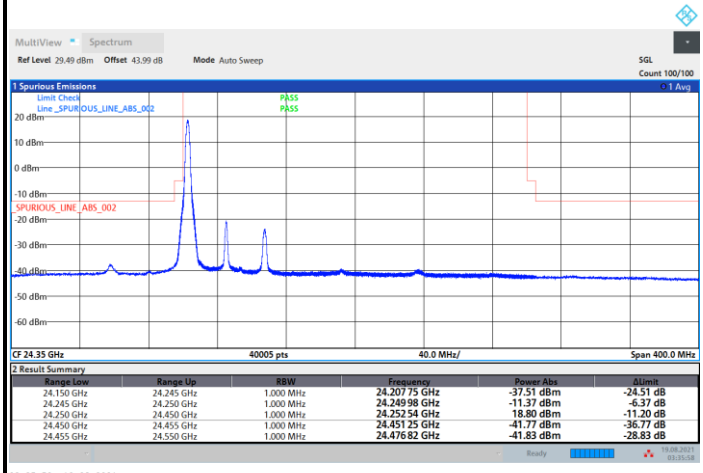	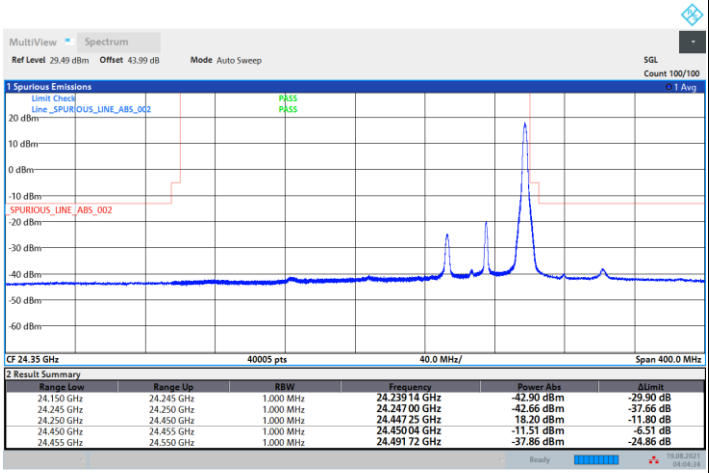

DFT-s-OFDM Module B

NR Band n258A / 50MHz / QPSK

Lowest Band Edge / Full RB

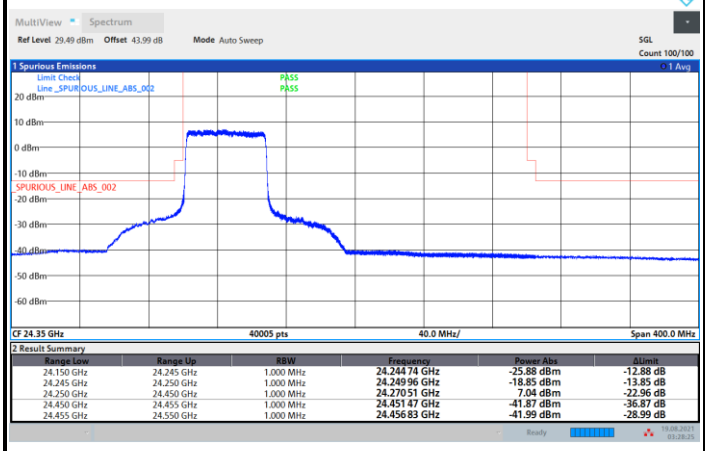

Highest Band Edge / Full RB

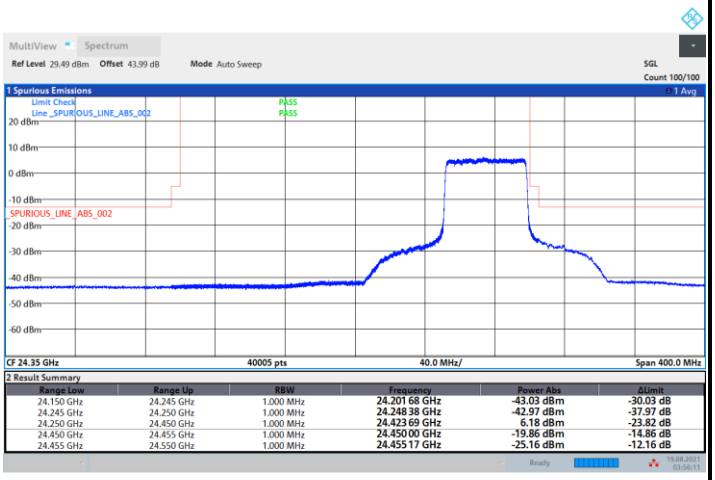

NR Band n258A / 50MHz / 16QAM

Lowest Band Edge / Full RB

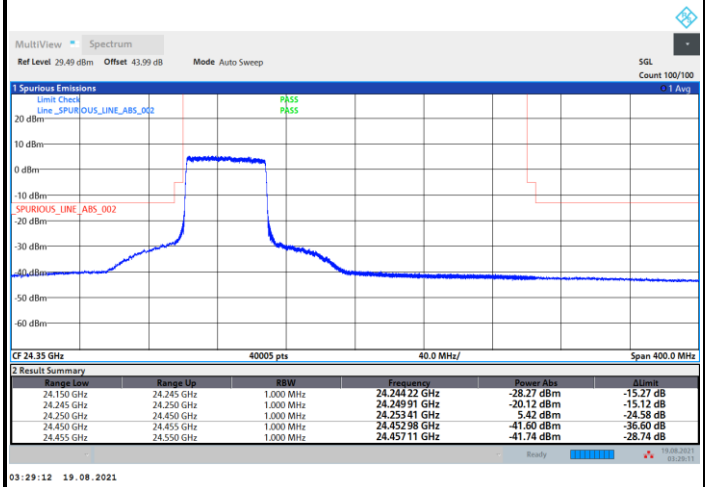

Highest Band Edge / Full RB

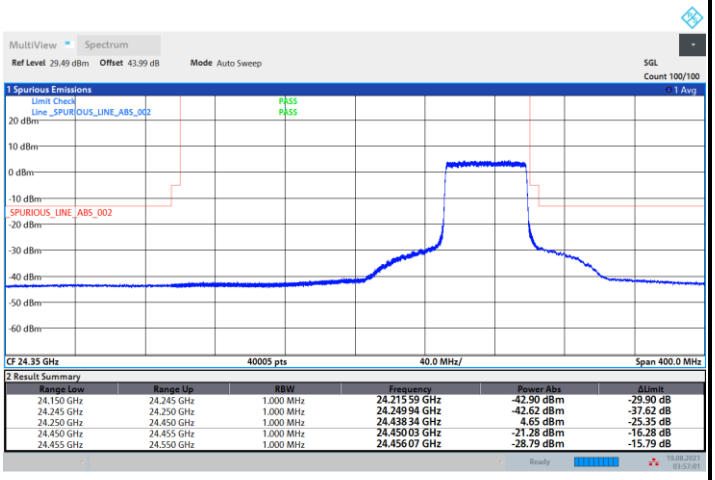

DFT-s-OFDM Module B

NR Band n258A / 50MHz / 64QAM	
Lowest Band Edge / Full RB	**Highest Band Edge / Full RB**
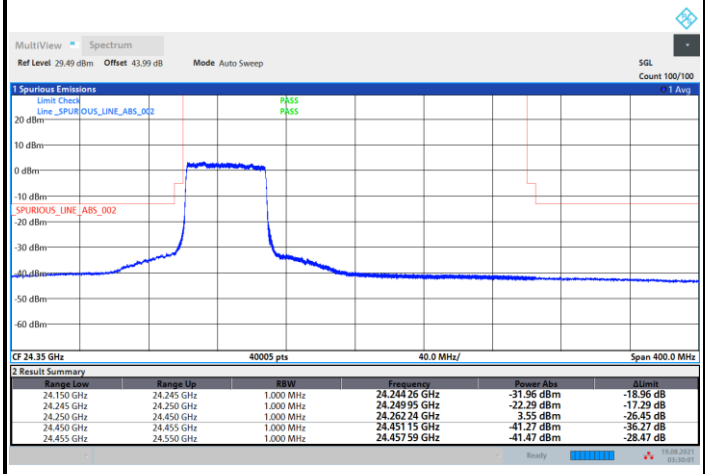	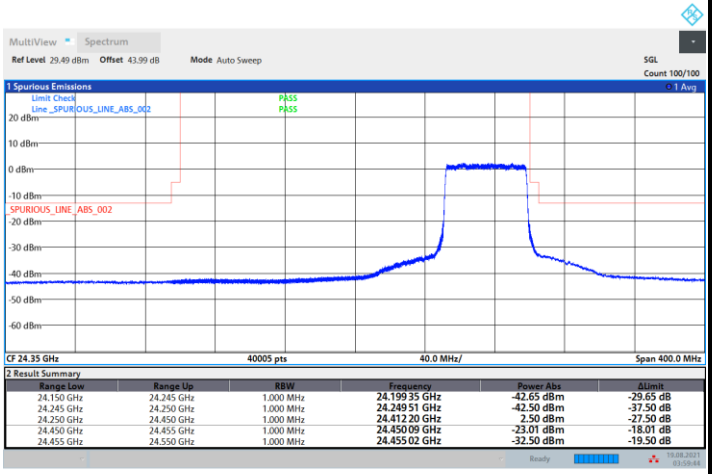

CP-OFDM Module B

NR Band n258A / 50MHz / QPSK	
Lowest Band Edge / Full RB	**Highest Band Edge / Full RB**
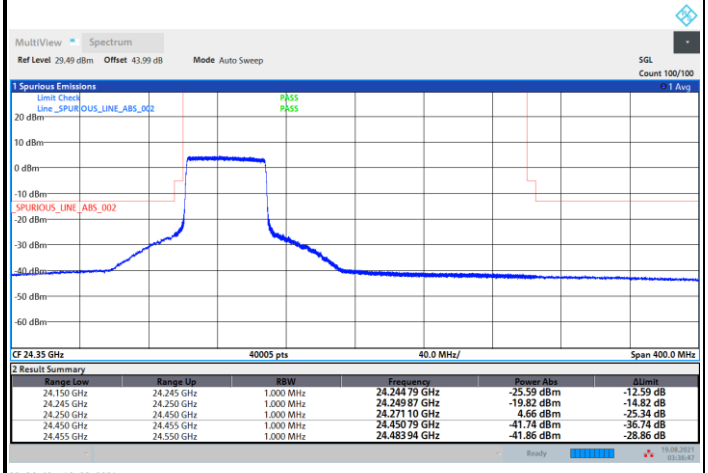	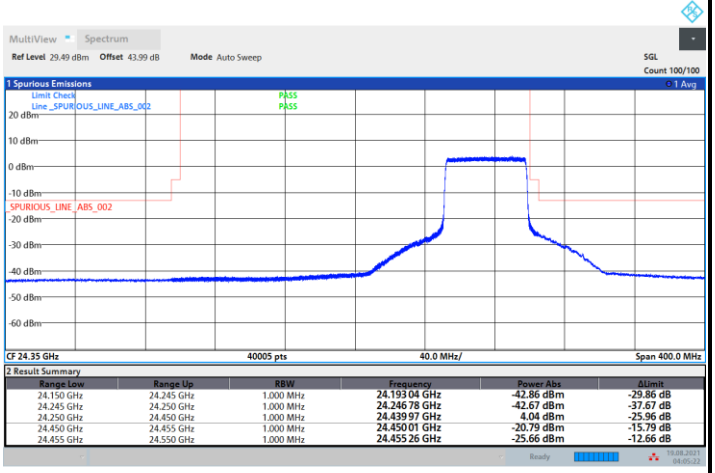

Spurious Emission

Spurious emission between 18GHz to 40GHz worst case plot is reported as following.

DFT-s-OFDM Module B

NR Band n258A QPSK (18-40GHz)	
Lowest Channel / 50MHz	
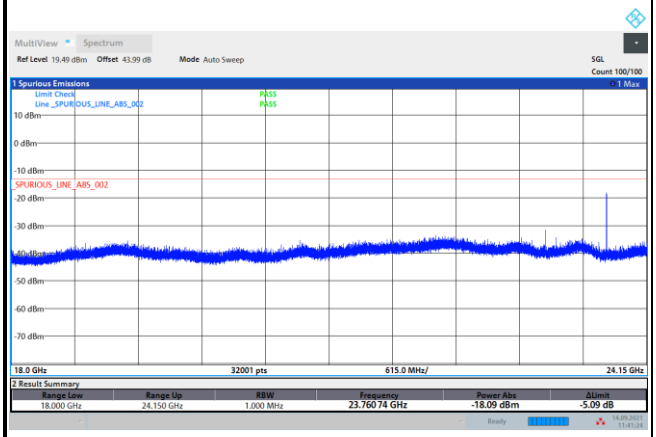	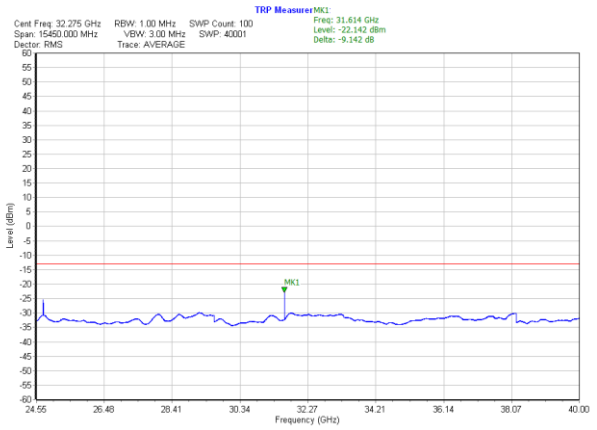
Middle Channel / 50MHz	
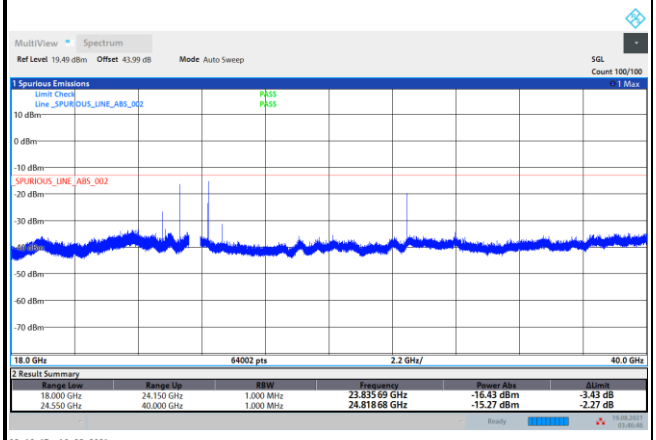	**intentionally blank**
Highest Channel / 50MHz	
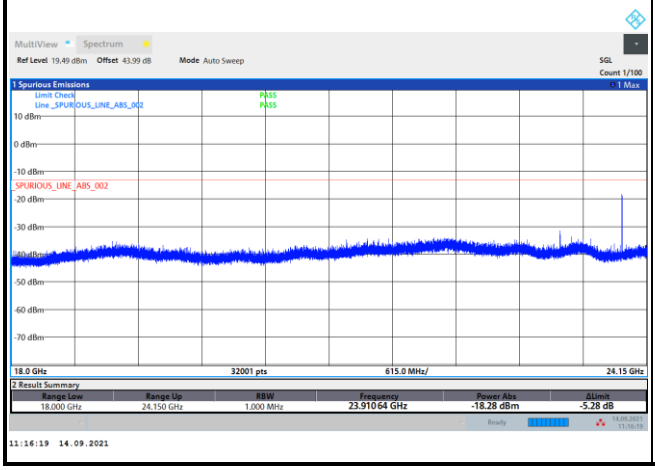	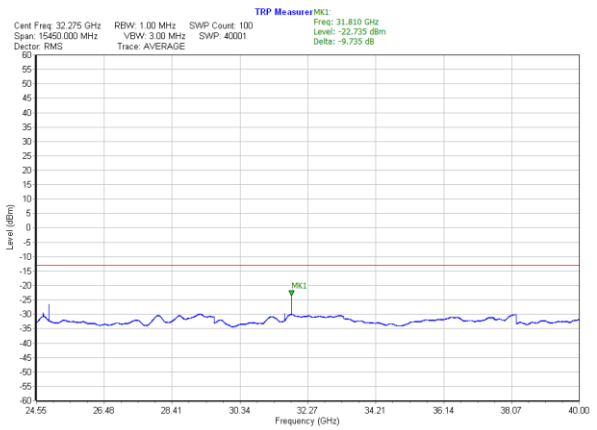

Remark: In band and out of band frequencies that has reported in previous results are omitted.

CP-OFDM Module B

NR Band n258A QPSK (18-40GHz)	
Lowest Channel / 50MHz	
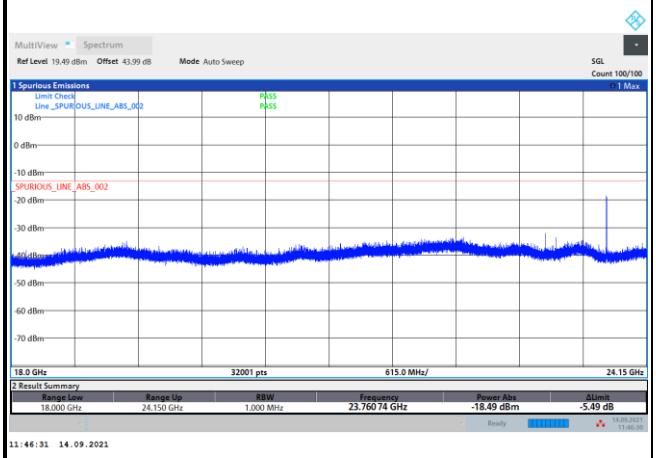	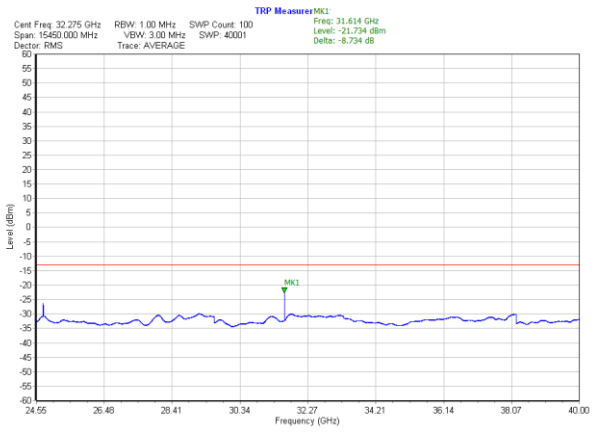
Middle Channel / 50MHz	
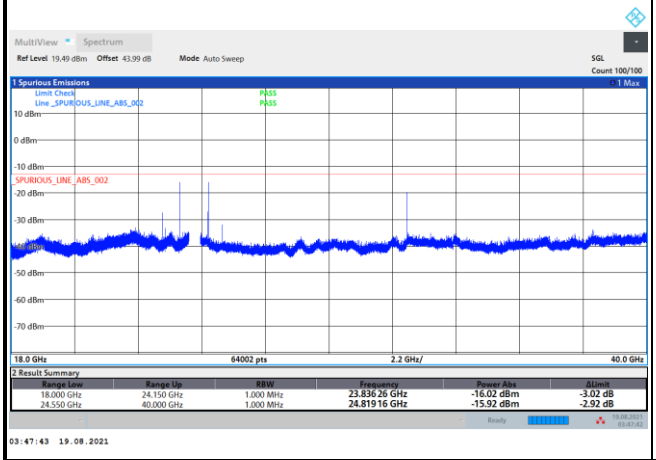	**intentionally blank**
Highest Channel / 50MHz	
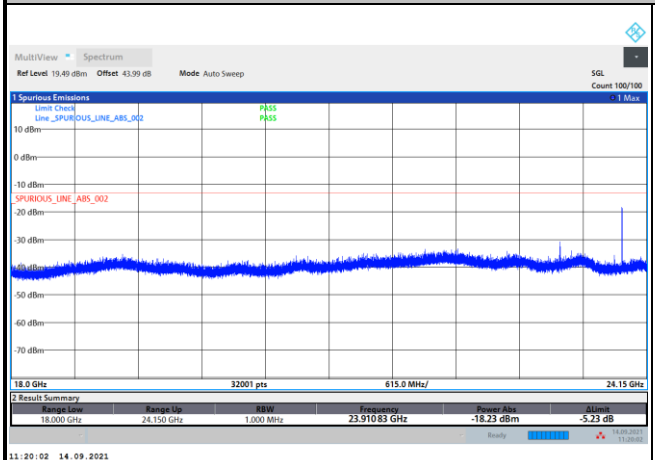	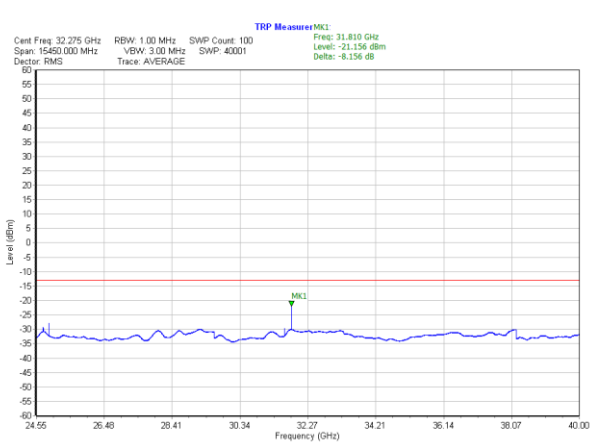

Remark: In band and out of band frequencies that has reported in previous results are omitted.

NR Band n258A Module B Beam H+V

Occupied Bandwidth

Mode	DFT-s-OFDM Module B NR Band n258A : 99%OBW(MHz)		
BW	50MHz		
Mod.	QPSK	16QAM	64QAM
Lowest CH	46.03	46.20	46.39
Middle CH	46.06	46.25	46.31
Highest CH	46.07	46.27	46.33

Mode	CP-OFDM Module B NR Band n258A : 99%OBW(MHz)
BW	50MHz
Mod.	QPSK
Lowest CH	46.64
Middle CH	46.57
Highest CH	46.49

DFT-s-OFDM Module B

NR Band n258A

Lowest Channel / 50MHz / QPSK

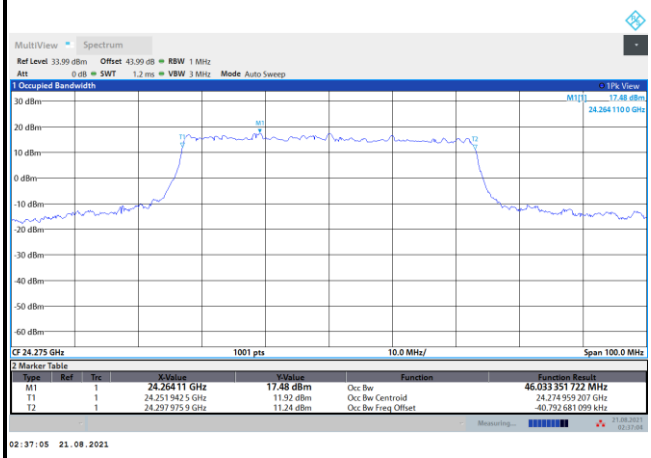

Lowest Channel / 50MHz / 16QAM

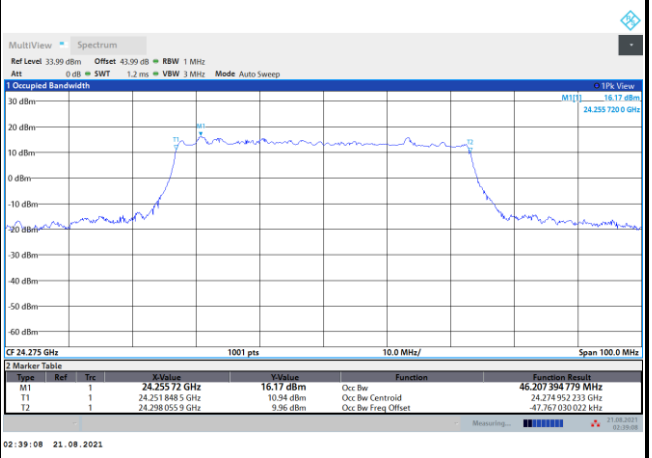

Middle Channel / 50MHz / QPSK

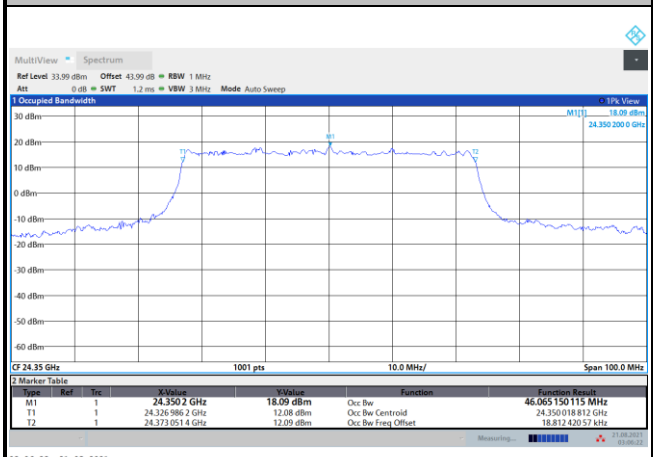

Middle Channel / 50MHz / 16QAM

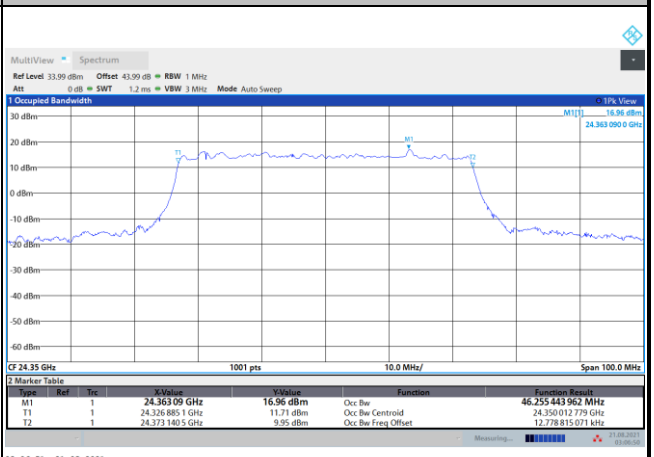

Highest Channel / 50MHz / QPSK

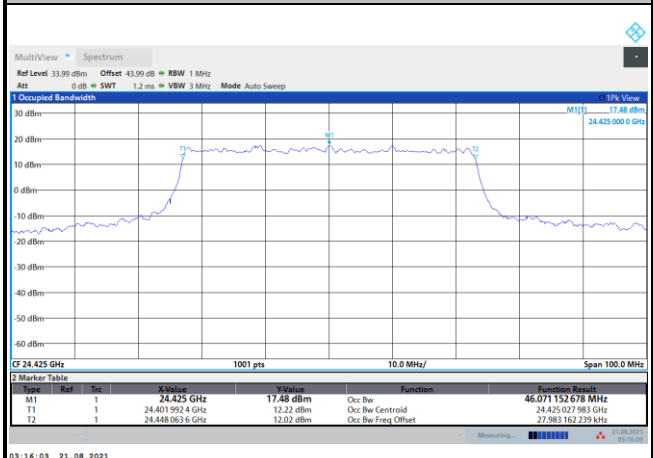

Highest Channel / 50MHz / 16QAM

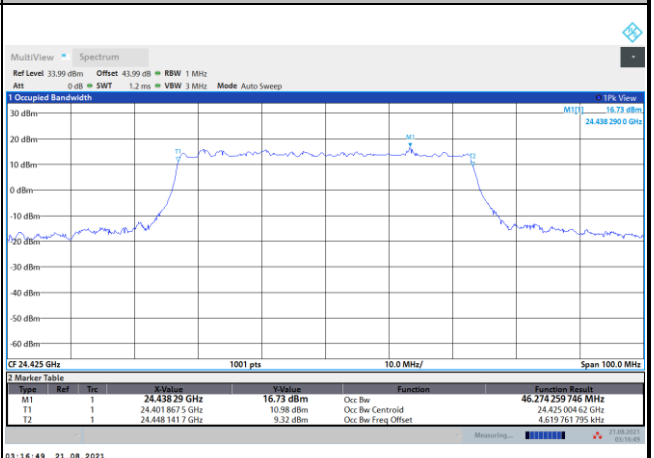

DFT-s-OFDM Module B

NR Band n258A	
Lowest Channel / 50MHz / 64QAM	
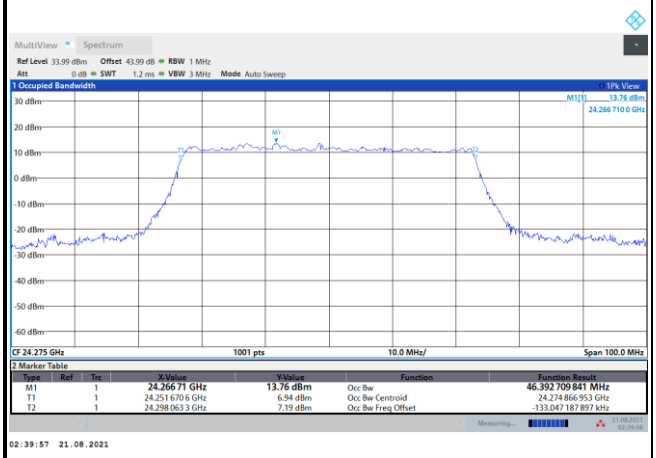	**intentionally blank**
Middle Channel / 50MHz / 64QAM	
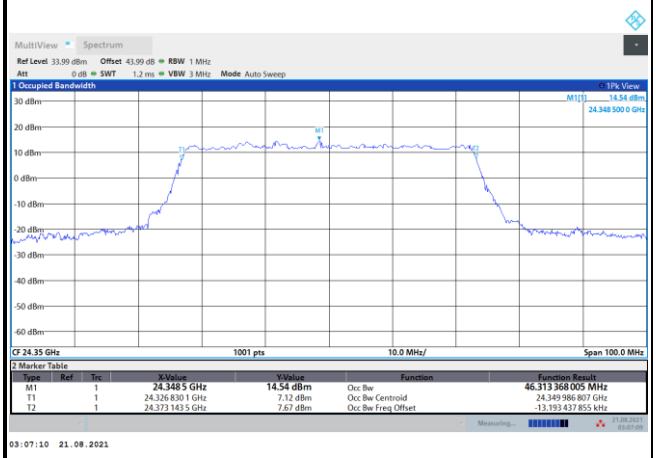	**intentionally blank**
Highest Channel / 50MHz / 64QAM	
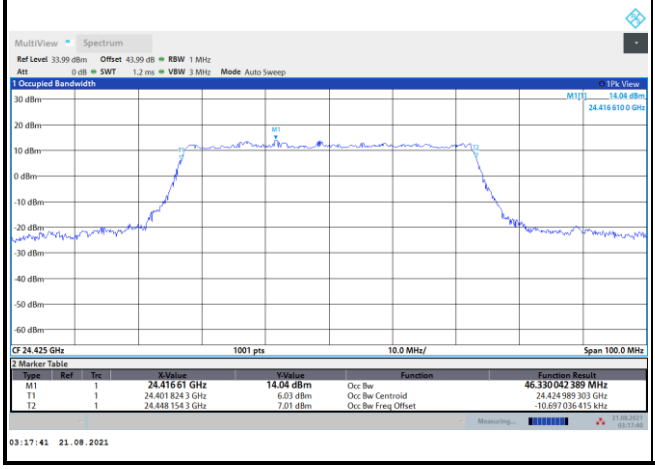	**intentionally blank**

CP-OFDM Module B

NR Band n258A	
Lowest Channel / 50MHz / QPSK	
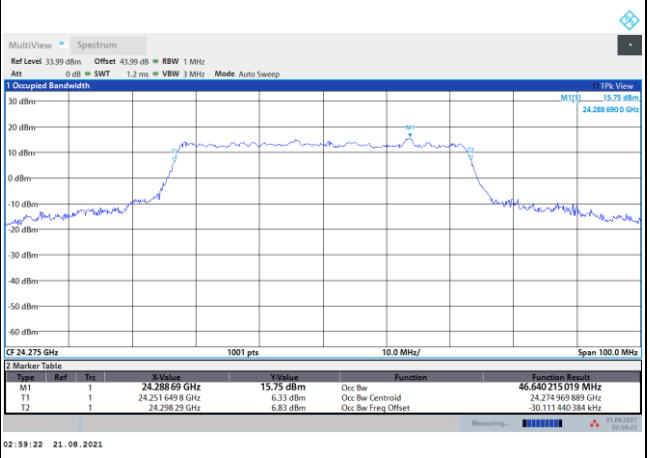	**intentionally blank**
Middle Channel / 50MHz / QPSK	
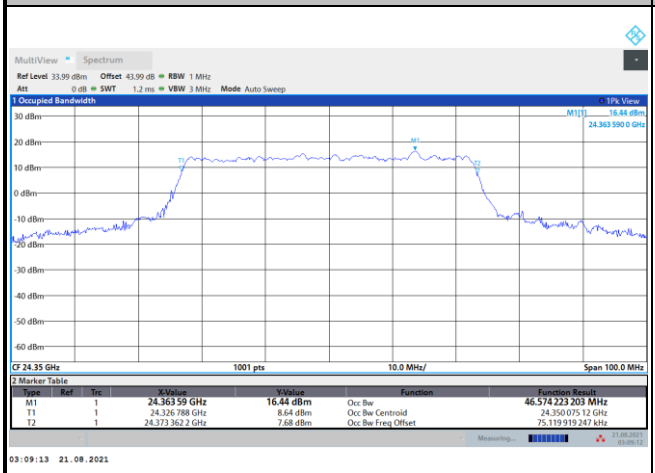	**intentionally blank**
Highest Channel / 50MHz / QPSK	
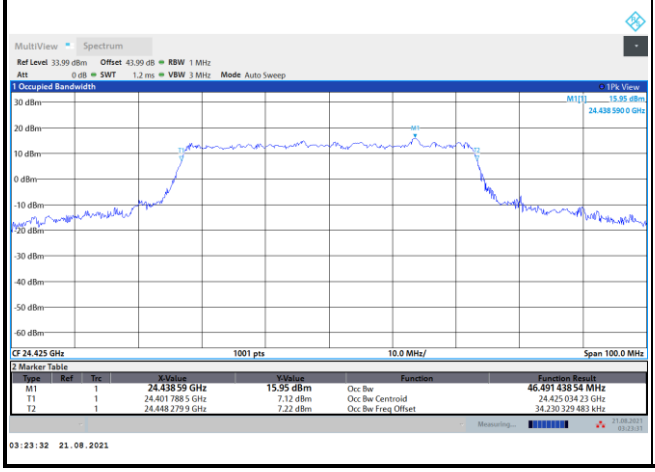	**intentionally blank**

Radiated Out of Band Emissions

Mode			DFT-s-OFDM Module B NR Band n258A : BE (dBm) 1 RB		
BW			50MHz		
Limit (dBm)			QPSK	16QAM	64QAM
Low CH	0~10%OB	≦-5	-7.30	-9.17	-10.85
	>10%OB	≦-13	-34.43	-36.58	-38.14
HighCH	0~10%OB	≦-5	-7.91	-10.36	-11.44
	>10%OB	≦-13	-36.78	-38.21	-39.07
Result			Compliance		

Mode			CP-OFDM Module B NR Band n258A : BE (dBm) 1 RB
BW			50MHz
Limit (dBm)			QPSK
Low CH	0~10%OB	≦-5	-9.13
	>10%OB	≦-13	-35.64
High CH	0~10%OB	≦-5	-9.42
	>10%OB	≦-13	-38.20
Result			Compliance

Mode			DFT-s-OFDM Module B NR Band n258A : BE (dBm) Full RB		
BW			50MHz		
Limit (dBm)			QPSK	16QAM	64QAM
Low CH	0~10%OB	≦-5	-15.55	-19.48	-20.51
	>10%OB	≦-13	-20.75	-24.80	-31.61
HighCH	0~10%OB	≦-5	-15.75	-18.23	-20.37
	>10%OB	≦-13	-19.43	-23.28	-28.77
Result			Compliance		

Mode			CP-OFDM Module B NR Band n258A : BE (dBm) Full RB
BW			50MHz
Limit (dBm)			QPSK
Low CH	0~10%OB	≦-5	-17.69
	>10%OB	≦-13	-20.88
High CH	0~10%OB	≦-5	-17.56
	>10%OB	≦-13	-21.03
Result			Compliance

DFT-s-OFDM Module B

NR Band n258A / 50MHz / QPSK

Lowest Band Edge / 1 RB

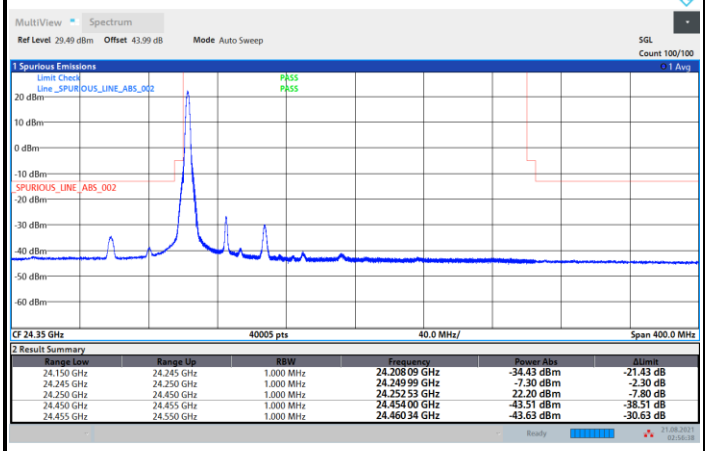

Highest Band Edge / 1 RB

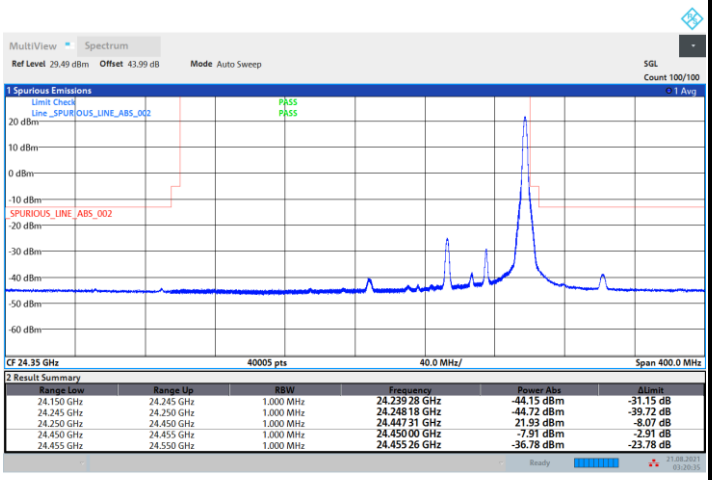

NR Band n258A / 50MHz / 16QAM

Lowest Band Edge / 1 RB

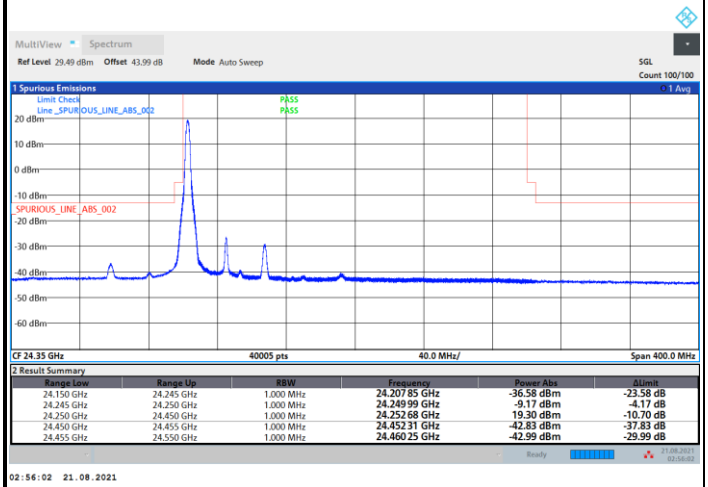

Highest Band Edge / 1 RB

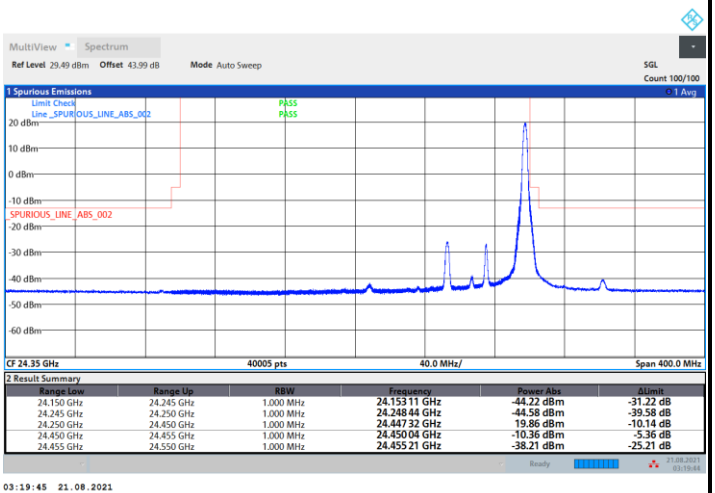

DFT-s-OFDM Module B

NR Band n258A / 50MHz / 64QAM

Lowest Band Edge / 1 RB

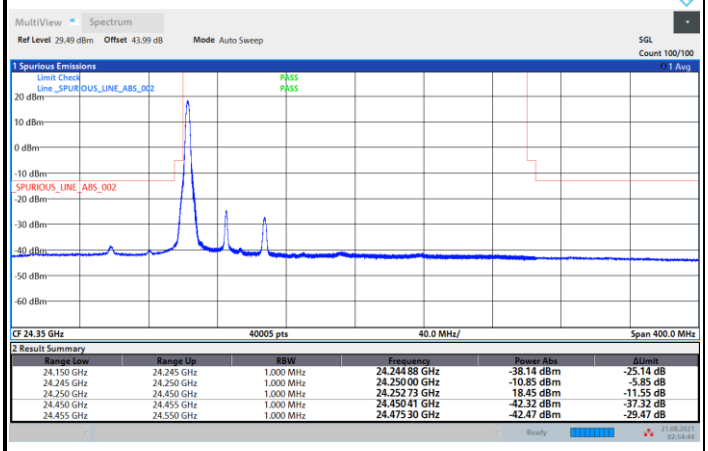

Highest Band Edge / 1 RB

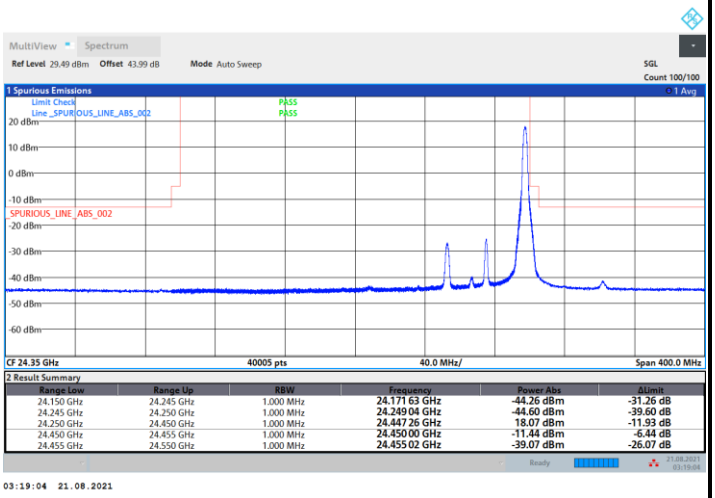

CP-OFDM Module B

NR Band n258A / 50MHz / QPSK

Lowest Band Edge / 1 RB

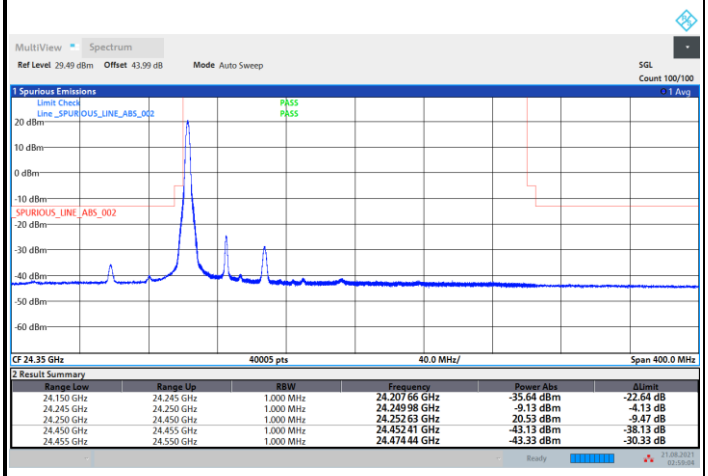

Highest Band Edge / 1 RB

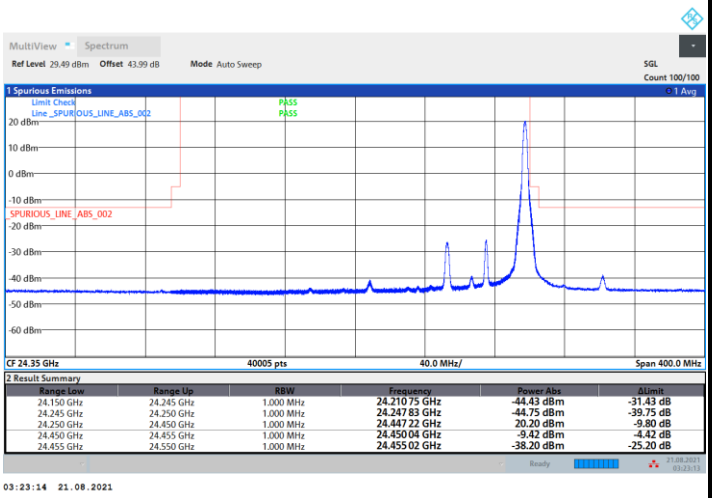

DFT-s-OFDM Module B

NR Band n258A / 50MHz / QPSK

Lowest Band Edge / Full RB

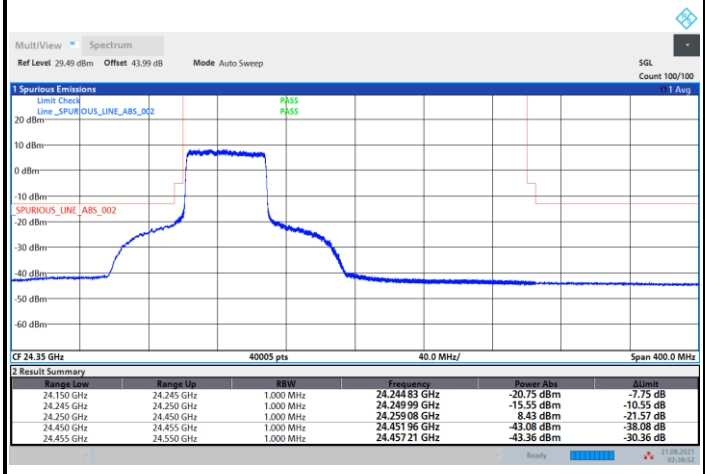

Highest Band Edge / Full RB

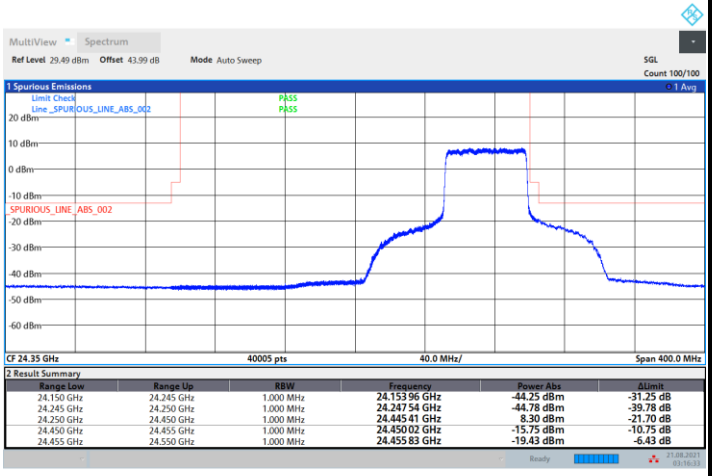

NR Band n258A / 50MHz / 16QAM

Lowest Band Edge / Full RB

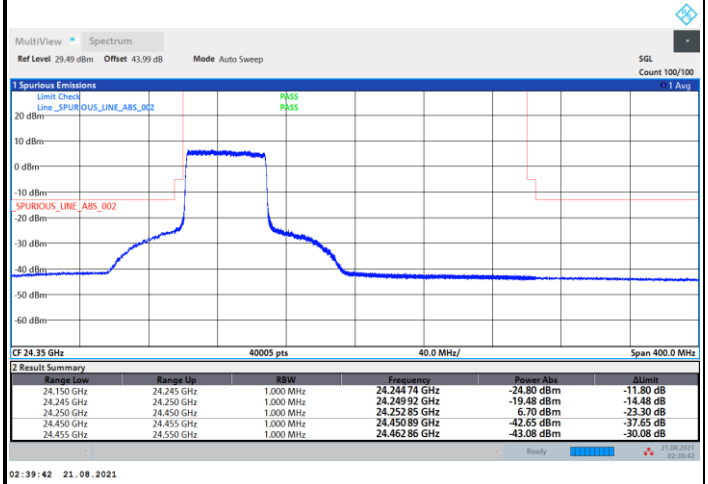

Highest Band Edge / Full RB

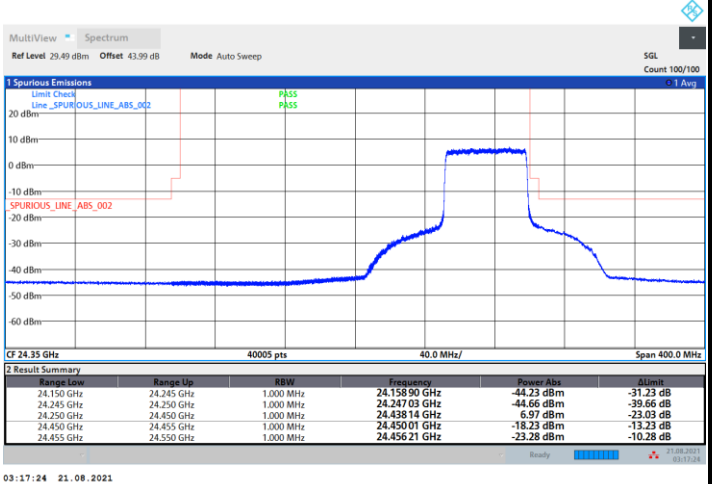

DFT-s-OFDM Module B

NR Band n258A / 50MHz / 64QAM

Lowest Band Edge / Full RB

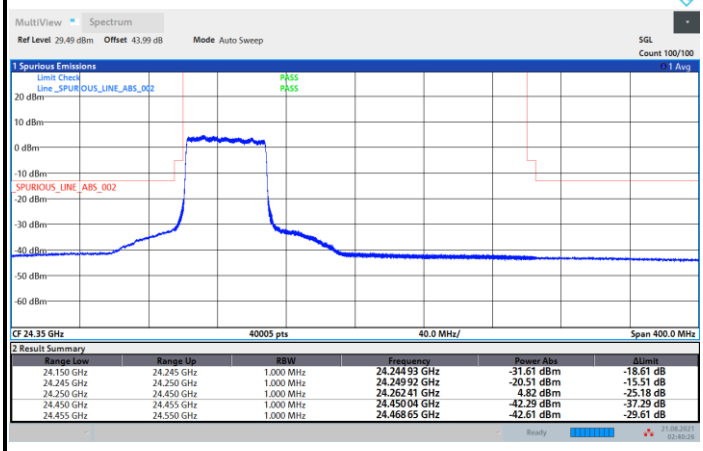

Highest Band Edge / Full RB

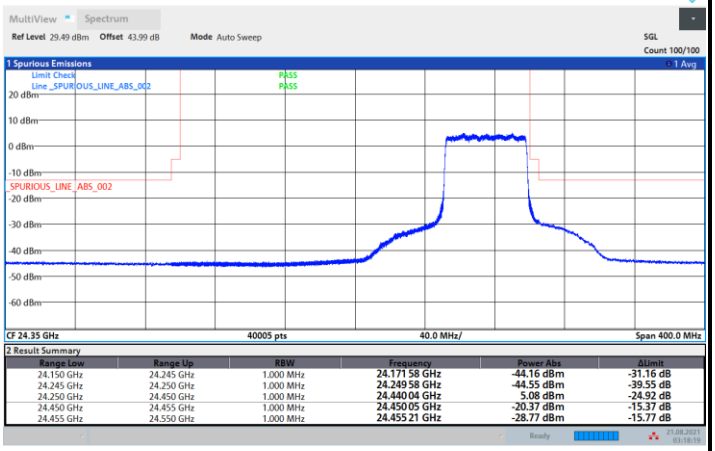

CP-OFDM Module B

NR Band n258A / 50MHz / QPSK

Lowest Band Edge / Full RB

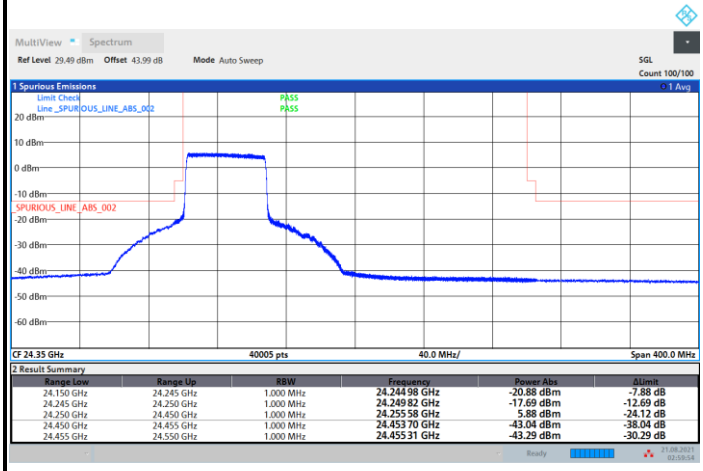

Highest Band Edge / Full RB

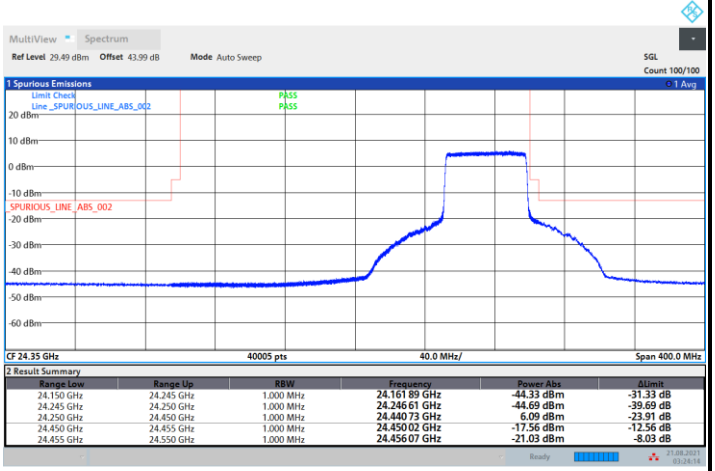

Spurious Emission

There is no significant spurious emission signal found for frequency started from 30MHz up to 18GHz.

NR Band n258A (30MHz-1GHz)

Horizontal

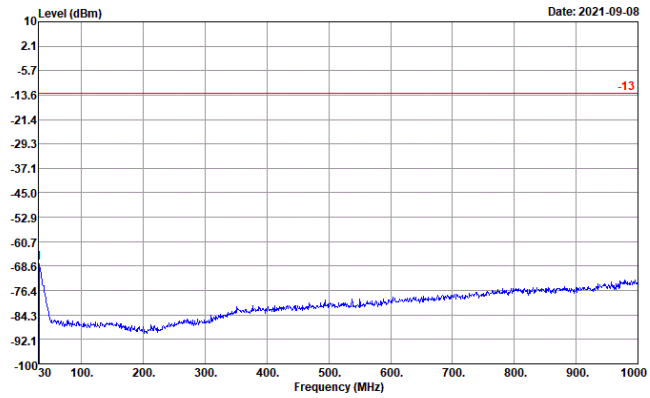

Site : 03CH19-HY
Condition : -13 ERP EIRP_20210305 HORIZONTAL

: n258a

	Freq	Level	Over Limit	Limit Line	Read Level	LISN Factor	Cable Loss	Preamp Factor	A/Pos	T/Pos	Remark
	MHz	dBm	dB	dBm	dBm	dB	dB	dB	cm	deg	
1	30.99	-67.55	-54.55	-13.00	-78.41	46.59	0.00	35.73	---	---	Peak

Vertical

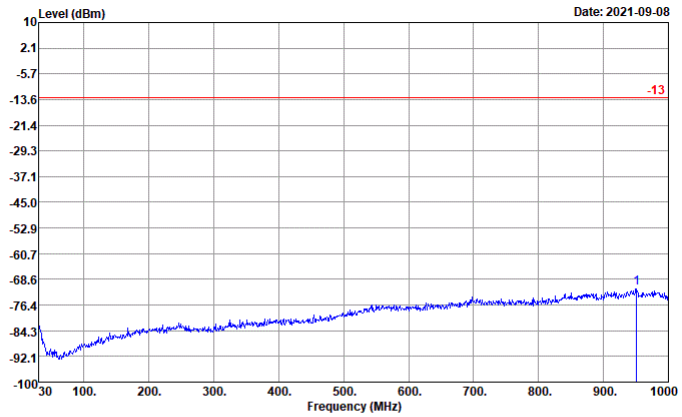

Site : 03CH19-HY
Condition : -13 ERP EIRP_20210305 VERTICAL

: n258a

	Freq	Level	Over Limit	Limit Line	Read Level	LISN Factor	Cable Loss	Preamp Factor	A/Pos	T/Pos	Remark
	MHz	dBm	dB	dBm	dBm	dB	dB	dB	cm	deg	
1	951.30	-71.23	-58.23	-13.00	-81.01	42.94	0.00	33.16	---	---	Peak

NR Band n258A (1GHz-18GHz)

Horizontal

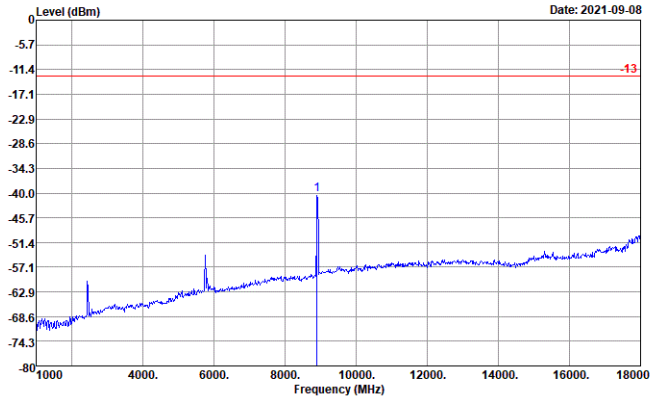

Site : 03CH19-HY
Condition : -13 ERP EIRP_20210305 HORIZONTAL

: n258a

	Freq	Level	Over Limit	Limit Line	Read Level	LISN Factor	Cable Loss	Preamp Factor	A/Pos	T/Pos	Remark
	MHz	dBm	dB	dBm	dBm	dB	dB	dB	cm	deg	
1	8902.00	-40.35	-27.35	-13.00	-65.98	66.45	0.00	40.82	---	---	Peak

Vertical

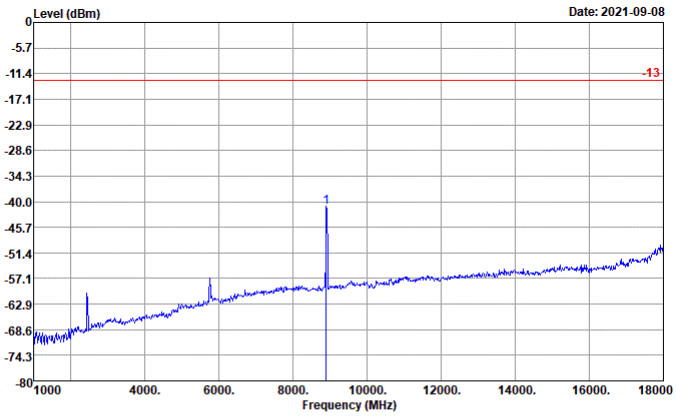

Site : 03CH19-HY
Condition : -13 ERP EIRP_20210305 VERTICAL

: n258a

	Freq	Level	Over Limit	Limit Line	Read Level	LISN Factor	Cable Loss	Preamp Factor	A/Pos	T/Pos	Remark
	MHz	dBm	dB	dBm	dBm	dB	dB	dB	cm	deg	
1	8902.00	-41.24	-28.24	-13.00	-66.33	65.91	0.00	40.82	---	---	Peak

Spurious emission between 18GHz to 40GHz worst case plot is reported as following.

DFT-s-OFDM Module B

NR Band n258A QPSK (18-40GHz)	
Lowest Channel / 50MHz	
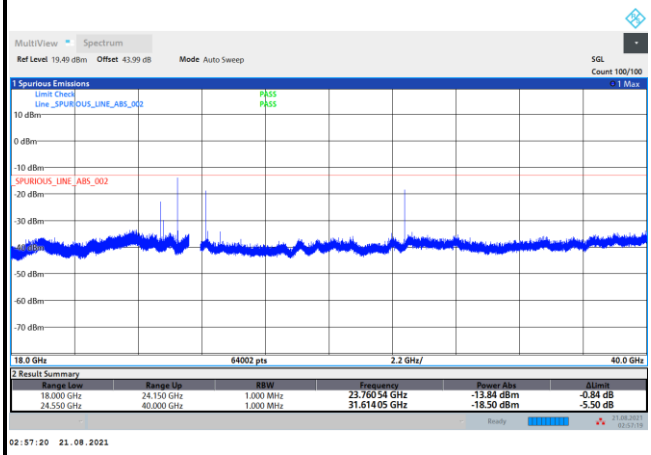	**intentionally blank**
Middle Channel / 50MHz	
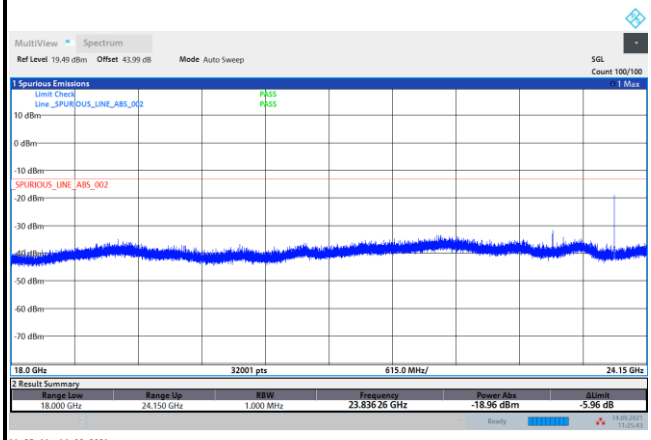	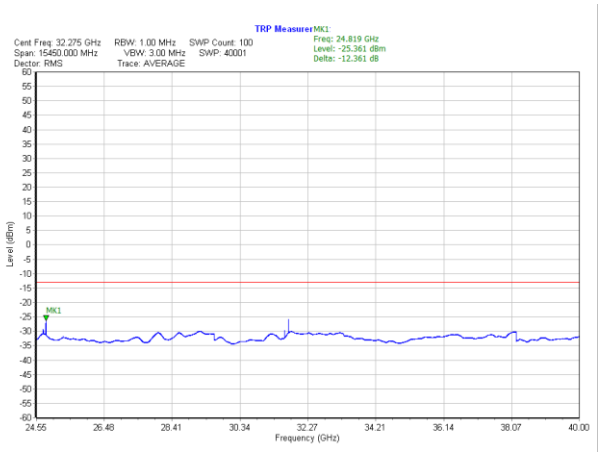
Highest Channel / 50MHz	
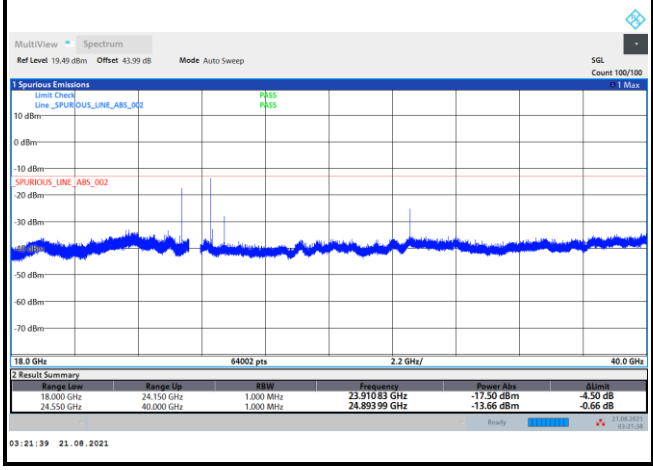	**intentionally blank**

Remark: In band and out of band frequencies that has reported in previous results are omitted.

CP-OFDM Module B

NR Band n258A QPSK (18-40GHz)	
Lowest Channel / 50MHz	
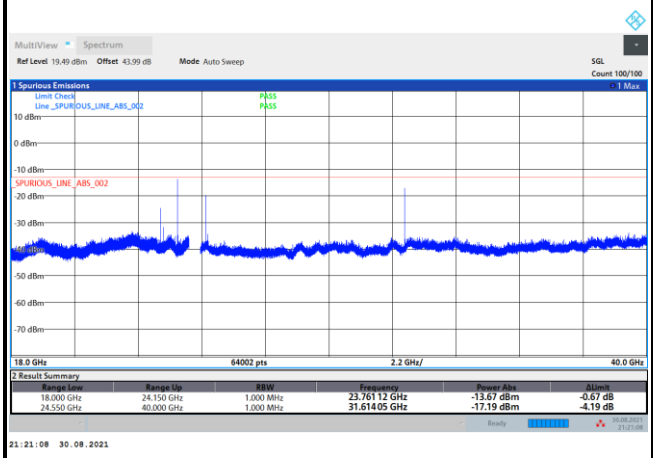	**intentionally blank**
Middle Channel / 50MHz	
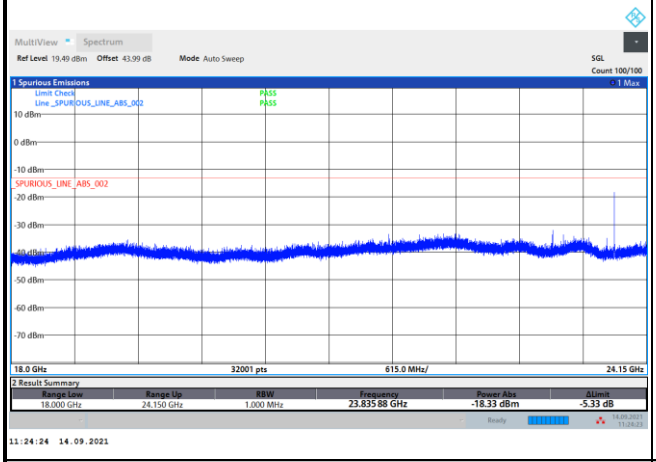	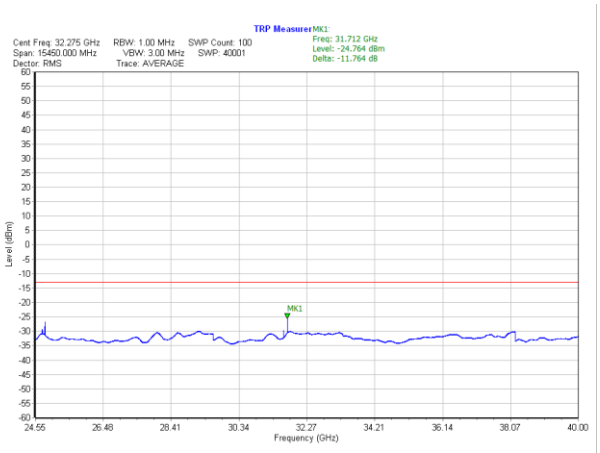
Highest Channel / 50MHz	
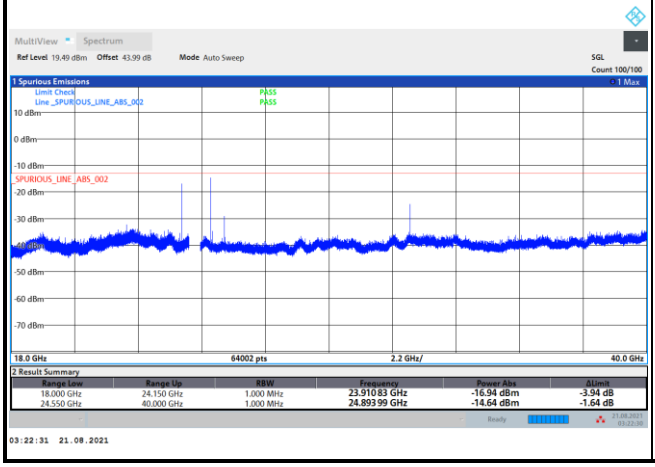	**intentionally blank**

Remark: In band and out of band frequencies that has reported in previous results are omitted.

There is no significant spurious emission signal found for frequency started from 40GHz up to 100GHz.

NR Band n258A
(40GHz-60GHz)

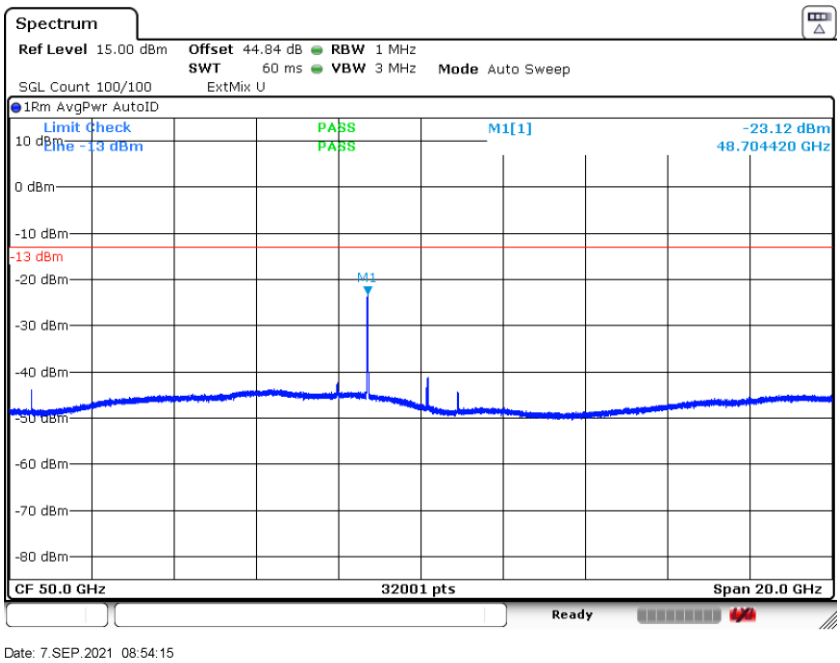

Note: Offset = Antenna Factor (dB/m) + Cable Loss (dB) + 107 + 20log (D) – 104.8

= 42.3 + 0.34 + 107 + 20log(1) – 104.8 = 44.84 (dB)

NR Band n258A
(60GHz-90GHz)

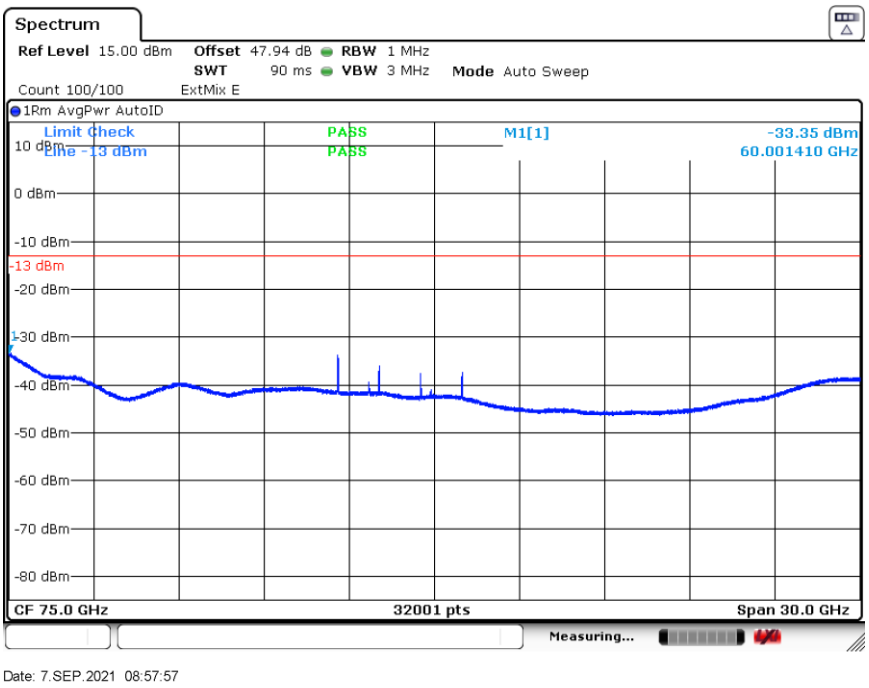

Note: Offset = Antenna Factor (dB/m) + Cable Loss (dB) + 107 + 20log (D) – 104.8

= 45.4 + 0.34 + 107 + 20log(1) – 104.8 = 47.94 (dB)

NR Band n258A
(90GHz-100GHz)

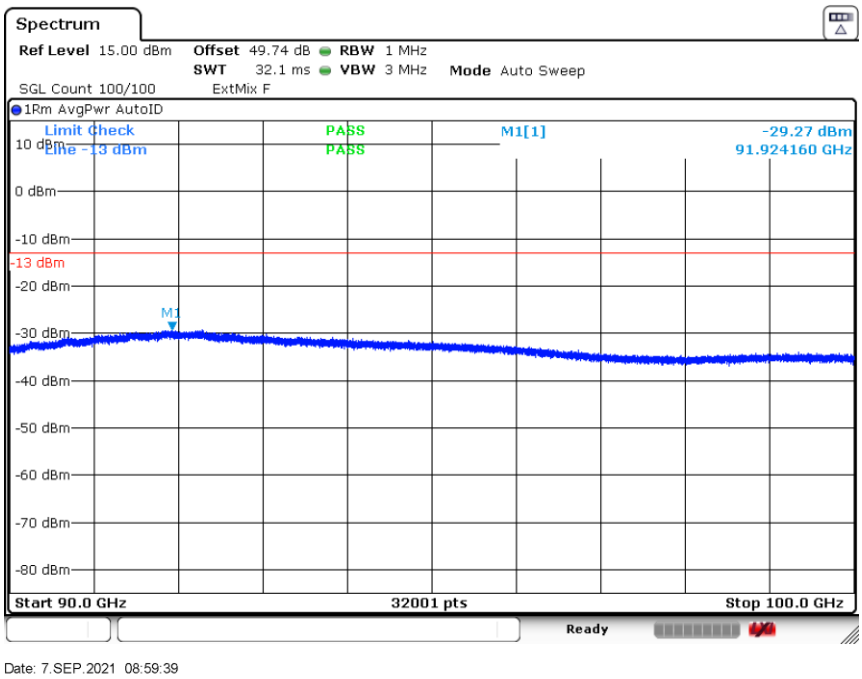

Note: Offset = Antenna Factor (dB/m) + Cable Loss (dB) + 107 + 20log (D) – 104.8

= 47.2 + 0.34 + 107 + 20log(1) – 104.8 = 49.74 (dB)

Frequency Stability

Test Conditions		NR Band n258A / Middle Channel			Limit
Temperature (°C)	Voltage (Volt)	CW tone			Note 2.
		Frequency (GHz)	Deviation (kHz)	Deviation (ppm)	Result
50	Normal Voltage	24.35103295	0.250	0.010	Pass
40	Normal Voltage	24.3510332	0.000	0.000	
30	Normal Voltage	24.3510332	0.000	0.000	
20(Ref.)	Normal Voltage	24.3510332	0.000	0.000	
10	Normal Voltage	24.35103295	0.250	0.010	
0	Normal Voltage	24.35103295	0.250	0.010	
-10	Normal Voltage	24.35103295	0.250	0.010	
-20	Normal Voltage	24.35103295	0.250	0.010	
-30	Normal Voltage	24.35103295	0.250	0.010	
20	Maximum Voltage	24.3510332	0.000	0.000	
20	Normal Voltage	24.3510332	0.000	0.000	
20	Battery End Point	24.3510332	0.000	0.000	

Note:

1. Normal Voltage =3.85 V.；Battery End Point (BEP) =3.60 V.；Maximum Voltage =4.45 V.
2. The frequency fundamental emissions stay within the authorized frequency block.

NR Band n258B Module A Beam H

Occupied Bandwidth

Mode	DFT-s-OFDM Module A NR Band n258B : 99%OBW(MHz)		
BW	50MHz		
Mod.	QPSK	16QAM	64QAM
Lowest CH	45.94	46.17	46.36
Middle CH	45.98	46.18	46.42
Highest CH	46.01	46.26	46.39

Mode	CP-OFDM Module A NR Band n258B : 99%OBW(MHz)
BW	50MHz
Mod.	QPSK
Lowest CH	46.27
Middle CH	46.33
Highest CH	46.38

DFT-s-OFDM Module A

NR Band n258B

Lowest Channel / 50MHz / QPSK

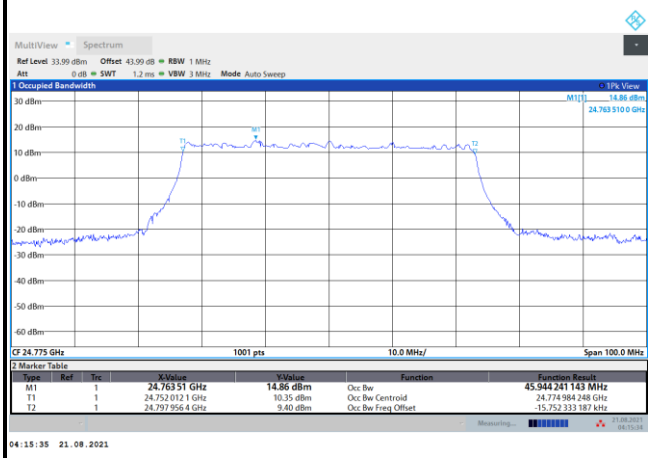

Lowest Channel / 50MHz / 16QAM

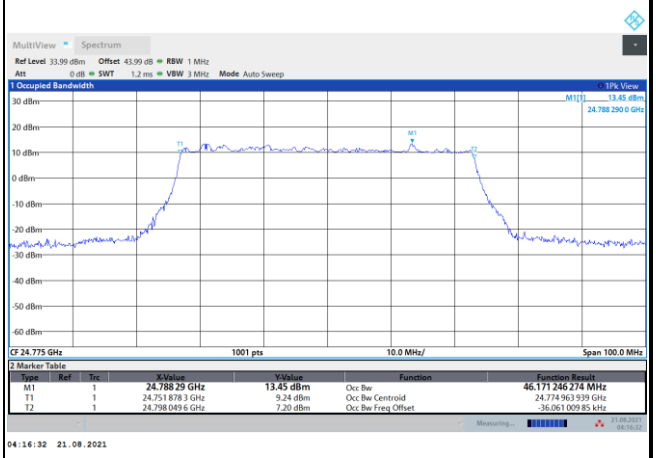

Middle Channel / 50MHz / QPSK

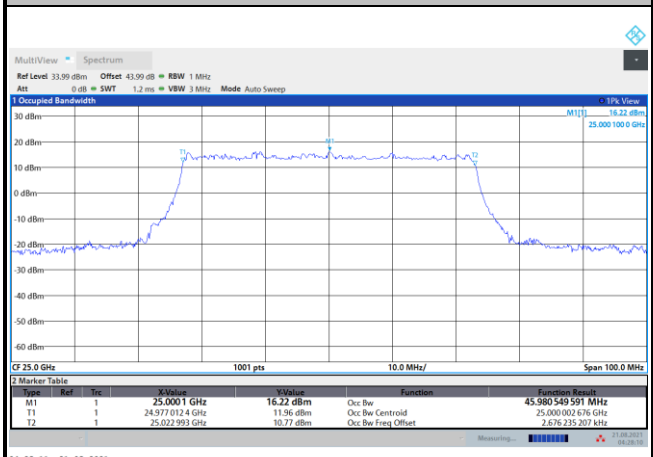

Middle Channel / 50MHz / 16QAM

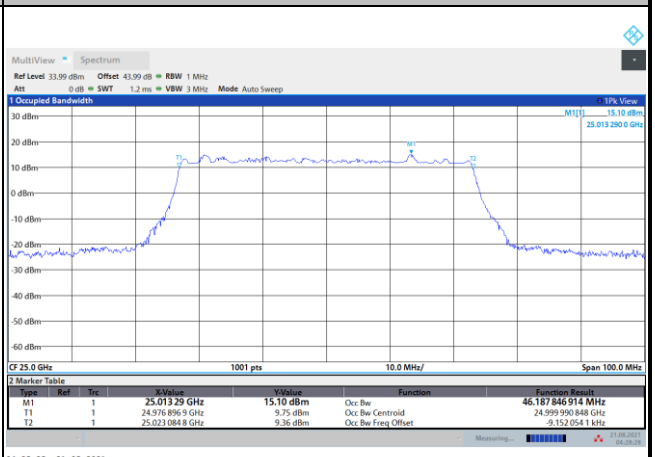

Highest Channel / 50MHz / QPSK

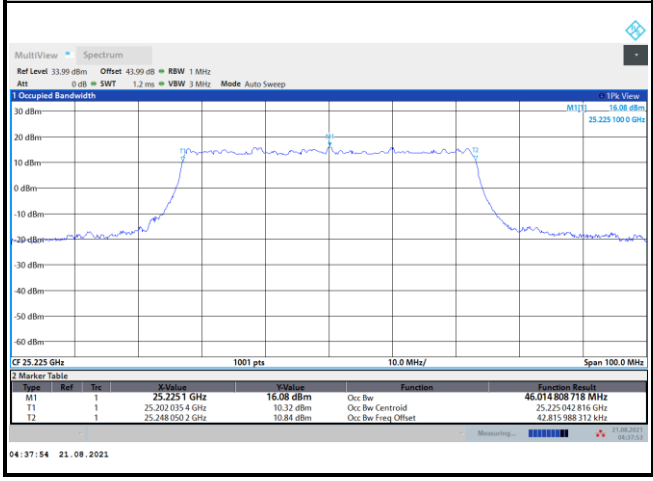

Highest Channel / 50MHz / 16QAM

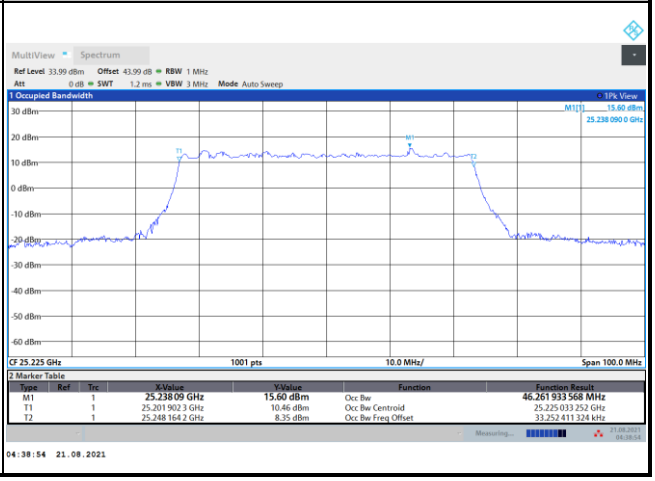

DFT-s-OFDM Module A

NR Band n258B	
Lowest Channel / 50MHz / 64QAM	
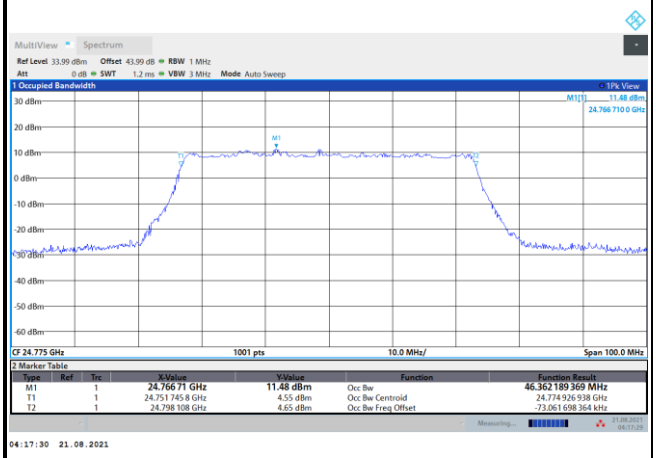	intentionally blank
Middle Channel / 50MHz / 64QAM	
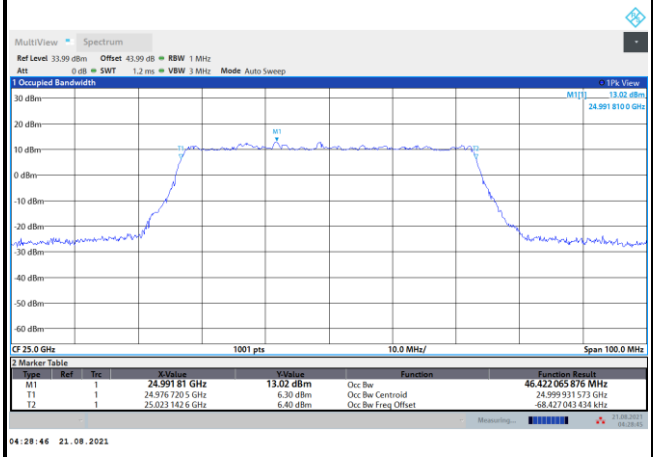	intentionally blank
Highest Channel / 50MHz / 64QAM	
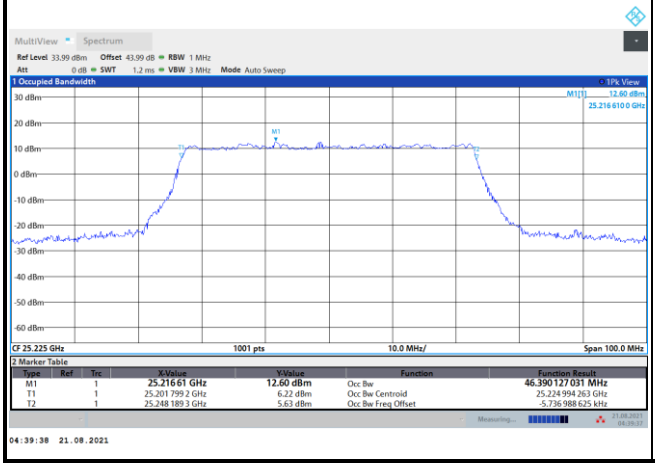	intentionally blank

CP-OFDM Module A

NR Band n258B	
Lowest Channel / 50MHz / QPSK	
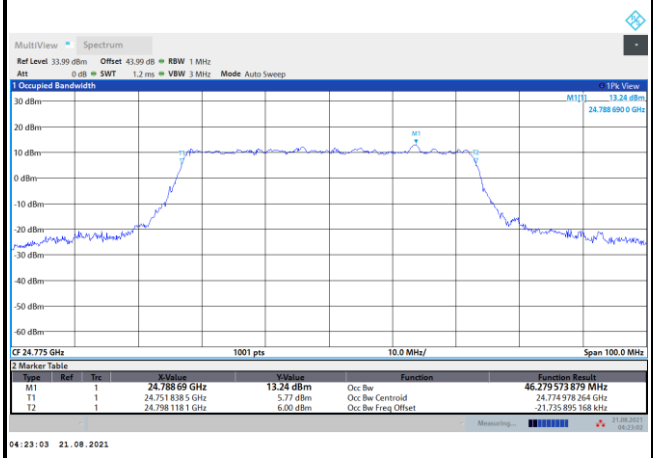	**intentionally blank**
Middle Channel / 50MHz / QPSK	
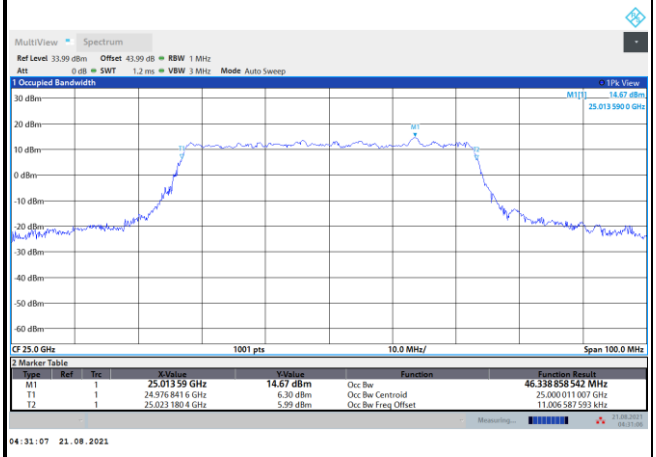	**intentionally blank**
Highest Channel / 50MHz / QPSK	
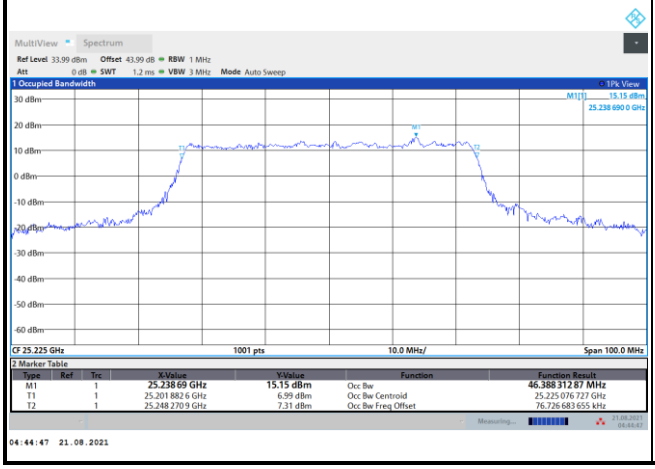	**intentionally blank**

Radiated Out of Band Emissions

Mode			DFT-s-OFDM Module A NR Band n258B : BE (dBm) 1 RB		
BW			50MHz		
Limit (dBm)			QPSK	16QAM	64QAM
Low CH	0~10%OB	≦-5	-10.73	-10.48	-13.81
	>10%OB	≦-13	-37.97	-38.43	-39.10
HighCH	0~10%OB	≦-5	-8.45	-10.71	-11.98
	>10%OB	≦-13	-37.36	-37.46	-38.37
Result			Compliance		

Mode			CP-OFDM Module A NR Band n258B : BE (dBm) 1 RB
BW			50MHz
Limit (dBm)			QPSK
Low CH	0~10%OB	≦-5	-13.10
	>10%OB	≦-13	-38.87
High CH	0~10%OB	≦-5	-11.56
	>10%OB	≦-13	-37.32
Result			Compliance

Mode			DFT-s-OFDM Module A NR Band n258B : BE (dBm) Full RB		
BW			50MHz		
Limit (dBm)			QPSK	16QAM	64QAM
Low CH	0~10%OB	≦-5	-22.17	-23.33	-24.17
	>10%OB	≦-13	-30.45	-32.22	-34.56
HighCH	0~10%OB	≦-5	-18.51	-19.75	-22.26
	>10%OB	≦-13	-24.55	-27.34	-31.35
Result			Compliance		

Mode			CP-OFDM Module A NR Band n258B : BE (dBm) Full RB
BW			50MHz
Limit (dBm)			QPSK
Low CH	0~10%OB	≦-5	-22.97
	>10%OB	≦-13	-30.73
High CH	0~10%OB	≦-5	-19.86
	>10%OB	≦-13	-25.41
Result			Compliance