DFT-s-OFDM Module A

NR Band n258B / 50MHz / QPSK

Lowest Band Edge / 1 RB

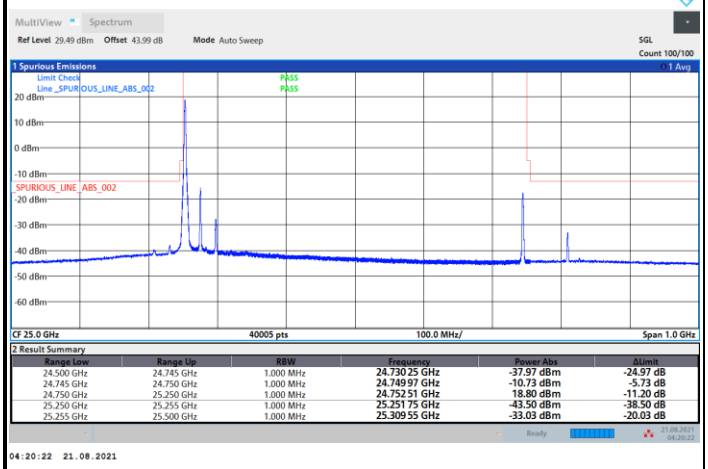

Highest Band Edge / 1 RB

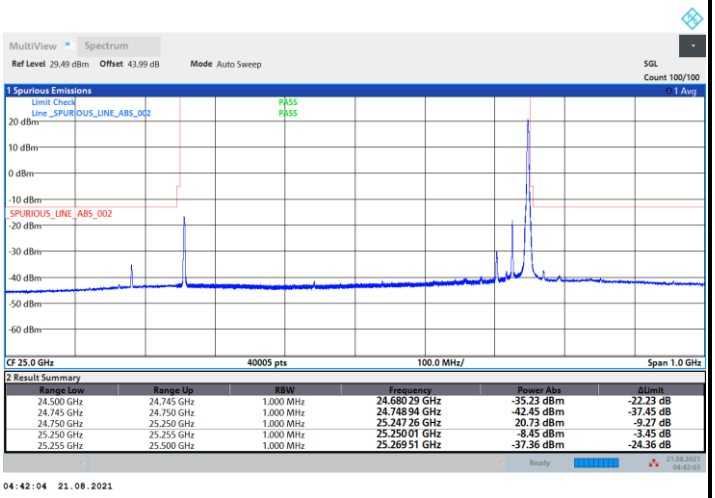

NR Band n258B / 50MHz / 16QAM

Lowest Band Edge / 1 RB

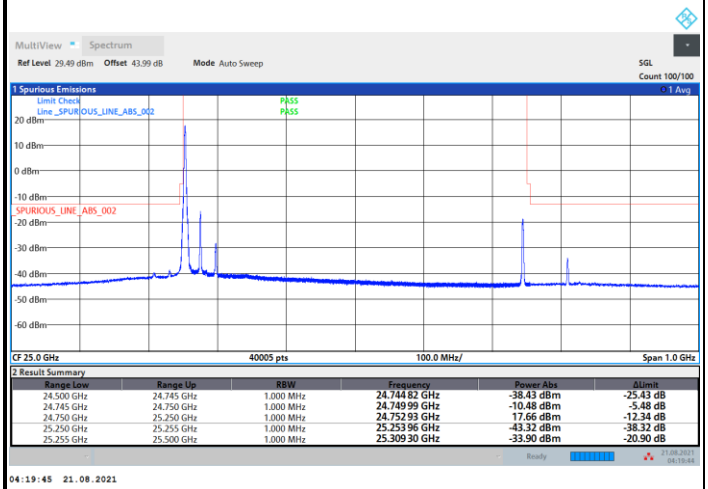

Highest Band Edge / 1 RB

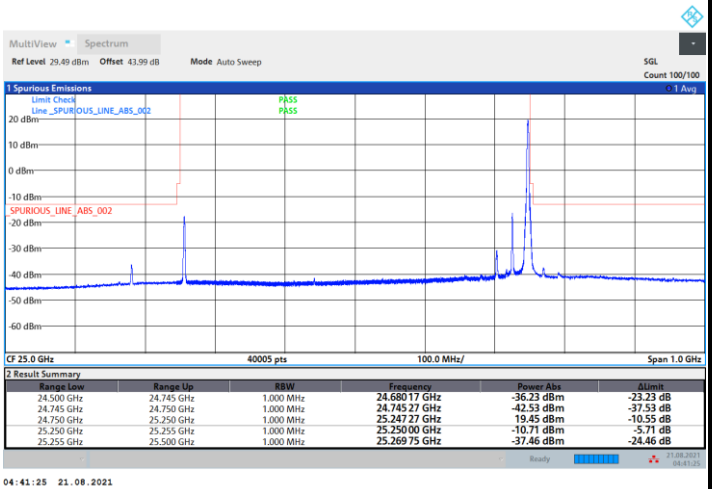

DFT-s-OFDM Module A

NR Band n258B / 50MHz / 64QAM	
Lowest Band Edge / 1 RB	**Highest Band Edge / 1 RB**
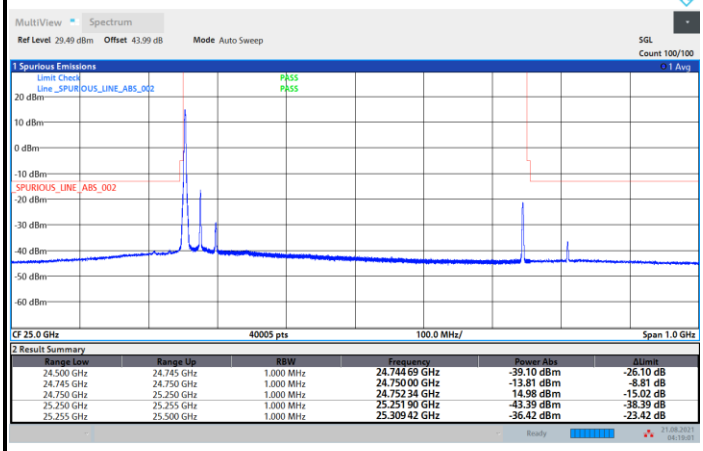	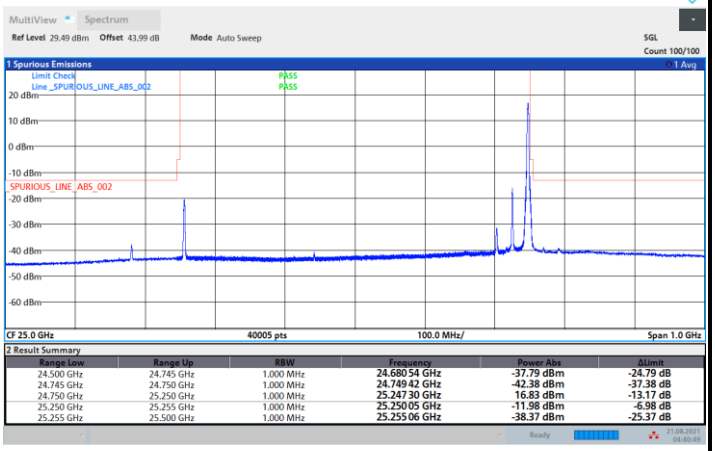

CP-OFDM Module A

NR Band n258B / 50MHz / QPSK	
Lowest Band Edge / 1 RB	**Highest Band Edge / 1 RB**
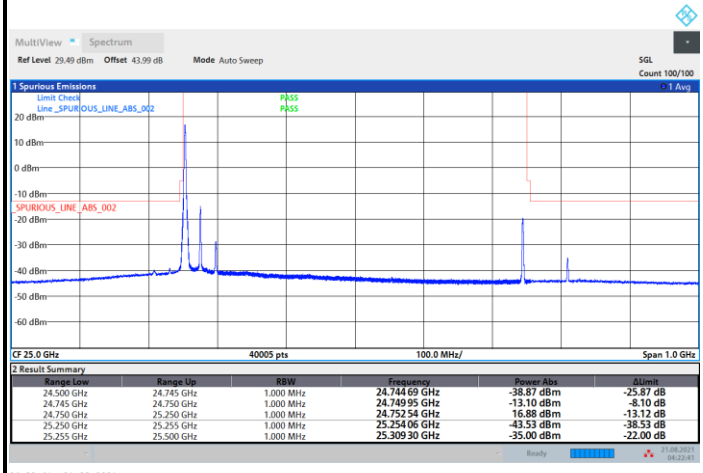	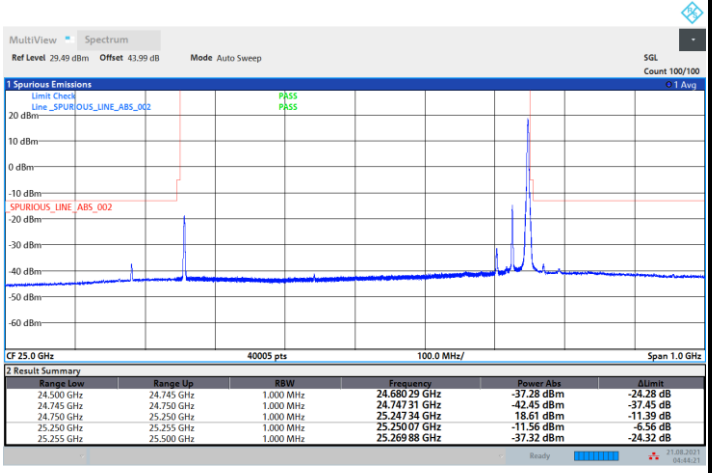

DFT-s-OFDM Module A

NR Band n258B / 50MHz / QPSK

Lowest Band Edge / Full RB

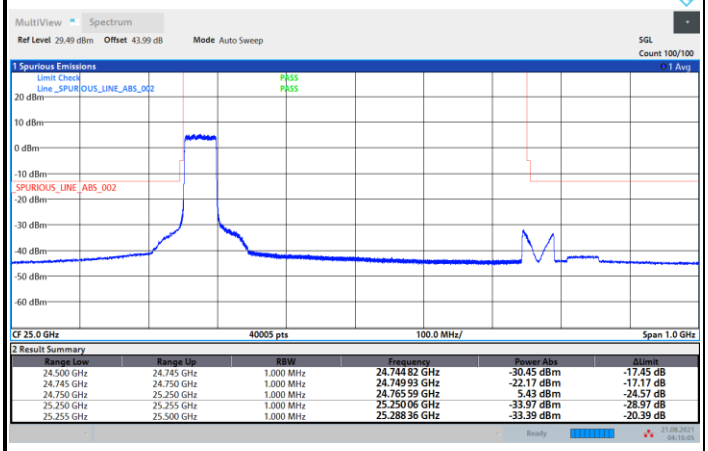

Range Low	Range Up	RBW	Frequency	Power Abs	ΔLimit
24.500 GHz	24.745 GHz	1.000 MHz	24.744 82 GHz	-30.45 dBm	-17.45 dB
24.745 GHz	24.750 GHz	1.000 MHz	24.749 93 GHz	-22.17 dBm	-17.17 dB
24.750 GHz	25.250 GHz	1.000 MHz	24.765 59 GHz	5.43 dBm	-24.57 dB
25.250 GHz	25.255 GHz	1.000 MHz	25.250 06 GHz	-33.97 dBm	-28.97 dB
25.255 GHz	25.500 GHz	1.000 MHz	25.288 36 GHz	-33.39 dBm	-20.39 dB

04:16:06 21.08.2021

Highest Band Edge / Full RB

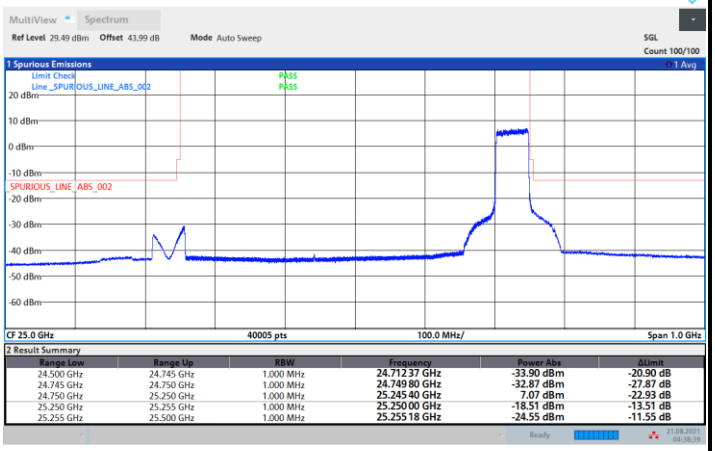

Range Low	Range Up	RBW	Frequency	Power Abs	ΔLimit
24.500 GHz	24.745 GHz	1.000 MHz	24.712 37 GHz	-33.90 dBm	-20.90 dB
24.745 GHz	24.750 GHz	1.000 MHz	24.749 80 GHz	-32.87 dBm	-27.87 dB
24.750 GHz	25.250 GHz	1.000 MHz	25.245 40 GHz	7.07 dBm	-22.93 dB
25.250 GHz	25.255 GHz	1.000 MHz	25.250 00 GHz	-18.51 dBm	-13.51 dB
25.255 GHz	25.500 GHz	1.000 MHz	25.255 18 GHz	-24.55 dBm	-11.55 dB

04:38:39 21.08.2021

NR Band n258B / 50MHz / 16QAM

Lowest Band Edge / Full RB

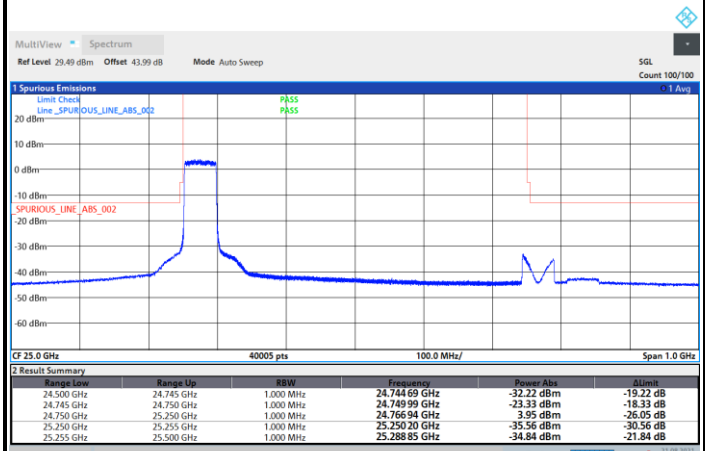

Range Low	Range Up	RBW	Frequency	Power Abs	ΔLimit
24.500 GHz	24.745 GHz	1.000 MHz	24.744 69 GHz	-32.22 dBm	-19.22 dB
24.745 GHz	24.750 GHz	1.000 MHz	24.749 99 GHz	-23.33 dBm	-18.33 dB
24.750 GHz	25.250 GHz	1.000 MHz	24.766 94 GHz	3.95 dBm	-26.05 dB
25.250 GHz	25.255 GHz	1.000 MHz	25.250 20 GHz	-35.56 dBm	-30.56 dB
25.255 GHz	25.500 GHz	1.000 MHz	25.288 85 GHz	-34.84 dBm	-21.84 dB

04:17:03 21.08.2021

Highest Band Edge / Full RB

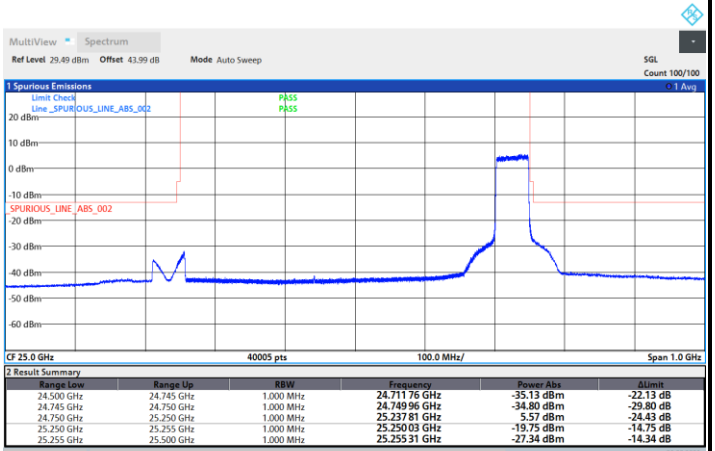

Range Low	Range Up	RBW	Frequency	Power Abs	ΔLimit
24.500 GHz	24.745 GHz	1.000 MHz	24.711 76 GHz	-35.13 dBm	-22.13 dB
24.745 GHz	24.750 GHz	1.000 MHz	24.749 96 GHz	-34.80 dBm	-29.80 dB
24.750 GHz	25.250 GHz	1.000 MHz	25.237 81 GHz	5.57 dBm	-24.43 dB
25.250 GHz	25.255 GHz	1.000 MHz	25.250 03 GHz	-19.75 dBm	-14.75 dB
25.255 GHz	25.500 GHz	1.000 MHz	25.255 31 GHz	-27.34 dBm	-14.34 dB

04:39:24 21.08.2021

DFT-s-OFDM Module A

NR Band n258B / 50MHz / 64QAM	
Lowest Band Edge / Full RB	**Highest Band Edge / Full RB**
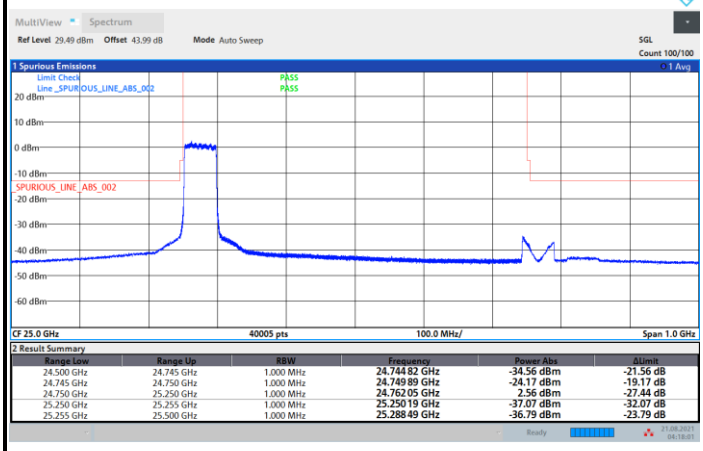	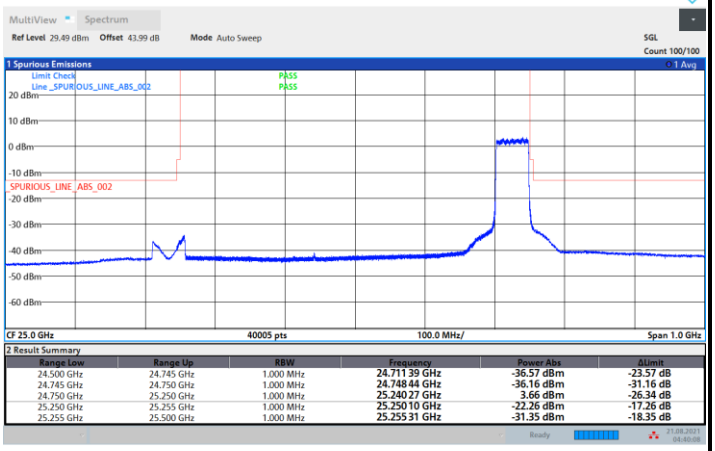

CP-OFDM Module A

NR Band n258B / 50MHz / QPSK	
Lowest Band Edge / Full RB	**Highest Band Edge / Full RB**
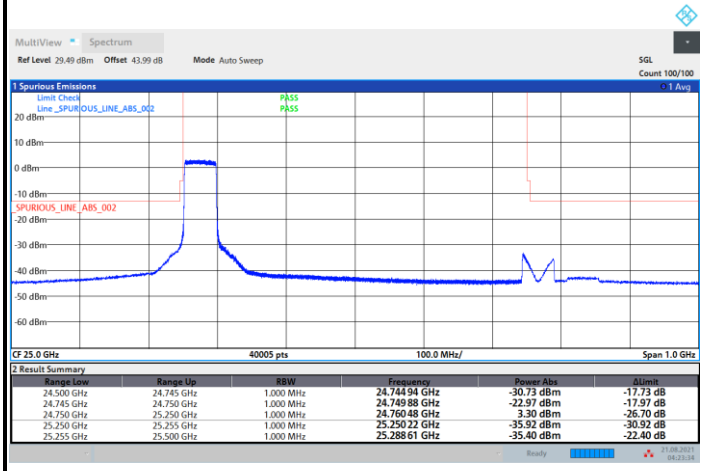	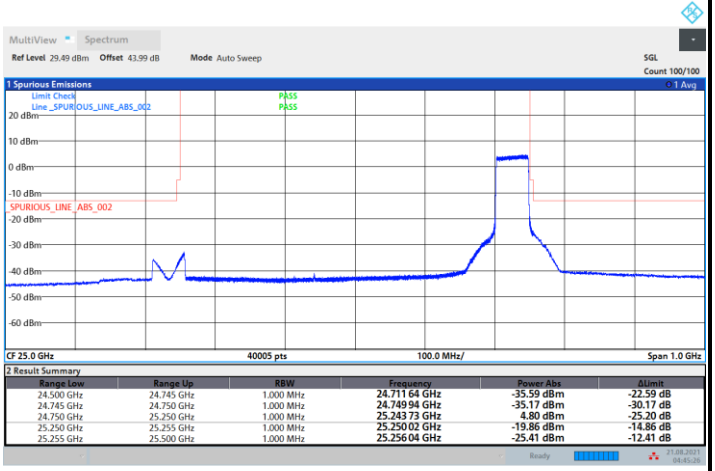

Spurious Emission

Spurious emission between 18GHz to 40GHz worst case plot is reported as following.

DFT-s-OFDM Module A

NR Band n258B QPSK (18-40GHz)	
Lowest Channel / 50MHz	
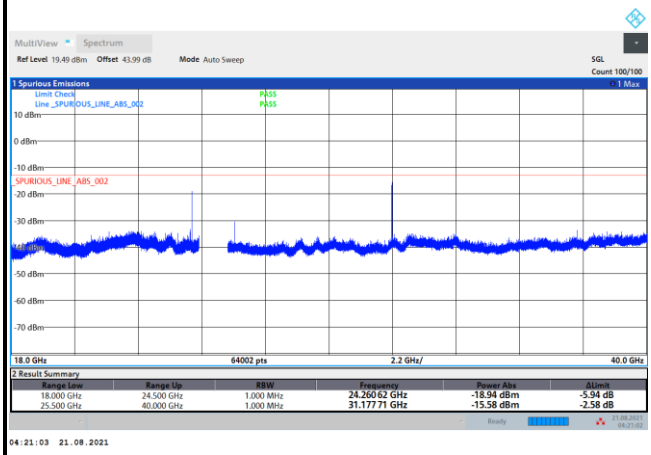	**intentionally blank**
Middle Channel / 50MHz	
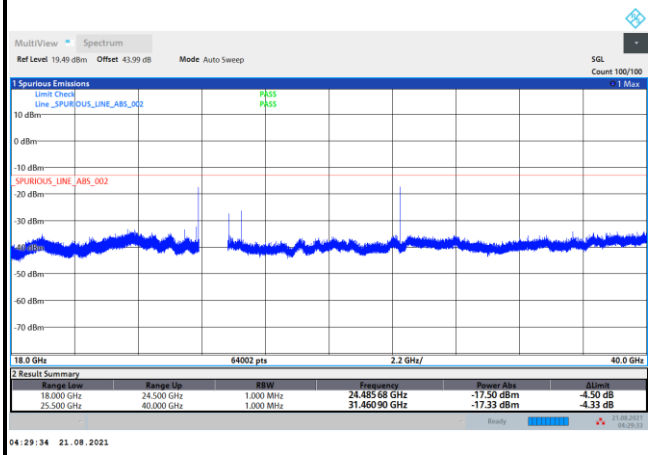	**intentionally blank**
Highest Channel / 50MHz	
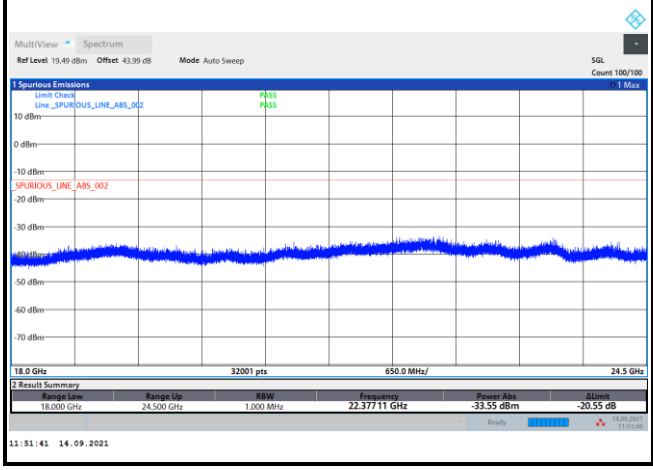	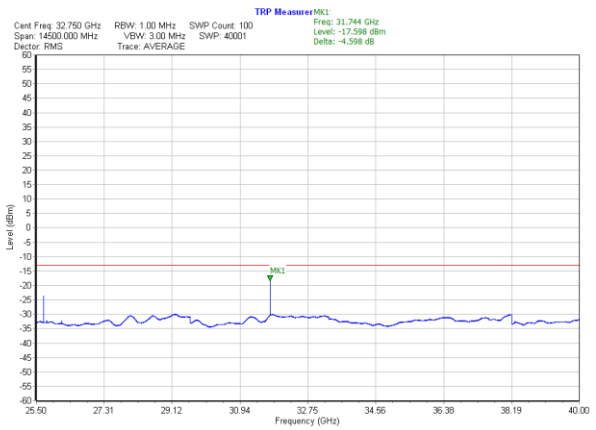

Remark: In band and out of band frequencies that has reported in previous results are omitted.

CP-OFDM Module A

NR Band n258B QPSK (18-40GHz)	
Lowest Channel / 50MHz	
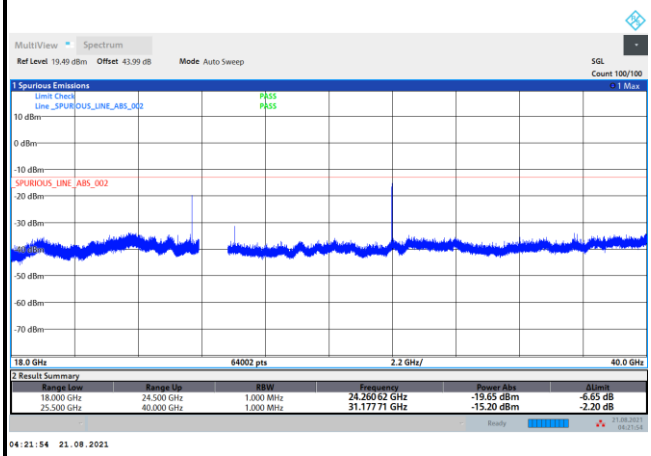	**intentionally blank**
Middle Channel / 50MHz	
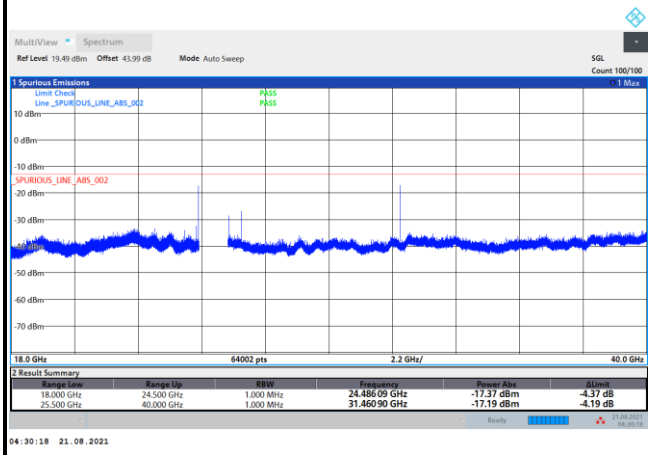	**intentionally blank**
Highest Channel / 50MHz	
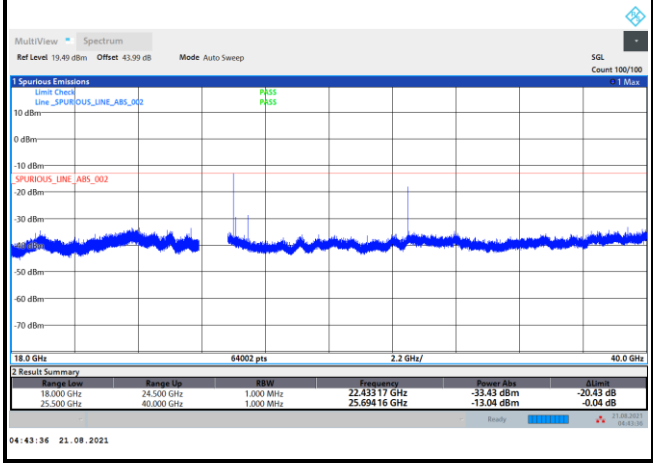	**intentionally blank**

Remark: In band and out of band frequencies that has reported in previous results are omitted.

NR Band n258B Module A Beam V

Occupied Bandwidth

Mode	DFT-s-OFDM Module A NR Band n258B : 99%OBW(MHz)		
BW	50MHz		
Mod.	QPSK	16QAM	64QAM
Lowest CH	45.84	46.25	46.03
Middle CH	45.96	46.35	46.27
Highest CH	45.90	46.38	46.29

Mode	CP-OFDM Module A NR Band n258B : 99%OBW(MHz)
BW	50MHz
Mod.	QPSK
Lowest CH	46.16
Middle CH	46.03
Highest CH	46.01

DFT-s-OFDM Module A

NR Band n258B

Lowest Channel / 50MHz / QPSK

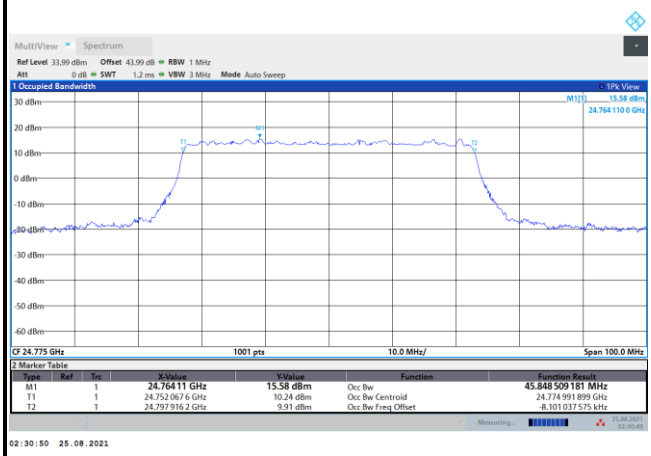

Lowest Channel / 50MHz / 16QAM

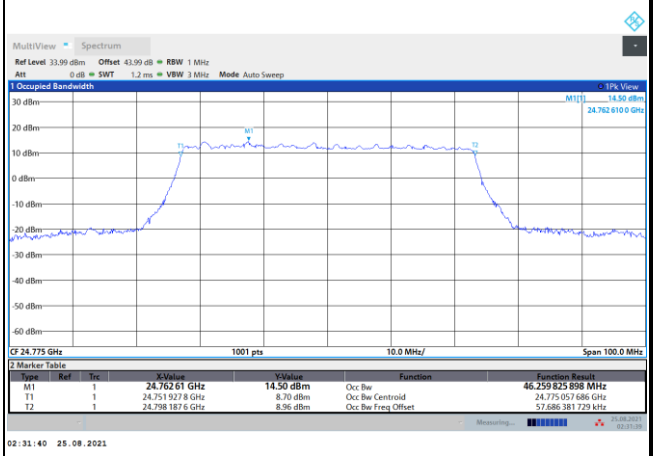

Middle Channel / 50MHz / QPSK

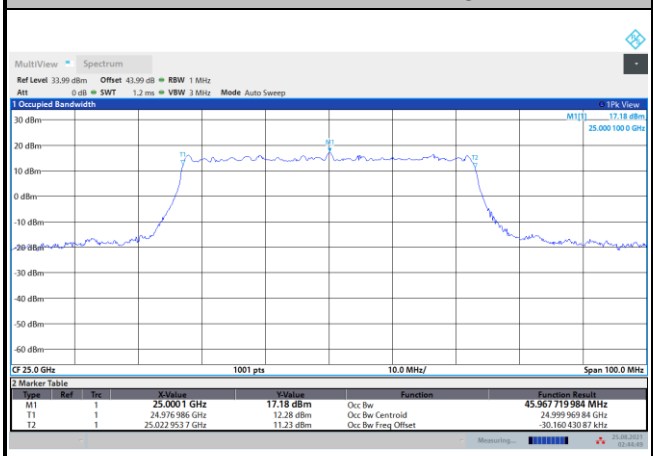

Middle Channel / 50MHz / 16QAM

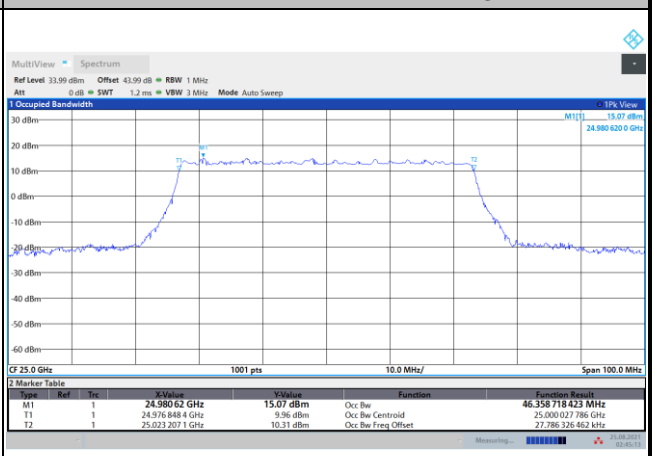

Highest Channel / 50MHz / QPSK

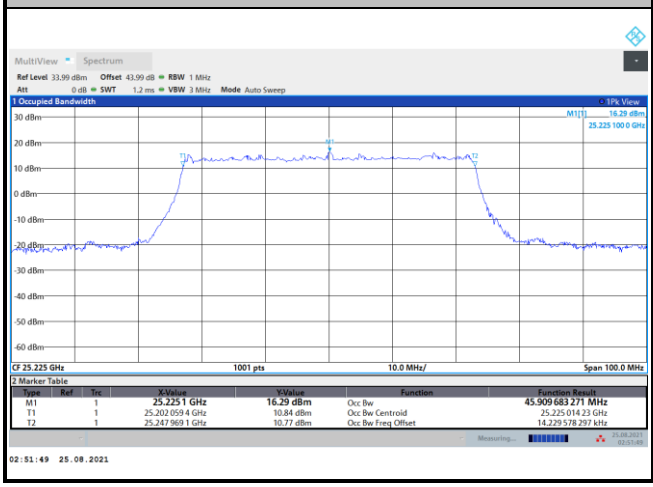

Highest Channel / 50MHz / 16QAM

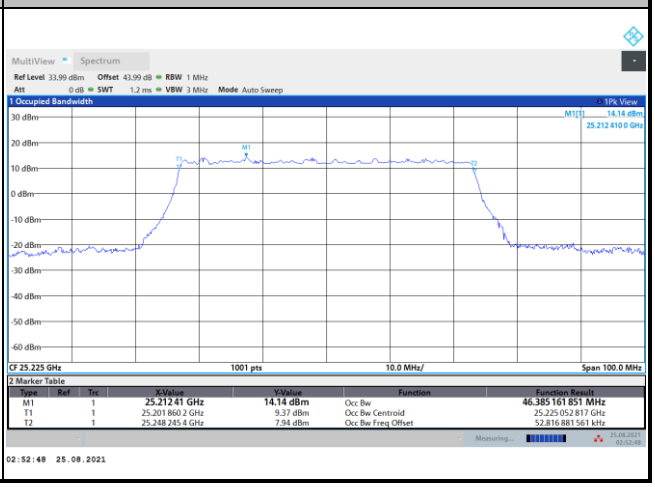

DFT-s-OFDM Module A

NR Band n258B	
Lowest Channel / 50MHz / 64QAM	
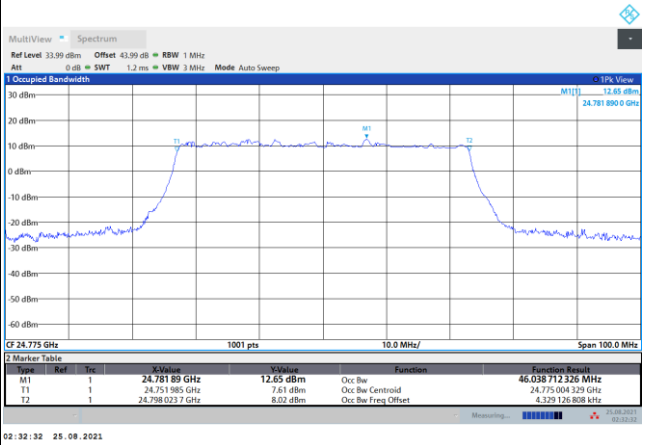	intentionally blank
Middle Channel / 50MHz / 64QAM	
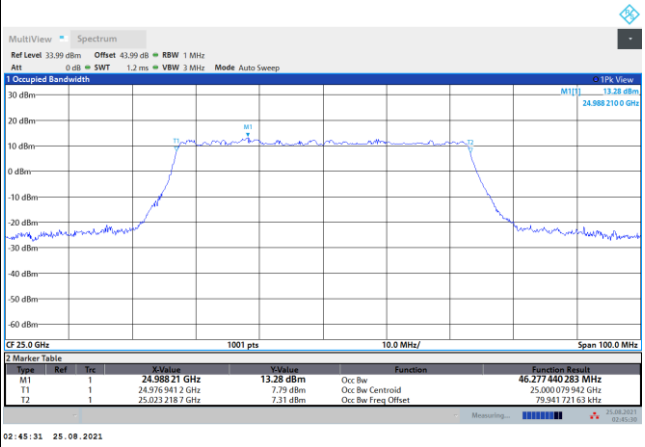	intentionally blank
Highest Channel / 50MHz / 64QAM	
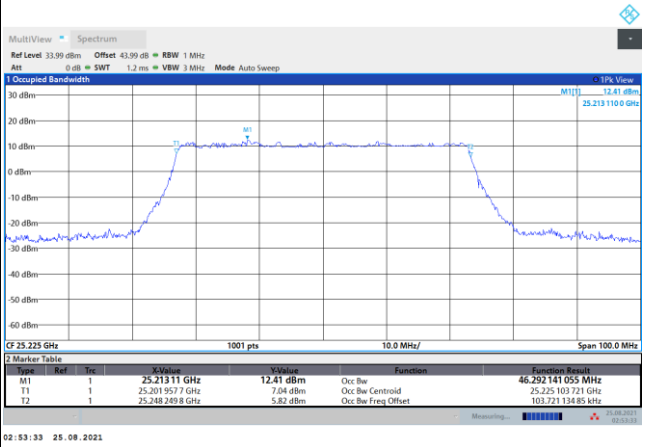	intentionally blank

CP-OFDM Module A

NR Band n258B	
Lowest Channel / 50MHz / QPSK	
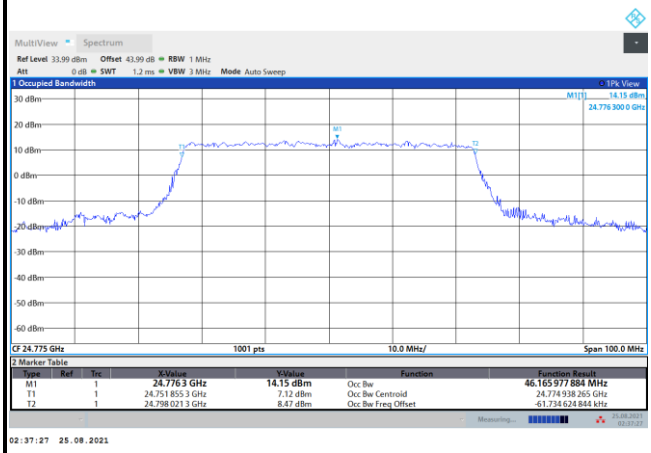	**intentionally blank**
Middle Channel / 50MHz / QPSK	
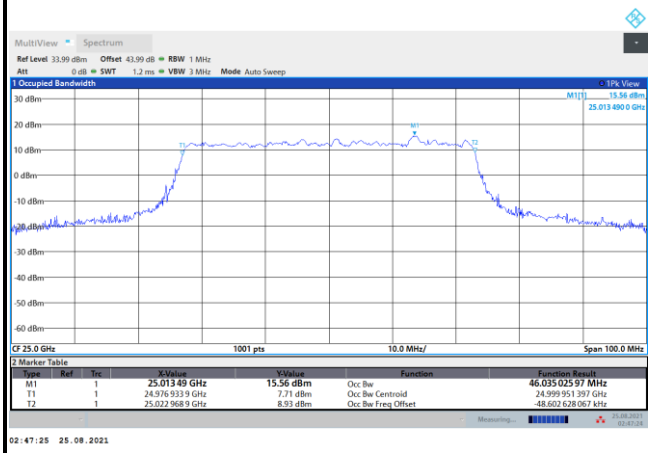	**intentionally blank**
Highest Channel / 50MHz / QPSK	
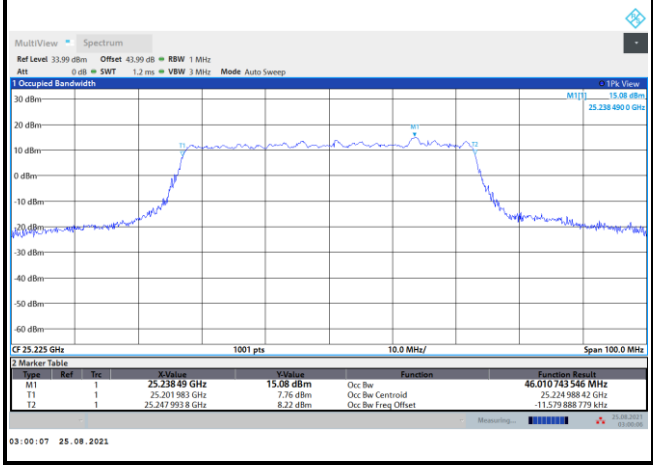	**intentionally blank**

Radiated Out of Band Emissions

Mode			DFT-s-OFDM Module A NR Band n258B : BE (dBm) 1 RB		
BW			50MHz		
Limit (dBm)			QPSK	16QAM	64QAM
Low CH	0~10%OB	≦-5	-9.62	-11.20	-15.51
	>10%OB	≦-13	-37.25	-37.71	-38.71
HighCH	0~10%OB	≦-5	-9.14	-11.71	-12.73
	>10%OB	≦-13	-36.80	-37.62	-37.55
Result			Compliance		

Mode			CP-OFDM Module A NR Band n258B : BE (dBm) 1 RB
BW			50MHz
Limit (dBm)			QPSK
Low CH	0~10%OB	≦-5	-10.65
	>10%OB	≦-13	-37.81
High CH	0~10%OB	≦-5	-10.71
	>10%OB	≦-13	-37.63
Result			Compliance

Mode			DFT-s-OFDM Module A NR Band n258B : BE (dBm) Full RB		
BW			50MHz		
Limit (dBm)			QPSK	16QAM	64QAM
Low CH	0~10%OB	≦-5	-20.26	-21.80	-24.16
	>10%OB	≦-13	-26.04	-28.52	-32.22
HighCH	0~10%OB	≦-5	-21.13	-20.57	-21.80
	>10%OB	≦-13	-26.29	-28.99	-32.23
Result			Compliance		

Mode			CP-OFDM Module A NR Band n258B : BE (dBm) Full RB
BW			50MHz
Limit (dBm)			QPSK
Low CH	0~10%OB	≦-5	-20.89
	>10%OB	≦-13	-26.09
High CH	0~10%OB	≦-5	-21.26
	>10%OB	≦-13	-26.88
Result			Compliance

DFT-s-OFDM Module A

NR Band n258B / 50MHz / QPSK

Lowest Band Edge / 1 RB

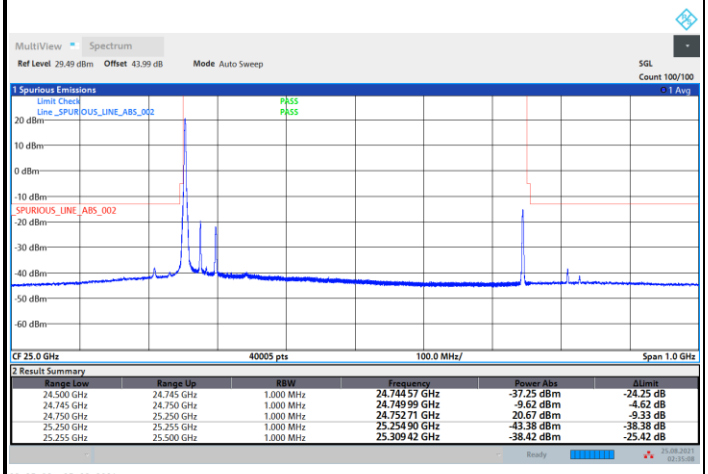

Highest Band Edge / 1 RB

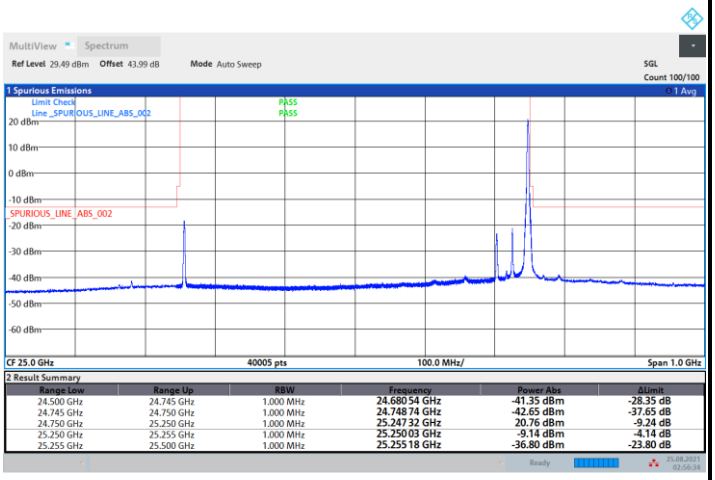

NR Band n258B / 50MHz / 16QAM

Lowest Band Edge / 1 RB

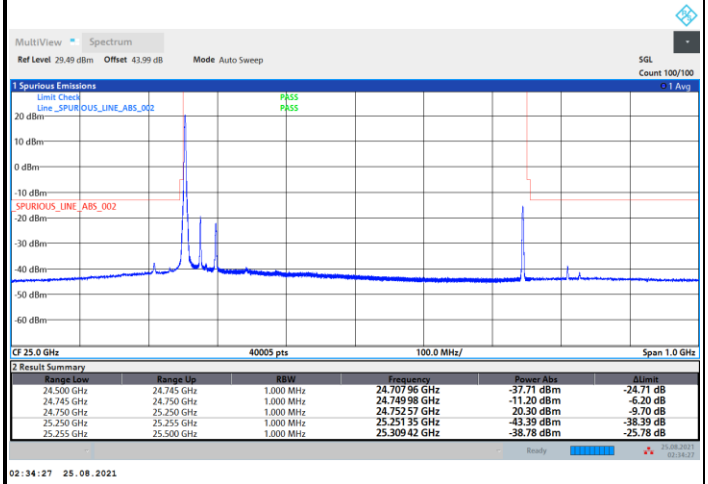

Highest Band Edge / 1 RB

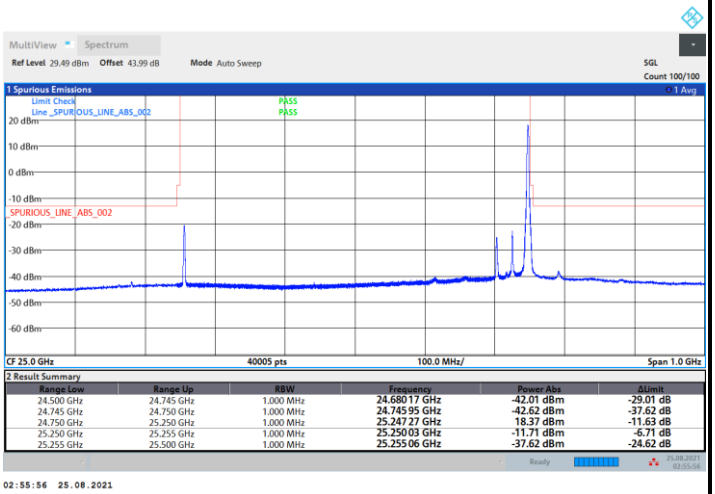

DFT-s-OFDM Module A

NR Band n258B / 50MHz / 64QAM	
Lowest Band Edge / 1 RB	**Highest Band Edge / 1 RB**
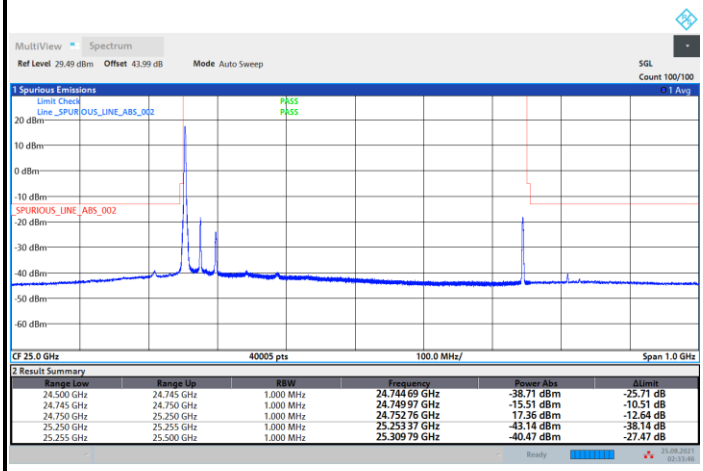	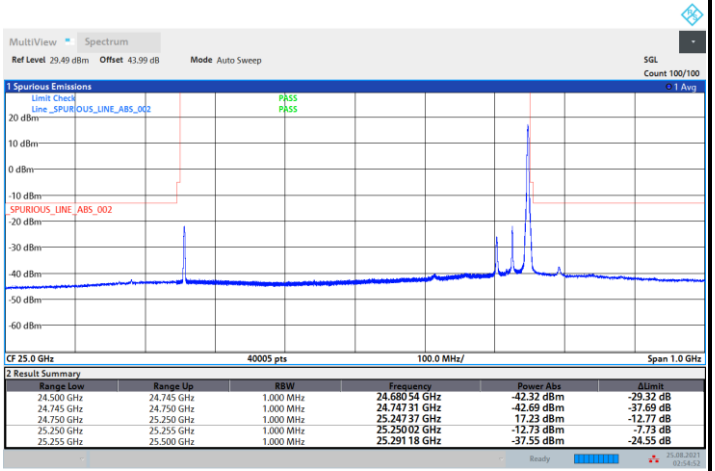

CP-OFDM Module A

NR Band n258B / 50MHz / QPSK	
Lowest Band Edge / 1 RB	**Highest Band Edge / 1 RB**
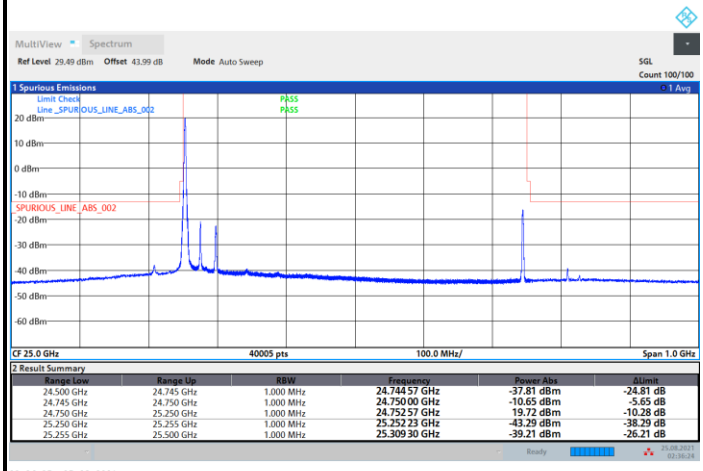	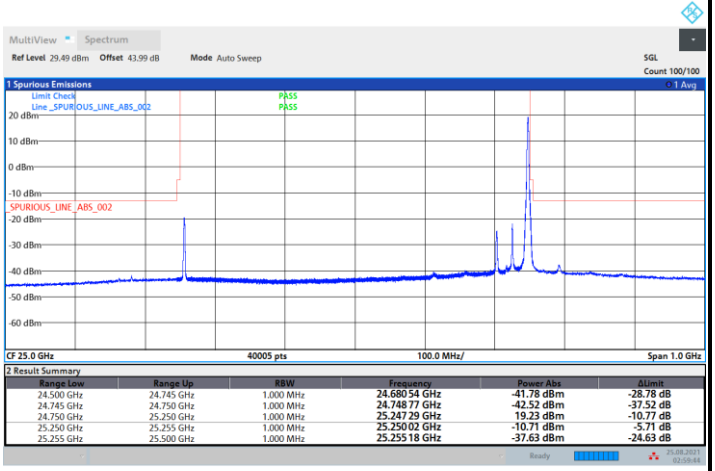

DFT-s-OFDM Module A

NR Band n258B / 50MHz / QPSK

Lowest Band Edge / Full RB

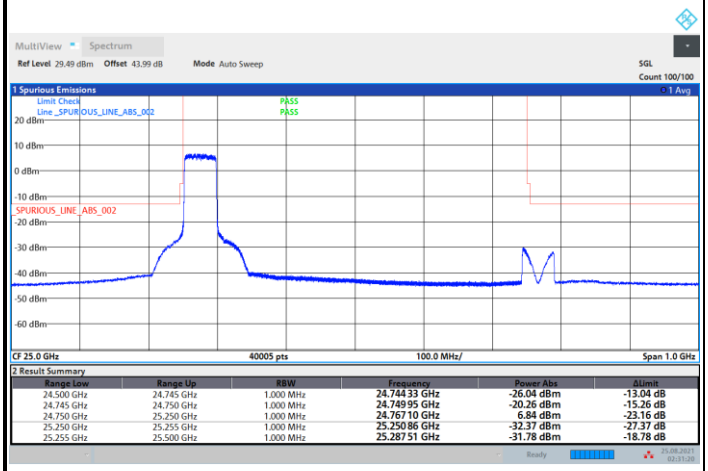

Highest Band Edge / Full RB

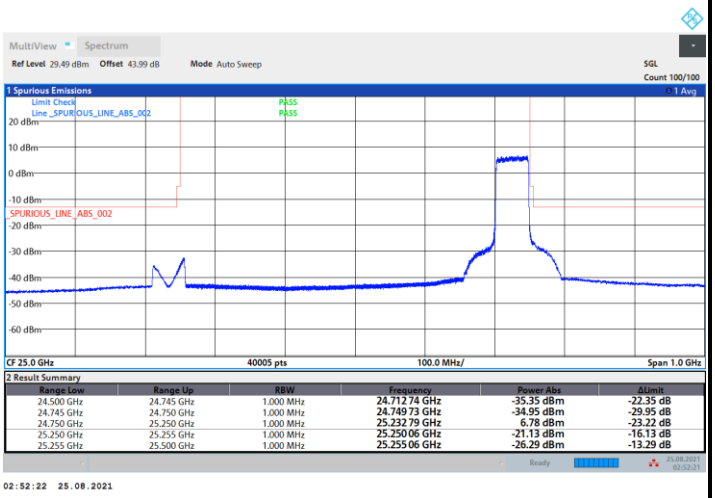

NR Band n258B / 50MHz / 16QAM

Lowest Band Edge / Full RB

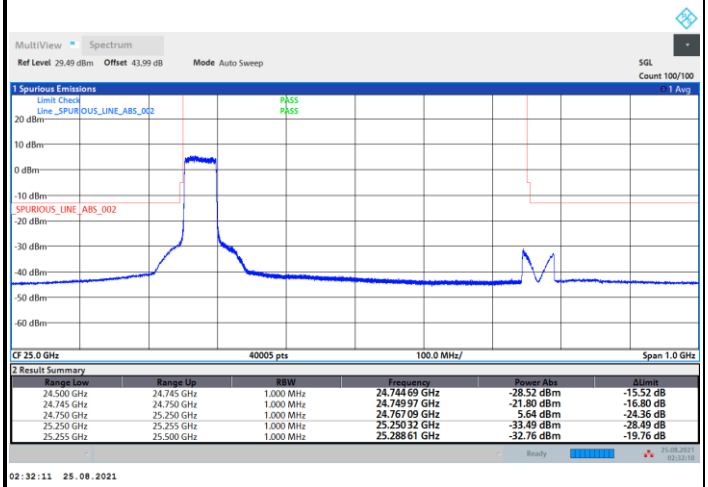

Highest Band Edge / Full RB

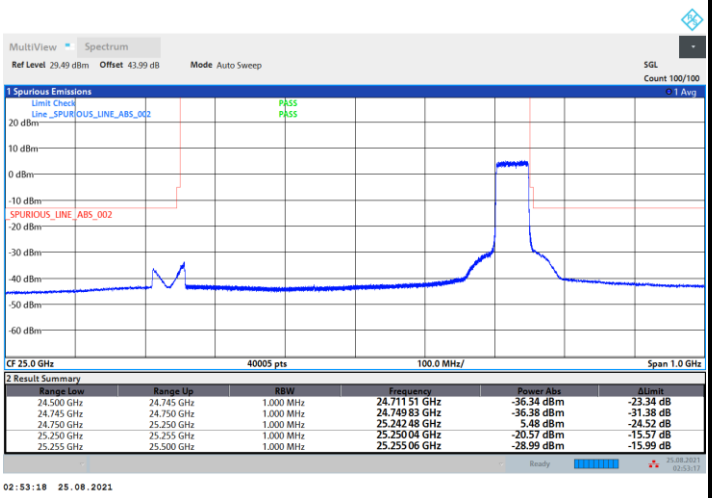

DFT-s-OFDM Module A

NR Band n258B / 50MHz / 64QAM	
Lowest Band Edge / Full RB	**Highest Band Edge / Full RB**
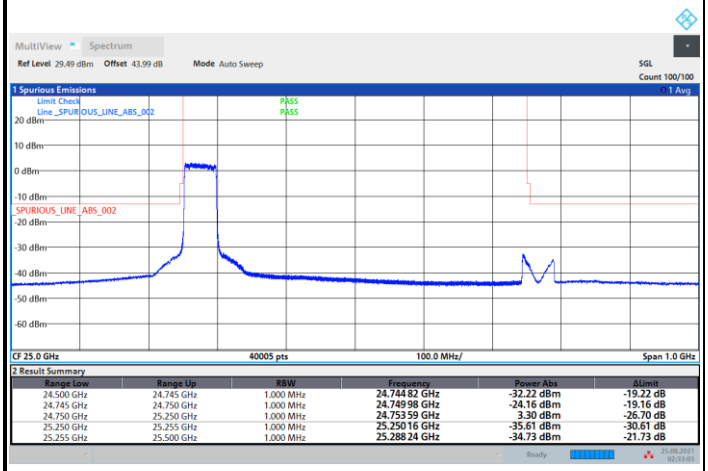	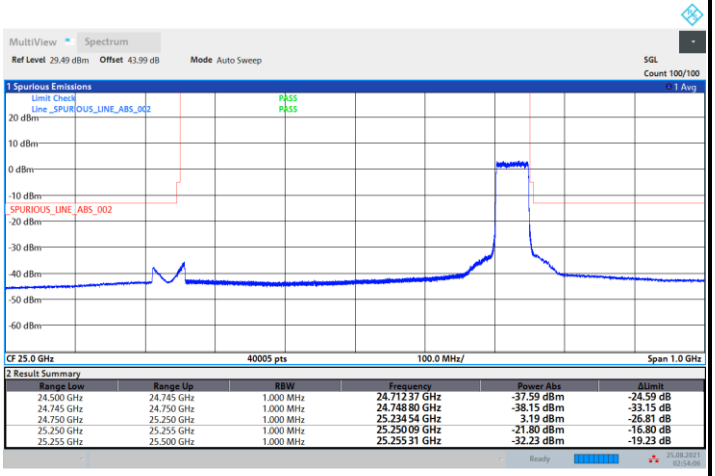

CP-OFDM Module A

NR Band n258B / 50MHz / QPSK	
Lowest Band Edge / Full RB	**Highest Band Edge / Full RB**
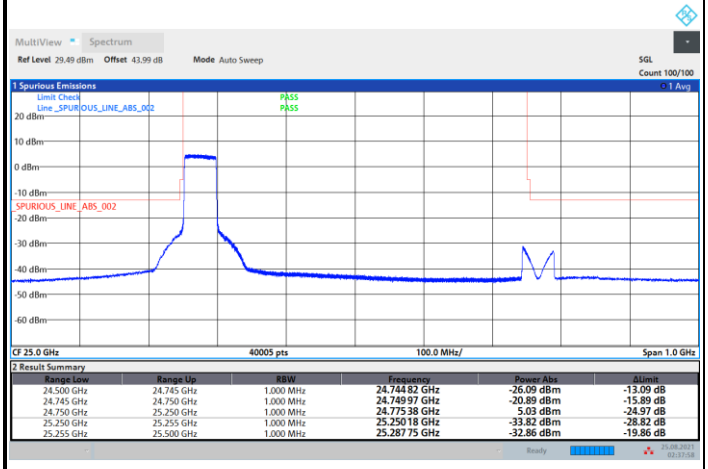	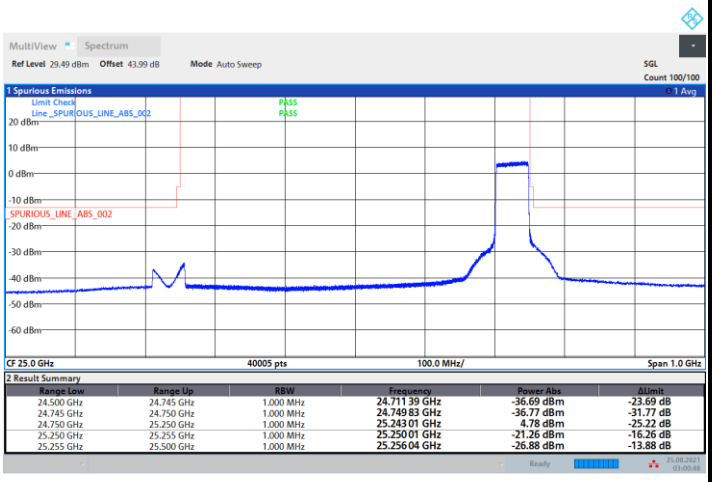

Spurious Emission

Spurious emission between 18GHz to 40GHz worst case plot is reported as following.

DFT-s-OFDM Module A

NR Band n258B QPSK (18-40GHz)	
Lowest Channel / 50MHz	
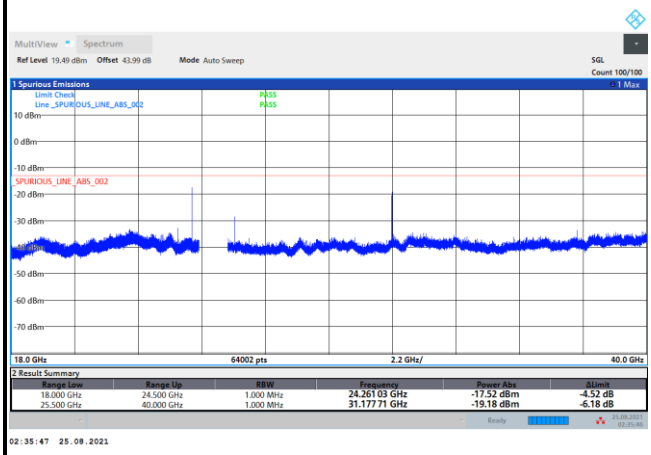	**intentionally blank**
Middle Channel / 50MHz	
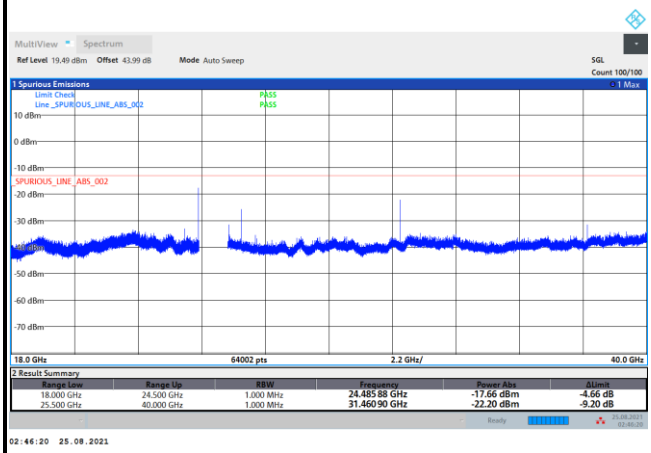	**intentionally blank**
Highest Channel / 50MHz	
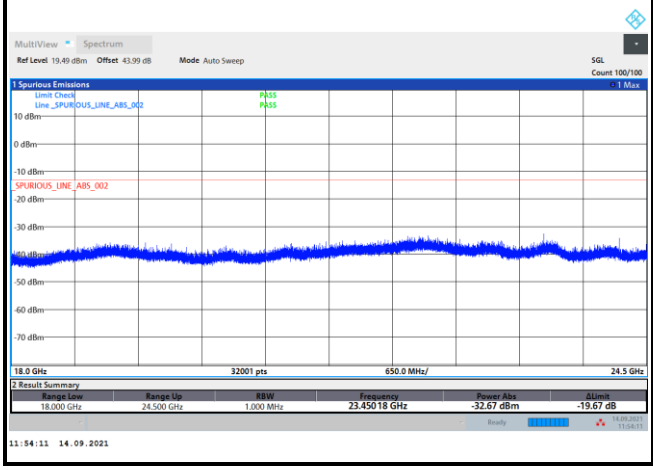	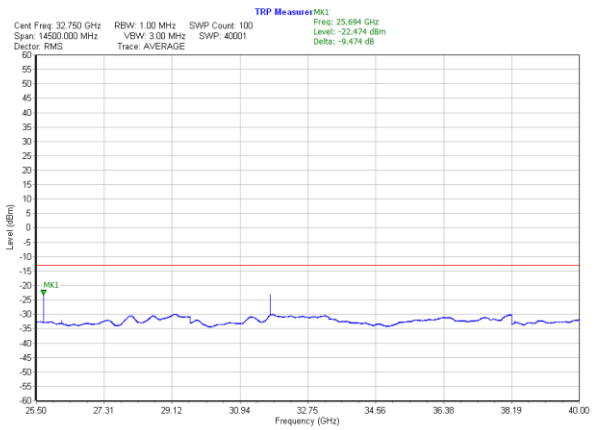

Remark: In band and out of band frequencies that has reported in previous results are omitted.

CP-OFDM Module A

NR Band n258B QPSK (18-40GHz)	
Lowest Channel / 50MHz	
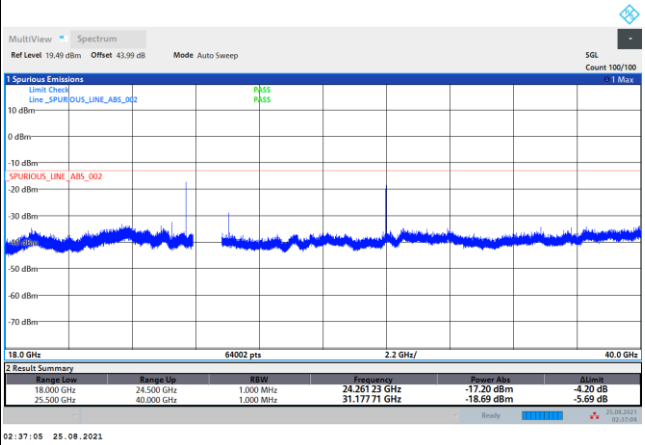	intentionally blank
Middle Channel / 50MHz	
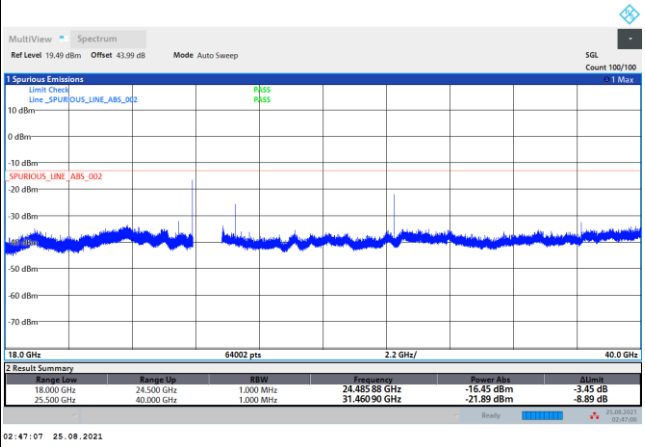	intentionally blank
Highest Channel / 50MHz	
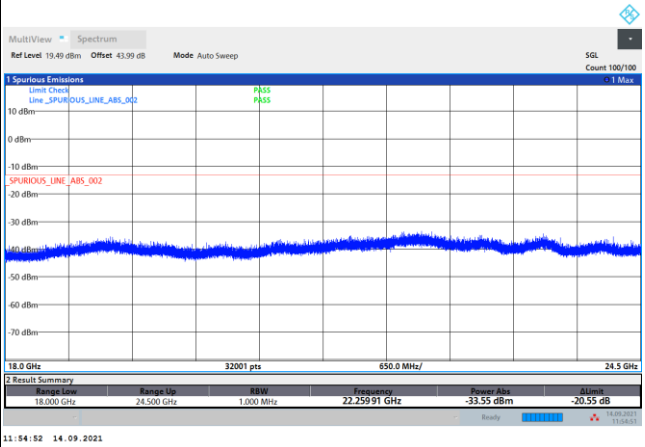	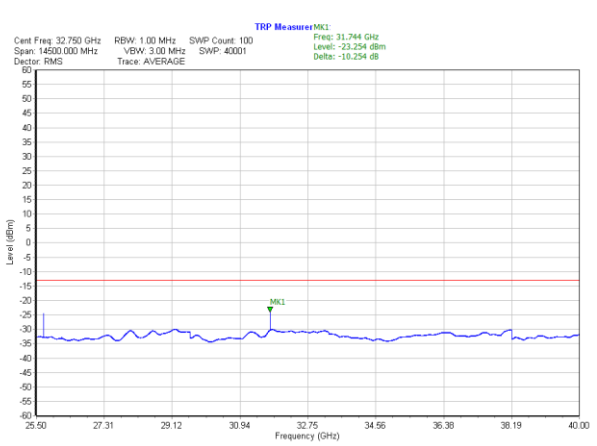

Remark: In band and out of band frequencies that has reported in previous results are omitted.

NR Band n258B Module A Beam H+V

Occupied Bandwidth

Mode	DFT-s-OFDM Module A NR Band n258B : 99%OBW(MHz)		
BW	50MHz		
Mod.	QPSK	16QAM	64QAM
Lowest CH	45.95	46.33	46.23
Middle CH	45.96	46.35	46.26
Highest CH	45.96	46.37	46.29

Mode	CP-OFDM Module A NR Band n258B : 99%OBW(MHz)
BW	50MHz
Mod.	QPSK
Lowest CH	46.29
Middle CH	46.03
Highest CH	46.06

DFT-s-OFDM Module A

NR Band n258B

Lowest Channel / 50MHz / QPSK

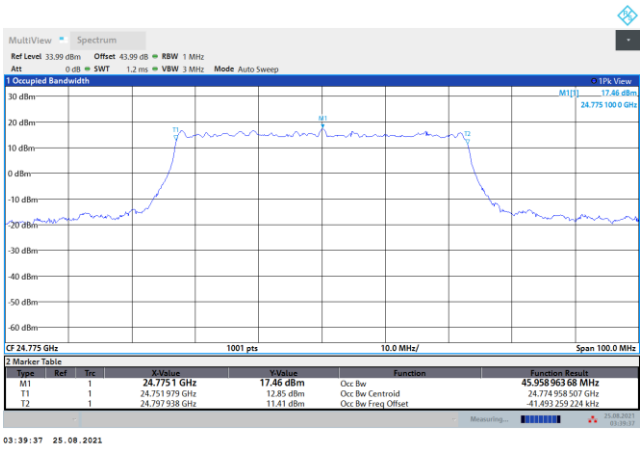

Lowest Channel / 50MHz / 16QAM

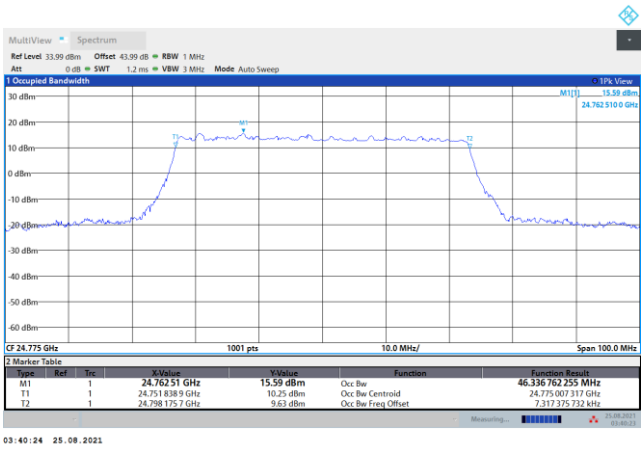

Middle Channel / 50MHz / QPSK

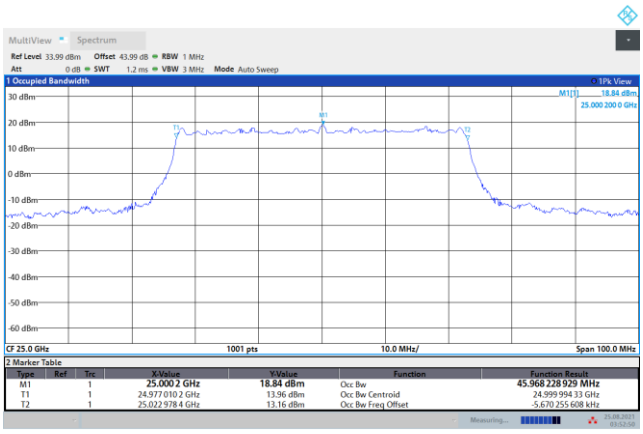

Middle Channel / 50MHz / 16QAM

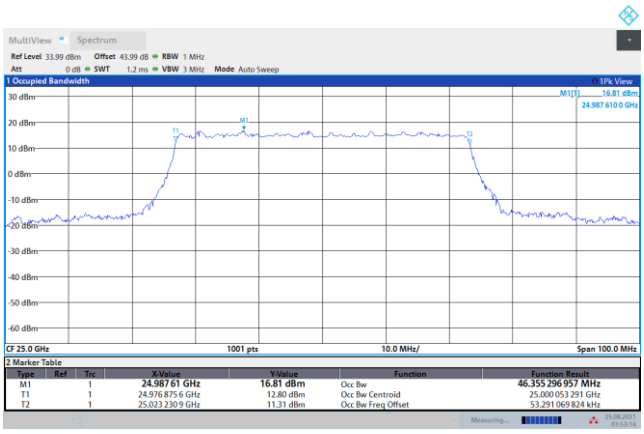

Highest Channel / 50MHz / QPSK

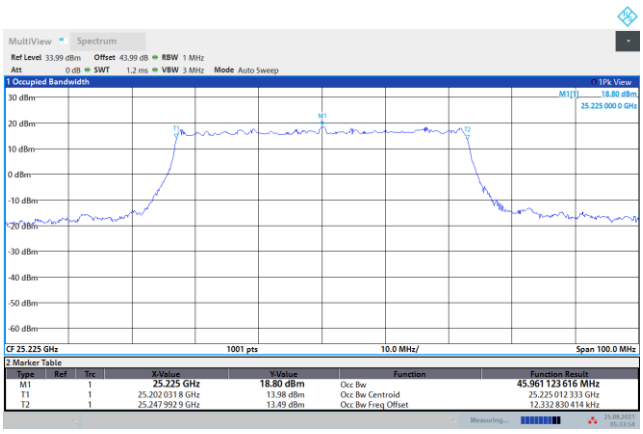

Highest Channel / 50MHz / 16QAM

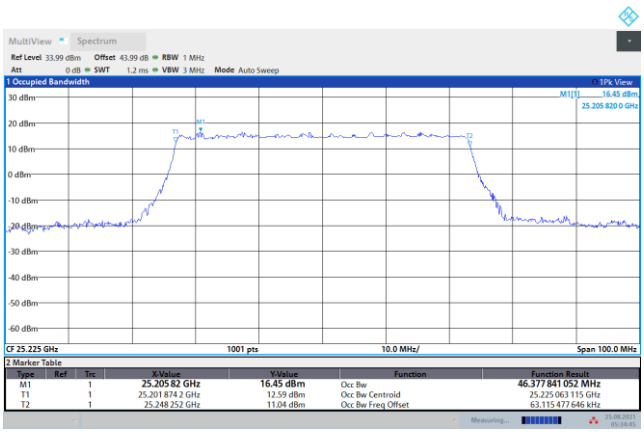

DFT-s-OFDM Module A

NR Band n258B	
Lowest Channel / 50MHz / 64QAM	
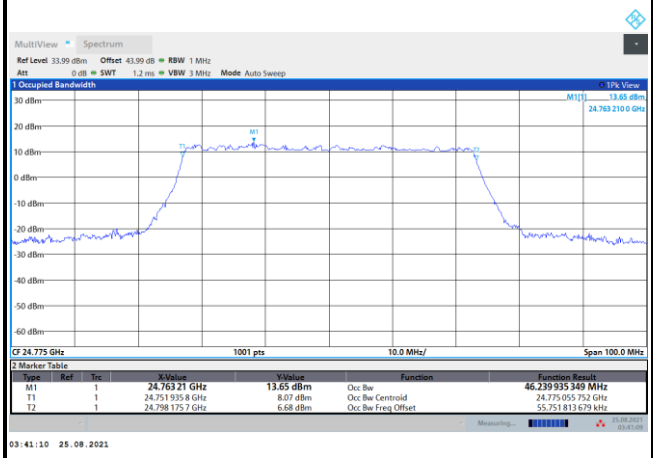	intentionally blank
Middle Channel / 50MHz / 64QAM	
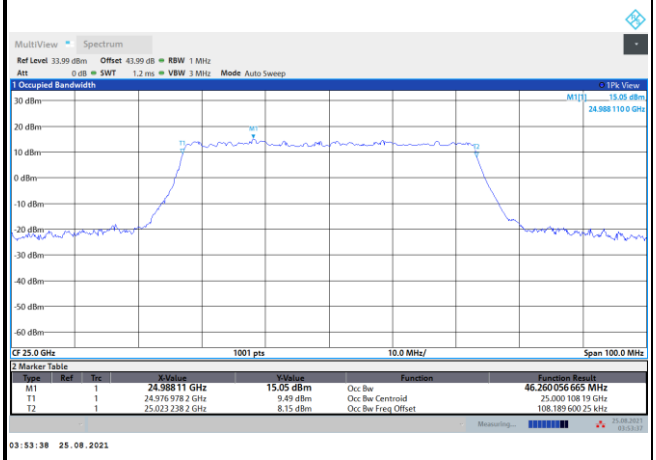	intentionally blank
Highest Channel / 50MHz / 64QAM	
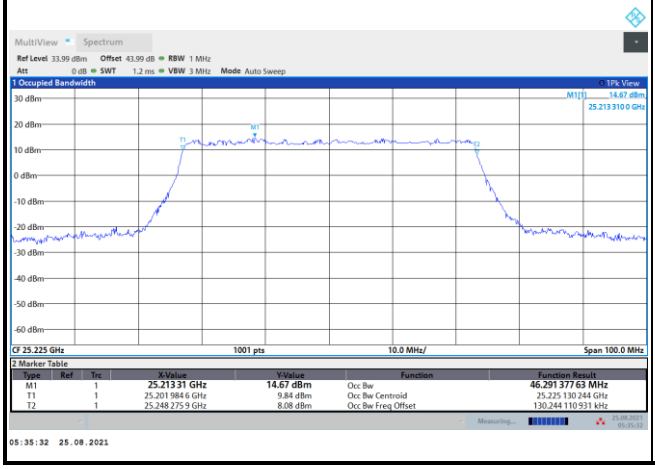	intentionally blank

CP-OFDM Module A

NR Band n258B	
Lowest Channel / 50MHz / QPSK	
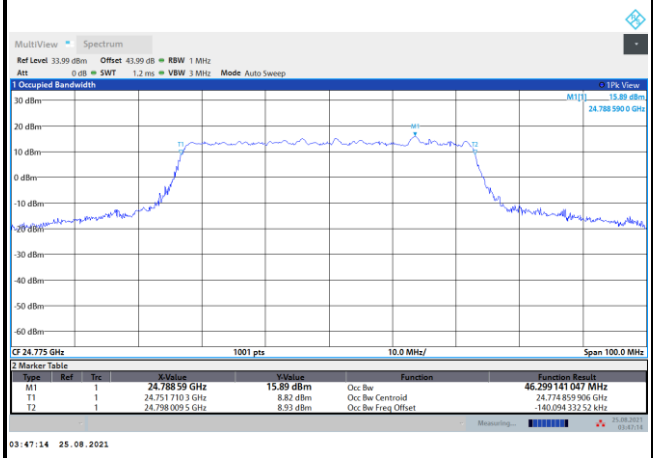	**intentionally blank**
Middle Channel / 50MHz / QPSK	
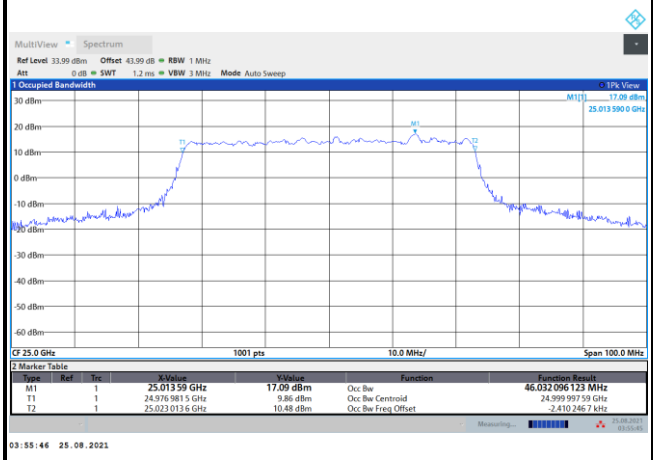	**intentionally blank**
Highest Channel / 50MHz / QPSK	
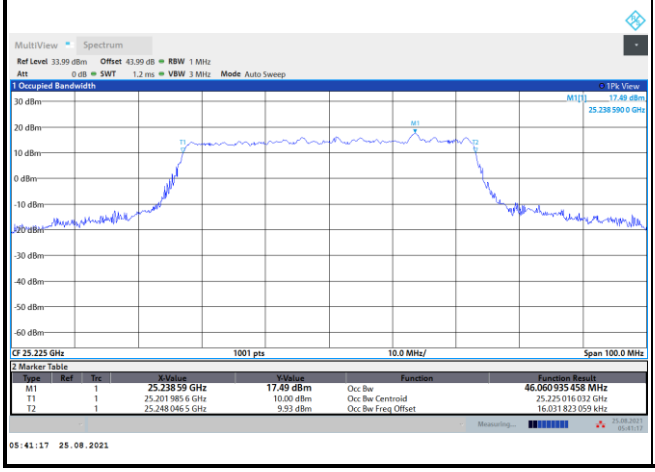	**intentionally blank**

Radiated Out of Band Emissions

Mode			DFT-s-OFDM Module A NR Band n258B : BE (dBm) 1 RB		
BW			50MHz		
Limit (dBm)			QPSK	16QAM	64QAM
Low CH	0~10%OB	≦-5	-8.06	-9.26	-12.32
	>10%OB	≦-13	-37.12	-38.34	-39.31
HighCH	0~10%OB	≦-5	-7.08	-7.96	-10.60
	>10%OB	≦-13	-35.64	-36.52	-38.01
Result			Compliance		

Mode			CP-OFDM Module A NR Band n258B : BE (dBm) 1 RB
BW			50MHz
Limit (dBm)			QPSK
Low CH	0~10%OB	≦-5	-8.82
	>10%OB	≦-13	-38.07
High CH	0~10%OB	≦-5	-7.91
	>10%OB	≦-13	-37.38
Result			Compliance

Mode			DFT-s-OFDM Module A NR Band n258B : BE (dBm) Full RB		
BW			50MHz		
Limit (dBm)			QPSK	16QAM	64QAM
Low CH	0~10%OB	≦-5	-17.54	-20.93	-22.69
	>10%OB	≦-13	-24.59	-26.91	-30.69
HighCH	0~10%OB	≦-5	-17.47	-18.46	-19.02
	>10%OB	≦-13	-22.52	-25.49	-29.82
Result			Compliance		

Mode			CP-OFDM Module A NR Band n258B : BE (dBm) Full RB
BW			50MHz
Limit (dBm)			QPSK
Low CH	0~10%OB	≦-5	-20.25
	>10%OB	≦-13	-24.65
High CH	0~10%OB	≦-5	-18.60
	>10%OB	≦-13	-23.42
Result			Compliance

DFT-s-OFDM Module A

NR Band n258B / 50MHz / QPSK

Lowest Band Edge / 1 RB

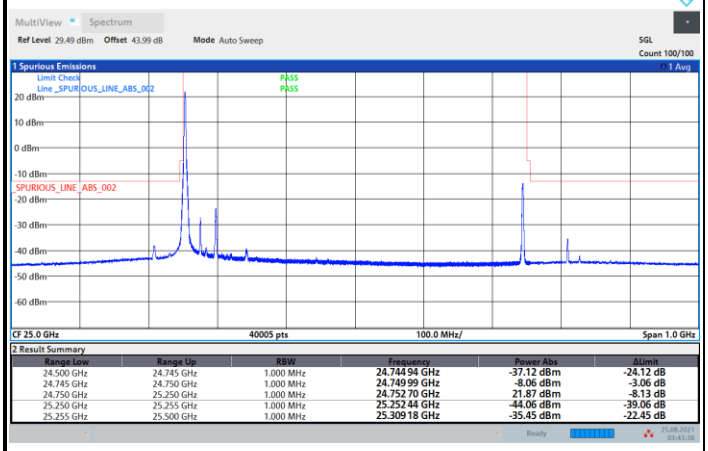

Highest Band Edge / 1 RB

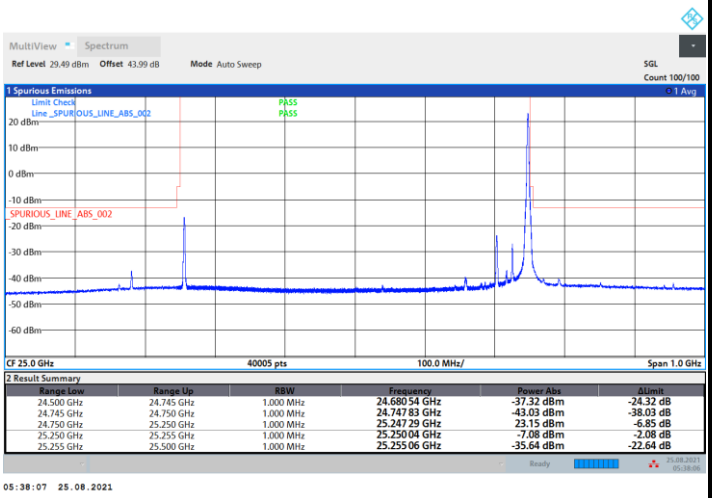

NR Band n258B / 50MHz / 16QAM

Lowest Band Edge / 1 RB

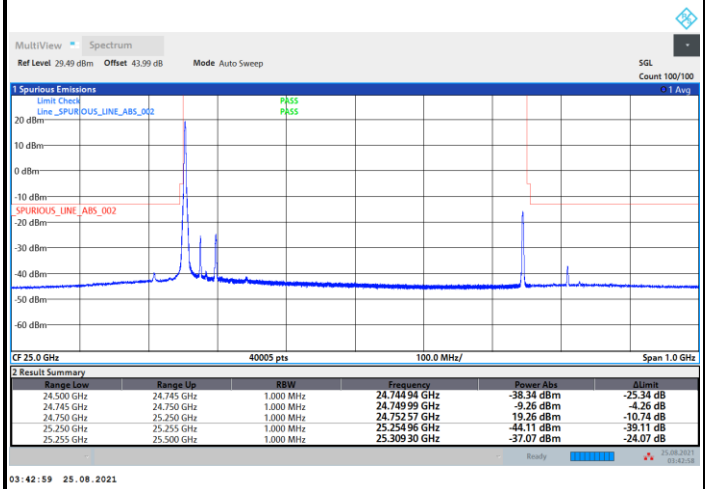

Highest Band Edge / 1 RB

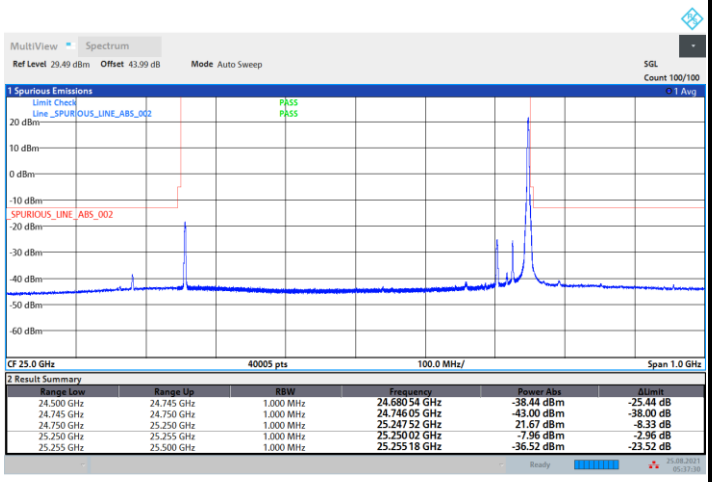

DFT-s-OFDM Module A

NR Band n258B / 50MHz / 64QAM	
Lowest Band Edge / 1 RB	**Highest Band Edge / 1 RB**
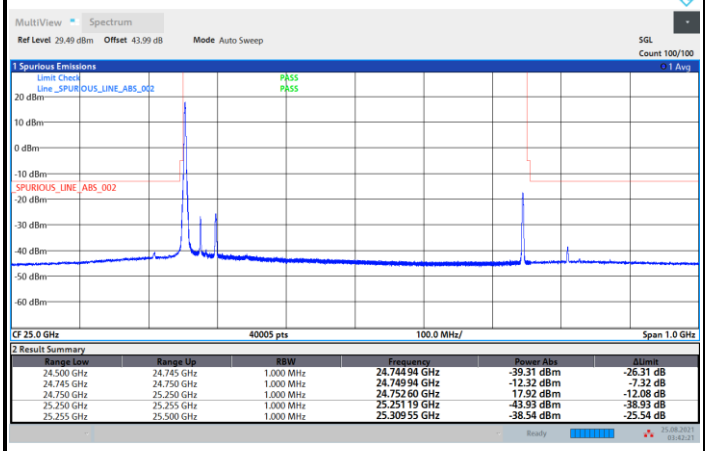	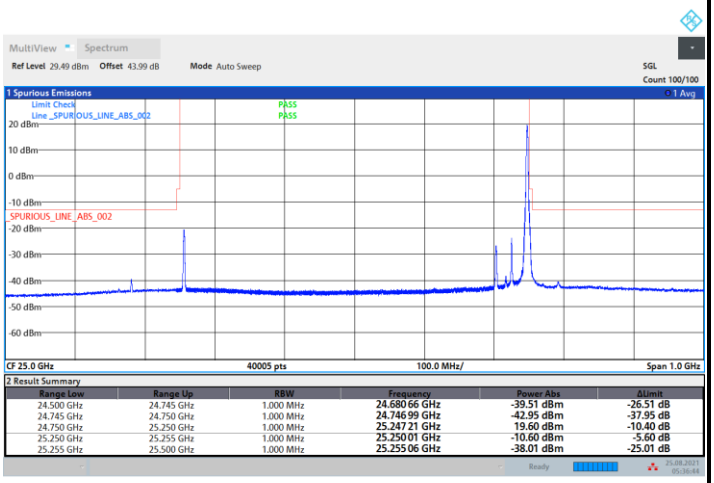

CP-OFDM Module A

NR Band n258B / 50MHz / QPSK	
Lowest Band Edge / 1 RB	**Highest Band Edge / 1 RB**
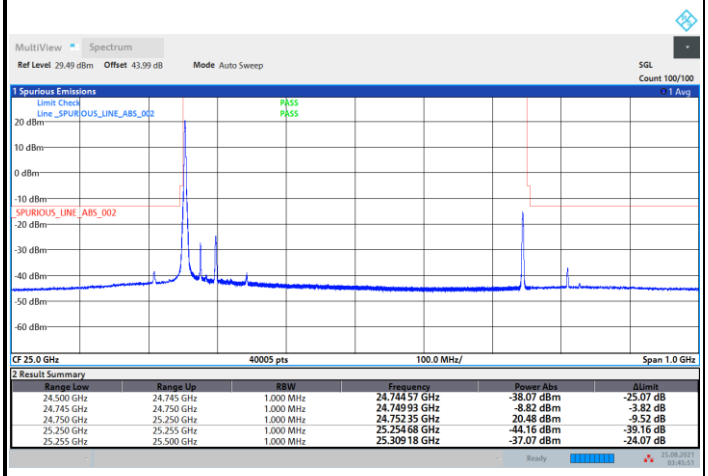	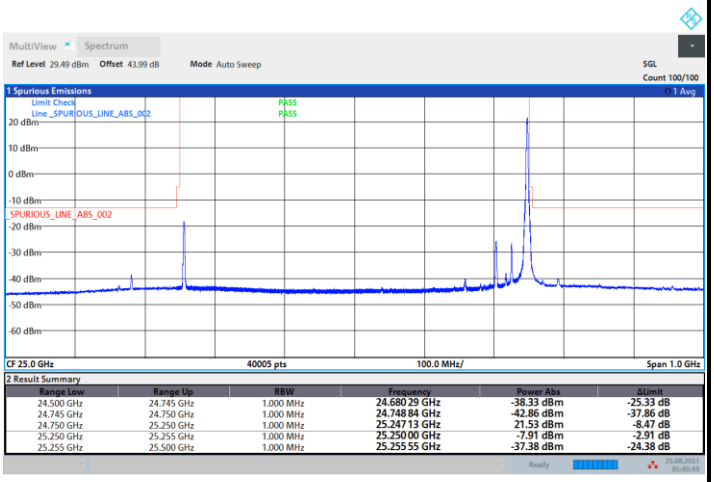

DFT-s-OFDM Module A

NR Band n258B / 50MHz / QPSK

Lowest Band Edge / Full RB

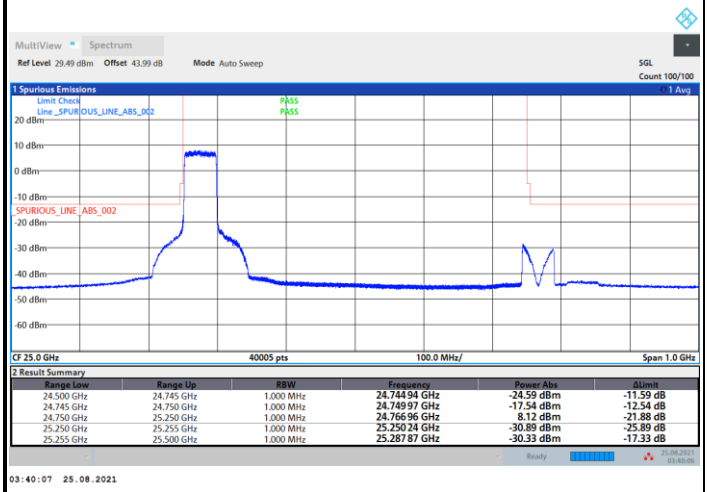

Highest Band Edge / Full RB

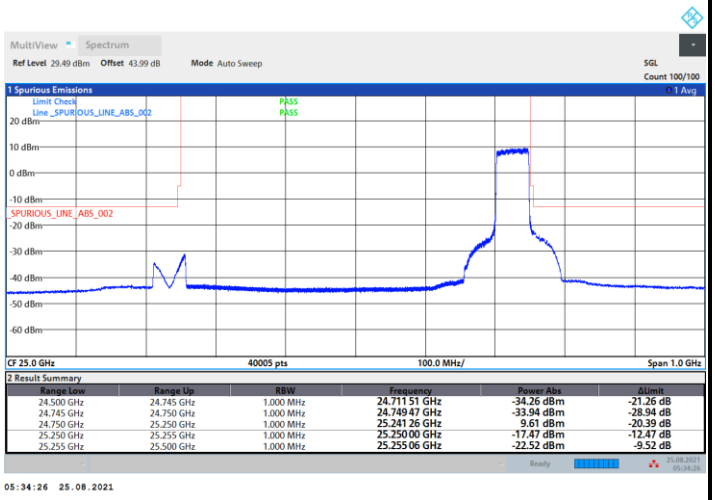

NR Band n258B / 50MHz / 16QAM

Lowest Band Edge / Full RB

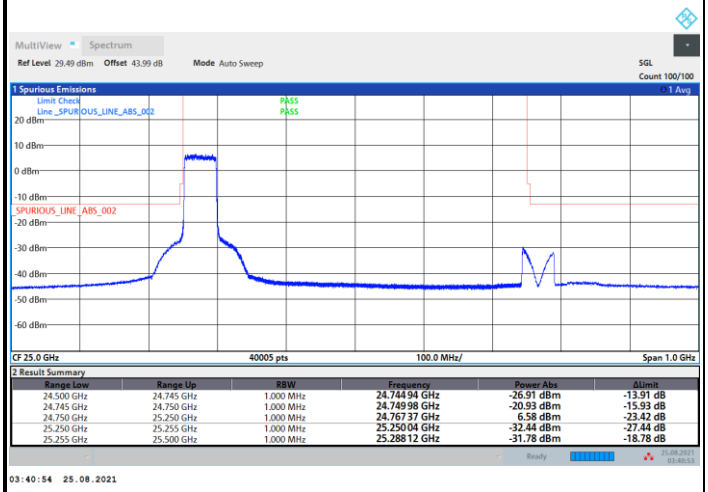

Highest Band Edge / Full RB

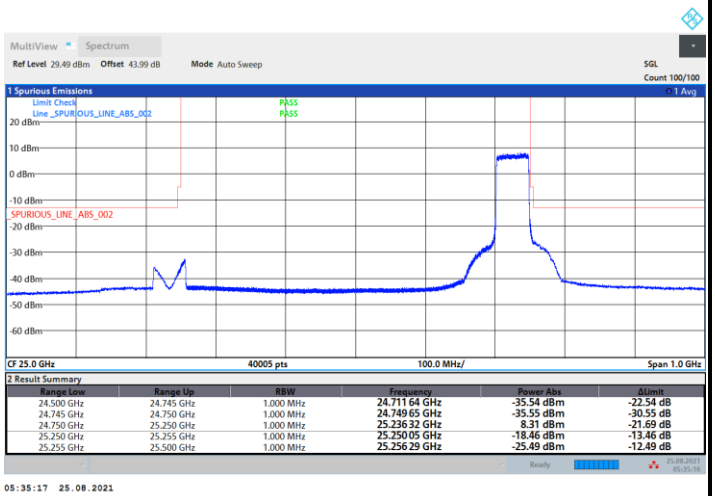

DFT-s-OFDM Module A

NR Band n258B / 50MHz / 64QAM	
Lowest Band Edge / Full RB	**Highest Band Edge / Full RB**
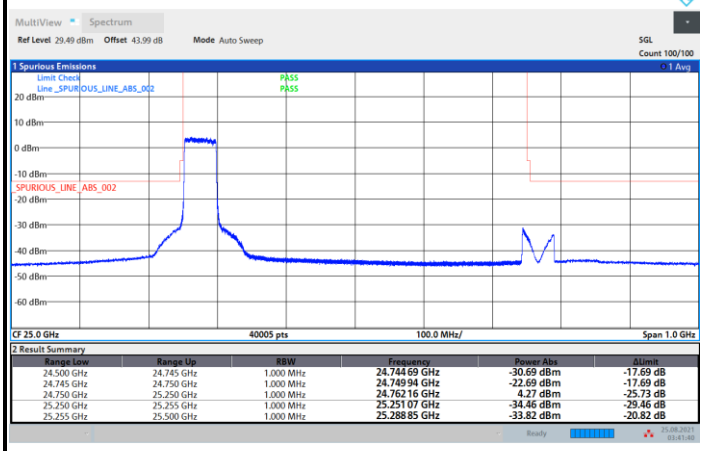	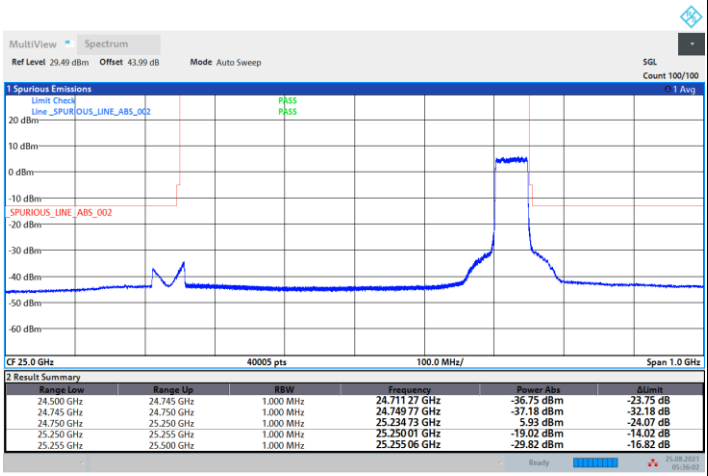

CP-OFDM Module A

NR Band n258B / 50MHz / QPSK	
Lowest Band Edge / Full RB	**Highest Band Edge / Full RB**
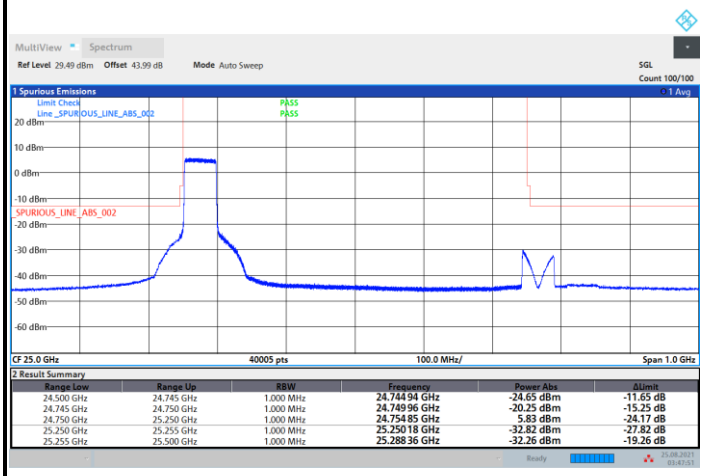	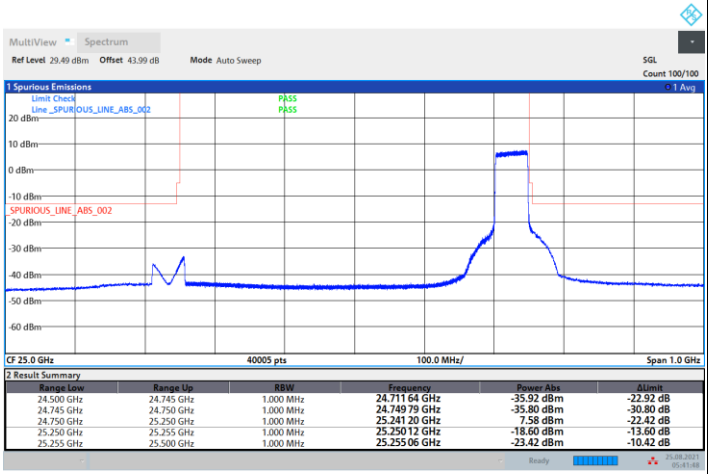

Spurious Emission

There is no significant spurious emission signal found for frequency started from 30MHz up to 18GHz.

NR Band n258B (30MHz-1GHz)

Horizontal

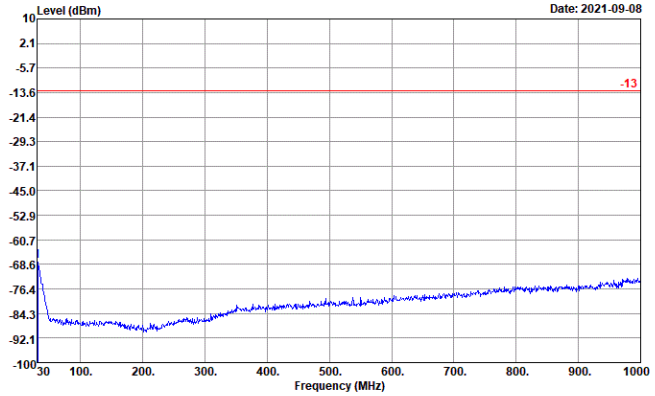

Site : 03CH19-HY
Condition : -13 ERP EIRP_20210305 HORIZONTAL

: n258b

	Freq	Level	Over Limit	Limit Line	Read Level	LISN Factor	Cable Loss	Preamp Factor	A/Pos	T/Pos	Remark
	MHz	dBm	dB	dBm	dBm	dB	dB	dB	cm	deg	
1	30.94	-67.53	-54.53	-13.00	-78.44	46.64	0.00	35.73	---	---	Peak

Vertical

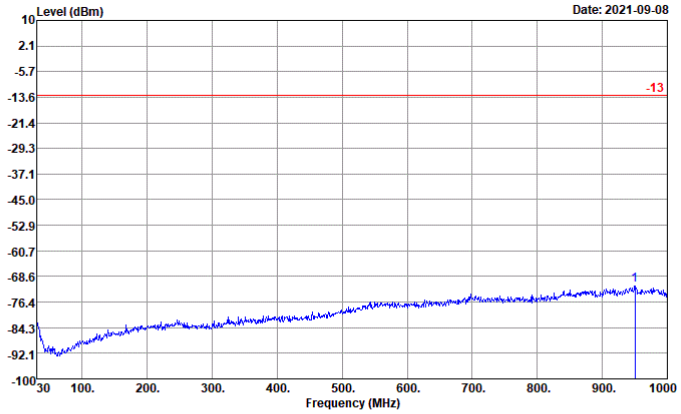

Site : 03CH19-HY
Condition : -13 ERP EIRP_20210305 VERTICAL

: n258b

	Freq	Level	Over Limit	Limit Line	Read Level	LISN Factor	Cable Loss	Preamp Factor	A/Pos	T/Pos	Remark
	MHz	dBm	dB	dBm	dBm	dB	dB	dB	cm	deg	
1	950.20	-71.22	-58.22	-13.00	-81.01	42.96	0.00	33.17	---	---	Peak

NR Band n258B (1GHz-18GHz)

Horizontal

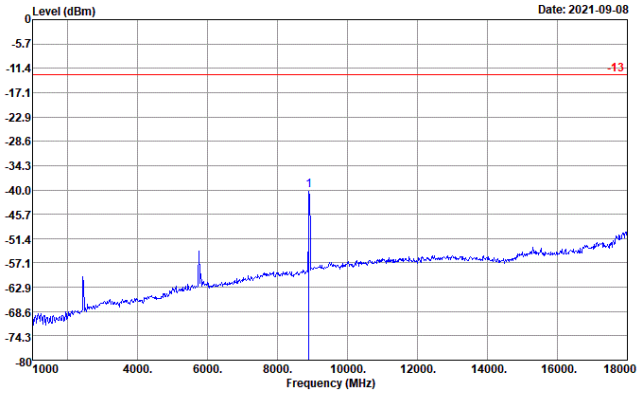

Site : 03CH19-HY
Condition : -13 ERP EIRP_20210305 HORIZONTAL

: n258b

	Freq	Level	Over Limit	Limit Line	Read Level	LISN Factor	Cable Loss	Preamp Factor	A/Pos	T/Pos	Remark
	MHz	dBm	dB	dBm	dBm	dB	dB	dB	cm	deg	
1	8905.00	-40.21	-27.21	-13.00	-65.85	66.46	0.00	40.82	---	---	Peak

Vertical

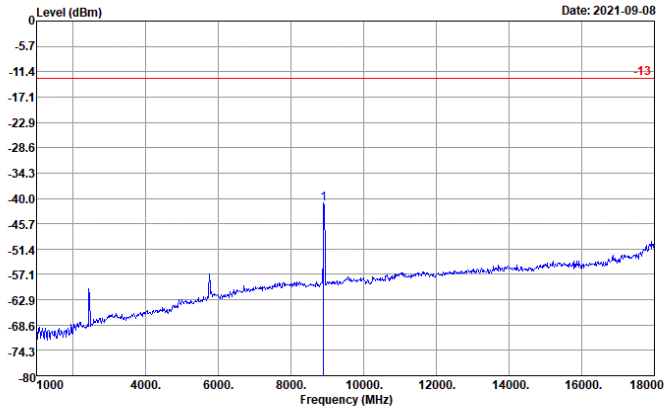

Site : 03CH19-HY
Condition : -13 ERP EIRP_20210305 VERTICAL

: n258b

	Freq	Level	Over Limit	Limit Line	Read Level	LISN Factor	Cable Loss	Preamp Factor	A/Pos	T/Pos	Remark
	MHz	dBm	dB	dBm	dBm	dB	dB	dB	cm	deg	
1	8905.00	-41.32	-28.32	-13.00	-66.42	65.92	0.00	40.82	---	---	Peak