Spurious emission between 18GHz to 40GHz worst case plot is reported as following.

DFT-s-OFDM Module A

NR Band n258B QPSK (18-40GHz)	
Lowest Channel / 50MHz	
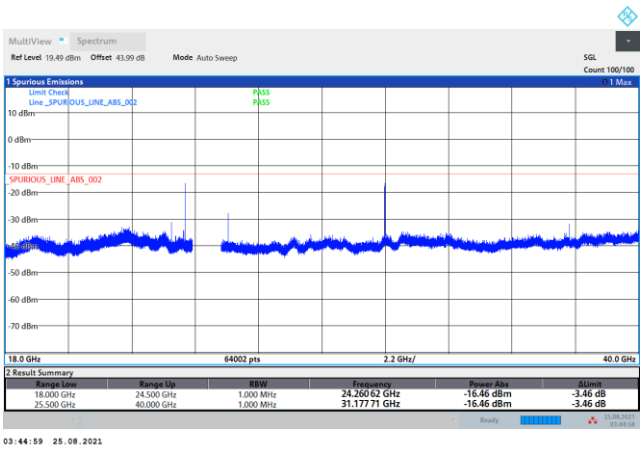	**intentionally blank**
Middle Channel / 50MHz	
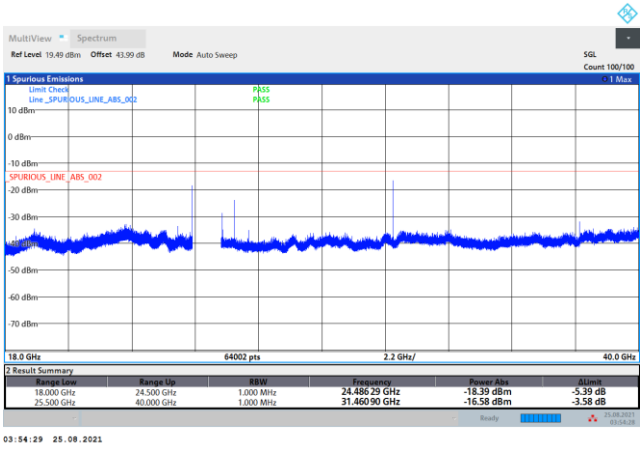	**intentionally blank**
Highest Channel / 50MHz	
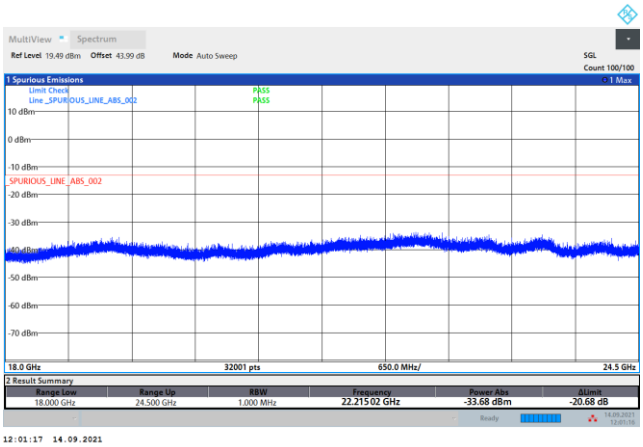	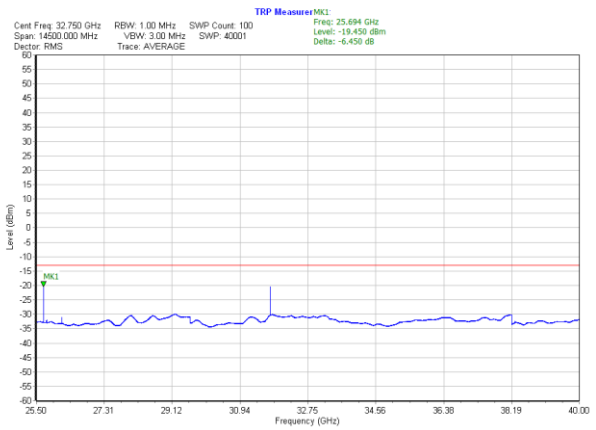

Remark: In band and out of band frequencies that has reported in previous results are omitted.

CP-OFDM Module A

NR Band n258B QPSK (18-40GHz)	
Lowest Channel / 50MHz	
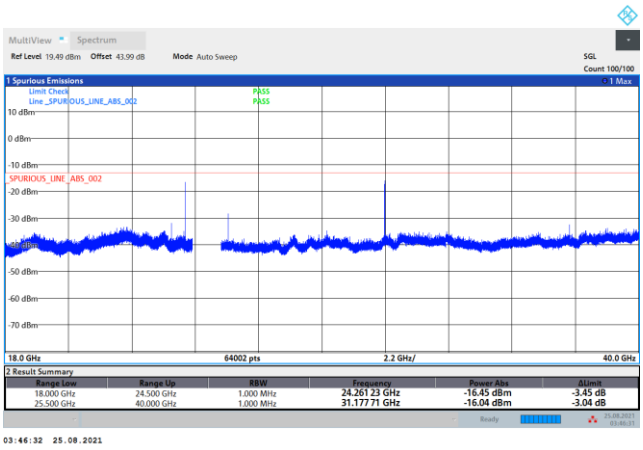	**intentionally blank**
Middle Channel / 50MHz	
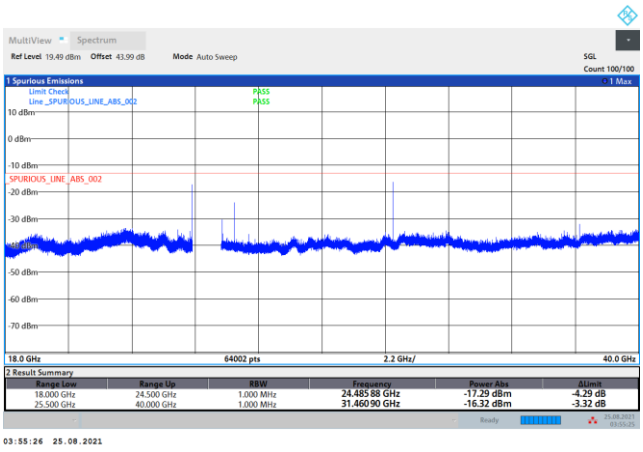	**intentionally blank**
Highest Channel / 50MHz	
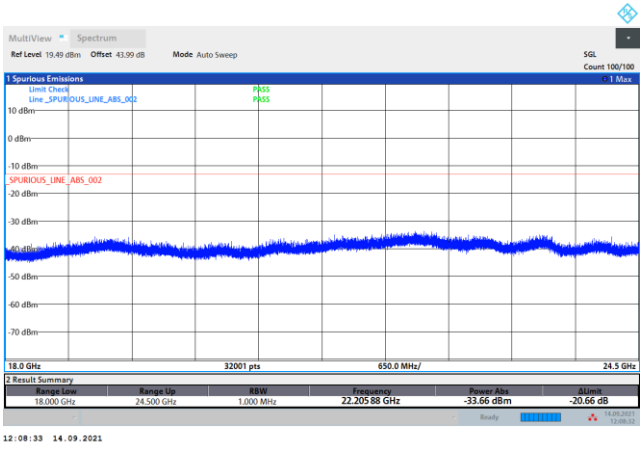	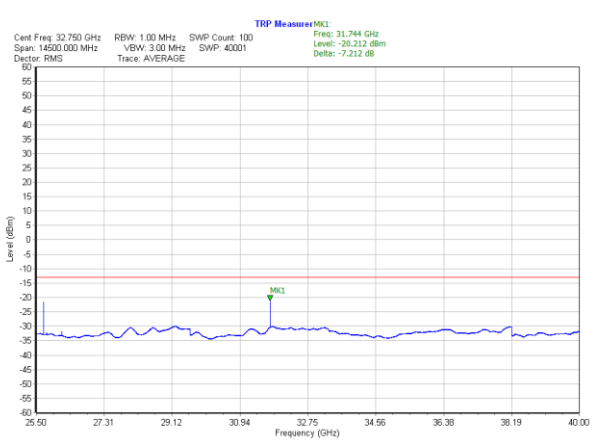

Remark: In band and out of band frequencies that has reported in previous results are omitted.

There is no significant spurious emission signal found for frequency started from 40GHz up to 100GHz.

NR Band n258B
(40GHz-60GHz)

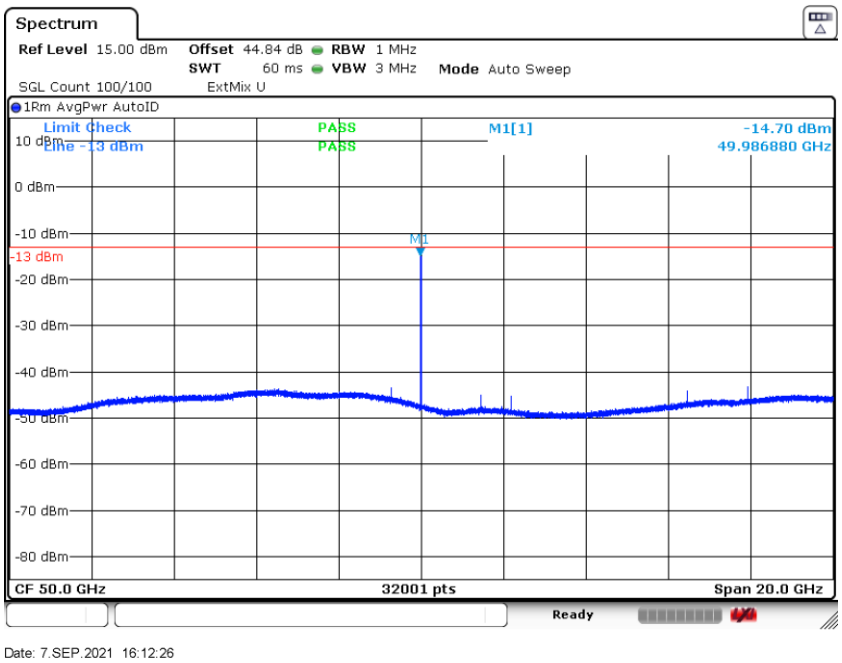

Note: Offset = Antenna Factor (dB/m) + Cable Loss (dB) + 107 + 20log (D) – 104.8

= 42.3 + 0.34 + 107 + 20log(1) – 104.8 = 44.84 (dB)

NR Band n258B
(60GHz-90GHz)

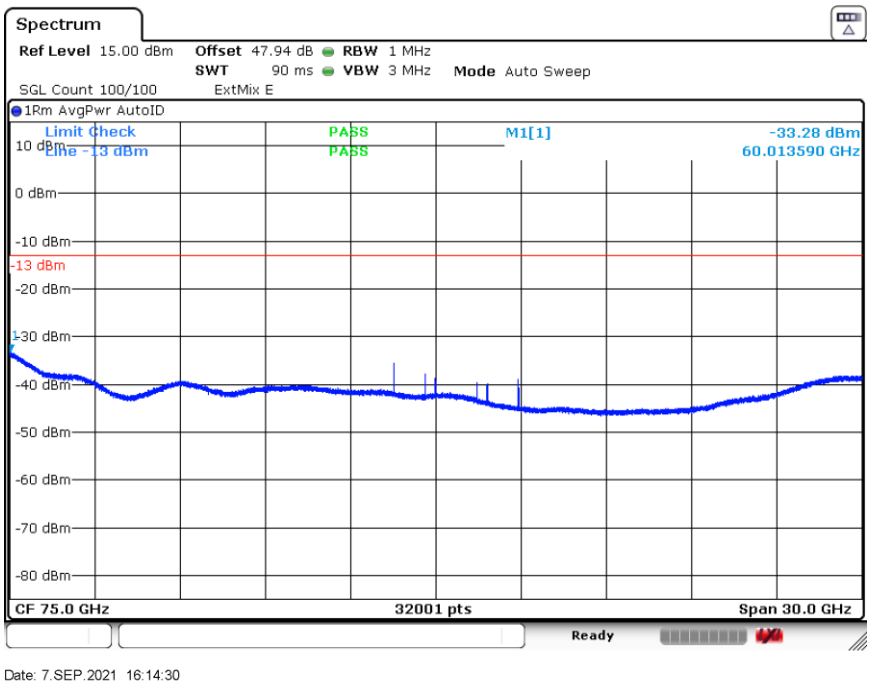

Note: Offset = Antenna Factor (dB/m) + Cable Loss (dB) + 107 + 20log (D) – 104.8

= 45.4 + 0.34 + 107 + 20log(1) – 104.8 = 47.94 (dB)

NR Band n258B
(90GHz-100GHz)

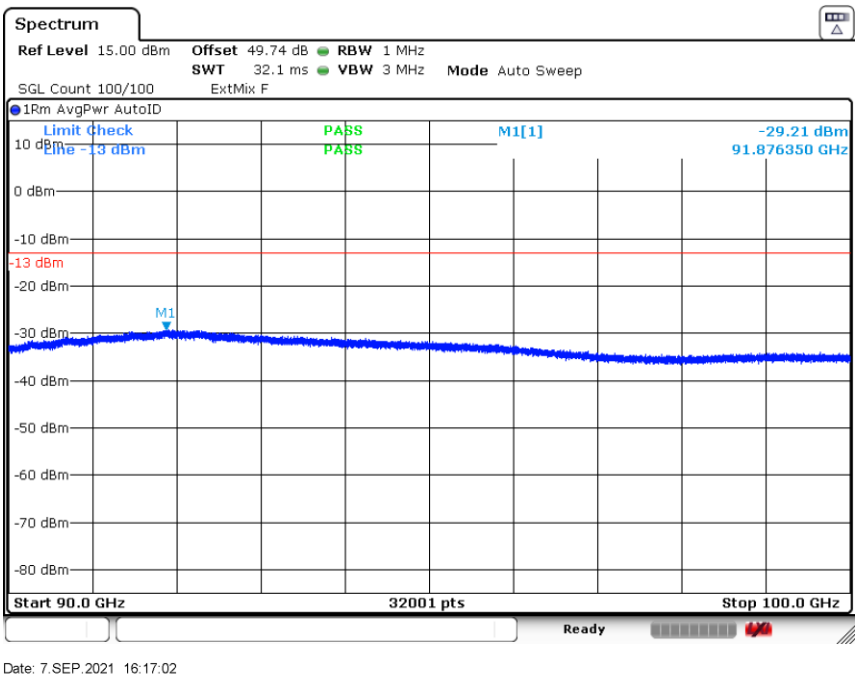

Note: Offset = Antenna Factor (dB/m) + Cable Loss (dB) + 107 + 20log (D) – 104.8

= 47.2 + 0.34 + 107 + 20log(1) – 104.8 = 49.74 (dB)

Frequency Stability

Test Conditions		NR Band n258B / Middle Channel			Limit
Temperature (°C)	Voltage (Volt)	CW tone			Note 2.
		Frequency (GHz)	Deviation (kHz)	Deviation (ppm)	Result
50	Normal Voltage	25.001033	-0.300	0.012	Pass
40	Normal Voltage	25.001033	-0.300	0.012	
30	Normal Voltage	25.001033	-0.300	0.012	
20(Ref.)	Normal Voltage	25.0010327	0.000	0.000	
10	Normal Voltage	25.001033	-0.300	0.012	
0	Normal Voltage	25.001033	-0.300	0.012	
-10	Normal Voltage	25.001033	-0.300	0.012	
-20	Normal Voltage	25.001033	-0.300	0.012	
-30	Normal Voltage	25.001033	-0.300	0.012	
20	Maximum Voltage	25.0010327	0.000	0.000	
20	Normal Voltage	25.0010327	0.000	0.000	
20	Battery End Point	25.0010327	0.000	0.000	

Note:

1. Normal Voltage =3.85 V.；Battery End Point (BEP) =3.60 V.；Maximum Voltage =4.45 V.
2. The frequency fundamental emissions stay within the authorized frequency block.

NR Band n258B Module B Beam H

Occupied Bandwidth

Mode	DFT-s-OFDM Module B NR Band n258B : 99%OBW(MHz)		
BW	50MHz		
Mod.	QPSK	16QAM	64QAM
Lowest CH	45.93	46.29	46.10
Middle CH	45.99	46.34	46.09
Highest CH	46.06	46.44	46.13

Mode	CP-OFDM Module B NR Band n258B : 99%OBW(MHz)
BW	50MHz
Mod.	QPSK
Lowest CH	46.26
Middle CH	46.28
Highest CH	46.36

DFT-s-OFDM Module B

NR Band n258B

Lowest Channel / 50MHz / QPSK

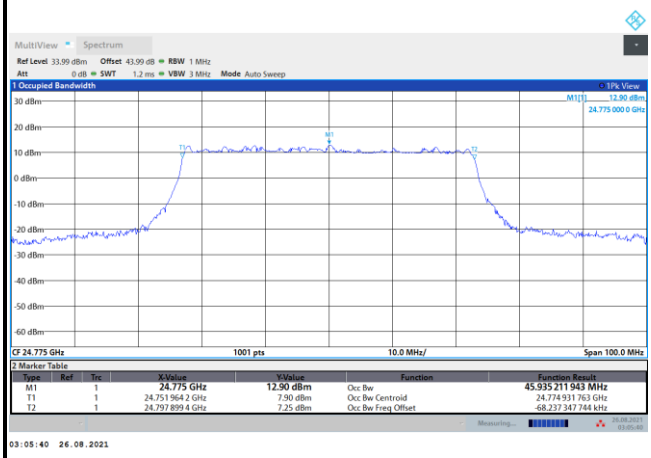

Lowest Channel / 50MHz / 16QAM

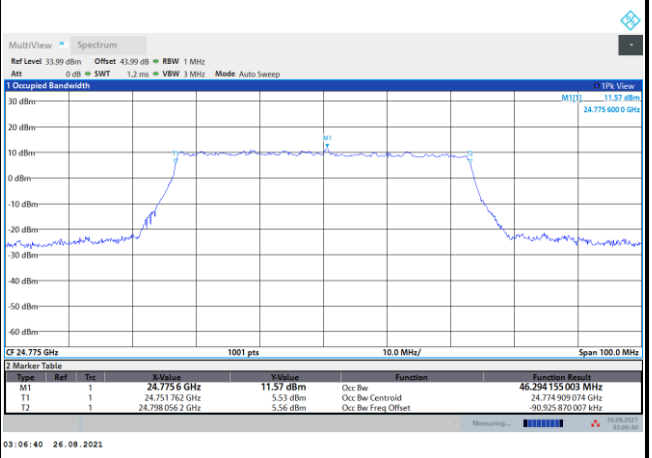

Middle Channel / 50MHz / QPSK

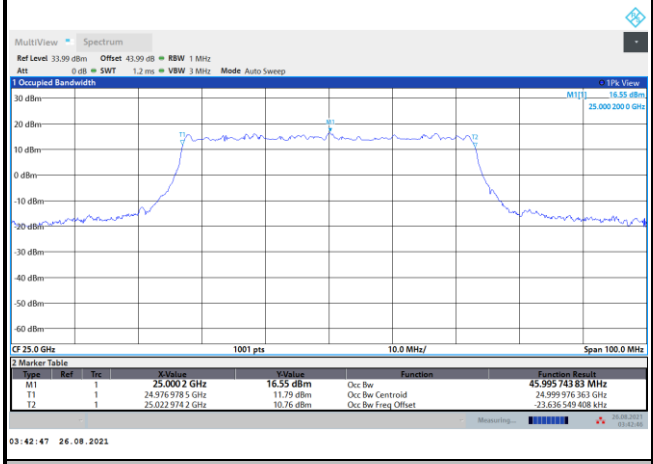

Middle Channel / 50MHz / 16QAM

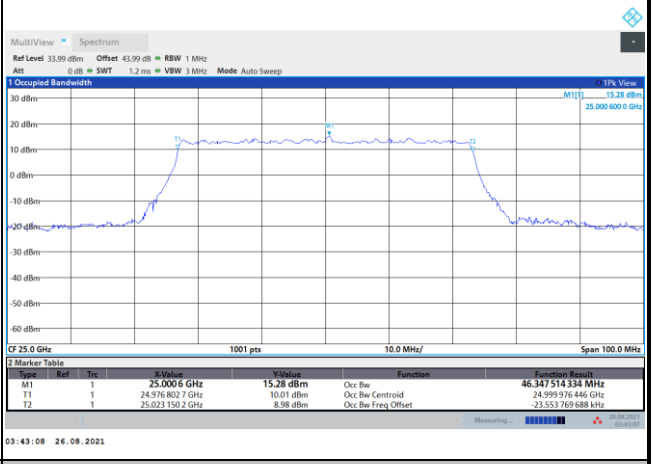

Highest Channel / 50MHz / QPSK

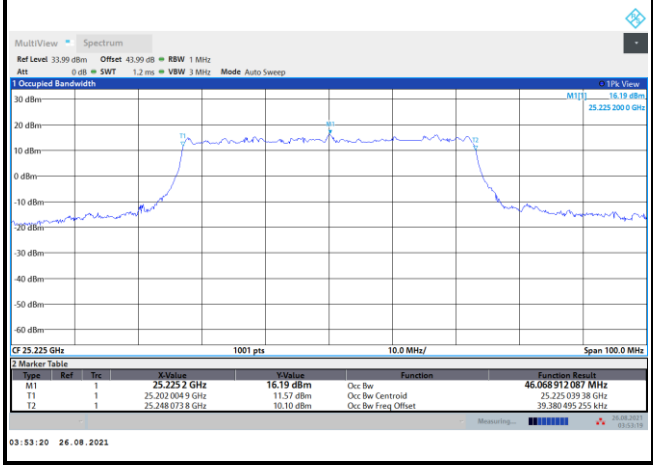

Highest Channel / 50MHz / 16QAM

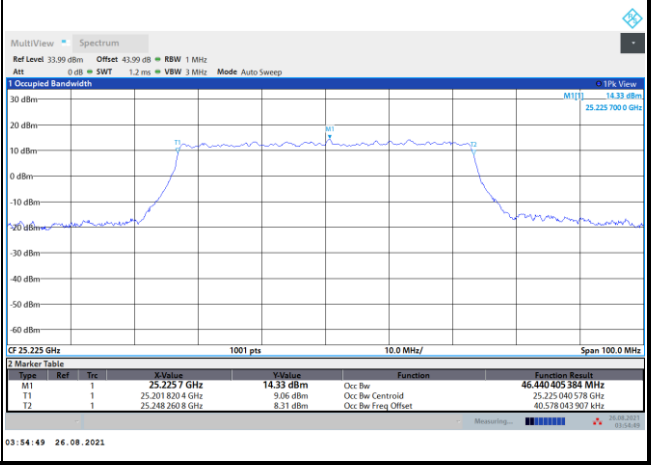

DFT-s-OFDM Module B

NR Band n258B	
Lowest Channel / 50MHz / 64QAM	
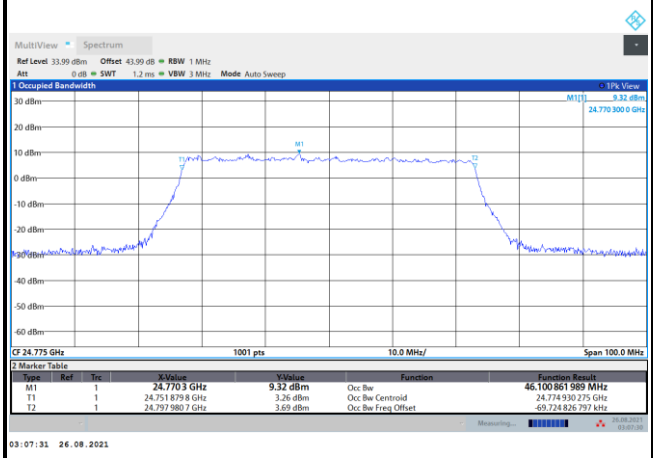	**intentionally blank**
Middle Channel / 50MHz / 64QAM	
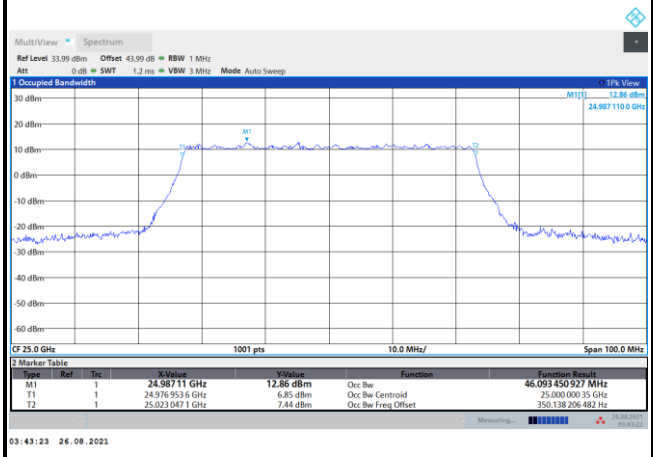	**intentionally blank**
Highest Channel / 50MHz / 64QAM	
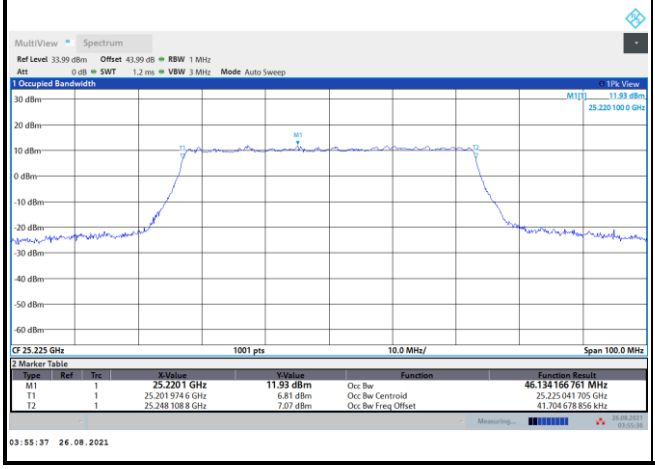	**intentionally blank**

CP-OFDM Module B

NR Band n258B	
Lowest Channel / 50MHz / QPSK	
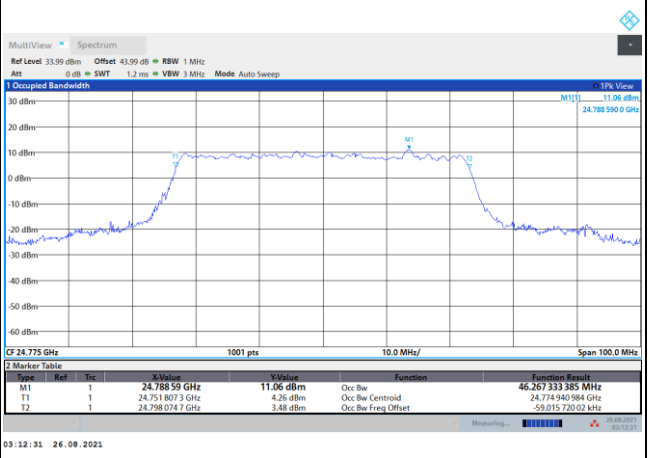	**intentionally blank**
Middle Channel / 50MHz / QPSK	
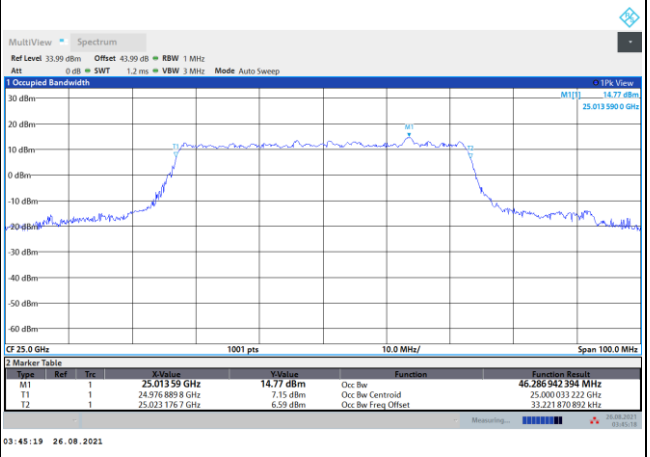	**intentionally blank**
Highest Channel / 50MHz / QPSK	
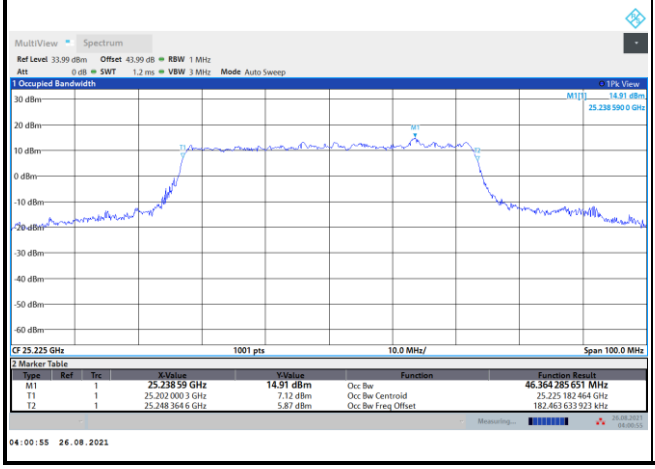	**intentionally blank**

Radiated Out of Band Emissions

Mode			DFT-s-OFDM Module B NR Band n258B : BE (dBm) 1 RB		
BW			50MHz		
Limit (dBm)			QPSK	16QAM	64QAM
Low CH	0~10%OB	≦-5	-12.53	-11.60	-15.62
	>10%OB	≦-13	-39.01	-39.14	-39.75
HighCH	0~10%OB	≦-5	-9.85	-10.02	-12.74
	>10%OB	≦-13	-37.07	-36.98	-37.38
Result			Compliance		

Mode			CP-OFDM Module B NR Band n258B : BE (dBm) 1 RB
BW			50MHz
Limit (dBm)			QPSK
Low CH	0~10%OB	≦-5	-14.93
	>10%OB	≦-13	-39.56
High CH	0~10%OB	≦-5	-10.48
	>10%OB	≦-13	-38.05
Result			Compliance

Mode			DFT-s-OFDM Module B NR Band n258B : BE (dBm) Full RB		
BW			50MHz		
Limit (dBm)			QPSK	16QAM	64QAM
Low CH	0~10%OB	≦-5	-21.74	-22.81	-25.34
	>10%OB	≦-13	-29.58	-32.17	-35.65
HighCH	0~10%OB	≦-5	-16.81	-19.60	-21.95
	>10%OB	≦-13	-20.95	-24.76	-29.44
Result			Compliance		

Mode			CP-OFDM Module B NR Band n258B : BE (dBm) Full RB
BW			50MHz
Limit (dBm)			QPSK
Low CH	0~10%OB	≦-5	-23.50
	>10%OB	≦-13	-30.16
High CH	0~10%OB	≦-5	-19.22
	>10%OB	≦-13	-22.03
Result			Compliance

DFT-s-OFDM Module B

NR Band n258B / 50MHz / QPSK

Lowest Band Edge / 1 RB

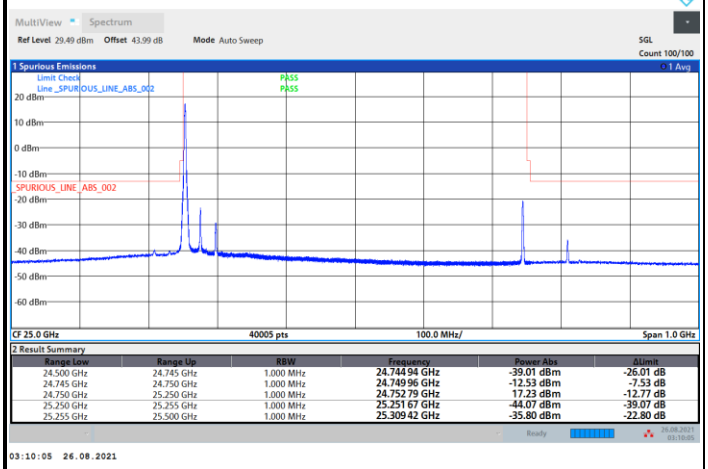

Highest Band Edge / 1 RB

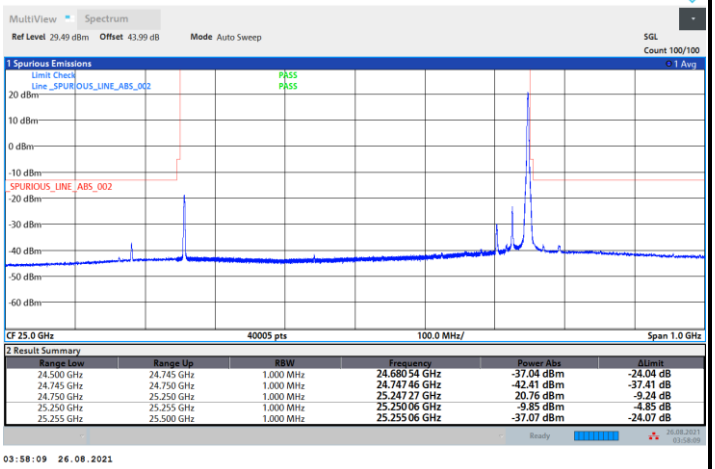

NR Band n258B / 50MHz / 16QAM

Lowest Band Edge / 1 RB

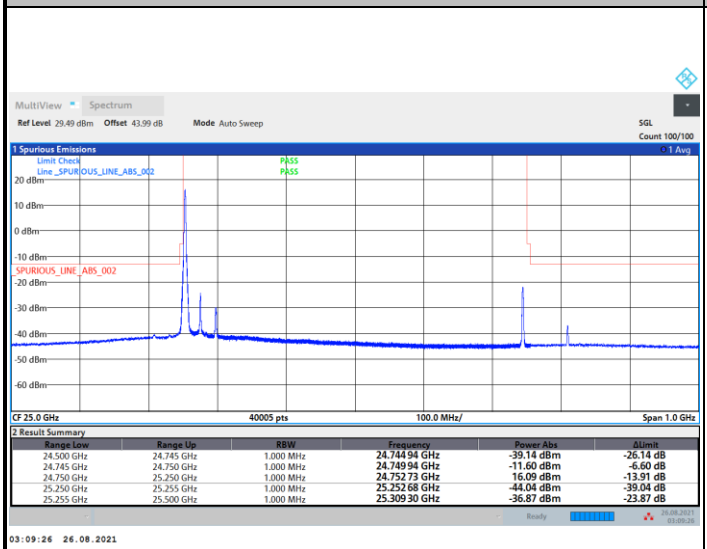

Highest Band Edge / 1 RB

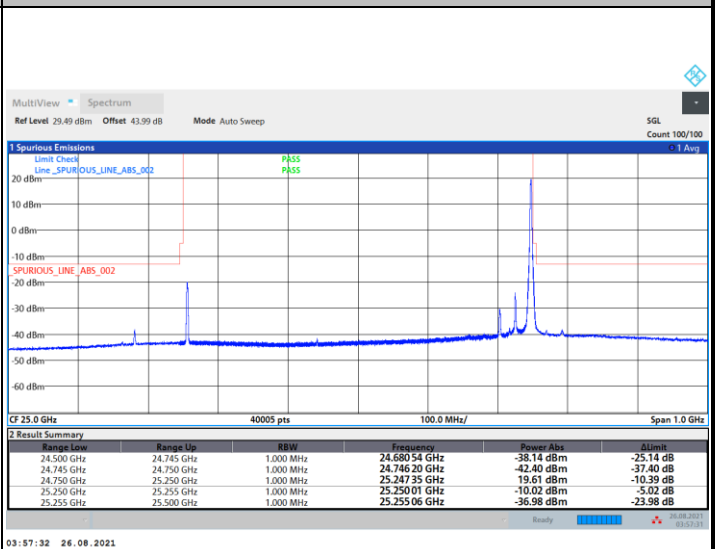

DFT-s-OFDM Module B

NR Band n258B / 50MHz / 64QAM	
Lowest Band Edge / 1 RB	**Highest Band Edge / 1 RB**
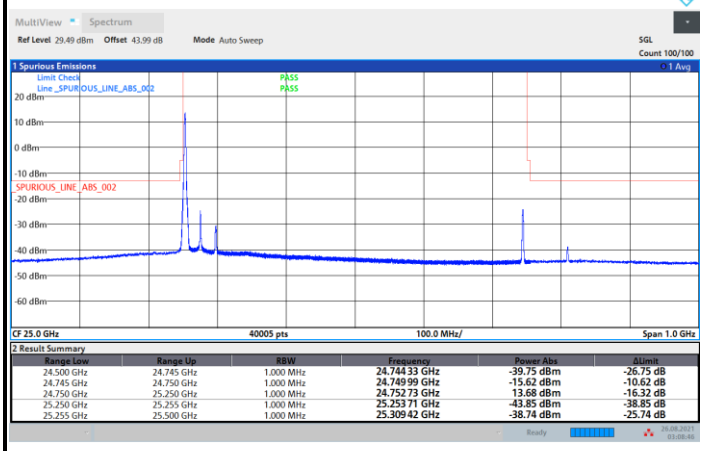	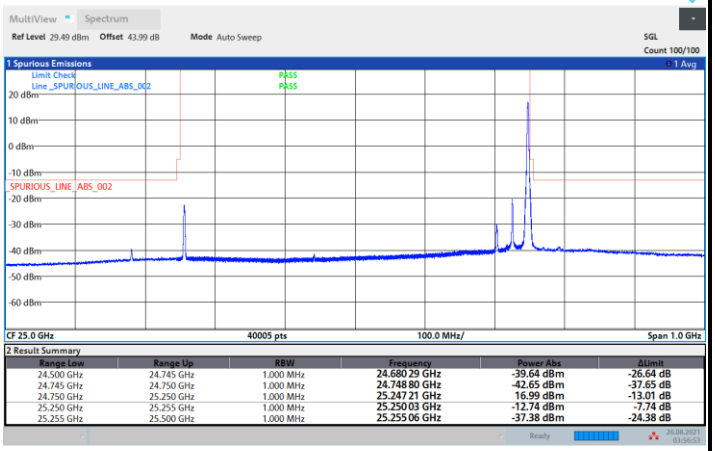

CP-OFDM Module B

NR Band n258B / 50MHz / QPSK	
Lowest Band Edge / 1 RB	**Highest Band Edge / 1 RB**
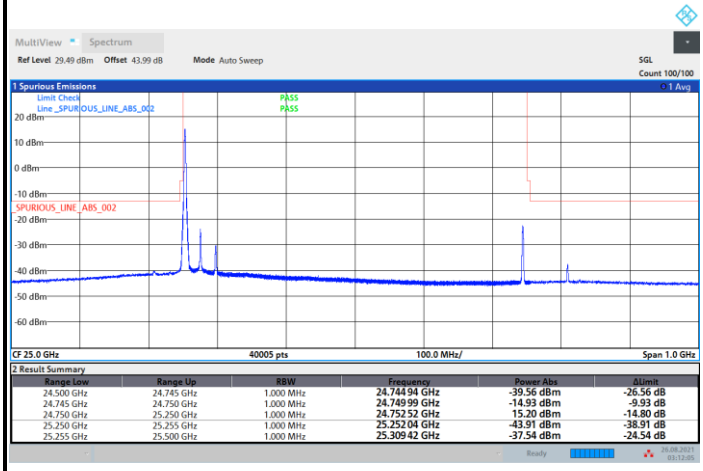	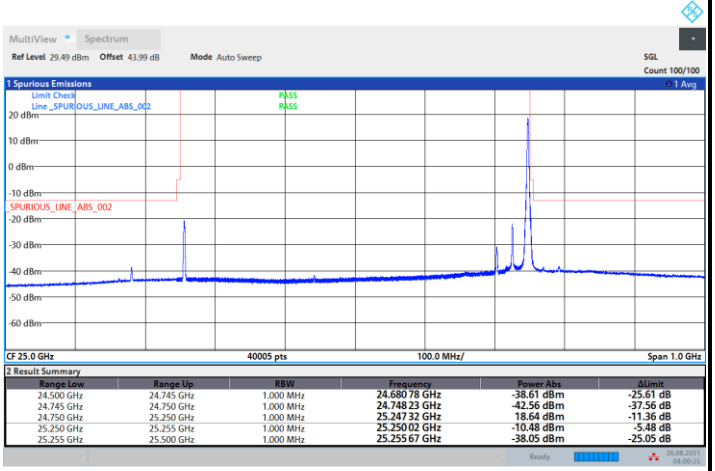

DFT-s-OFDM Module B

NR Band n258B / 50MHz / QPSK

Lowest Band Edge / Full RB

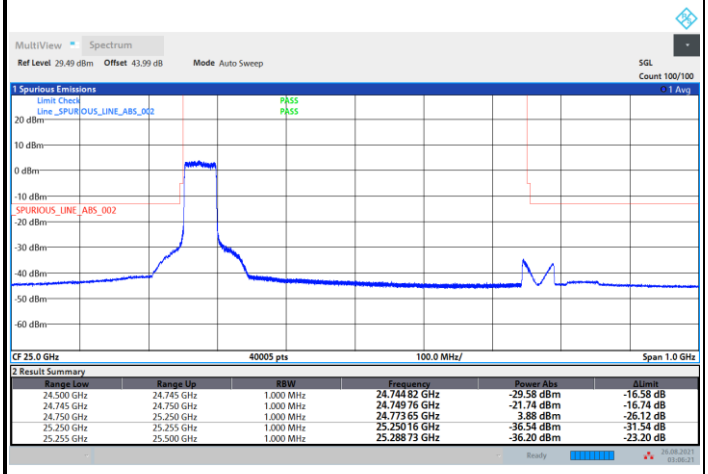

Highest Band Edge / Full RB

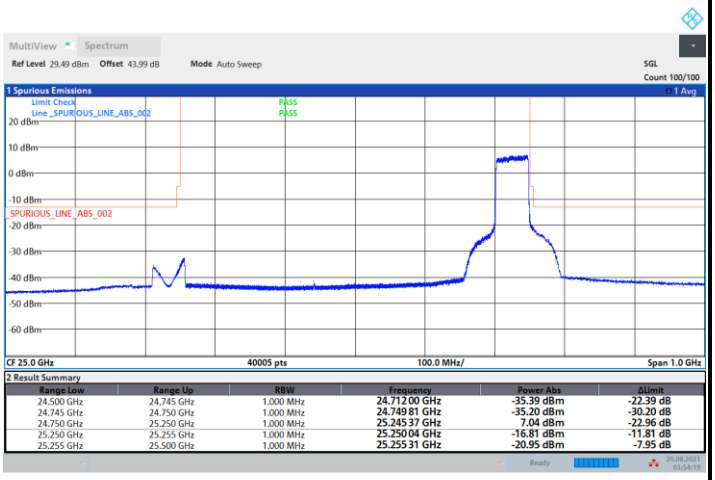

NR Band n258B / 50MHz / 16QAM

Lowest Band Edge / Full RB

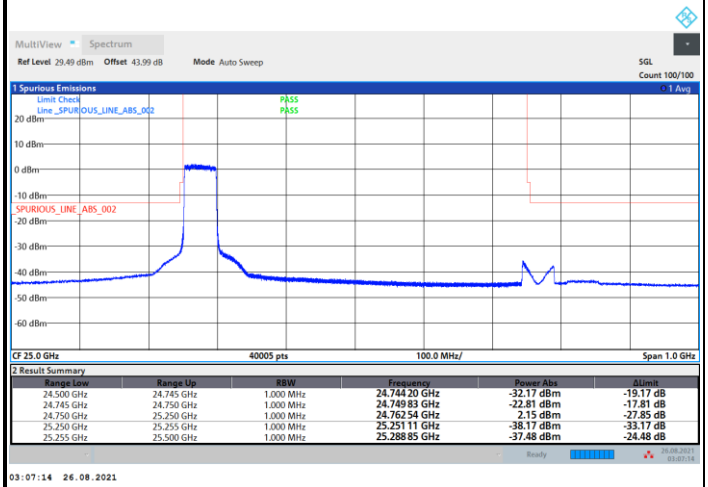

Highest Band Edge / Full RB

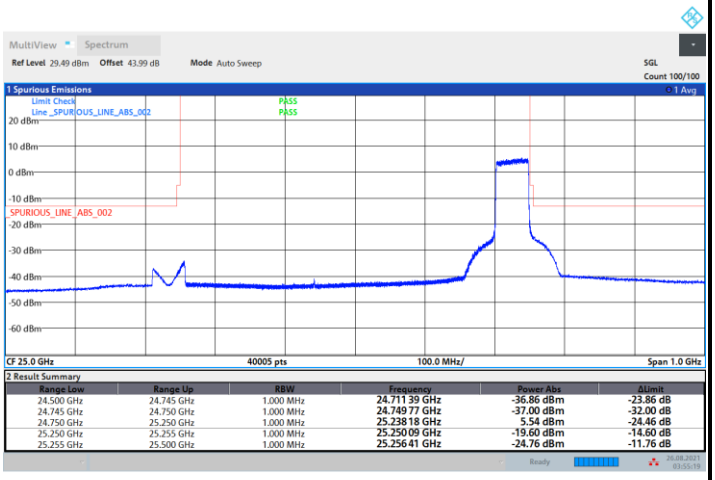

DFT-s-OFDM Module B

NR Band n258B / 50MHz / 64QAM

Lowest Band Edge / Full RB

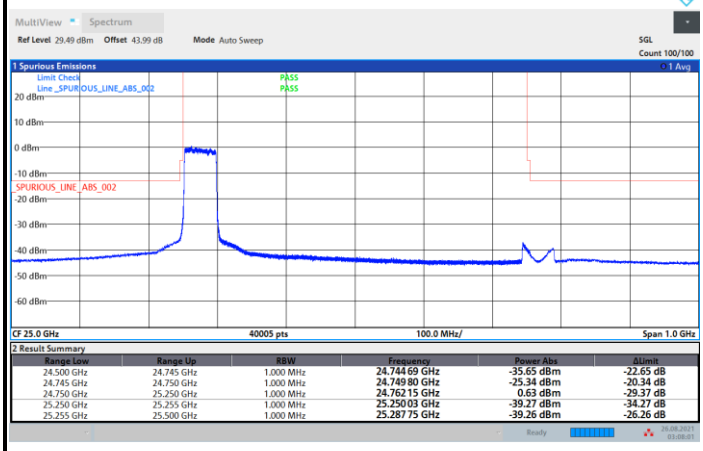

Highest Band Edge / Full RB

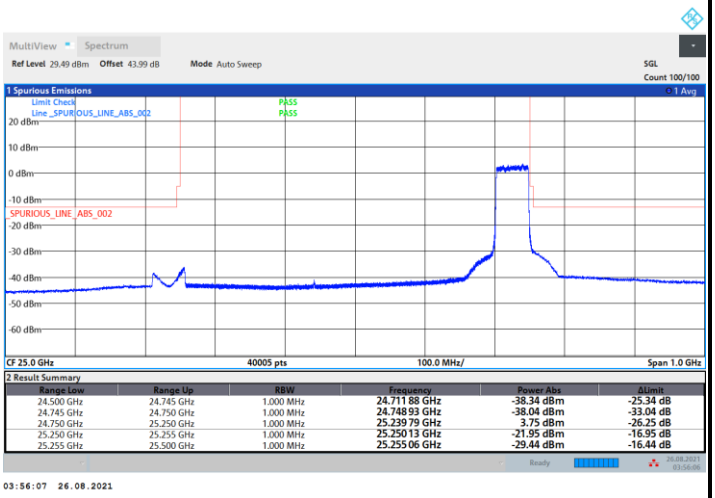

CP-OFDM Module B

NR Band n258B / 50MHz / QPSK

Lowest Band Edge / Full RB

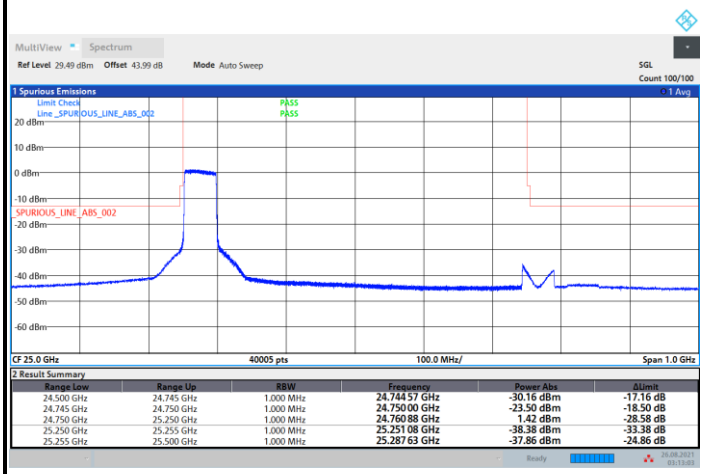

Highest Band Edge / Full RB

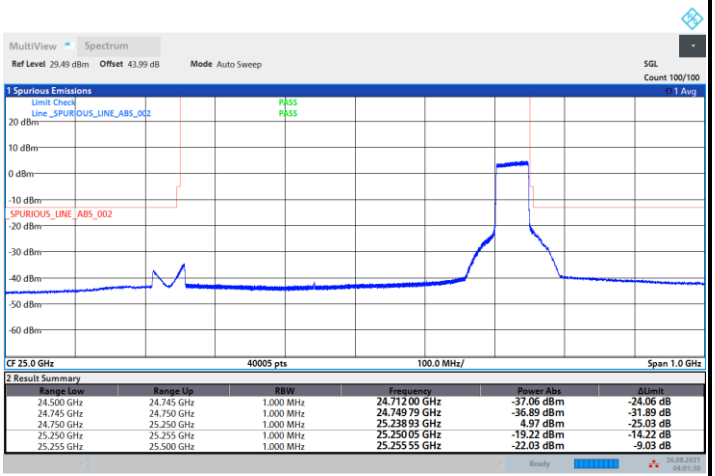

Spurious Emission

Spurious emission between 18GHz to 40GHz worst case plot is reported as following.

DFT-s-OFDM Module B

NR Band n258B QPSK (18-40GHz)	
Lowest Channel / 50MHz	
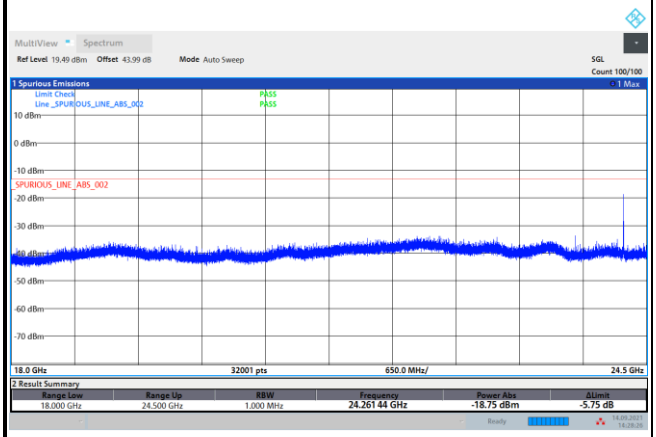	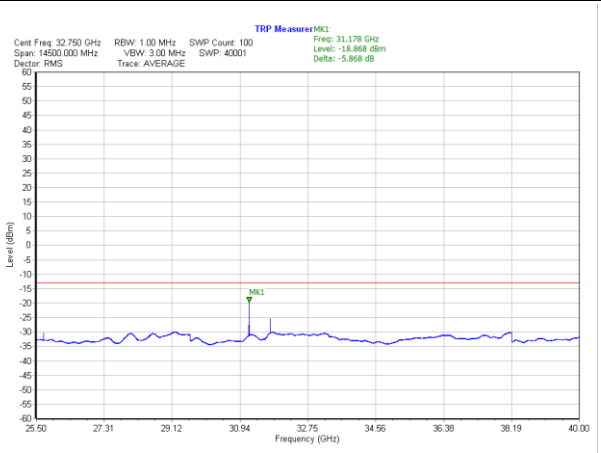
Middle Channel / 50MHz	
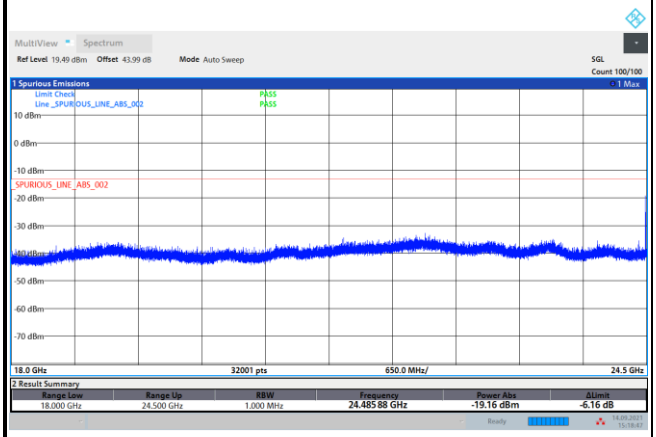	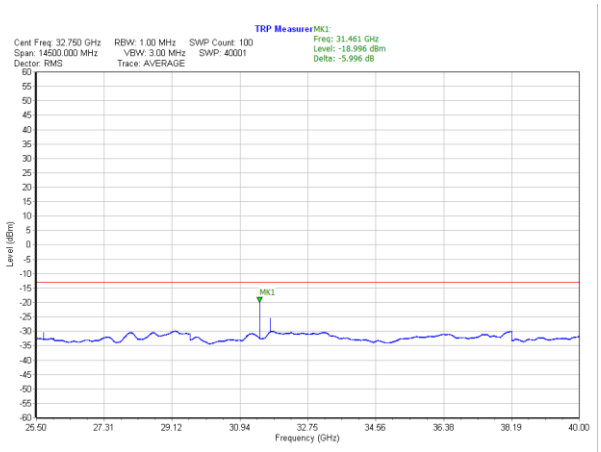
Highest Channel / 50MHz	
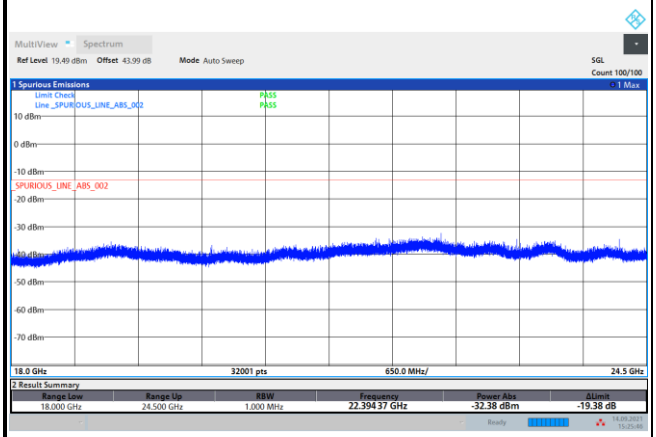	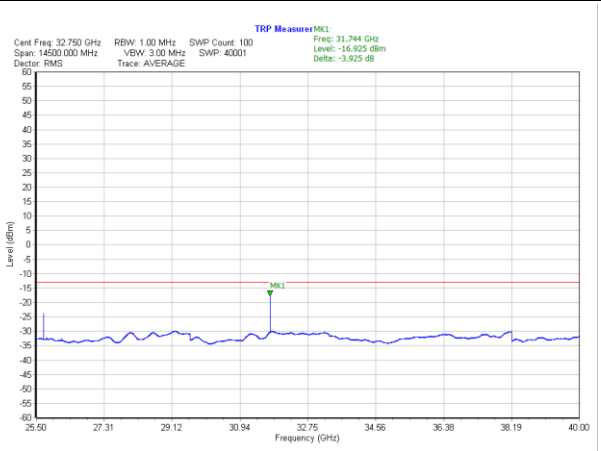

Remark: In band and out of band frequencies that has reported in previous results are omitted.

CP-OFDM Module B

NR Band n258B QPSK (18-40GHz)

Lowest Channel / 50MHz

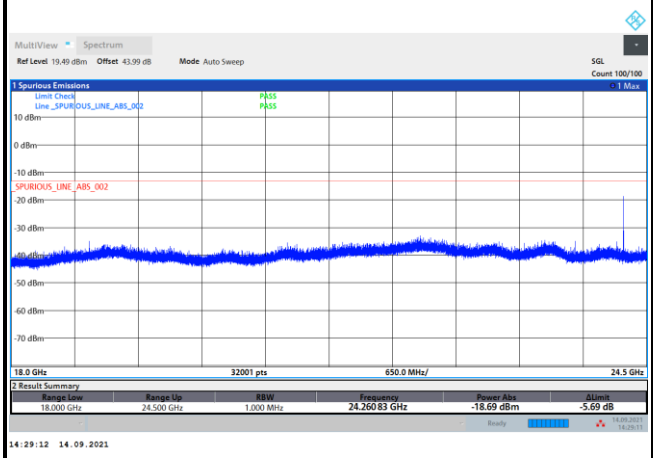

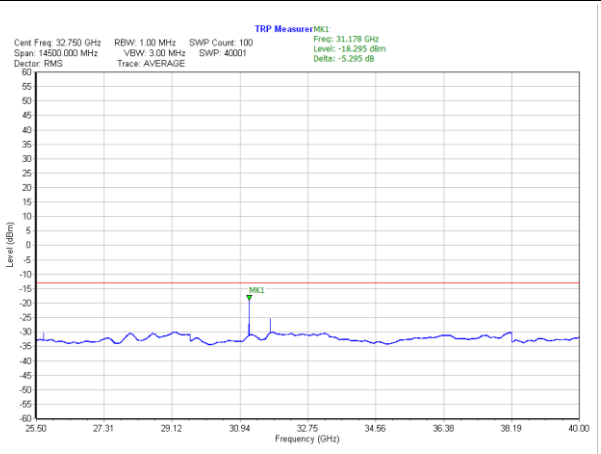

Middle Channel / 50MHz

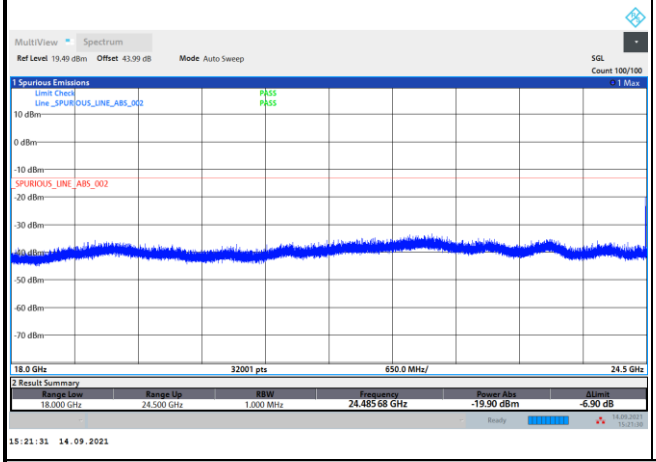

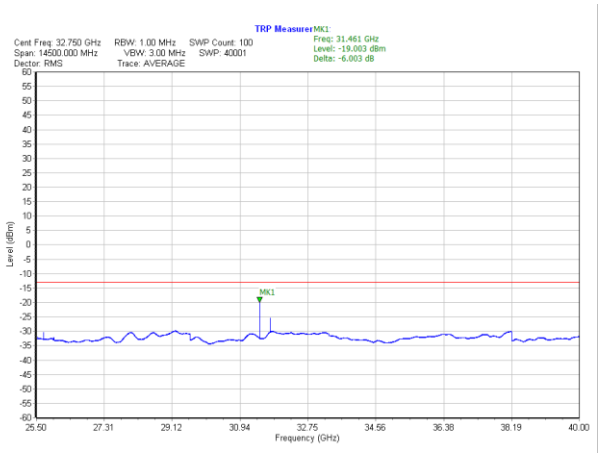

Highest Channel / 50MHz

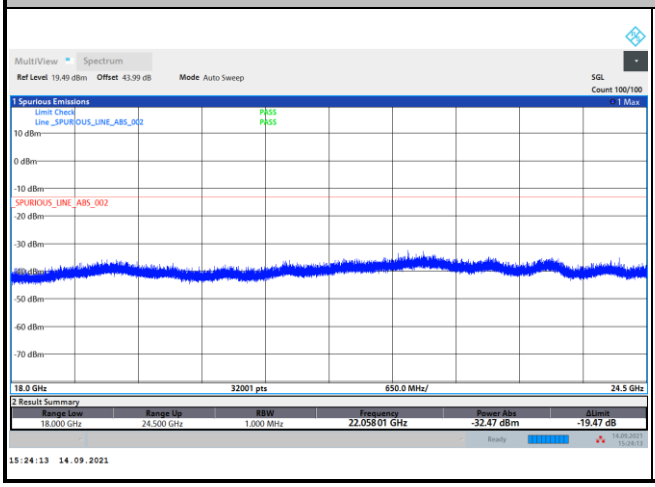

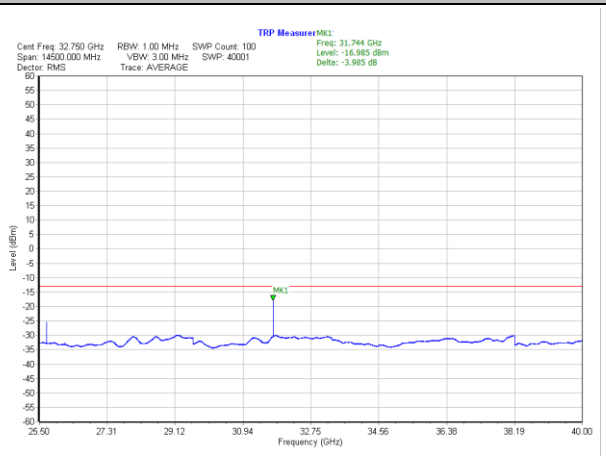

Remark: In band and out of band frequencies that has reported in previous results are omitted.

NR Band n258B Module B Beam V

Occupied Bandwidth

Mode	DFT-s-OFDM Module B NR Band n258B : 99%OBW(MHz)		
BW	50MHz		
Mod.	QPSK	16QAM	64QAM
Lowest CH	45.96	46.34	46.14
Middle CH	45.96	46.38	46.08
Highest CH	45.97	46.37	46.14

Mode	CP-OFDM Module B NR Band n258B : 99%OBW(MHz)
BW	50MHz
Mod.	QPSK
Lowest CH	46.14
Middle CH	46.28
Highest CH	46.36

DFT-s-OFDM Module B

NR Band n258B

Lowest Channel / 50MHz / QPSK

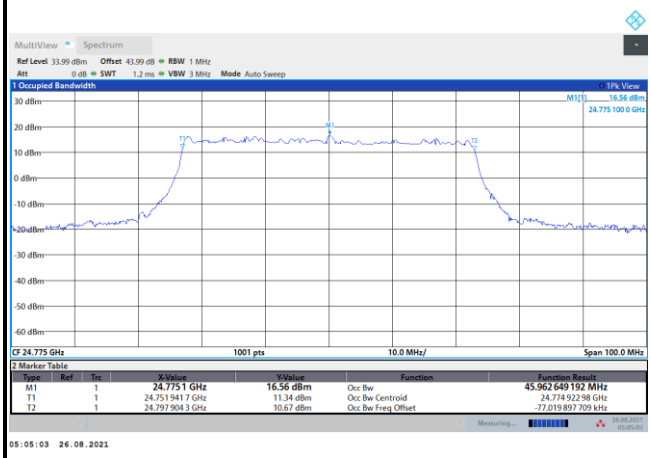

Lowest Channel / 50MHz / 16QAM

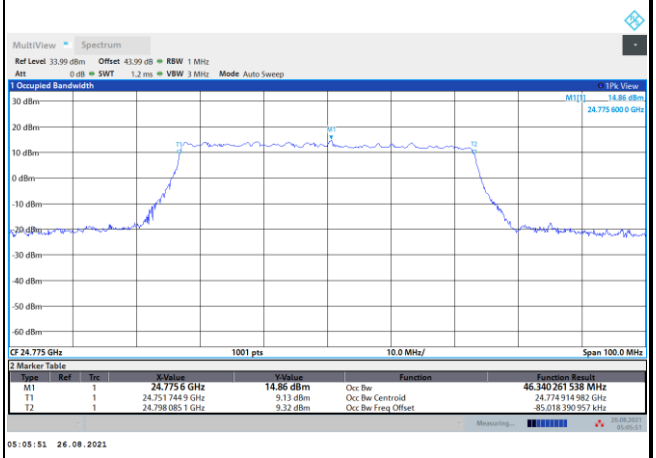

Middle Channel / 50MHz / QPSK

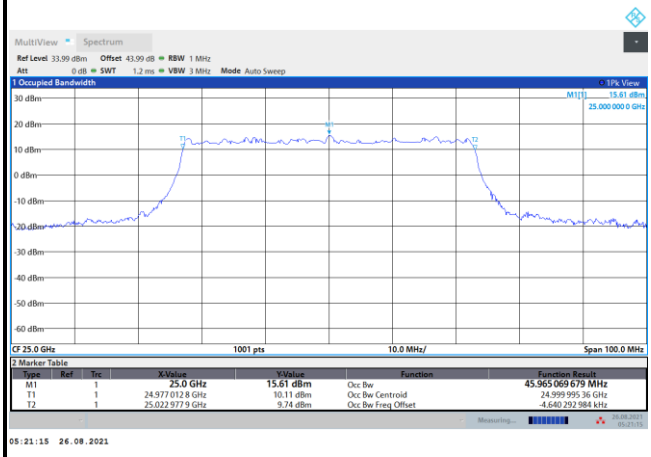

Middle Channel / 50MHz / 16QAM

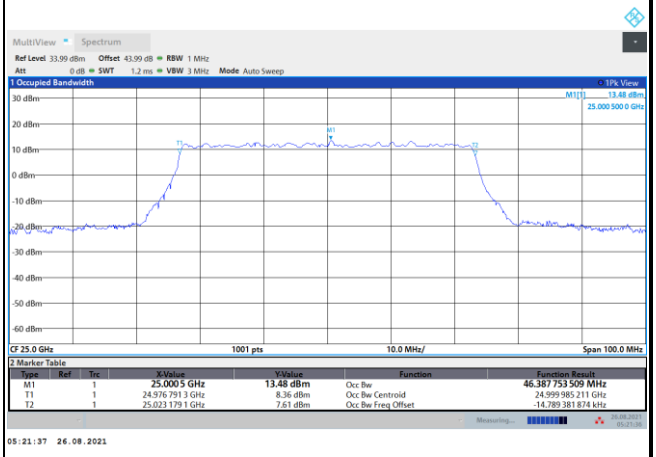

Highest Channel / 50MHz / QPSK

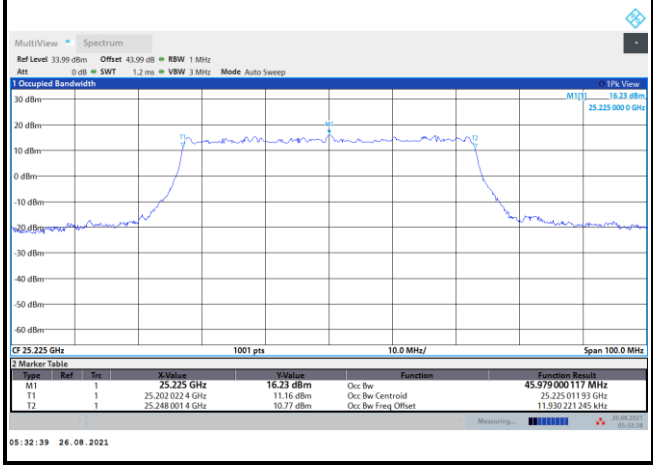

Highest Channel / 50MHz / 16QAM

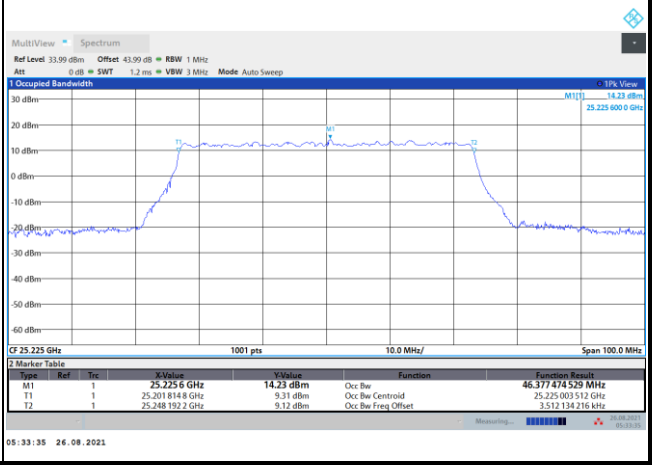

DFT-s-OFDM Module B

NR Band n258B	
Lowest Channel / 50MHz / 64QAM	
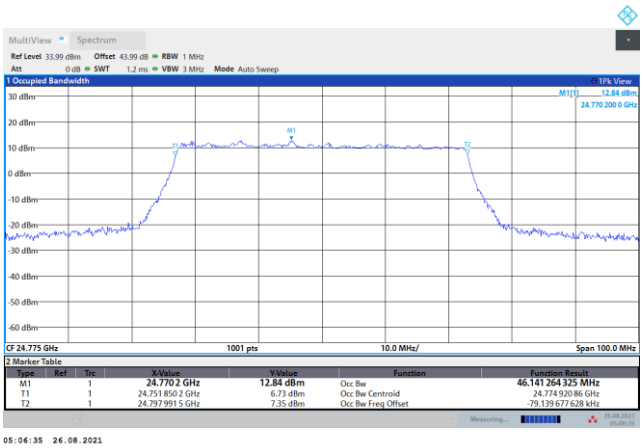	**intentionally blank**
Middle Channel / 50MHz / 64QAM	
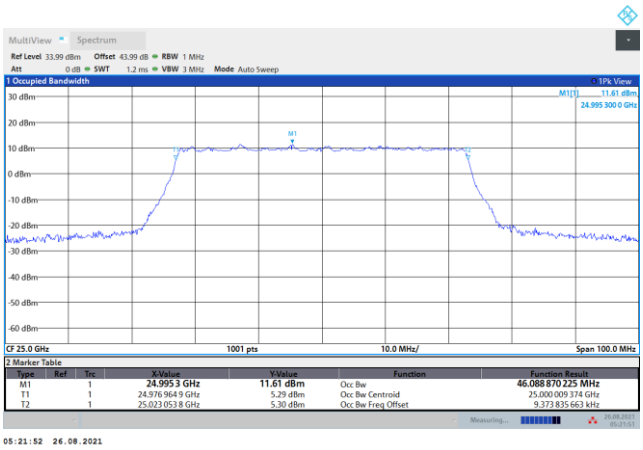	**intentionally blank**
Highest Channel / 50MHz / 64QAM	
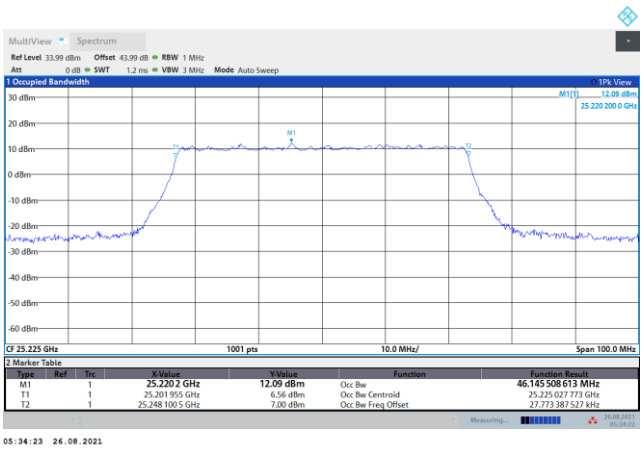	**intentionally blank**

CP-OFDM Module B

NR Band n258B	
Lowest Channel / 50MHz / QPSK	
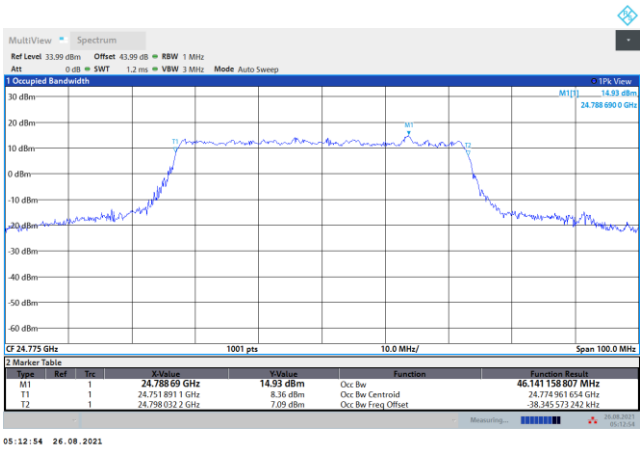	**intentionally blank**
Middle Channel / 50MHz / QPSK	
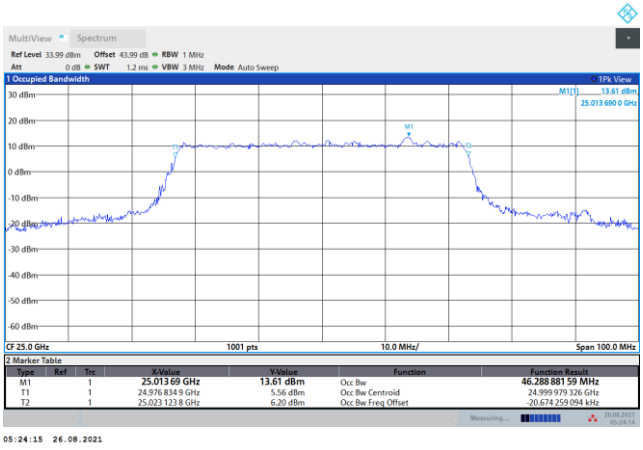	**intentionally blank**
Highest Channel / 50MHz / QPSK	
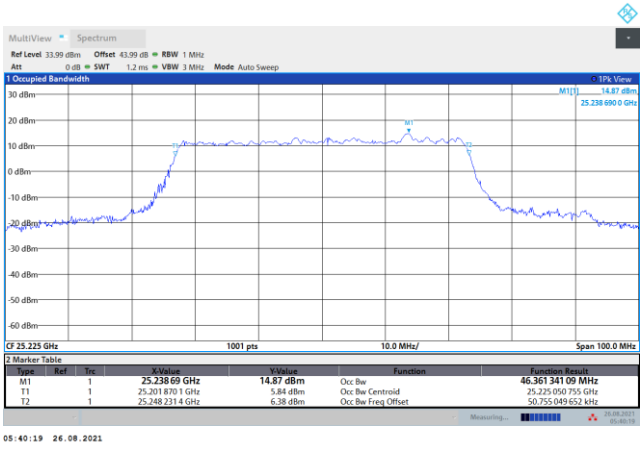	**intentionally blank**

Radiated Out of Band Emissions

Mode			DFT-s-OFDM Module B NR Band n258B : BE (dBm) 1 RB		
BW			50MHz		
Limit (dBm)			QPSK	16QAM	64QAM
Low CH	0~10%OB	≦-5	-9.10	-10.36	-12.29
	>10%OB	≦-13	-35.63	-34.47	-34.16
HighCH	0~10%OB	≦-5	-9.37	-11.42	-12.07
	>10%OB	≦-13	-34.74	-33.84	-33.37
Result			Compliance		

Mode			CP-OFDM Module B NR Band n258B : BE (dBm) 1 RB
BW			50MHz
Limit (dBm)			QPSK
Low CH	0~10%OB	≦-5	-10.07
	>10%OB	≦-13	-34.68
High CH	0~10%OB	≦-5	-10.92
	>10%OB	≦-13	-34.25
Result			Compliance

Mode			DFT-s-OFDM Module B NR Band n258B : BE (dBm) Full RB		
BW			50MHz		
Limit (dBm)			QPSK	16QAM	64QAM
Low CH	0~10%OB	≦-5	-18.98	-19.61	-21.92
	>10%OB	≦-13	-25.40	-27.07	-30.21
HighCH	0~10%OB	≦-5	-19.26	-20.86	-22.21
	>10%OB	≦-13	-25.11	-27.74	-31.14
Result			Compliance		

Mode			CP-OFDM Module B NR Band n258B : BE (dBm) Full RB
BW			50MHz
Limit (dBm)			QPSK
Low CH	0~10%OB	≦-5	-20.40
	>10%OB	≦-13	-25.66
High CH	0~10%OB	≦-5	-20.84
	>10%OB	≦-13	-25.81
Result			Compliance

DFT-s-OFDM Module B

NR Band n258B / 50MHz / QPSK

Lowest Band Edge / 1 RB

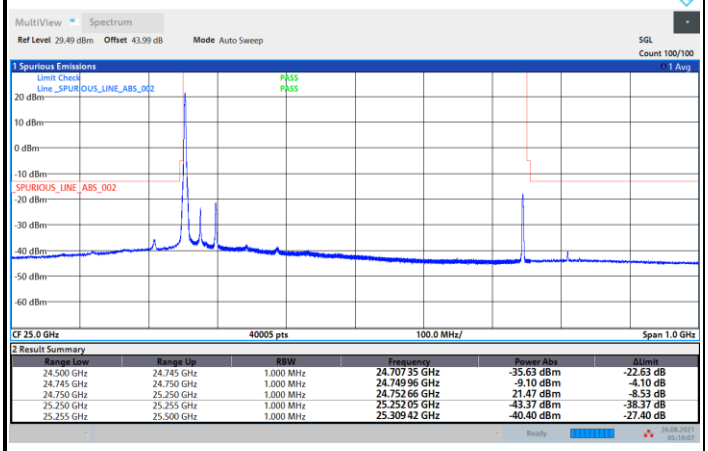

Highest Band Edge / 1 RB

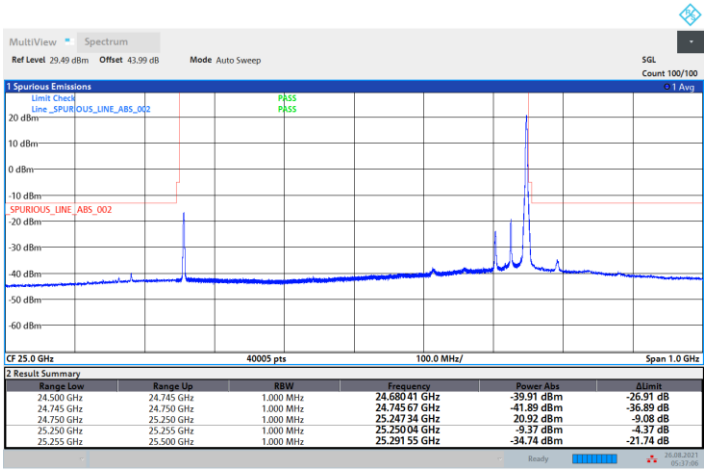

NR Band n258B / 50MHz / 16QAM

Lowest Band Edge / 1 RB

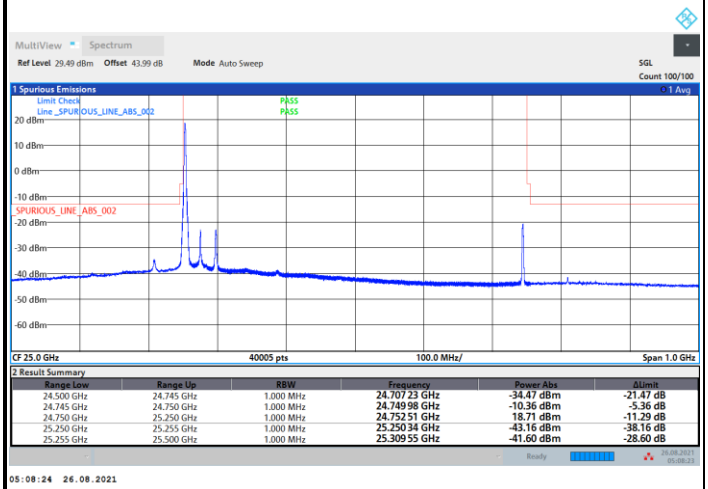

Highest Band Edge / 1 RB

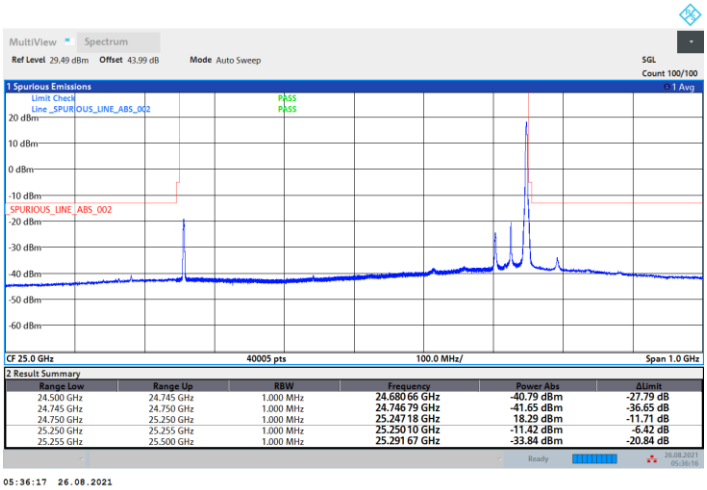

DFT-s-OFDM Module B

NR Band n258B / 50MHz / 64QAM	
Lowest Band Edge / 1 RB	**Highest Band Edge / 1 RB**
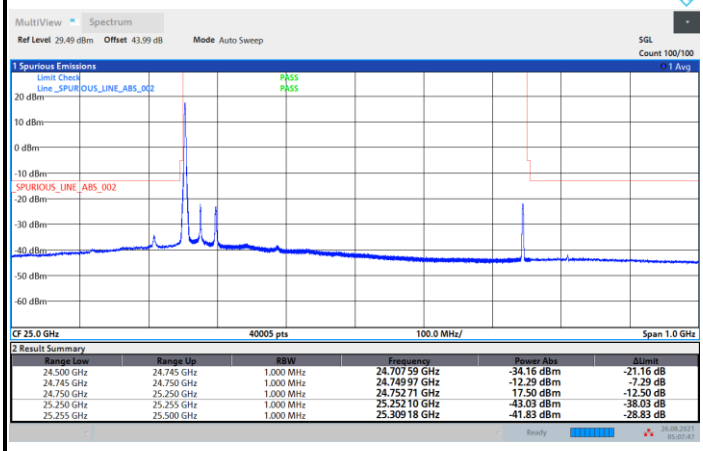	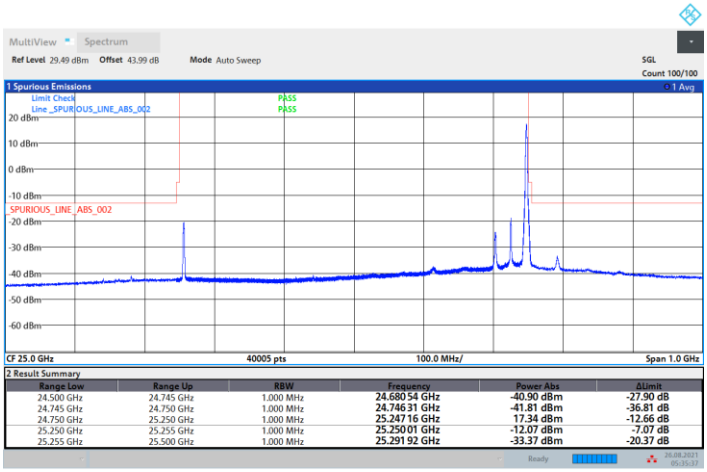

CP-OFDM Module B

NR Band n258B / 50MHz / QPSK	
Lowest Band Edge / 1 RB	**Highest Band Edge / 1 RB**
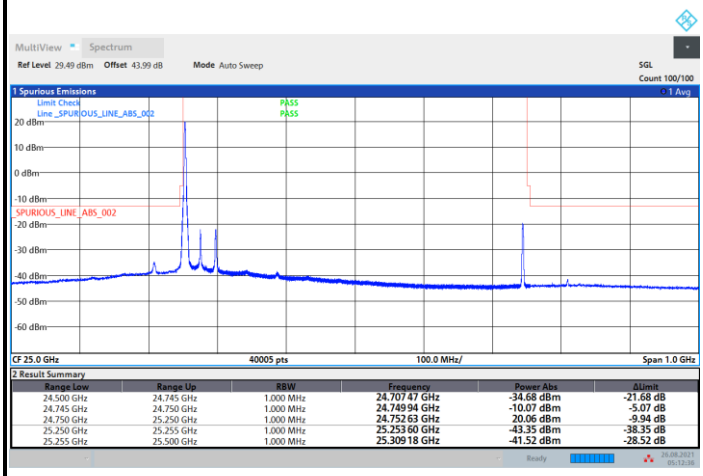	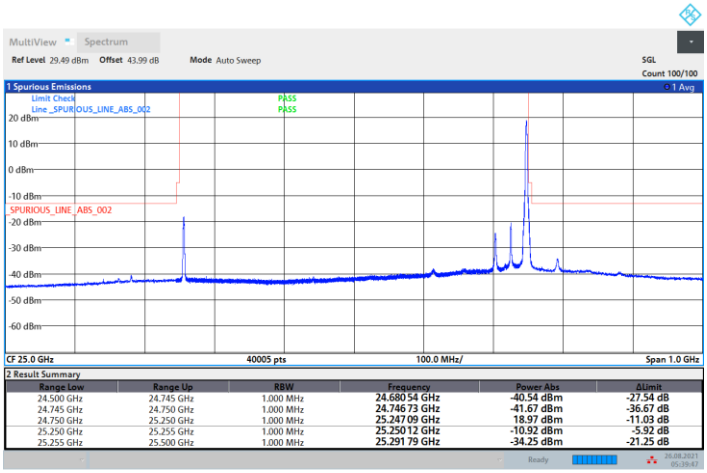

DFT-s-OFDM Module B

NR Band n258B / 50MHz / QPSK

Lowest Band Edge / Full RB

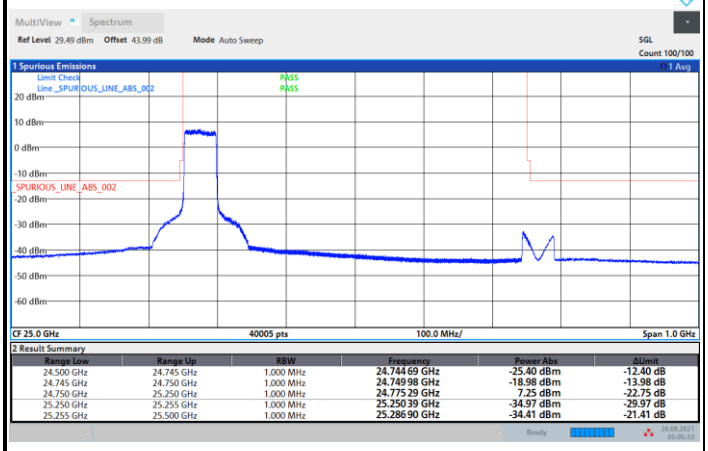

Range Low	Range Up	RBW	Frequency	Power Abs	ΔLimit
24.500 GHz	24.745 GHz	1.000 MHz	24.744 69 GHz	-25.40 dBm	-12.40 dB
24.745 GHz	24.750 GHz	1.000 MHz	24.749 98 GHz	-18.98 dBm	-13.98 dB
24.750 GHz	25.250 GHz	1.000 MHz	24.775 29 GHz	7.25 dBm	-22.75 dB
25.250 GHz	25.255 GHz	1.000 MHz	25.250 39 GHz	-34.97 dBm	-29.97 dB
25.255 GHz	25.500 GHz	1.000 MHz	25.286 90 GHz	-34.41 dBm	-21.41 dB

05:05:34 26.08.2021

Highest Band Edge / Full RB

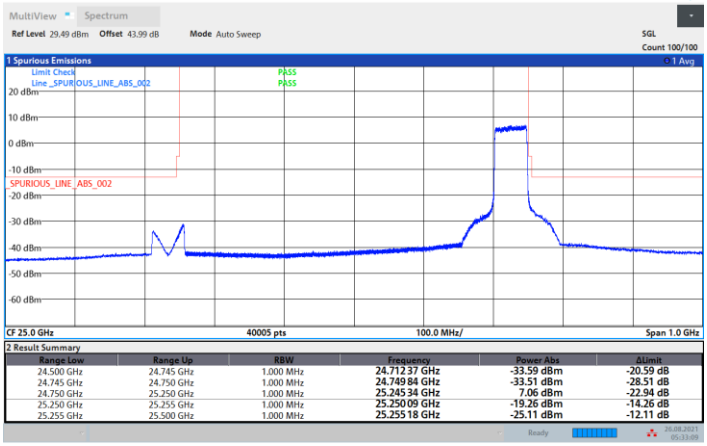

Range Low	Range Up	RBW	Frequency	Power Abs	ΔLimit
24.500 GHz	24.745 GHz	1.000 MHz	24.712 37 GHz	-33.59 dBm	-20.59 dB
24.745 GHz	24.750 GHz	1.000 MHz	24.749 84 GHz	-33.51 dBm	-28.51 dB
24.750 GHz	25.250 GHz	1.000 MHz	25.245 34 GHz	7.06 dBm	-22.94 dB
25.250 GHz	25.255 GHz	1.000 MHz	25.250 09 GHz	-19.26 dBm	-14.26 dB
25.255 GHz	25.500 GHz	1.000 MHz	25.255 18 GHz	-25.11 dBm	-12.11 dB

05:33:09 26.08.2021

NR Band n258B / 50MHz / 16QAM

Lowest Band Edge / Full RB

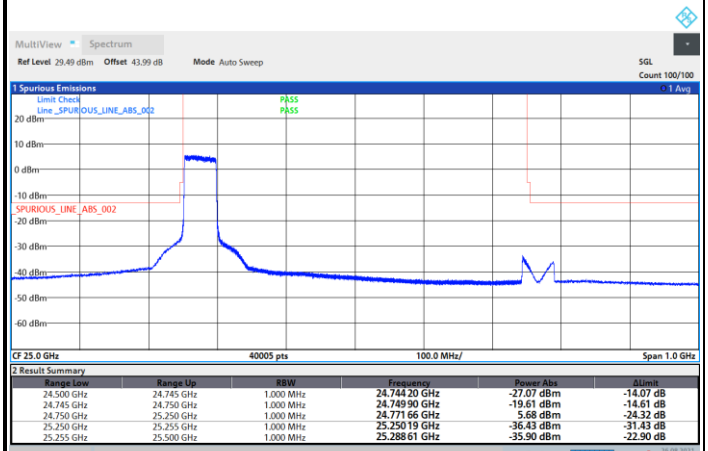

Range Low	Range Up	RBW	Frequency	Power Abs	ΔLimit
24.500 GHz	24.745 GHz	1.000 MHz	24.744 20 GHz	-27.07 dBm	-14.07 dB
24.745 GHz	24.750 GHz	1.000 MHz	24.749 90 GHz	-19.61 dBm	-14.61 dB
24.750 GHz	25.250 GHz	1.000 MHz	24.771 66 GHz	5.68 dBm	-24.32 dB
25.250 GHz	25.255 GHz	1.000 MHz	25.250 19 GHz	-36.43 dBm	-31.43 dB
25.255 GHz	25.500 GHz	1.000 MHz	25.288 61 GHz	-35.90 dBm	-22.90 dB

05:06:20 26.08.2021

Highest Band Edge / Full RB

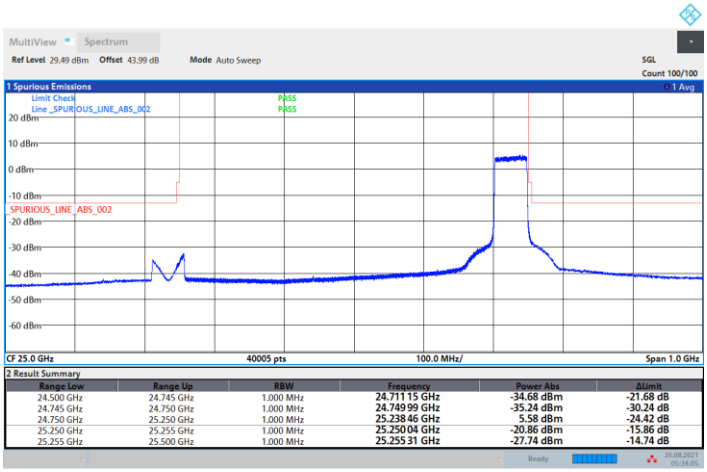

Range Low	Range Up	RBW	Frequency	Power Abs	ΔLimit
24.500 GHz	24.745 GHz	1.000 MHz	24.711 15 GHz	-34.68 dBm	-21.68 dB
24.745 GHz	24.750 GHz	1.000 MHz	24.749 99 GHz	-35.24 dBm	-30.24 dB
24.750 GHz	25.250 GHz	1.000 MHz	25.238 46 GHz	5.58 dBm	-24.42 dB
25.250 GHz	25.255 GHz	1.000 MHz	25.250 04 GHz	-20.86 dBm	-15.86 dB
25.255 GHz	25.500 GHz	1.000 MHz	25.255 31 GHz	-27.74 dBm	-14.74 dB

05:34:06 26.08.2021

DFT-s-OFDM Module B

NR Band n258B / 50MHz / 64QAM	
Lowest Band Edge / Full RB	**Highest Band Edge / Full RB**
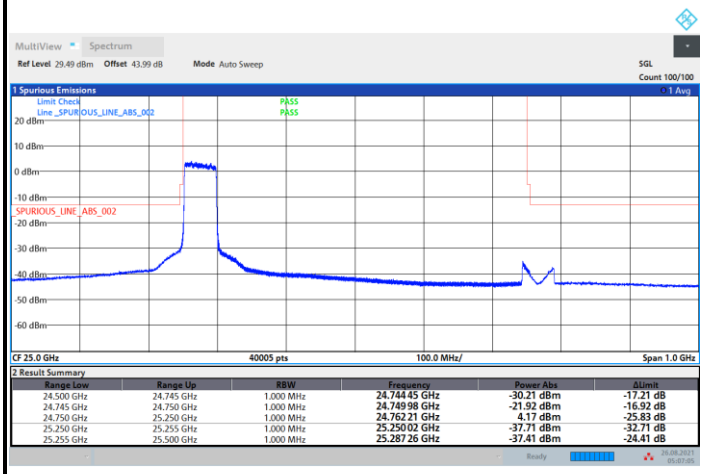	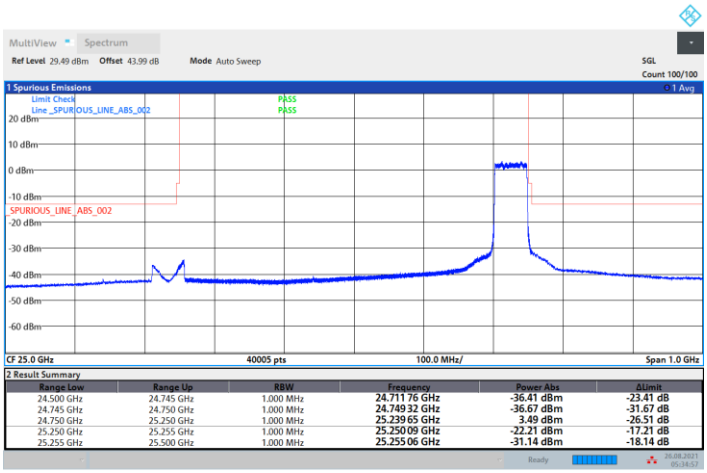

CP-OFDM Module B

NR Band n258B / 50MHz / QPSK	
Lowest Band Edge / Full RB	**Highest Band Edge / Full RB**
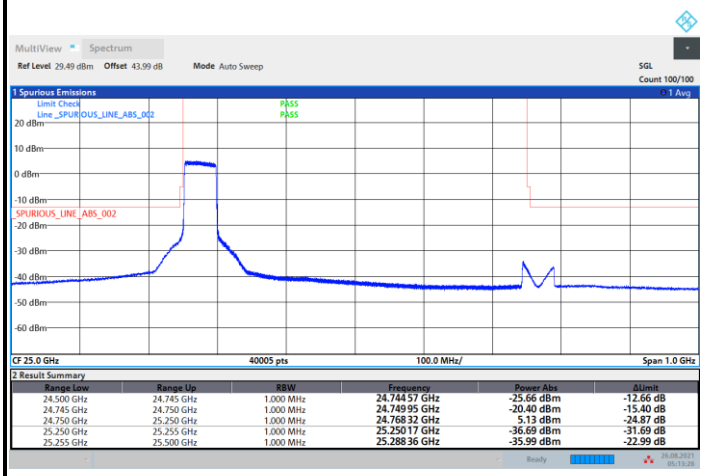	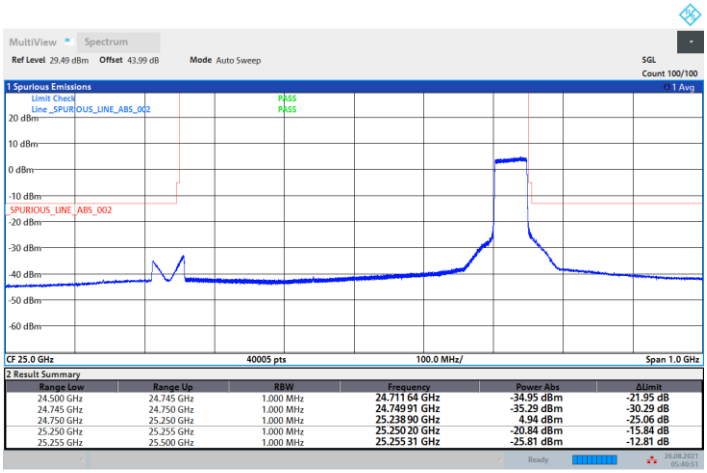

Spurious Emission

Spurious emission between 18GHz to 40GHz worst case plot is reported as following.

DFT-s-OFDM Module B

NR Band n258B QPSK (18-40GHz)	
Lowest Channel / 50MHz	
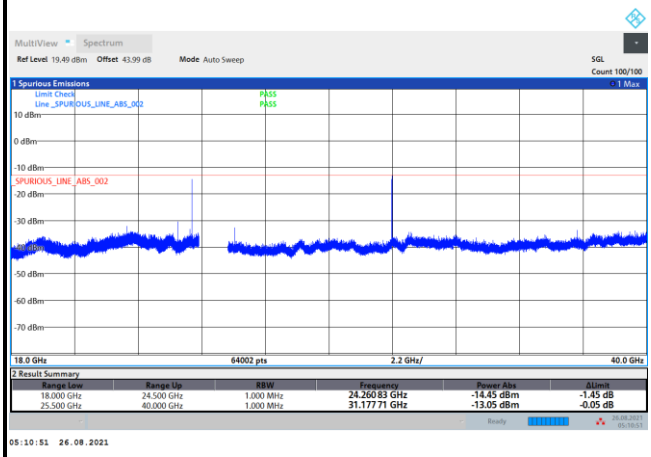	**intentionally blank**
Middle Channel / 50MHz	
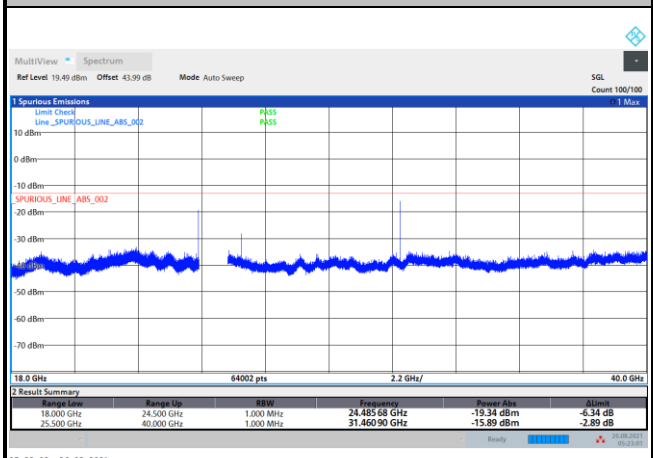	**intentionally blank**
Highest Channel / 50MHz	
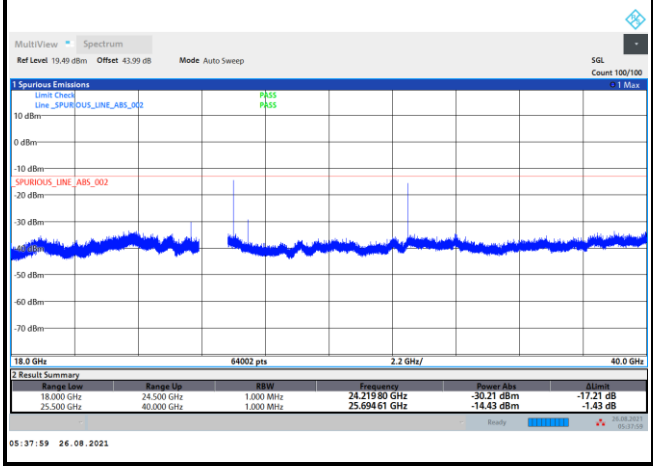	**intentionally blank**

Remark: In band and out of band frequencies that has reported in previous results are omitted.

CP-OFDM Module B

NR Band n258B QPSK (18-40GHz)	
Lowest Channel / 50MHz	
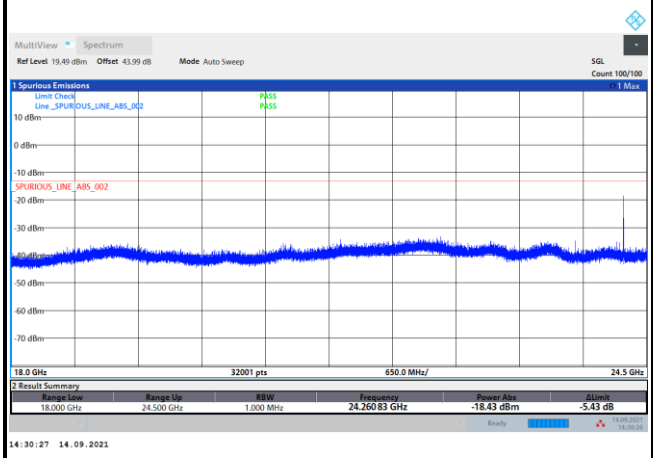	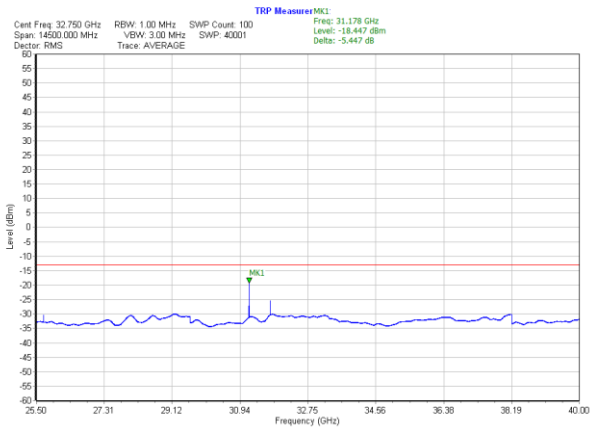
Middle Channel / 50MHz	
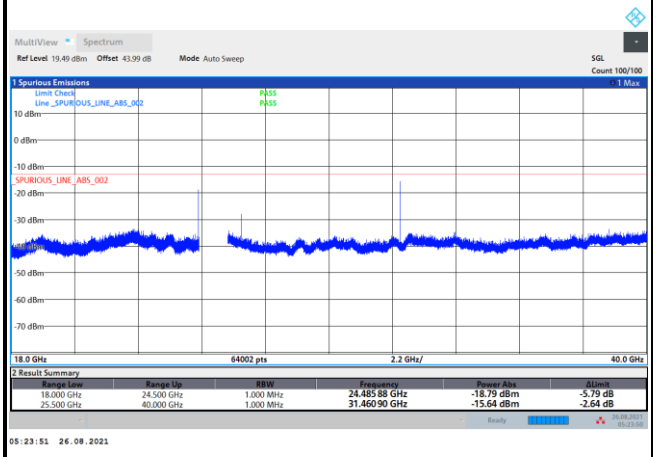	**intentionally blank**
Highest Channel / 50MHz	
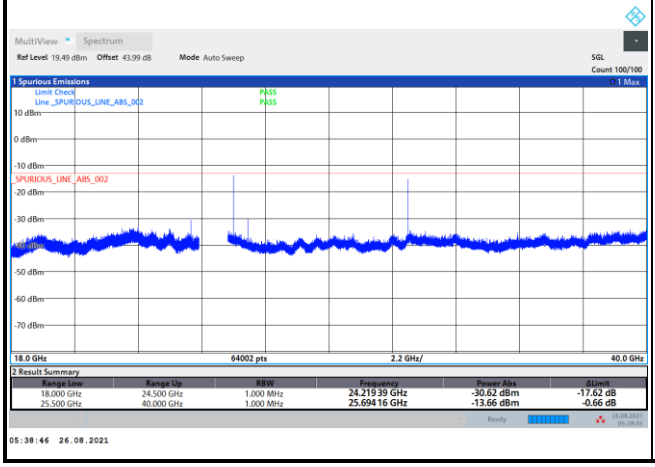	**intentionally blank**

Remark: In band and out of band frequencies that has reported in previous results are omitted.

NR Band n258B Module B Beam H+V

Occupied Bandwidth

Mode	DFT-s-OFDM Module B NR Band n258B : 99%OBW(MHz)		
BW	50MHz		
Mod.	QPSK	16QAM	64QAM
Lowest CH	45.97	46.24	46.05
Middle CH	45.96	46.39	45.99
Highest CH	46.00	46.40	46.13

Mode	CP-OFDM Module B NR Band n258B : 99%OBW(MHz)
BW	50MHz
Mod.	QPSK
Lowest CH	46.29
Middle CH	46.13
Highest CH	46.98

DFT-s-OFDM Module B

NR Band n258B

Lowest Channel / 50MHz / QPSK

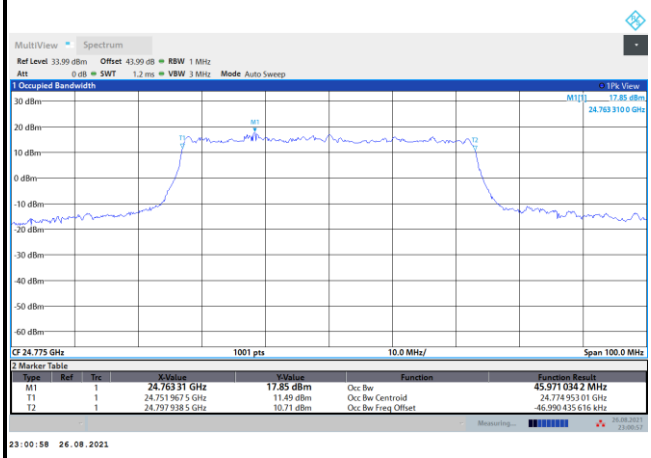

Lowest Channel / 50MHz / 16QAM

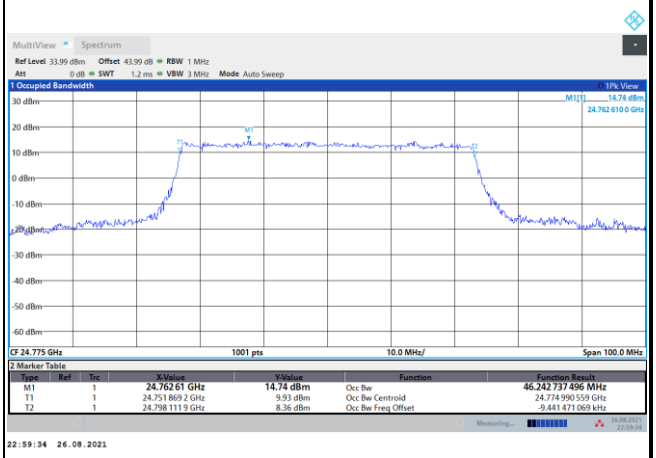

Middle Channel / 50MHz / QPSK

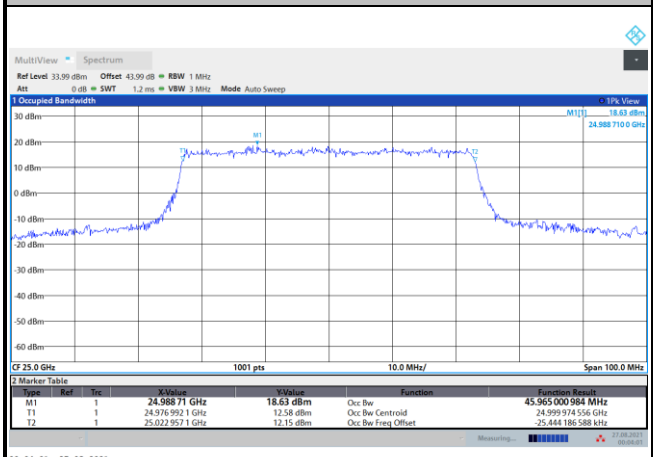

Middle Channel / 50MHz / 16QAM

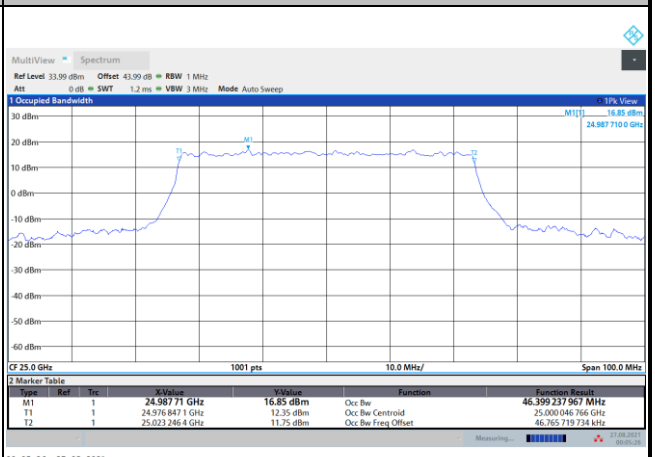

Highest Channel / 50MHz / QPSK

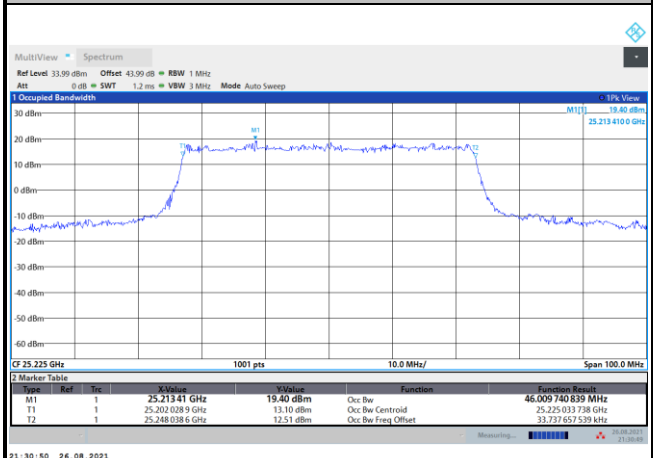
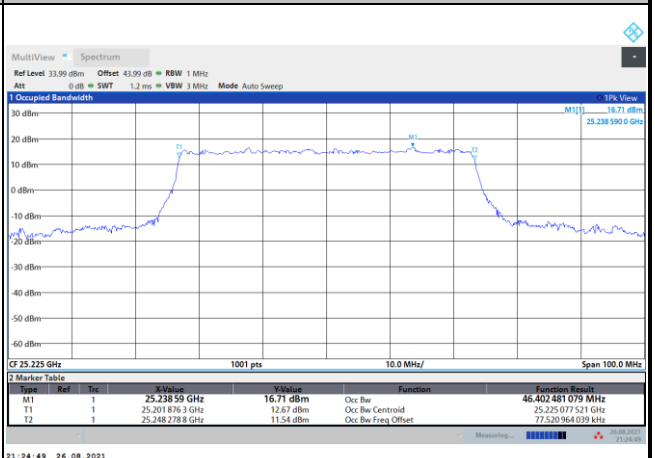
Highest Channel / 50MHz / 16QAM