DFT-s-OFDM Module B

NR Band n258B	
Lowest Channel / 50MHz / 64QAM	
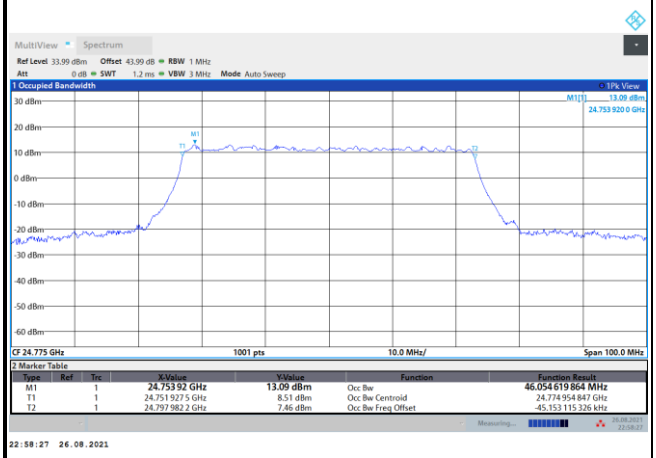	**intentionally blank**
Middle Channel / 50MHz / 64QAM	
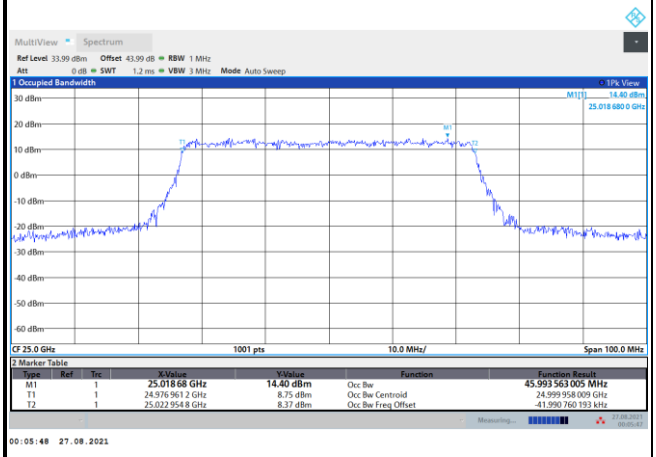	**intentionally blank**
Highest Channel / 50MHz / 64QAM	
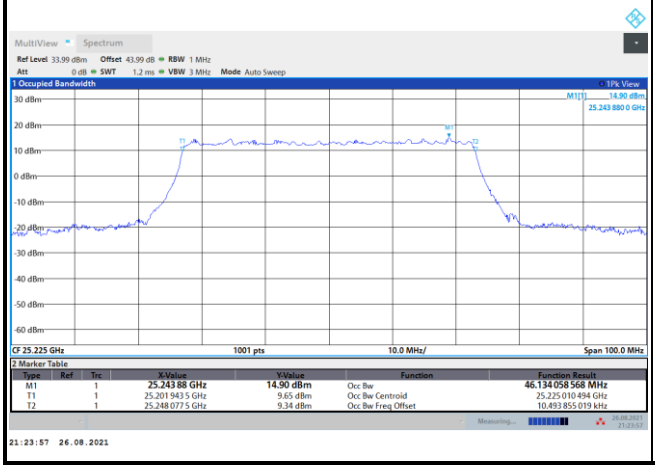	**intentionally blank**

CP-OFDM Module B

NR Band n258B	
Lowest Channel / 50MHz / QPSK	
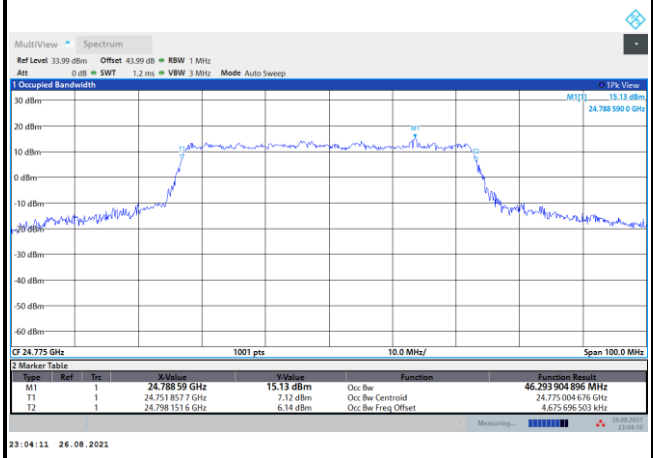	**intentionally blank**
Middle Channel / 50MHz / QPSK	
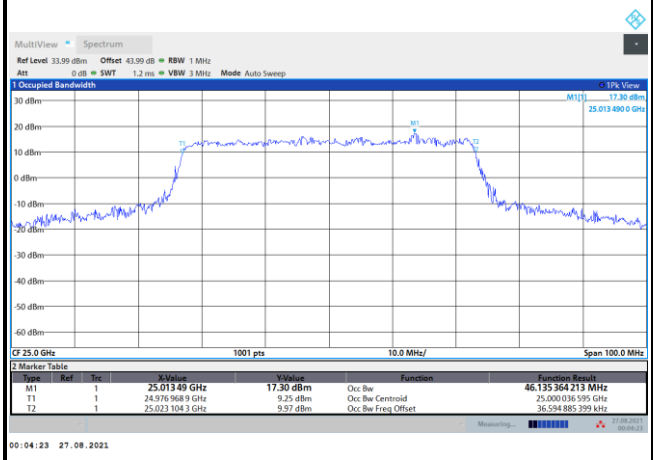	**intentionally blank**
Highest Channel / 50MHz / QPSK	
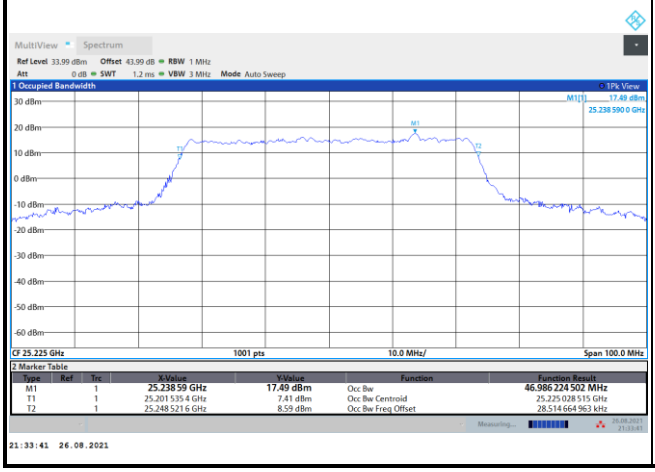	**intentionally blank**

Radiated Out of Band Emissions

Mode			DFT-s-OFDM Module B NR Band n258B : BE (dBm) 1 RB		
BW			50MHz		
Limit (dBm)			QPSK	16QAM	64QAM
Low CH	0~10%OB	≦-5	-7.52	-9.29	-12.41
	>10%OB	≦-13	-37.54	-38.84	-39.58
HighCH	0~10%OB	≦-5	-6.51	-8.60	-9.66
	>10%OB	≦-13	-35.71	-36.65	-38.21
Result			Compliance		

Mode			CP-OFDM Module B NR Band n258B : BE (dBm) 1 RB
BW			50MHz
Limit (dBm)			QPSK
Low CH	0~10%OB	≦-5	-10.34
	>10%OB	≦-13	-38.89
High CH	0~10%OB	≦-5	-8.31
	>10%OB	≦-13	-37.44
Result			Compliance

Mode			DFT-s-OFDM Module B NR Band n258B : BE (dBm) Full RB		
BW			50MHz		
Limit (dBm)			QPSK	16QAM	64QAM
Low CH	0~10%OB	≦-5	-16.85	-20.25	-21.35
	>10%OB	≦-13	-21.89	-24.71	-29.75
HighCH	0~10%OB	≦-5	-14.74	-17.46	-19.35
	>10%OB	≦-13	-18.29	-21.86	-27.22
Result			Compliance		

Mode			CP-OFDM Module B NR Band n258B : BE (dBm) Full RB
BW			50MHz
Limit (dBm)			QPSK
Low CH	0~10%OB	≦-5	-19.29
	>10%OB	≦-13	-22.66
High CH	0~10%OB	≦-5	-16.51
	>10%OB	≦-13	-19.97
Result			Compliance

DFT-s-OFDM Module B

NR Band n258B / 50MHz / QPSK

Lowest Band Edge / 1 RB

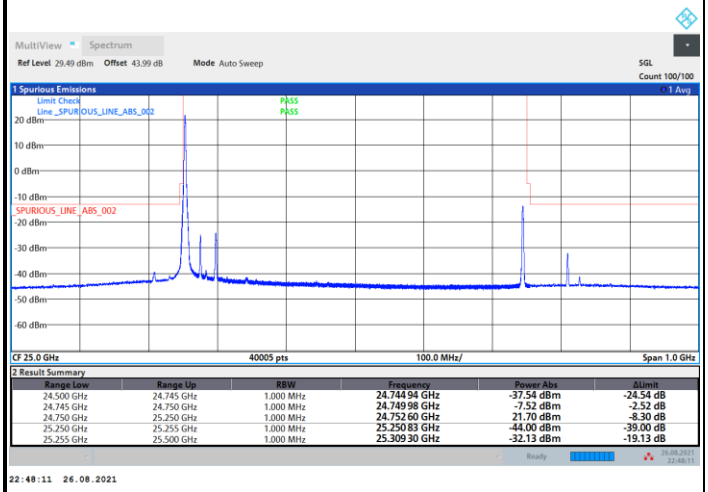

Highest Band Edge / 1 RB

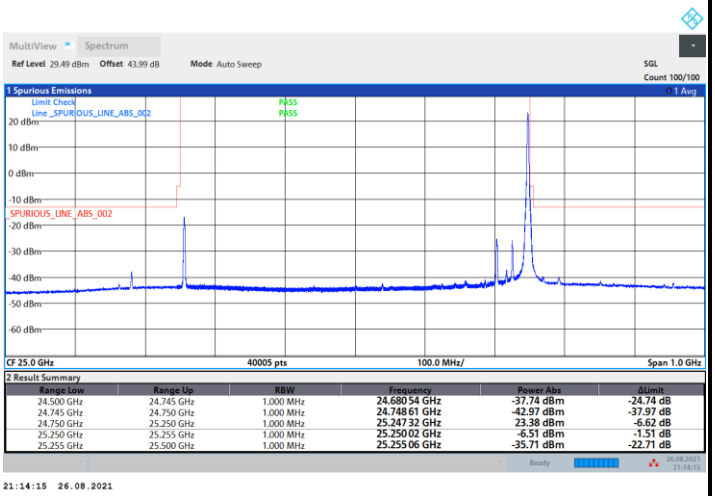

NR Band n258B / 50MHz / 16QAM

Lowest Band Edge / 1 RB

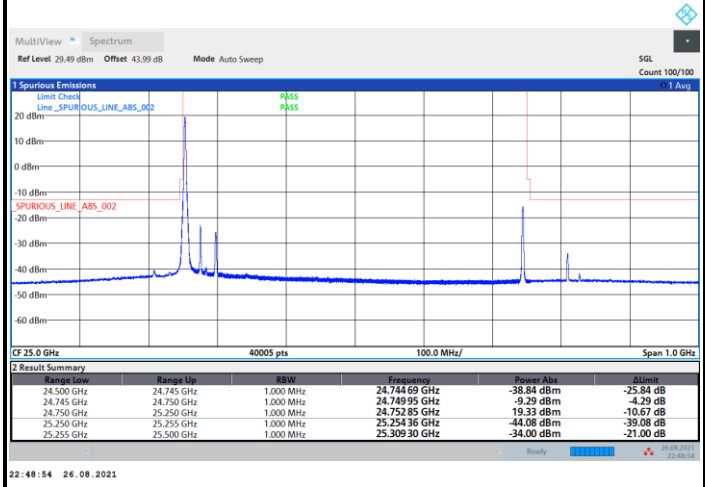

Highest Band Edge / 1 RB

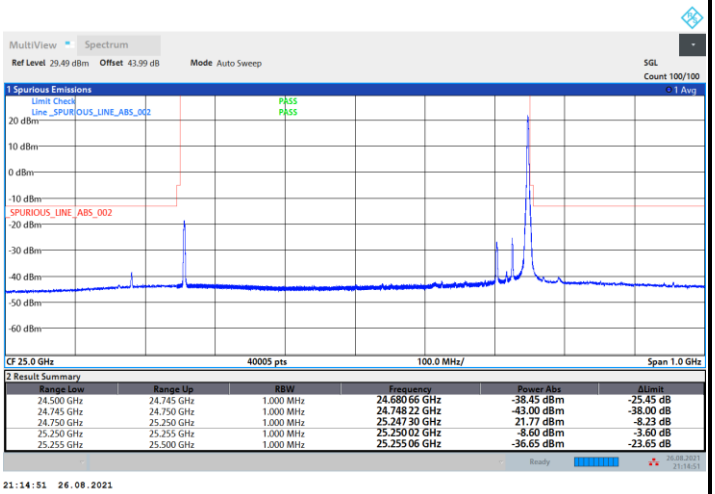

DFT-s-OFDM Module B

NR Band n258B / 50MHz / 64QAM

Lowest Band Edge / 1 RB

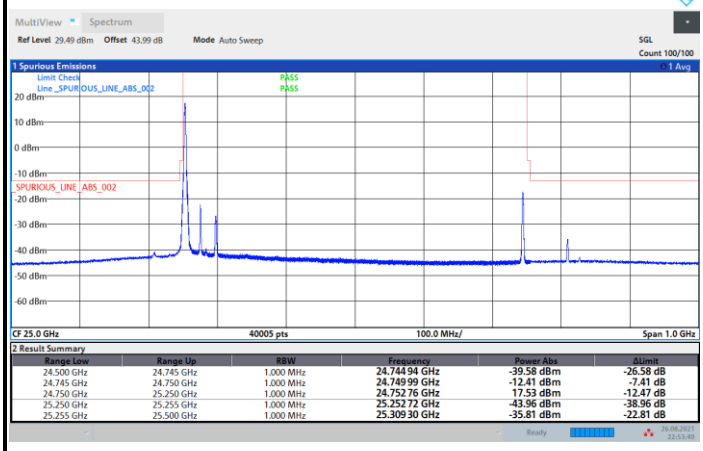

Highest Band Edge / 1 RB

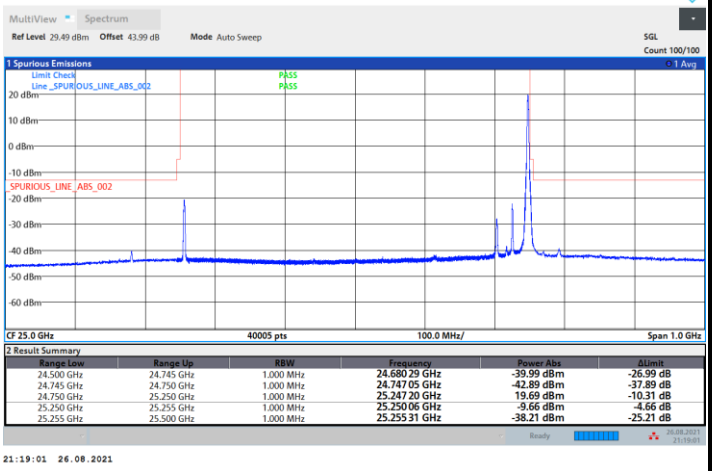

CP-OFDM Module B

NR Band n258B / 50MHz / QPSK

Lowest Band Edge / 1 RB

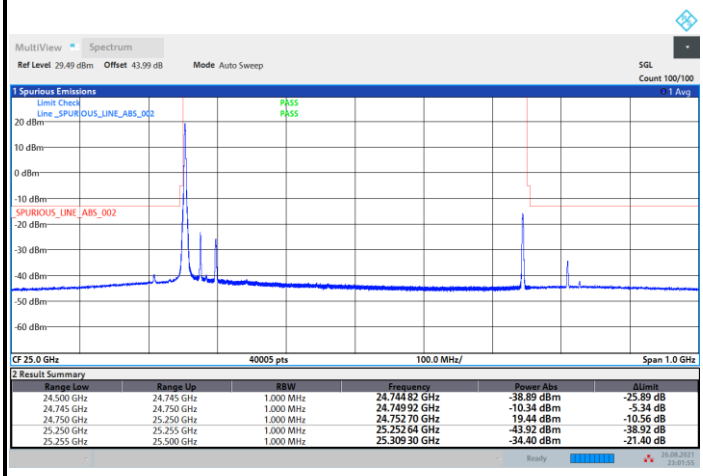

Highest Band Edge / 1 RB

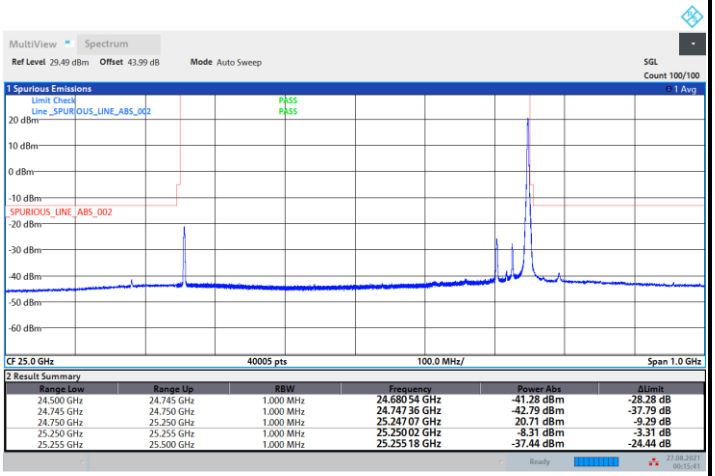

DFT-s-OFDM Module B

NR Band n258B / 50MHz / QPSK

Lowest Band Edge / Full RB

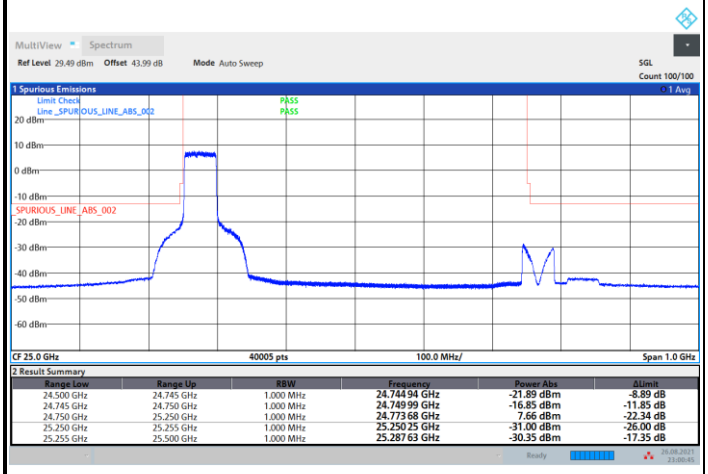

Highest Band Edge / Full RB

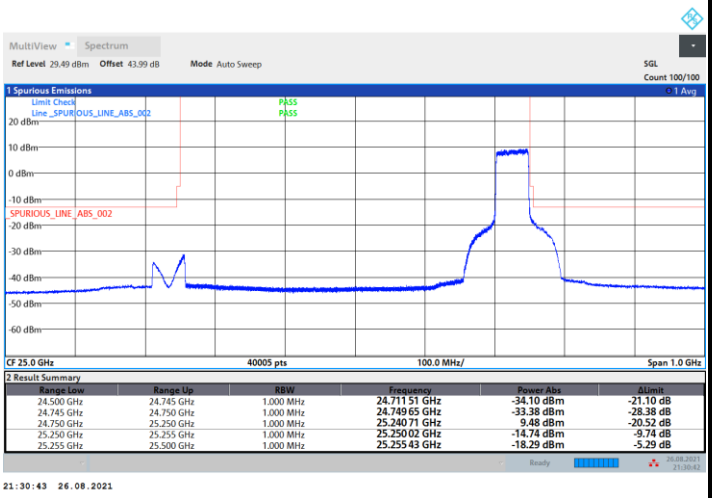

NR Band n258B / 50MHz / 16QAM

Lowest Band Edge / Full RB

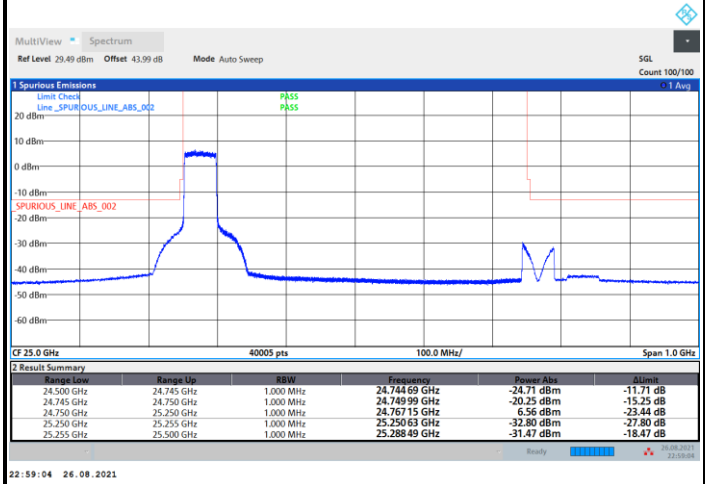

Highest Band Edge / Full RB

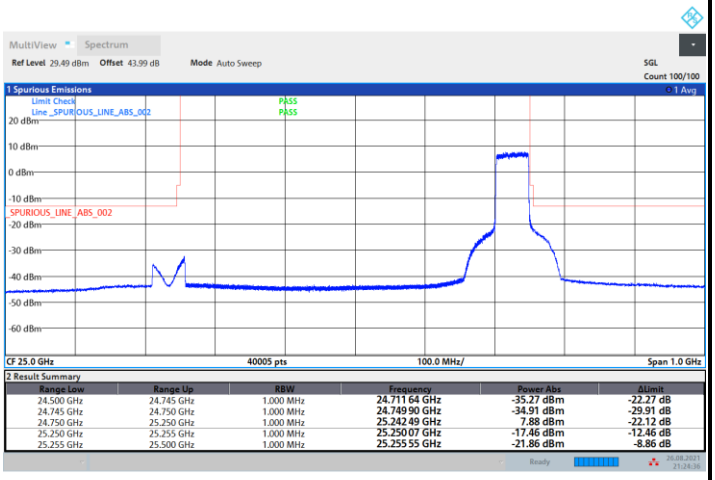

DFT-s-OFDM Module B

NR Band n258B / 50MHz / 64QAM	
Lowest Band Edge / Full RB	**Highest Band Edge / Full RB**
	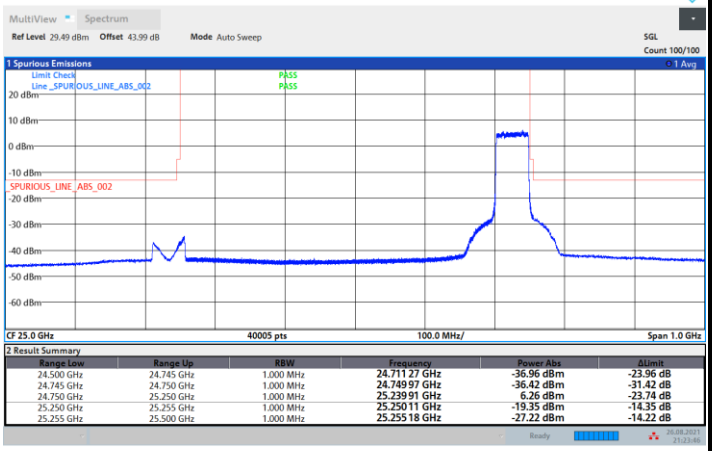

CP-OFDM Module B

NR Band n258B / 50MHz / QPSK	
Lowest Band Edge / Full RB	**Highest Band Edge / Full RB**
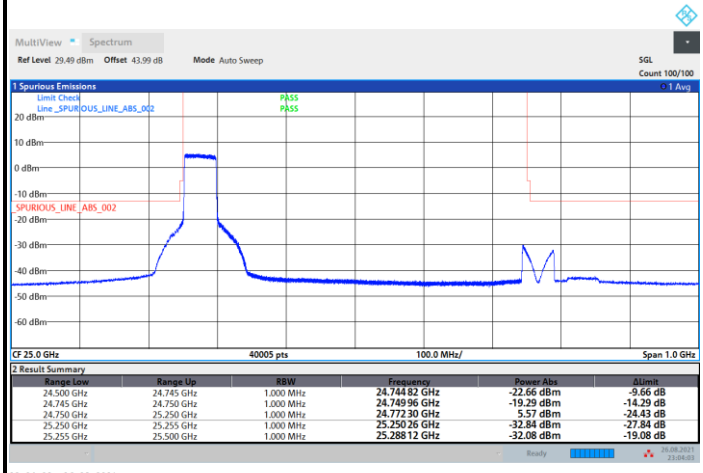	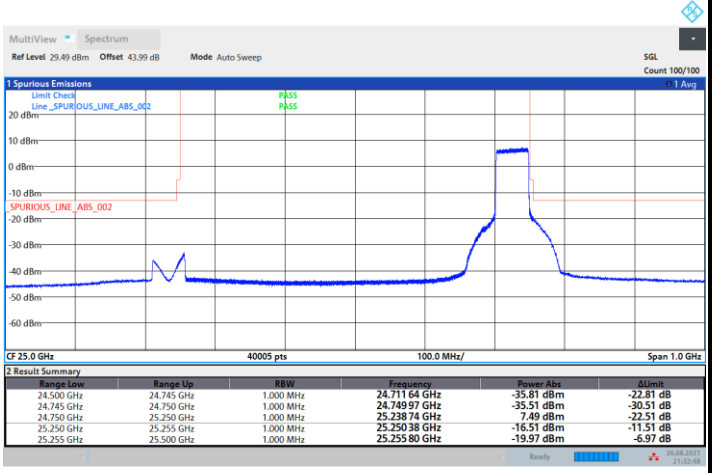

Spurious Emission

There is no significant spurious emission signal found for frequency started from 30MHz up to 18GHz.

NR Band n258B (30MHz-1GHz)

Horizontal

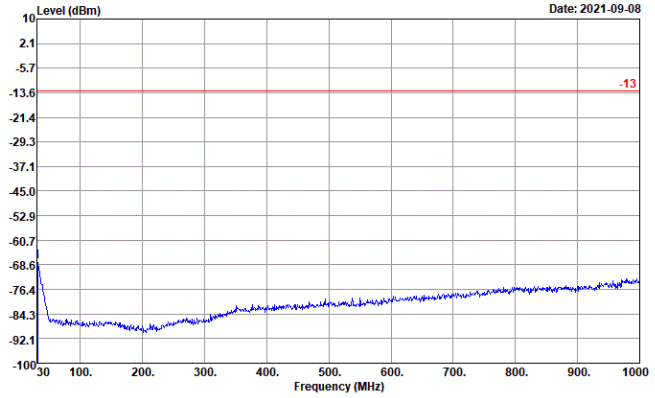

Site : 03CH19-HY
Condition : -13 ERP EIRP_20210305 HORIZONTAL

: n258b

	Freq	Level	Over Limit	Limit Line	Read Level	LISN Factor	Cable Loss	Preamp Factor	A/Pos	T/Pos	Remark
	MHz	dBm	dB	dBm	dBm	dB	dB	dB	cm	deg	
1	30.94	-67.53	-54.53	-13.00	-78.44	46.64	0.00	35.73	---	---	Peak

Vertical

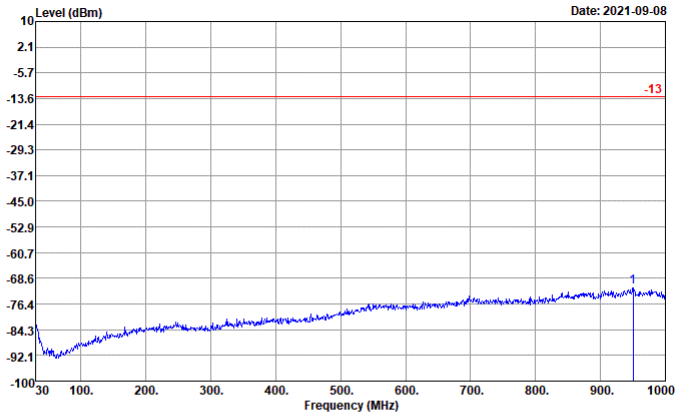

Site : 03CH19-HY
Condition : -13 ERP EIRP_20210305 VERTICAL

: n258b

	Freq	Level	Over Limit	Limit Line	Read Level	LISN Factor	Cable Loss	Preamp Factor	A/Pos	T/Pos	Remark
	MHz	dBm	dB	dBm	dBm	dB	dB	dB	cm	deg	
1	950.20	-71.22	-58.22	-13.00	-81.01	42.96	0.00	33.17	---	---	Peak

NR Band n258B (1GHz-18GHz)

Horizontal

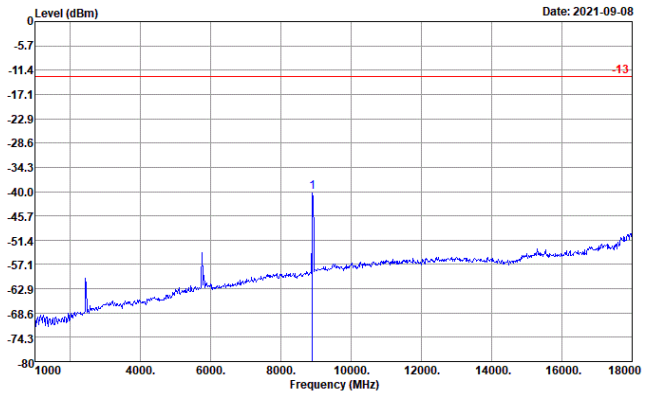

Site : 03CH19-HY
Condition : -13 ERP EIRP_20210305 HORIZONTAL
Project : 0D2942-04

	Freq	Level	Over Limit	Limit Line	Read Level	LISN Factor	Cable Loss	Preamp Factor	A/Pos	T/Pos	Remark
	MHz	dBm	dB	dBm	dBm	dB	dB	dB	cm	deg	
1	8905.00	-40.21	-27.21	-13.00	-65.85	66.46	0.00	40.82	---	---	Peak

Vertical

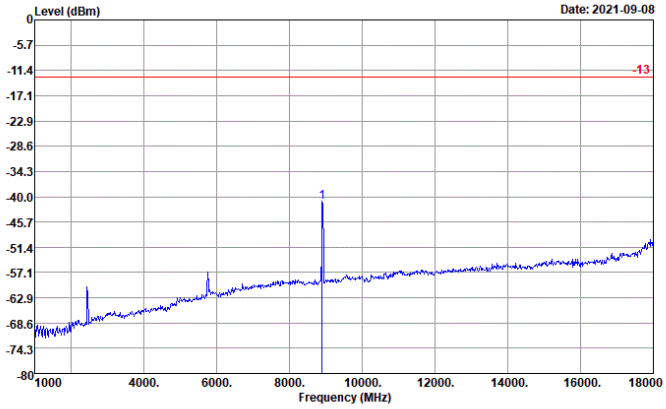

Site : 03CH19-HY
Condition : -13 ERP EIRP_20210305 VERTICAL

: n258b

	Freq	Level	Over Limit	Limit Line	Read Level	LISN Factor	Cable Loss	Preamp Factor	A/Pos	T/Pos	Remark
	MHz	dBm	dB	dBm	dBm	dB	dB	dB	cm	deg	
1	8905.00	-41.32	-28.32	-13.00	-66.42	65.92	0.00	40.82	---	---	Peak

Spurious emission between 18GHz to 40GHz worst case plot is reported as following.

DFT-s-OFDM Module B

NR Band n258B QPSK (18-40GHz)	
Lowest Channel / 50MHz	
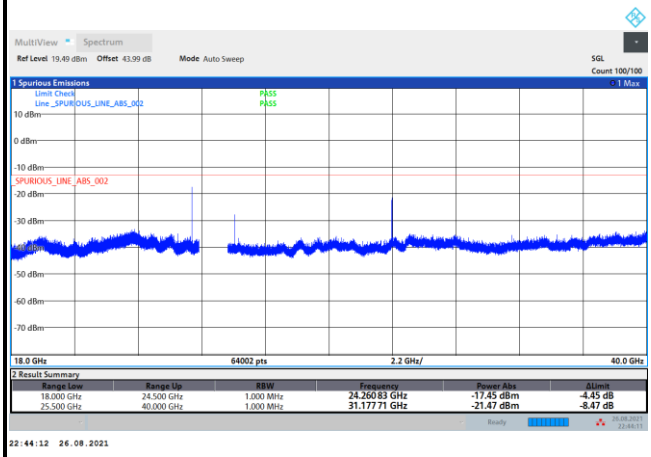	**intentionally blank**
Middle Channel / 50MHz	
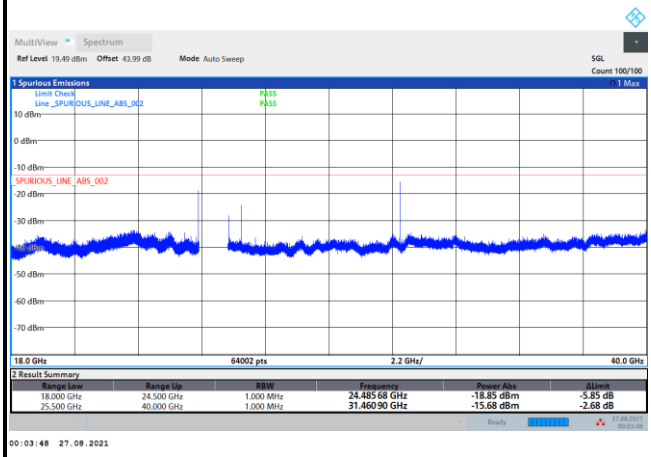	**intentionally blank**
Highest Channel / 50MHz	
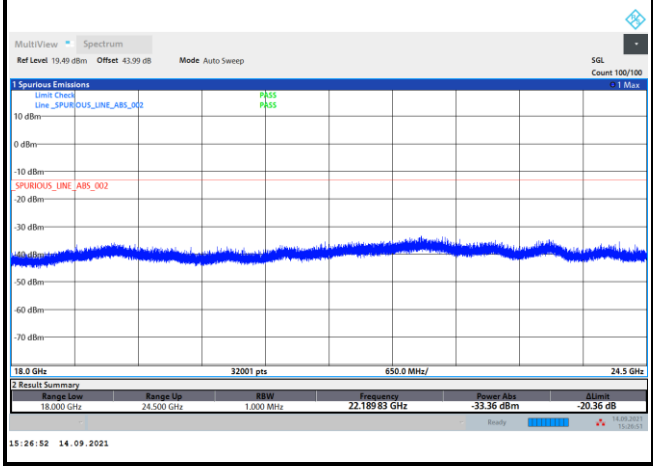	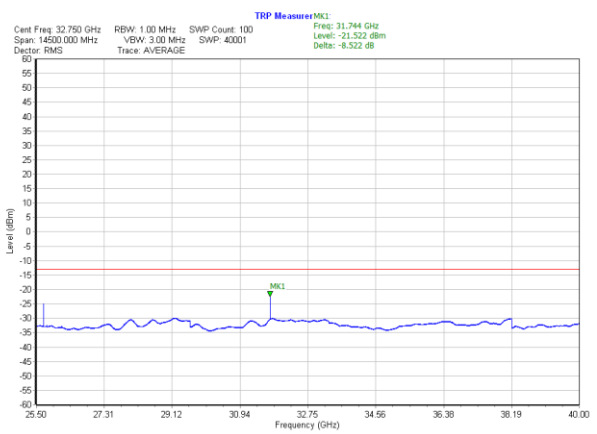

Remark: In band and out of band frequencies that has reported in previous results are omitted.

CP-OFDM Module B

NR Band n258B QPSK (18-40GHz)	
Lowest Channel / 50MHz	
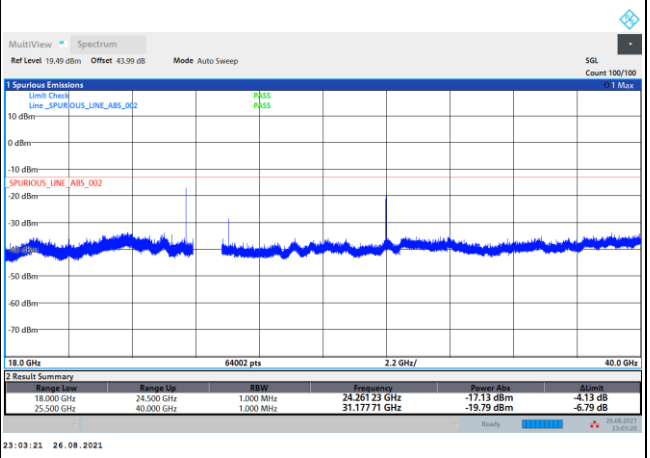	**intentionally blank**
Middle Channel / 50MHz	
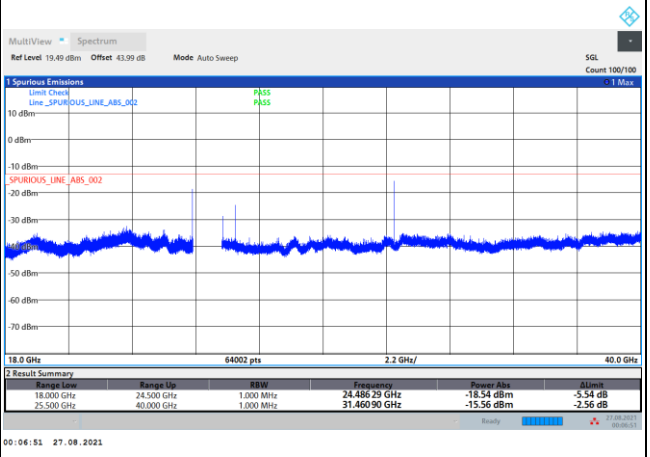	**intentionally blank**
Highest Channel / 50MHz	
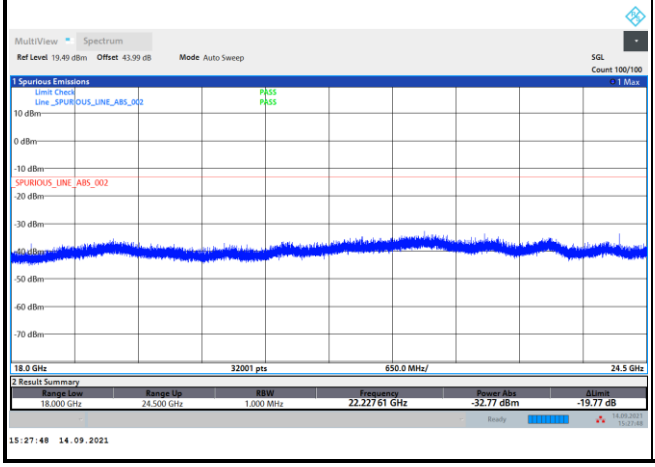	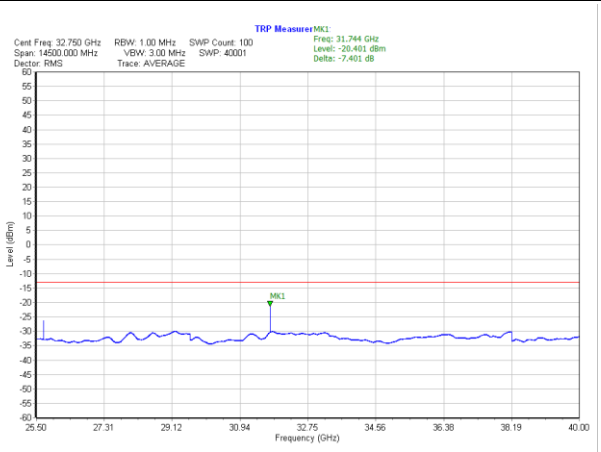

Remark: In band and out of band frequencies that has reported in previous results are omitted.

There is no significant spurious emission signal found for frequency started from 40GHz up to 100GHz.

NR Band n258B
(40GHz-60GHz)

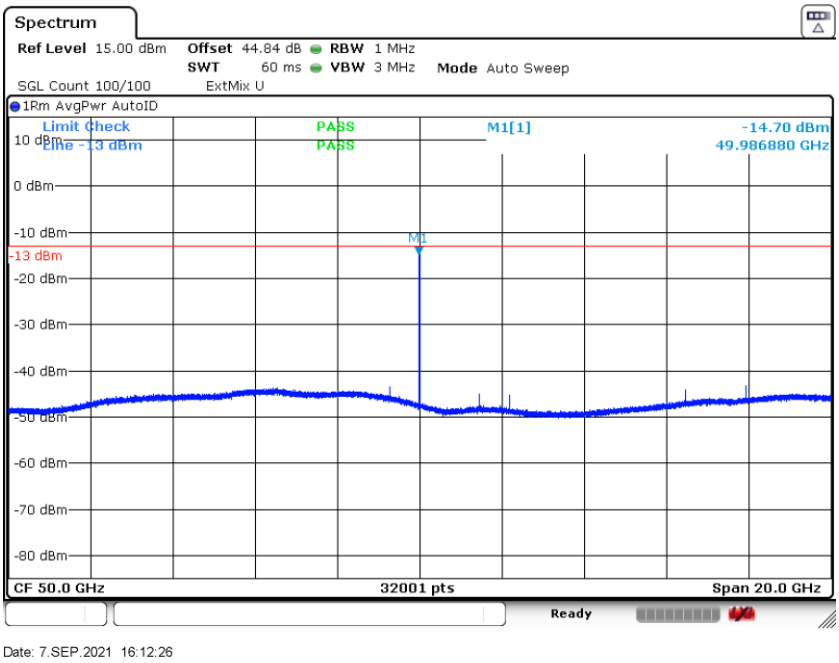

Note: Offset = Antenna Factor (dB/m) + Cable Loss (dB) + 107 + 20log (D) – 104.8

= 42.3 + 0.34 + 107 + 20log(1) – 104.8 = 44.84 (dB)

NR Band n258B
(60GHz-90GHz)

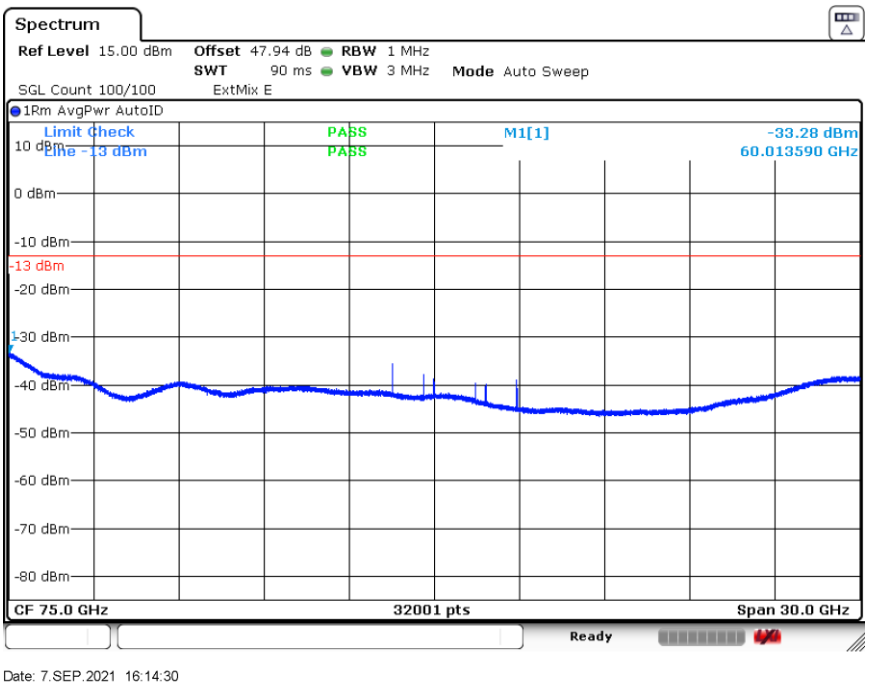

Note: Offset = Antenna Factor (dB/m) + Cable Loss (dB) + 107 + 20log (D) – 104.8

= 45.4 + 0.34 + 107 + 20log(1) – 104.8 = 47.94 (dB)

NR Band n258B
(90GHz-100GHz)

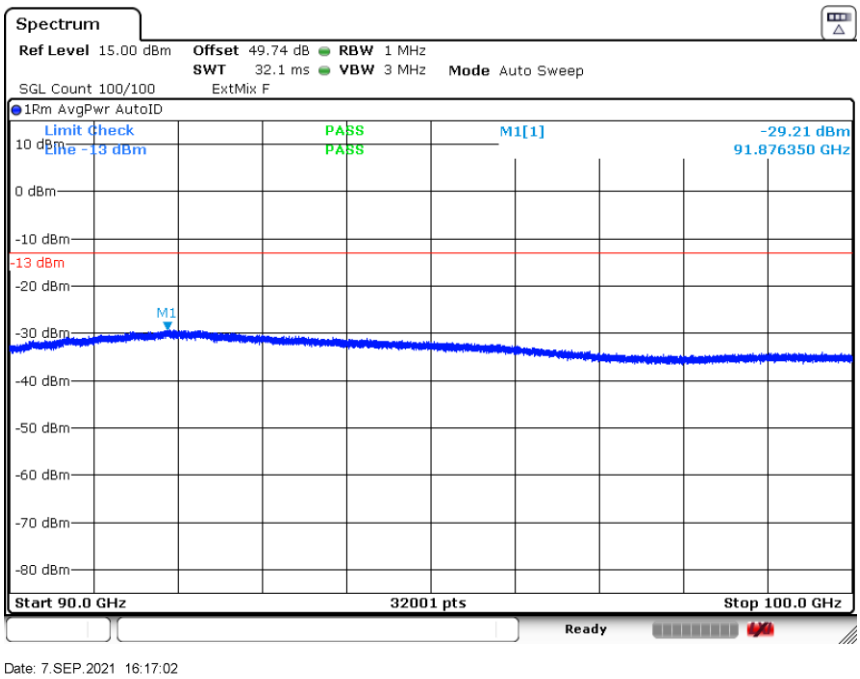

Note: Offset = Antenna Factor (dB/m) + Cable Loss (dB) + 107 + 20log (D) – 104.8

= 47.2 + 0.34 + 107 + 20log(1) – 104.8 = 49.74 (dB)

Frequency Stability

Test Conditions		NR Band n258B / Middle Channel			Limit
Temperature (°C)	Voltage (Volt)	CW tone			Note 2.
		Frequency (GHz)	Deviation (kHz)	Deviation (ppm)	Result
50	Normal Voltage	25.001033	-0.300	0.012	Pass
40	Normal Voltage	25.001033	-0.300	0.012	
30	Normal Voltage	25.001033	-0.300	0.012	
20(Ref.)	Normal Voltage	25.0010327	0.000	0.000	
10	Normal Voltage	25.001033	-0.300	0.012	
0	Normal Voltage	25.001033	-0.300	0.012	
-10	Normal Voltage	25.001033	-0.300	0.012	
-20	Normal Voltage	25.001033	-0.300	0.012	
-30	Normal Voltage	25.001033	-0.300	0.012	
20	Maximum Voltage	25.0010327	0.000	0.000	
20	Normal Voltage	25.0010327	0.000	0.000	
20	Battery End Point	25.0010327	0.000	0.000	

Note:

1. Normal Voltage =3.85 V.；Battery End Point (BEP) =3.60 V.；Maximum Voltage =4.45 V.
2. The frequency fundamental emissions stay within the authorized frequency block.

NR Band n260 Module A Beam H

Occupied Bandwidth

Mode	DFT-s-OFDM Module A NR Band n260 : 99%OBW(MHz)		
BW	50MHz		
Mod.	QPSK	16QAM	64QAM
Lowest CH	46.10	46.24	46.03
Middle CH	46.03	46.15	46.13
Highest CH	46.07	46.19	46.33

Mode	CP-OFDM Module A NR Band n260 : 99%OBW(MHz)
BW	50MHz
Mod.	QPSK
Lowest CH	46.23
Middle CH	45.98
Highest CH	46.58

DFT-s-OFDM Module A

NR Band n260

Lowest Channel / 50MHz / QPSK

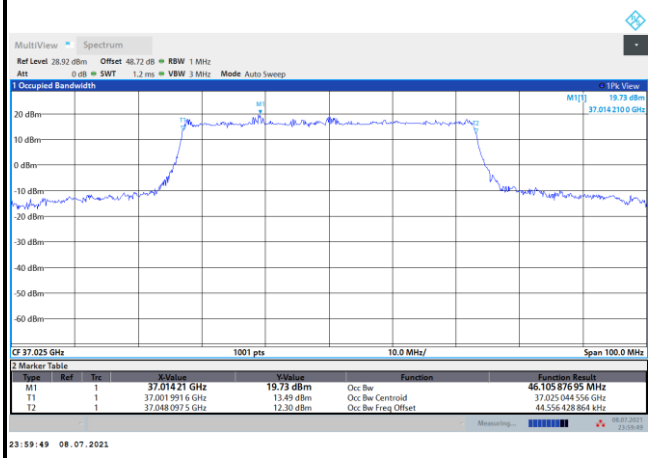

Lowest Channel / 50MHz / 16QAM

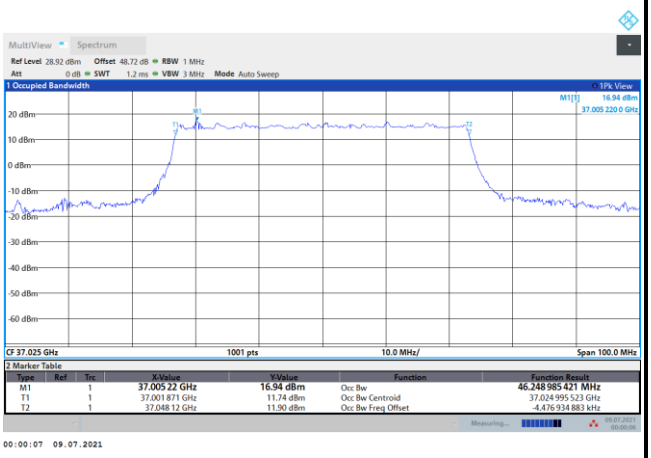

Middle Channel / 50MHz / QPSK

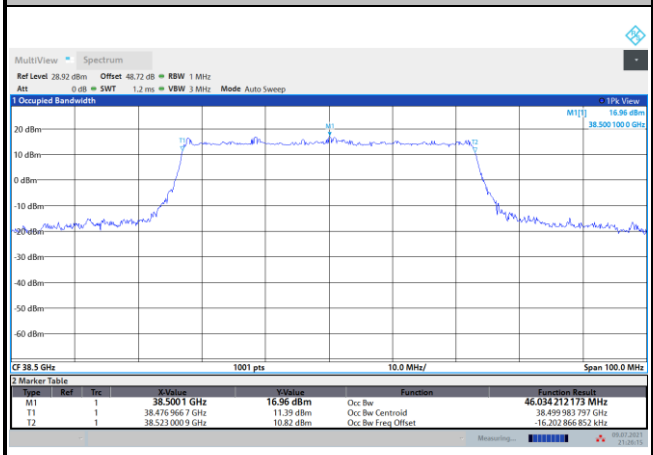

Middle Channel / 50MHz / 16QAM

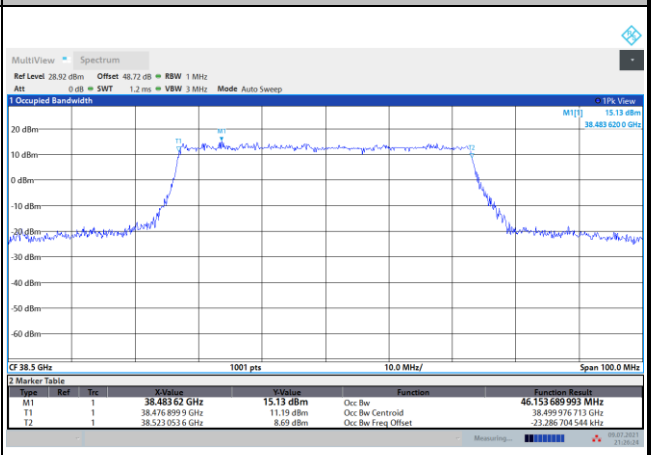

Highest Channel / 50MHz / QPSK

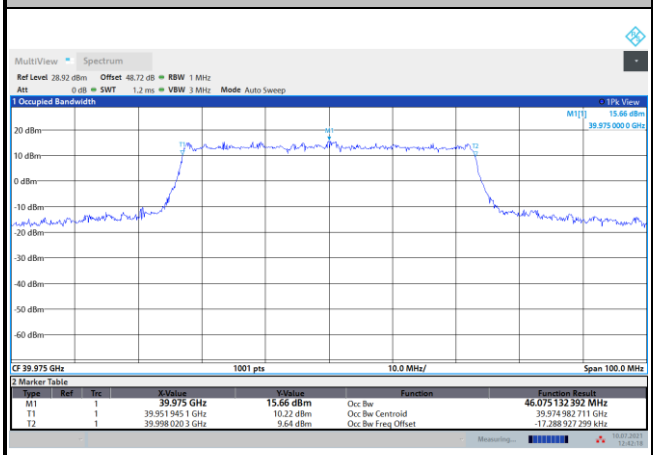

Highest Channel / 50MHz / 16QAM

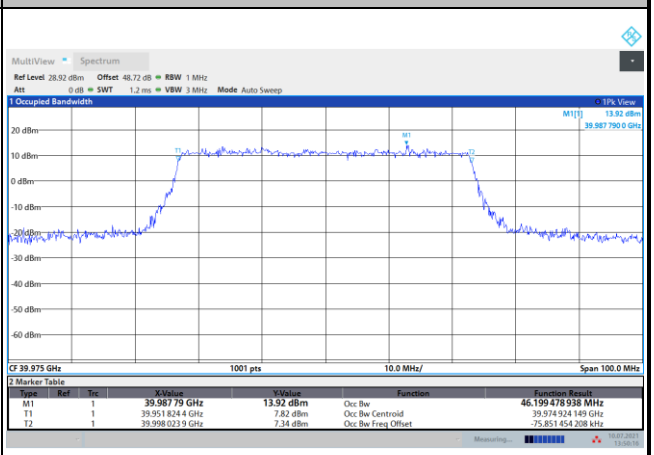

DFT-s-OFDM Module A

NR Band n260	
Lowest Channel / 50MHz / 64QAM	
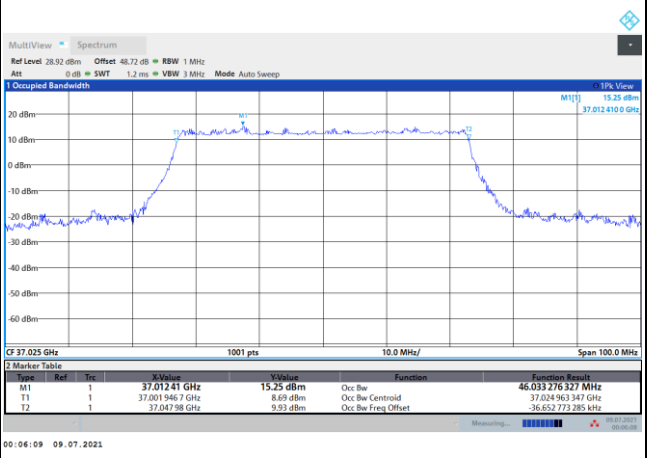	**intentionally blank**
Middle Channel / 50MHz / 64QAM	
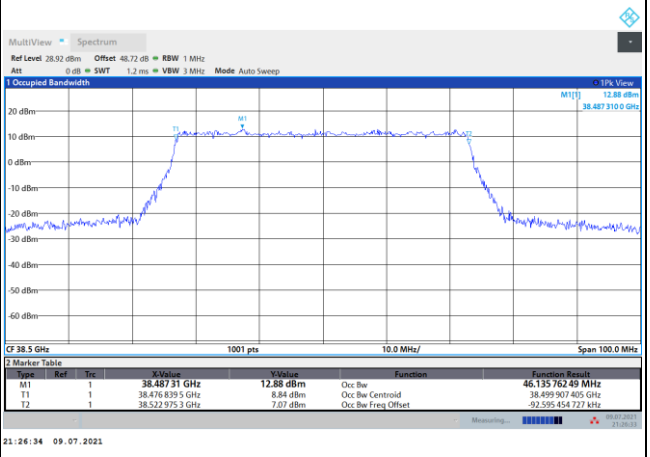	**intentionally blank**
Highest Channel / 50MHz / 64QAM	
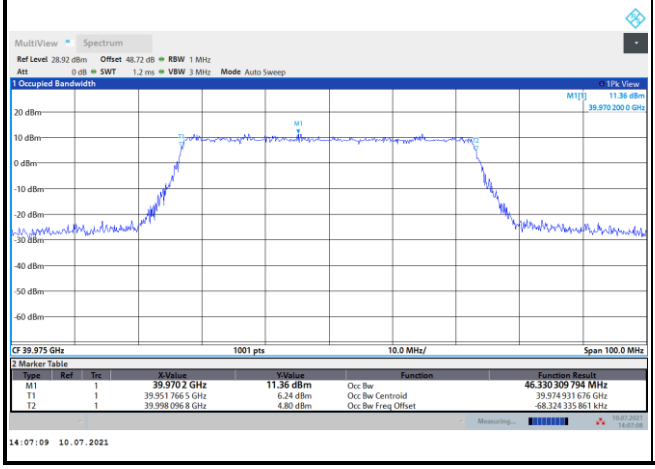	**intentionally blank**

CP-OFDM Module A

NR Band n260	
Lowest Channel / 50MHz / QPSK	
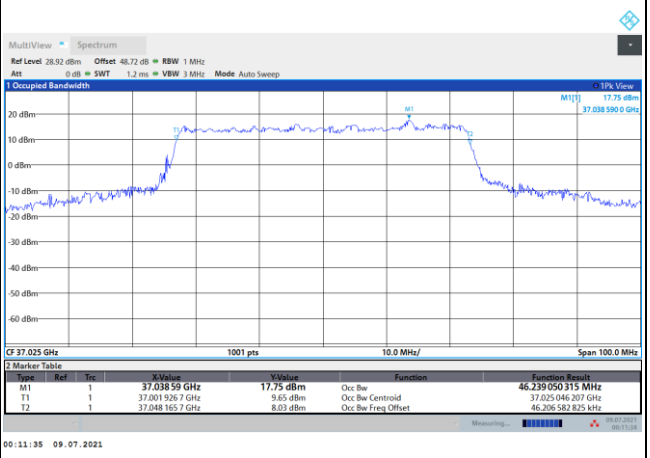	intentionally blank
Middle Channel / 50MHz / QPSK	
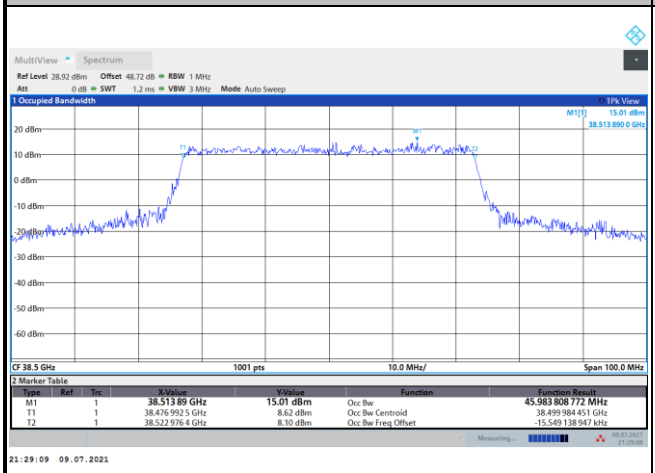	intentionally blank
Highest Channel / 50MHz / QPSK	
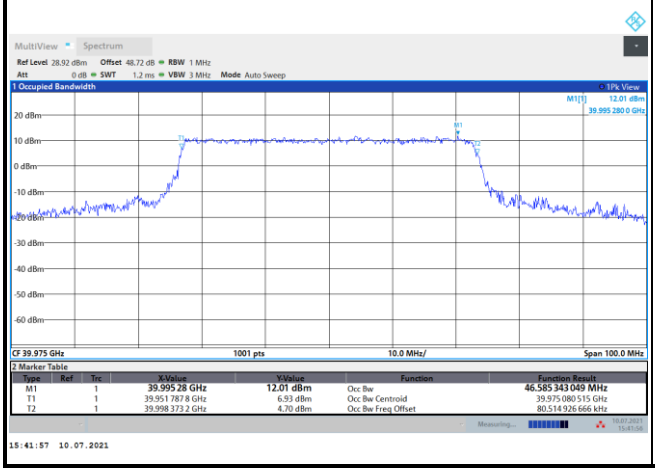	intentionally blank

Radiated Out of Band Emissions

Mode			DFT-s-OFDM Module A NR Band n260 : BE (dBm) 1 RB		
BW			50MHz		
Limit (dBm)			QPSK	16QAM	64QAM
Low CH	0~10%OB	≦-5	-30.83	-30.80	-8.96
	>10%OB	≦-13	-26.96	-26.33	-20.63
HighCH	0~10%OB	≦-5	-9.58	-10.95	-13.17
	>10%OB	≦-13	-18.48	-21.84	-24.62
Result			Compliance		

Mode			CP-OFDM Module A NR Band n260 : BE (dBm) 1 RB
BW			50MHz
Limit (dBm)			QPSK
Low CH	0~10%OB	≦-5	-7.32
	>10%OB	≦-13	-19.10
High CH	0~10%OB	≦-5	-10.57
	>10%OB	≦-13	-22.03
Result			Compliance

Mode			DFT-s-OFDM Module A NR Band n260 : BE (dBm) Full RB		
BW			50MHz		
Limit (dBm)			QPSK	16QAM	64QAM
Low CH	0~10%OB	≦-5	-15.26	-17.44	-19.34
	>10%OB	≦-13	-20.25	-24.00	-29.56
HighCH	0~10%OB	≦-5	-16.78	-19.78	-21.75
	>10%OB	≦-13	-21.32	-27.00	-32.87
Result			Compliance		

Mode			CP-OFDM Module A NR Band n260 : BE (dBm) Full RB
BW			50MHz
Limit (dBm)			QPSK
Low CH	0~10%OB	≦-5	-16.79
	>10%OB	≦-13	-21.09
High CH	0~10%OB	≦-5	-19.88
	>10%OB	≦-13	-23.69
Result			Compliance

DFT-s-OFDM Module A

NR Band n260 / 50MHz / QPSK

Lowest Band Edge / 1 RB

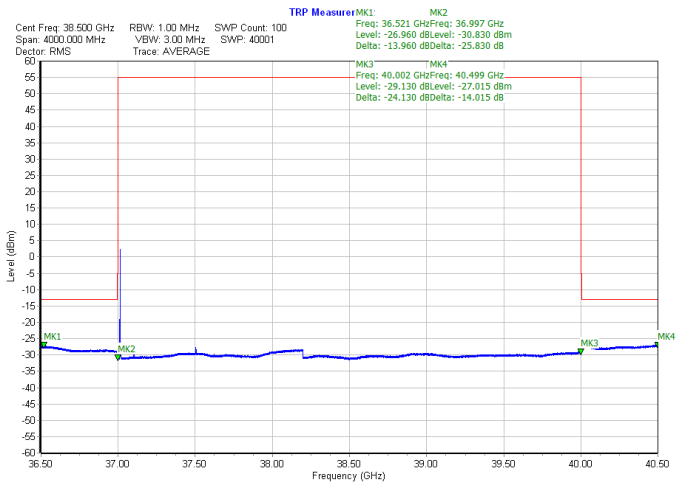

Highest Band Edge / 1 RB

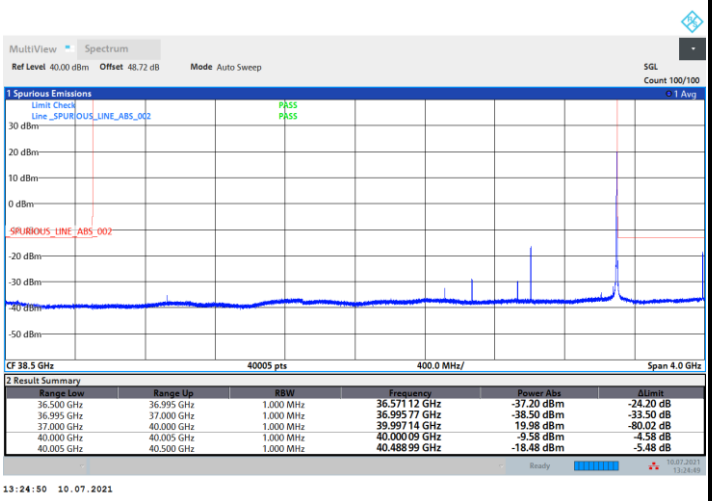

NR Band n260 / 50MHz / 16QAM

Lowest Band Edge / 1 RB

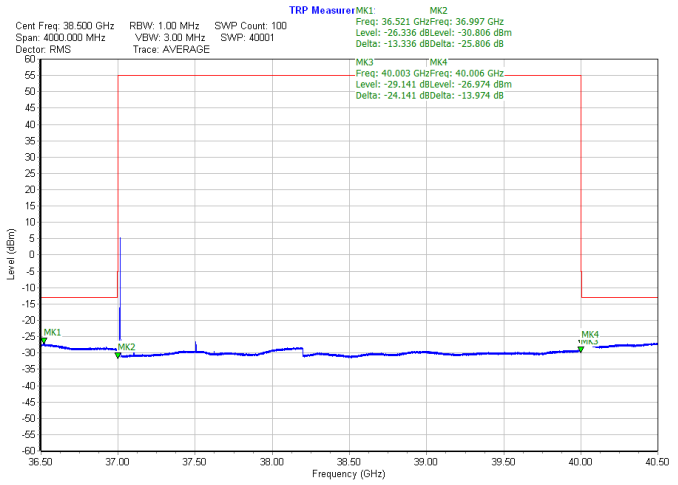

Highest Band Edge / 1 RB

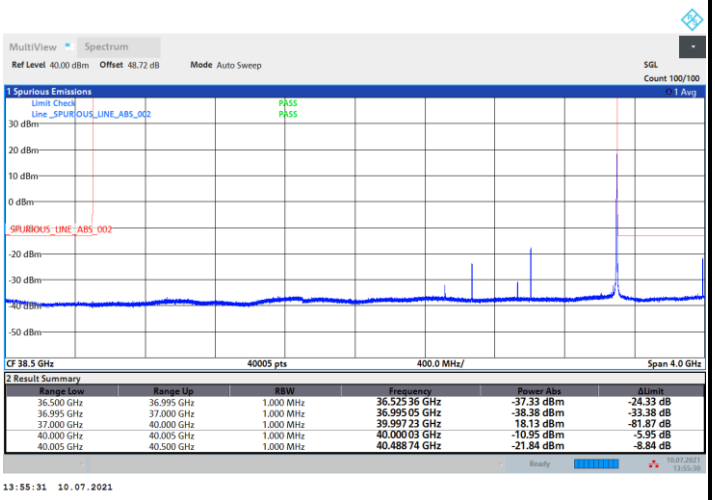

DFT-s-OFDM Module A

NR Band n260 / 50MHz / 64QAM	
Lowest Band Edge / 1 RB	**Highest Band Edge / 1 RB**
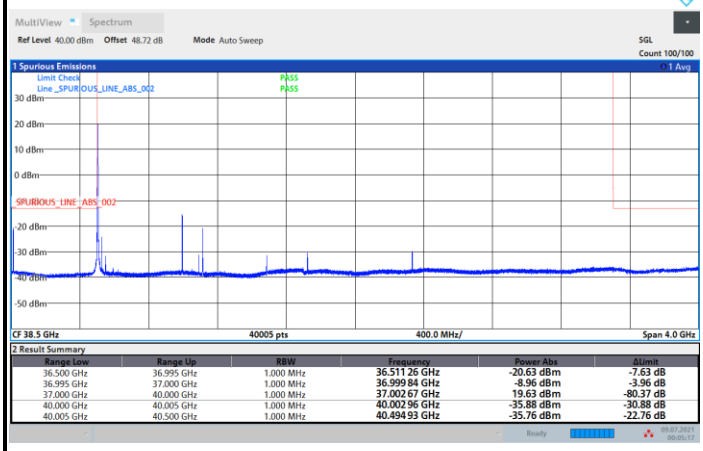	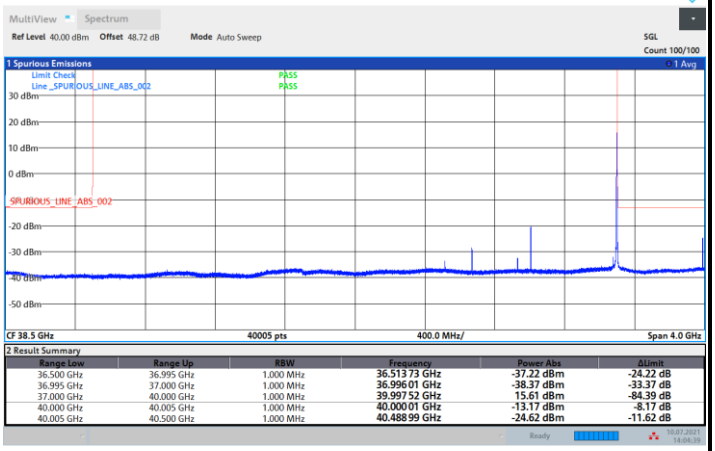

CP-OFDM Module A

NR Band n260 / 50MHz / QPSK	
Lowest Band Edge / 1 RB	**Highest Band Edge / 1 RB**
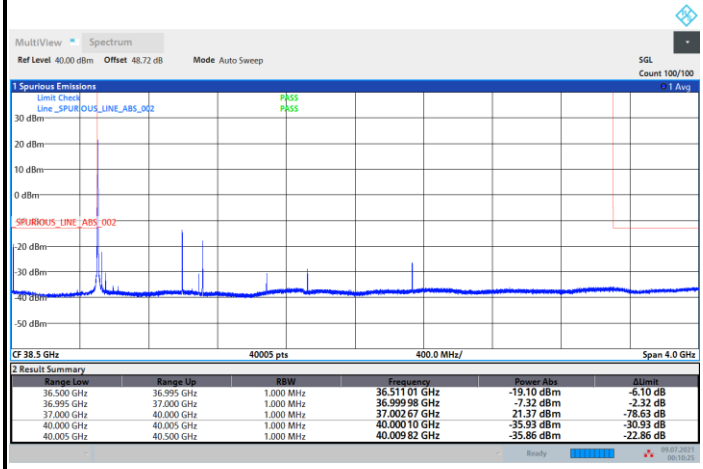	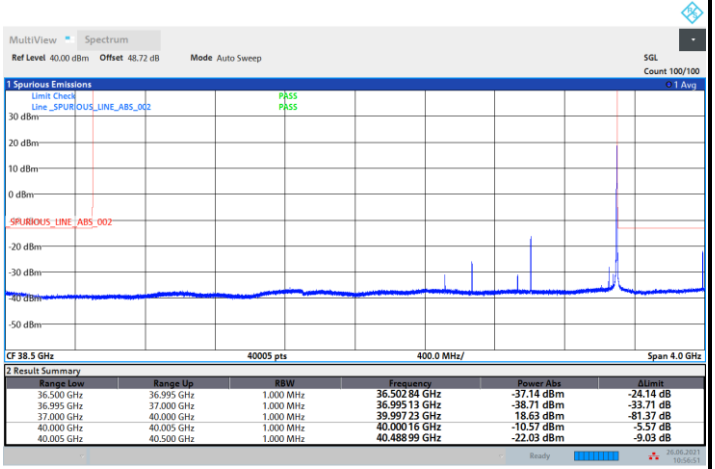

DFT-s-OFDM Module A

NR Band n260 / 50MHz / QPSK

Lowest Band Edge / Full RB

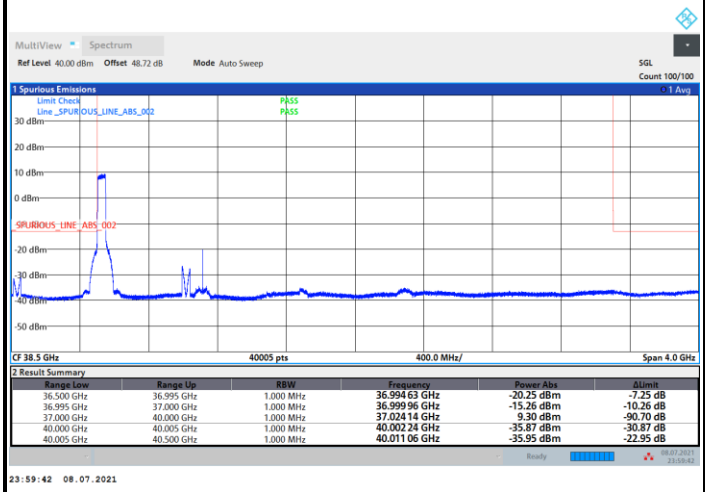

Highest Band Edge / Full RB

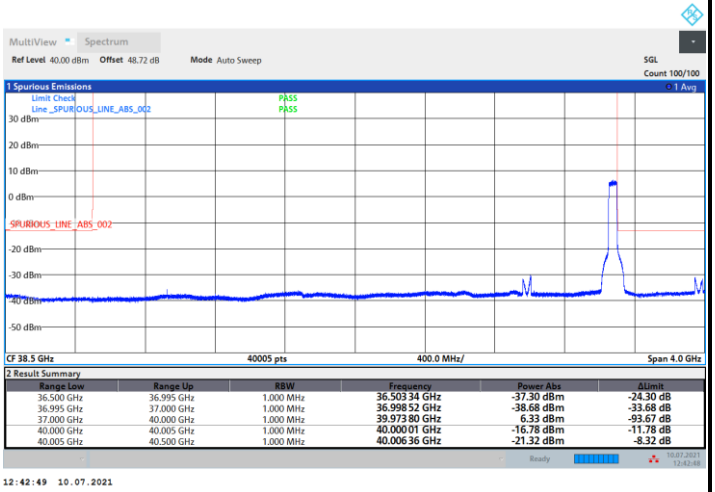

NR Band n260 / 50MHz / 16QAM

Lowest Band Edge / Full RB

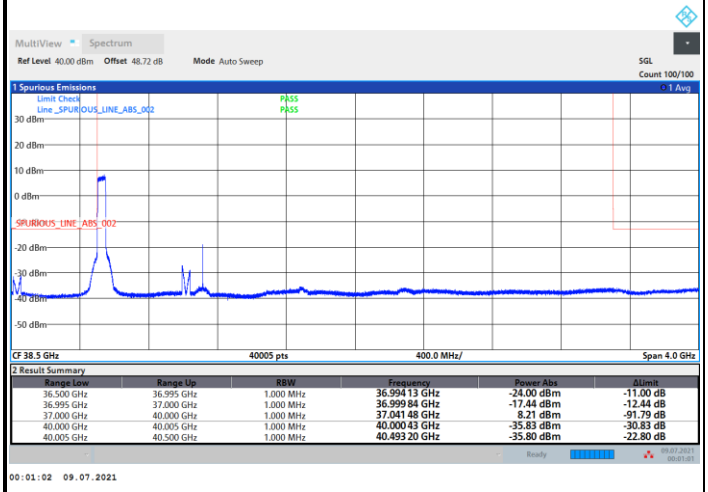

Highest Band Edge / Full RB

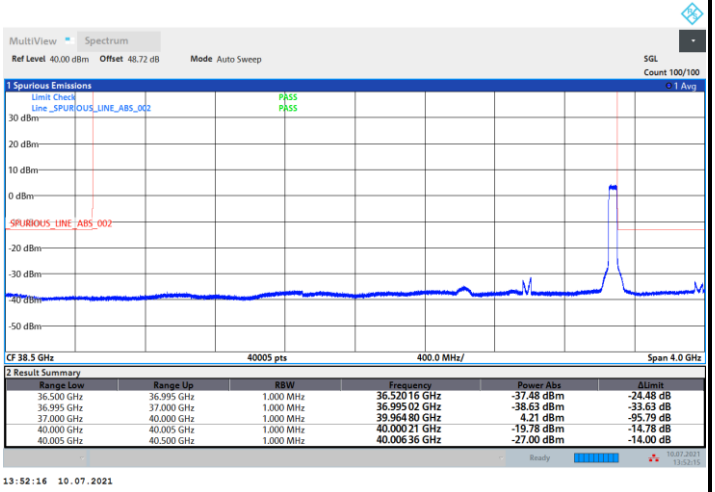

DFT-s-OFDM Module A

NR Band n260 / 50MHz / 64QAM	
Lowest Band Edge / Full RB	**Highest Band Edge / Full RB**
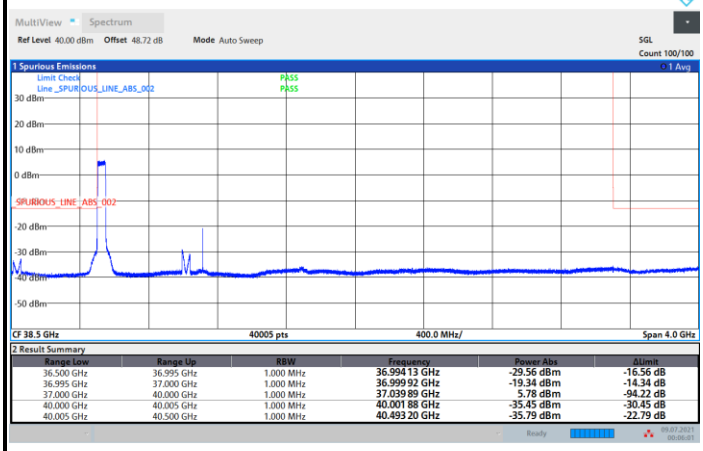	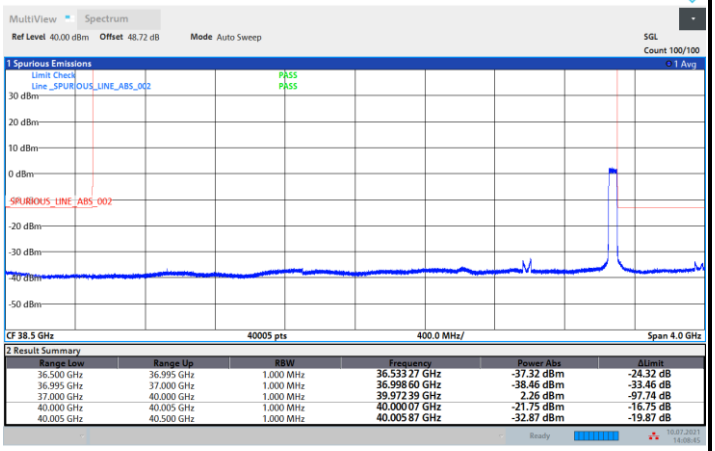

CP-OFDM Module A

NR Band n260 / 50MHz / QPSK	
Lowest Band Edge / Full RB	**Highest Band Edge / Full RB**
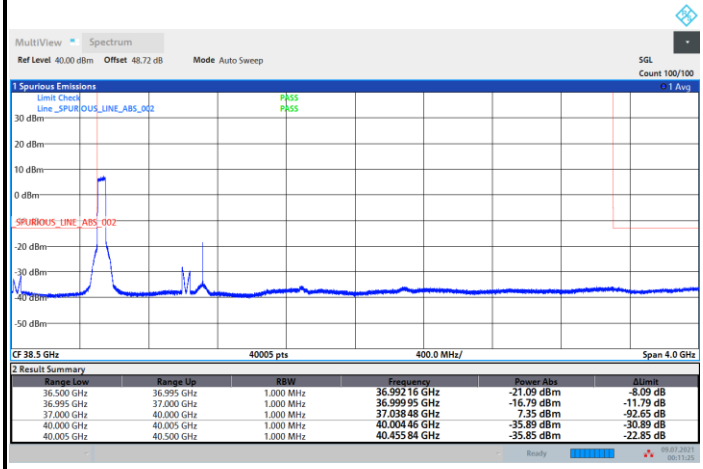	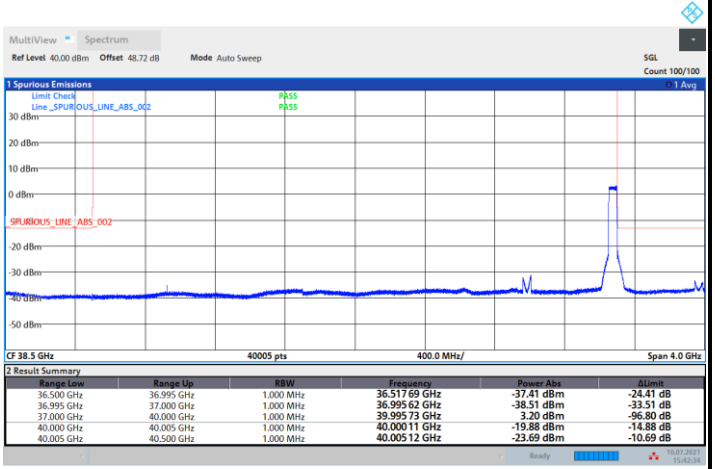

Spurious Emission

Spurious emission between 18GHz to 40GHz worst case plot is reported as following.

DFT-s-OFDM Module A

NR Band n260 QPSK (18-40GHz)	
Lowest Channel / 50MHz	
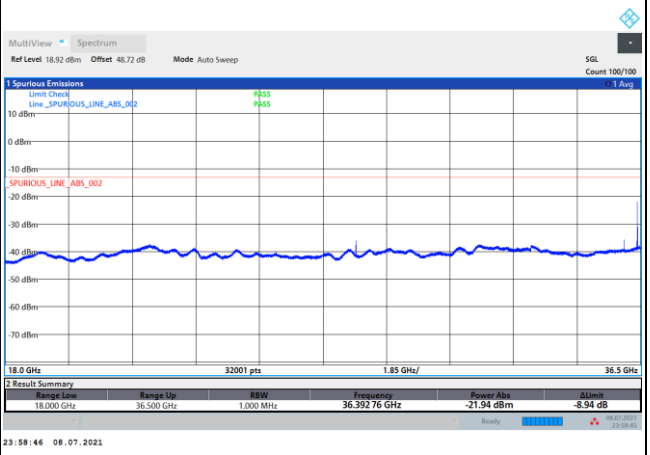	**intentionally blank**
Middle Channel / 50MHz	
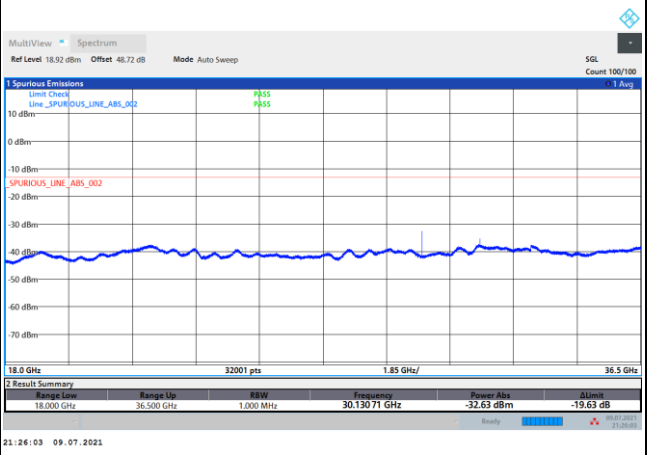	**intentionally blank**
Highest Channel / 50MHz	
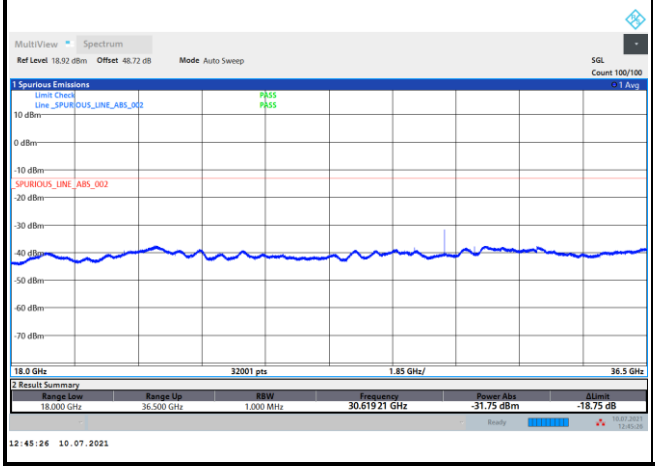	**intentionally blank**

Remark: In band and out of band frequencies that has reported in previous results are omitted.

CP-OFDM Module A

NR Band n260 QPSK (18-40GHz)	
Lowest Channel / 50MHz	
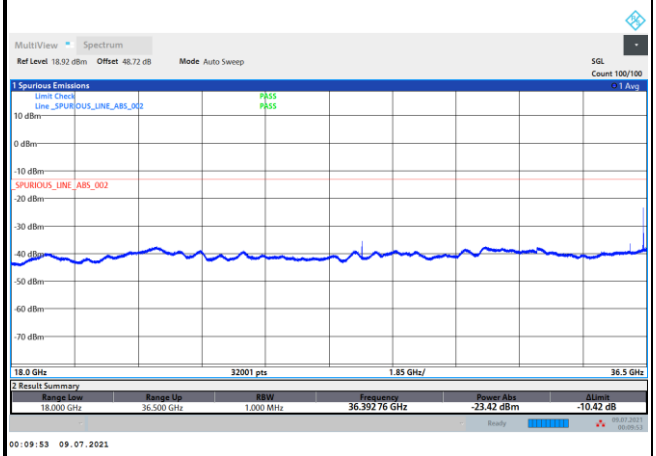	**intentionally blank**
Middle Channel / 50MHz	
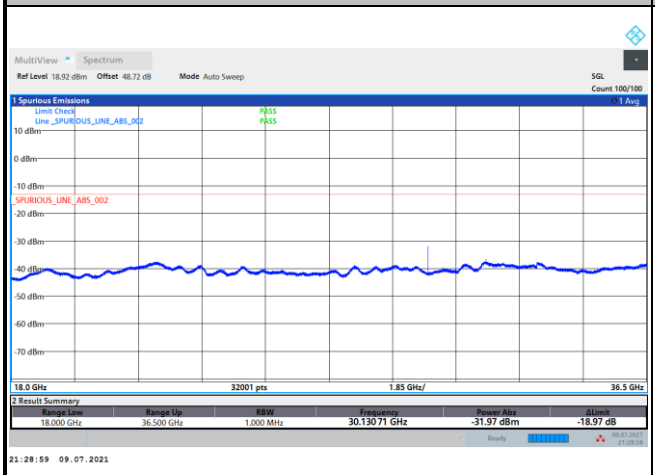	**intentionally blank**
Highest Channel / 50MHz	
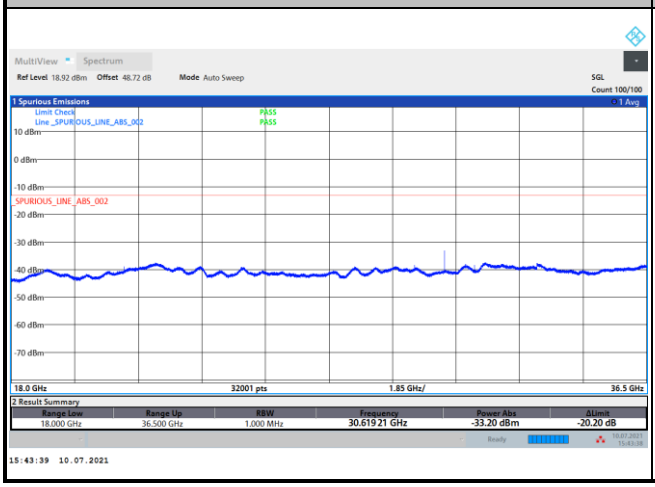	**intentionally blank**

Remark: In band and out of band frequencies that has reported in previous results are omitted.

NR Band n260 Module A Beam V

Occupied Bandwidth

Mode	DFT-s-OFDM Module A NR Band n260 : 99%OBW(MHz)		
BW	50MHz		
Mod.	QPSK	16QAM	64QAM
Lowest CH	46.27	46.37	46.03
Middle CH	45.98	46.31	46.00
Highest CH	45.98	46.25	45.99

Mode	CP-OFDM Module A NR Band n260 : 99%OBW(MHz)
BW	50MHz
Mod.	QPSK
Lowest CH	46.41
Middle CH	46.00
Highest CH	46.17

DFT-s-OFDM Module A

NR Band n260

Lowest Channel / 50MHz / QPSK

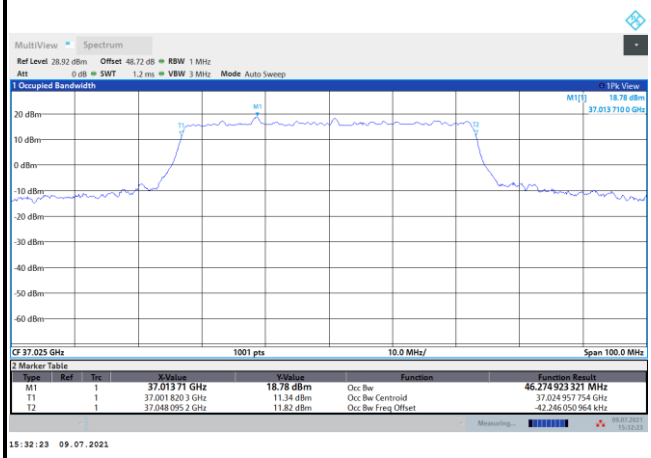

Lowest Channel / 50MHz / 16QAM

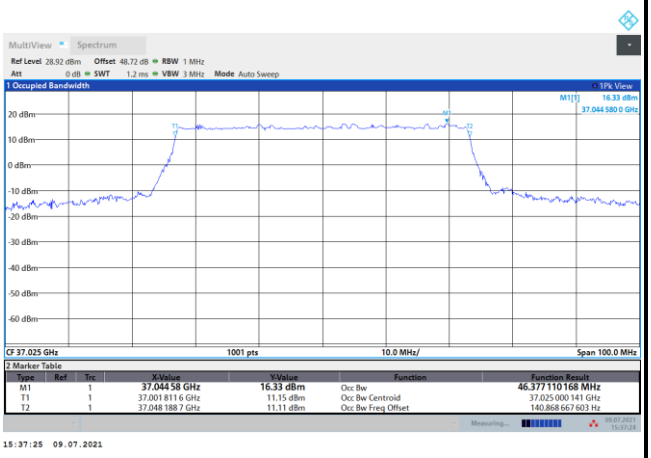

Middle Channel / 50MHz / QPSK

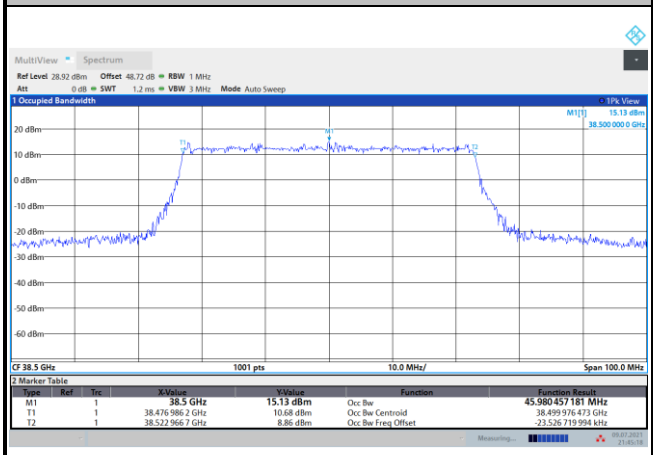

Middle Channel / 50MHz / 16QAM

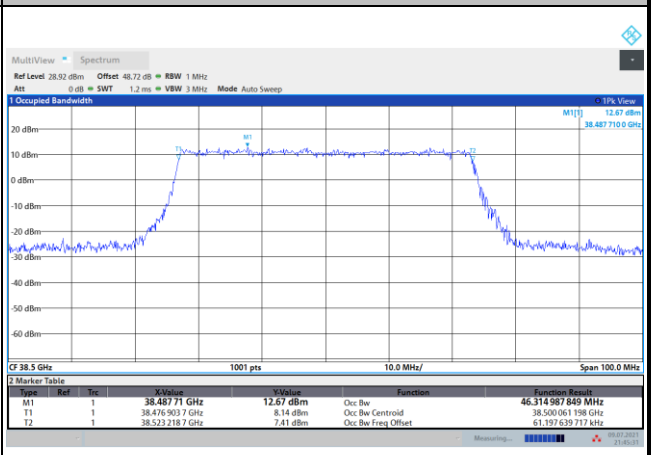

Highest Channel / 50MHz / QPSK

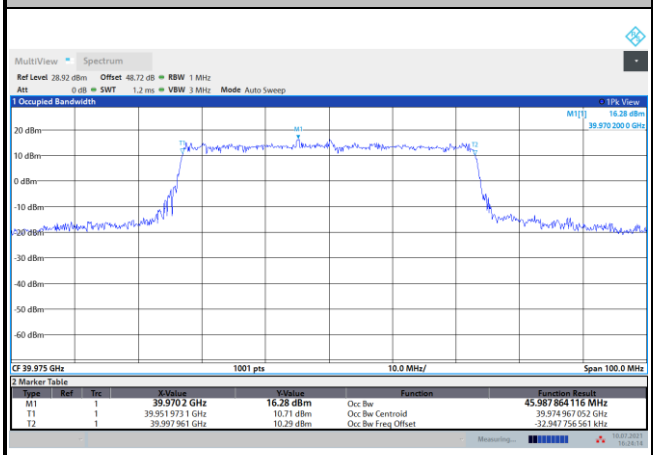

Highest Channel / 50MHz / 16QAM

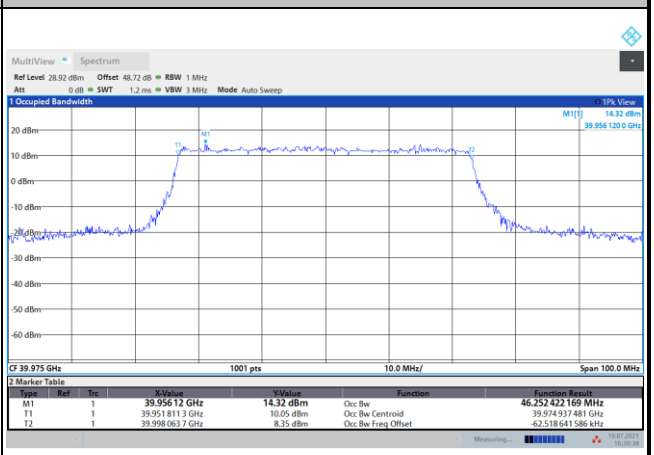

DFT-s-OFDM Module A

NR Band n260	
Lowest Channel / 50MHz / 64QAM	
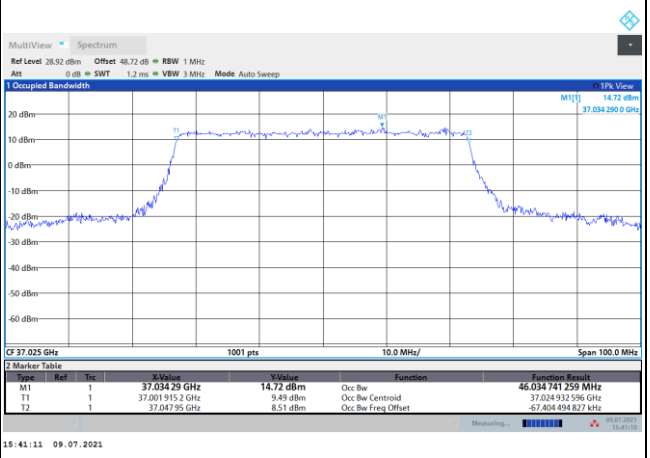	**intentionally blank**
Middle Channel / 50MHz / 64QAM	
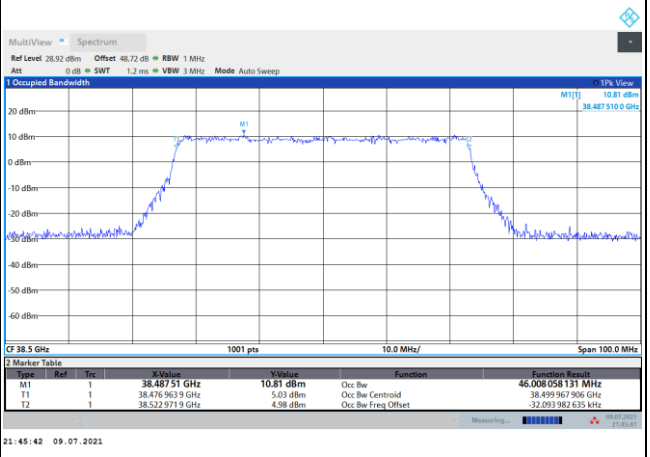	**intentionally blank**
Highest Channel / 50MHz / 64QAM	
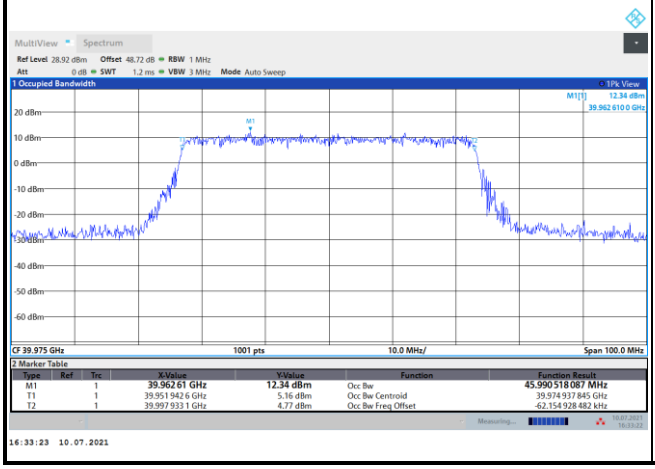	**intentionally blank**

CP-OFDM Module A

NR Band n260	
Lowest Channel / 50MHz / QPSK	
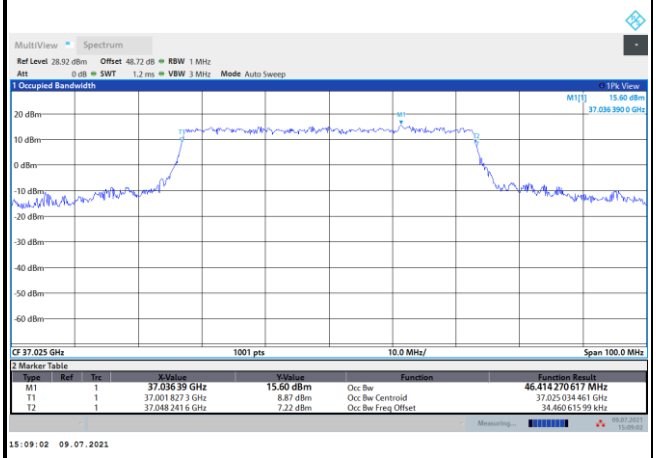	**intentionally blank**
Middle Channel / 50MHz / QPSK	
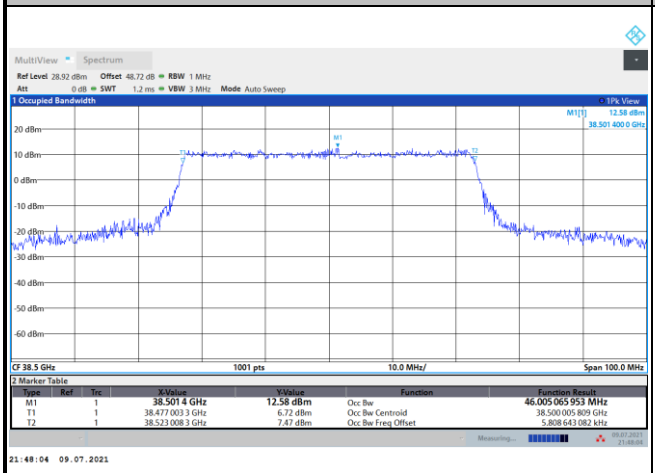	**intentionally blank**
Highest Channel / 50MHz / QPSK	
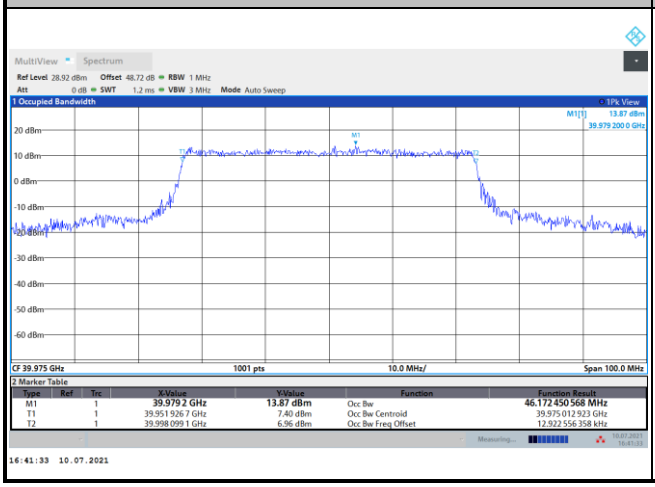	**intentionally blank**

Radiated Out of Band Emissions

Mode			DFT-s-OFDM Module A NR Band n260 : BE (dBm) 1 RB		
BW			50MHz		
Limit (dBm)			QPSK	16QAM	64QAM
Low CH	0~10%OB	≦-5	-5.30	-15.55	-9.11
	>10%OB	≦-13	-17.09	-21.55	-20.59
HighCH	0~10%OB	≦-5	-9.26	-11.12	-11.56
	>10%OB	≦-13	-19.90	-22.26	-23.42
Result			Compliance		

Mode			CP-OFDM Module A NR Band n260 : BE (dBm) 1 RB
BW			50MHz
Limit (dBm)			QPSK
Low CH	0~10%OB	≦-5	-7.16
	>10%OB	≦-13	-19.23
High CH	0~10%OB	≦-5	-11.12
	>10%OB	≦-13	-21.91
Result			Compliance

Mode			DFT-s-OFDM Module A NR Band n260 : BE (dBm) Full RB		
BW			50MHz		
Limit (dBm)			QPSK	16QAM	64QAM
Low CH	0~10%OB	≦-5	-13.12	-15.46	-20.06
	>10%OB	≦-13	-18.18	-21.82	-28.76
HighCH	0~10%OB	≦-5	-19.17	-19.23	-22.08
	>10%OB	≦-13	-23.06	-26.59	-32.90
Result			Compliance		

Mode			CP-OFDM Module A NR Band n260 : BE (dBm) Full RB
BW			50MHz
Limit (dBm)			QPSK
Low CH	0~10%OB	≦-5	-15.16
	>10%OB	≦-13	-19.20
High CH	0~10%OB	≦-5	-18.45
	>10%OB	≦-13	-22.39
Result			Compliance

DFT-s-OFDM Module A

NR Band n260 / 50MHz / QPSK

Lowest Band Edge / 1 RB

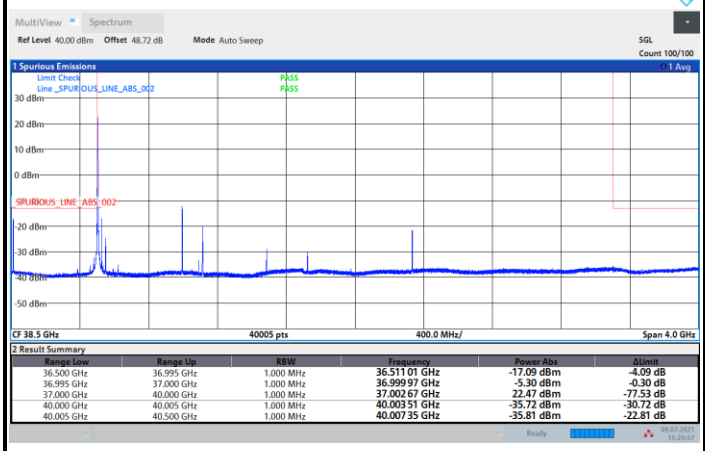

Highest Band Edge / 1 RB

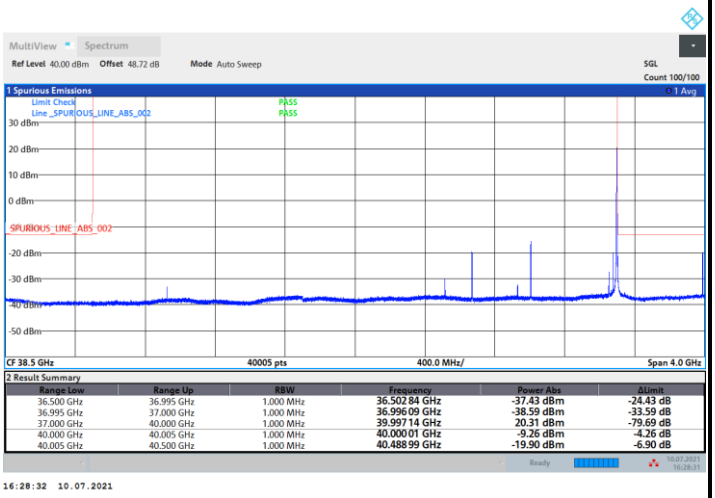

NR Band n260 / 50MHz / 16QAM

Lowest Band Edge / 1 RB

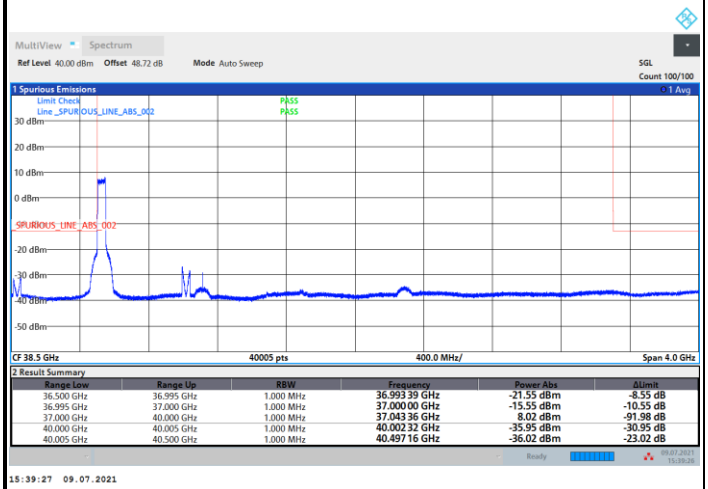

Highest Band Edge / 1 RB

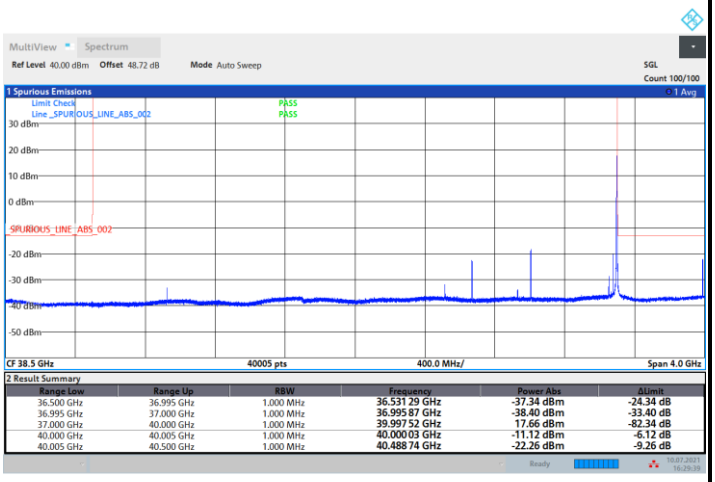

DFT-s-OFDM Module A

NR Band n260 / 50MHz / 64QAM	
Lowest Band Edge / 1 RB	**Highest Band Edge / 1 RB**
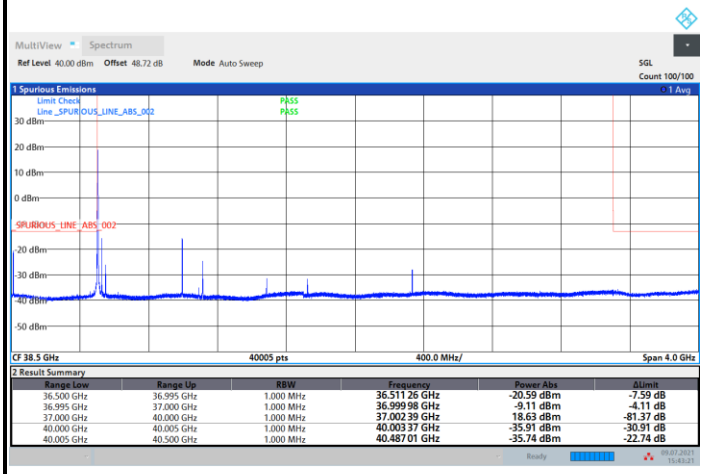	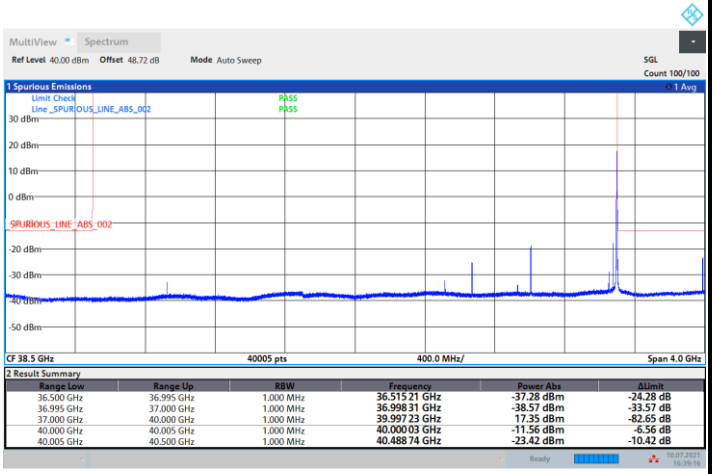

Range Low	Range Up	RBW	Frequency	Power Abs	ΔLimit
36.500 GHz	36.995 GHz	1.000 MHz	36.511 26 GHz	-20.59 dBm	-7.59 dB
36.995 GHz	37.000 GHz	1.000 MHz	36.999 98 GHz	-9.11 dBm	-4.11 dB
37.000 GHz	40.000 GHz	1.000 MHz	37.002 39 GHz	18.63 dBm	-81.37 dB
40.000 GHz	40.005 GHz	1.000 MHz	40.003 37 GHz	-35.91 dBm	-30.91 dB
40.005 GHz	40.500 GHz	1.000 MHz	40.487 01 GHz	-35.74 dBm	-22.74 dB

Range Low	Range Up	RBW	Frequency	Power Abs	ΔLimit
36.500 GHz	36.995 GHz	1.000 MHz	36.515 21 GHz	-37.28 dBm	-24.28 dB
36.995 GHz	37.000 GHz	1.000 MHz	36.998 31 GHz	-38.57 dBm	-33.57 dB
37.000 GHz	40.000 GHz	1.000 MHz	39.997 23 GHz	17.35 dBm	-82.65 dB
40.000 GHz	40.005 GHz	1.000 MHz	40.000 03 GHz	-11.56 dBm	-6.56 dB
40.005 GHz	40.500 GHz	1.000 MHz	40.488 74 GHz	-23.42 dBm	-10.42 dB

CP-OFDM Module A

NR Band n260 / 50MHz / QPSK	
Lowest Band Edge / 1 RB	**Highest Band Edge / 1 RB**
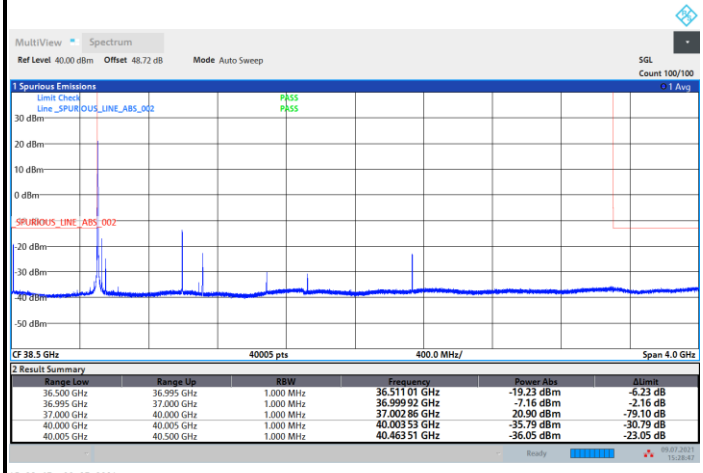	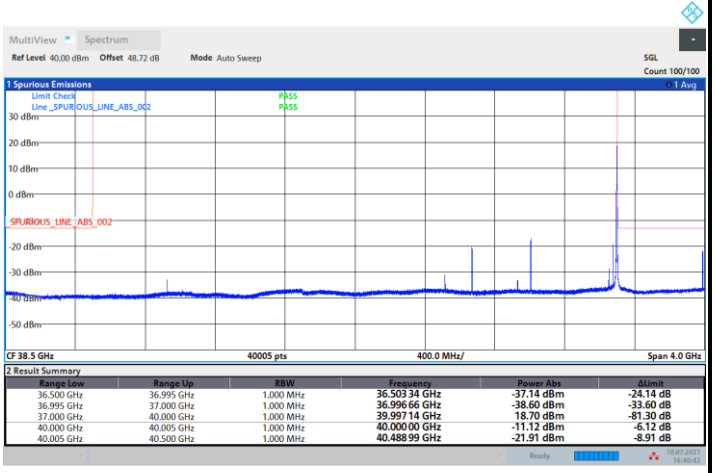

Range Low	Range Up	RBW	Frequency	Power Abs	ΔLimit
36.500 GHz	36.995 GHz	1.000 MHz	36.511 01 GHz	-19.23 dBm	-6.23 dB
36.995 GHz	37.000 GHz	1.000 MHz	36.999 92 GHz	-7.16 dBm	-2.16 dB
37.000 GHz	40.000 GHz	1.000 MHz	37.002 86 GHz	20.90 dBm	-79.10 dB
40.000 GHz	40.005 GHz	1.000 MHz	40.003 53 GHz	-35.79 dBm	-30.79 dB
40.005 GHz	40.500 GHz	1.000 MHz	40.463 51 GHz	-36.05 dBm	-23.05 dB

Range Low	Range Up	RBW	Frequency	Power Abs	ΔLimit
36.500 GHz	36.995 GHz	1.000 MHz	36.503 34 GHz	-37.14 dBm	-24.14 dB
36.995 GHz	37.000 GHz	1.000 MHz	36.996 66 GHz	-38.60 dBm	-33.60 dB
37.000 GHz	40.000 GHz	1.000 MHz	39.997 14 GHz	18.70 dBm	-81.30 dB
40.000 GHz	40.005 GHz	1.000 MHz	40.000 00 GHz	-11.12 dBm	-6.12 dB
40.005 GHz	40.500 GHz	1.000 MHz	40.488 99 GHz	-21.91 dBm	-8.91 dB