DFT-s-OFDM Module A

NR Band n260 / 50MHz / QPSK

Lowest Band Edge / Full RB

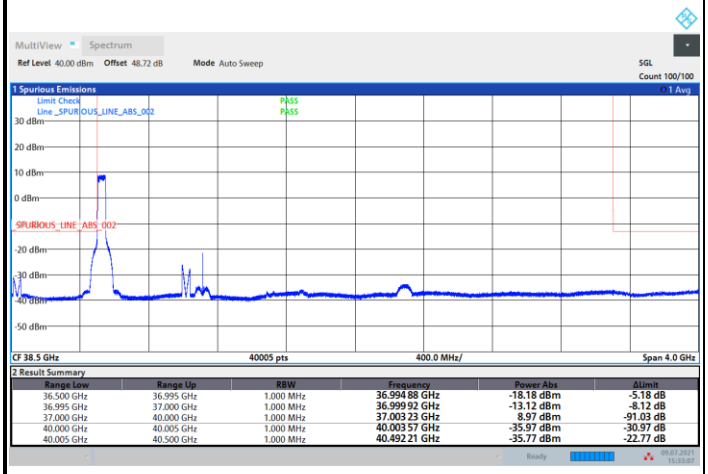

15:33:08 09.07.2021

Highest Band Edge / Full RB

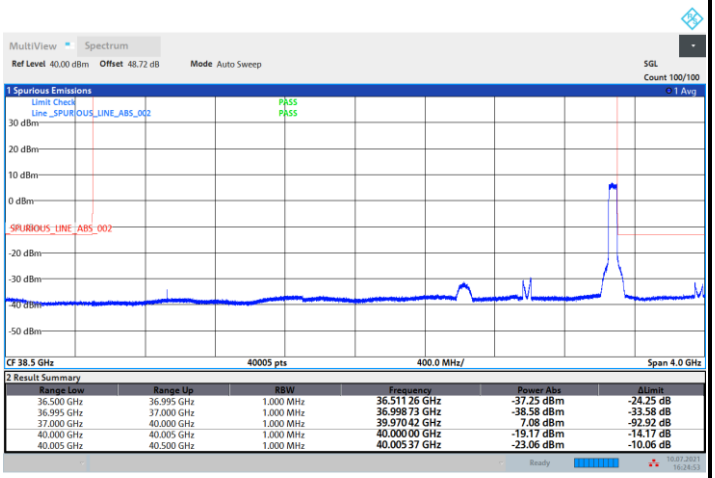

16:24:54 10.07.2021

NR Band n260 / 50MHz / 16QAM

Lowest Band Edge / Full RB

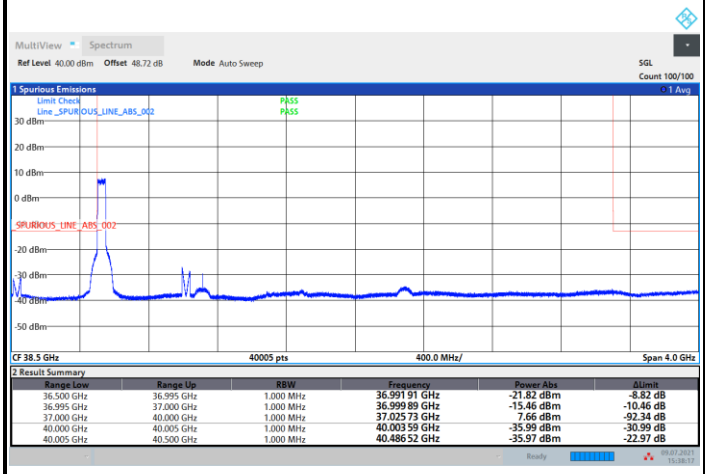

15:38:18 09.07.2021

Highest Band Edge / Full RB

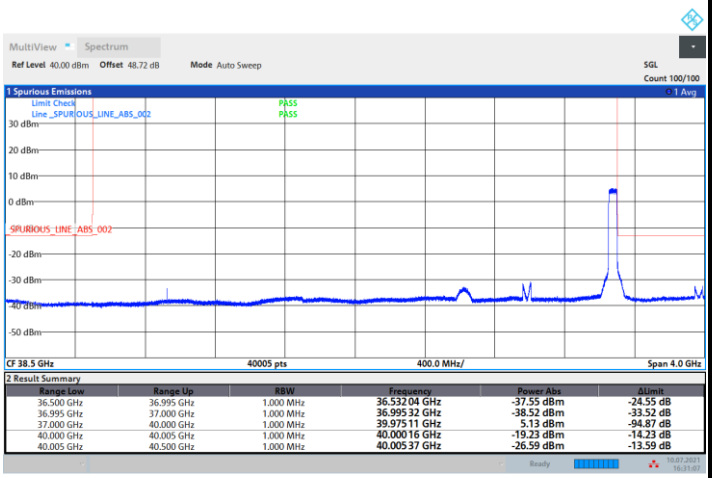

16:31:08 10.07.2021

DFT-s-OFDM Module A

NR Band n260 / 50MHz / 64QAM	
Lowest Band Edge / Full RB	**Highest Band Edge / Full RB**
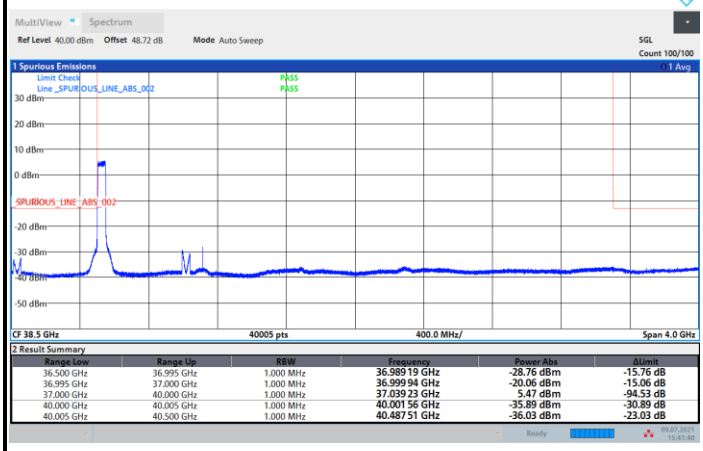	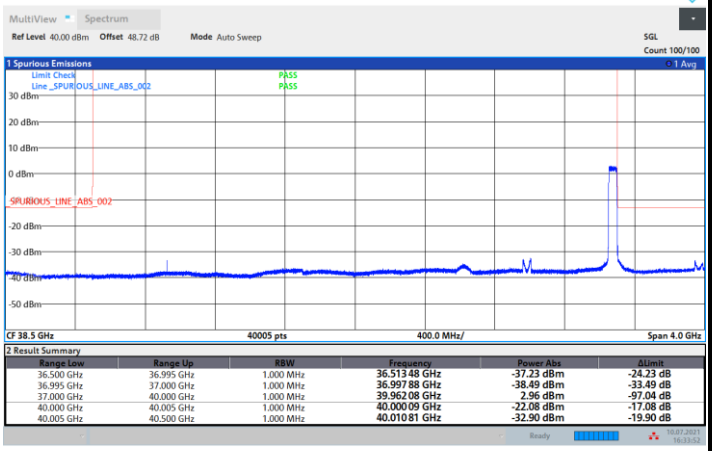

CP-OFDM Module A

NR Band n260 / 50MHz / QPSK	
Lowest Band Edge / Full RB	**Highest Band Edge / Full RB**
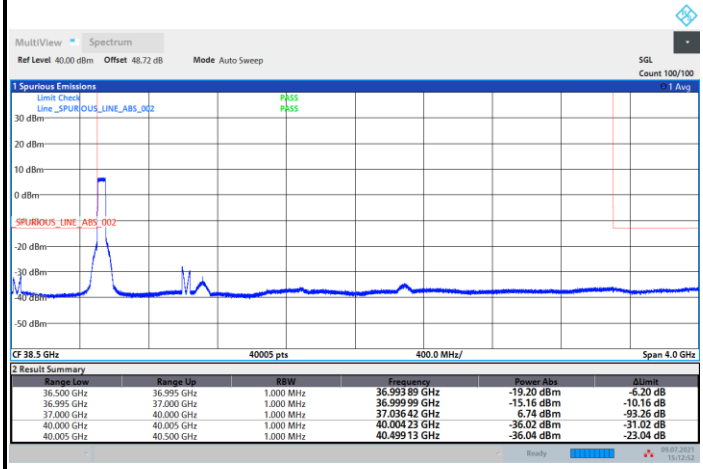	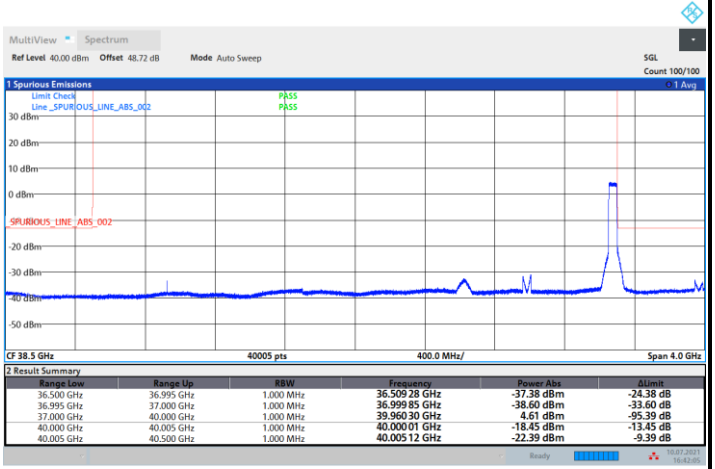

Spurious Emission

Spurious emission between 18GHz to 40GHz worst case plot is reported as following.

DFT-s-OFDM Module A

NR Band n260 QPSK (18-40GHz)	
Lowest Channel / 50MHz	
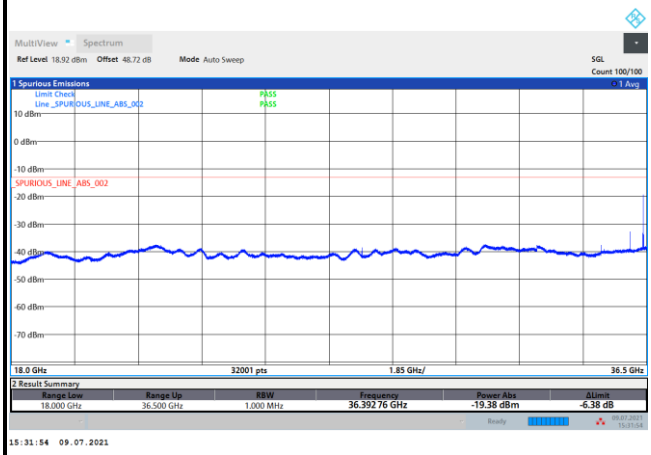	**intentionally blank**
Middle Channel / 50MHz	
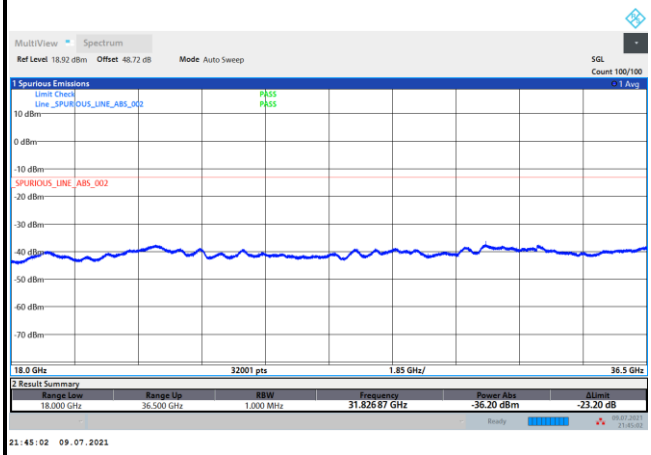	**intentionally blank**
Highest Channel / 50MHz	
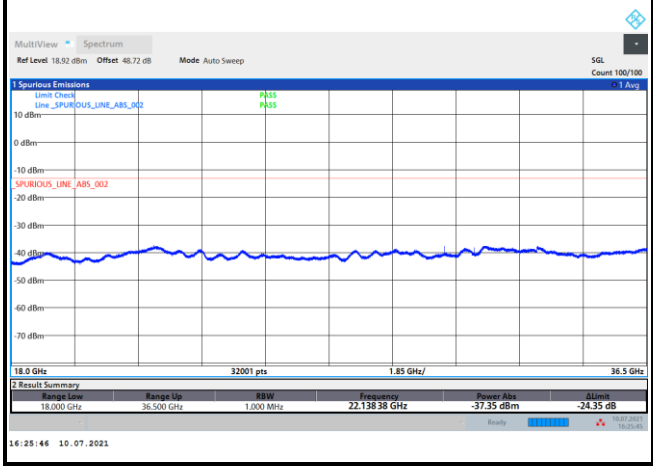	**intentionally blank**

Remark: In band and out of band frequencies that has reported in previous results are omitted.

CP-OFDM Module A

NR Band n260 QPSK (18-40GHz)	
Lowest Channel / 50MHz	
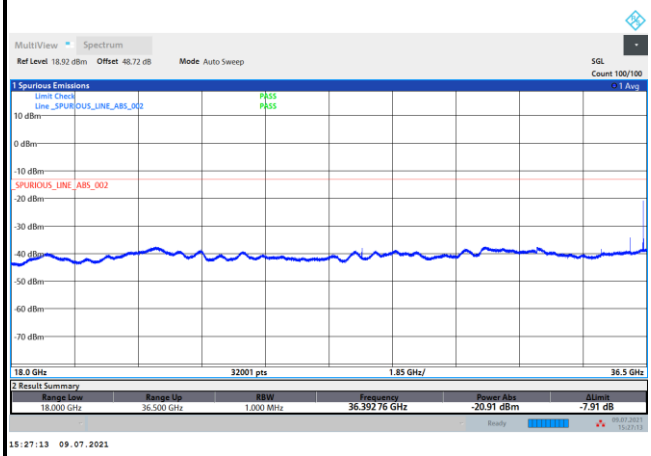	**intentionally blank**
Middle Channel / 50MHz	
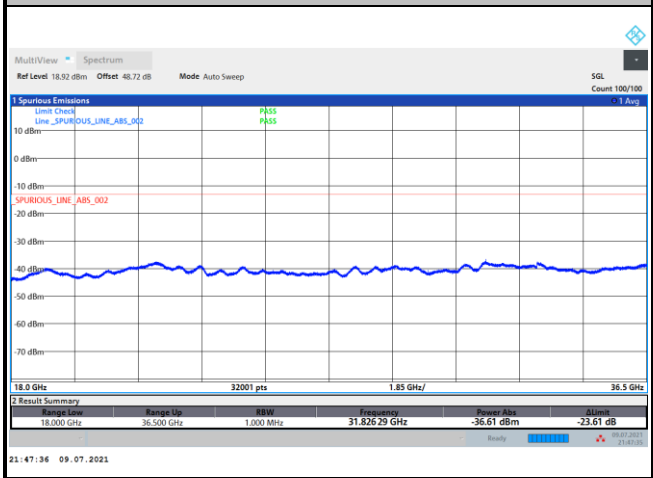	**intentionally blank**
Highest Channel / 50MHz	
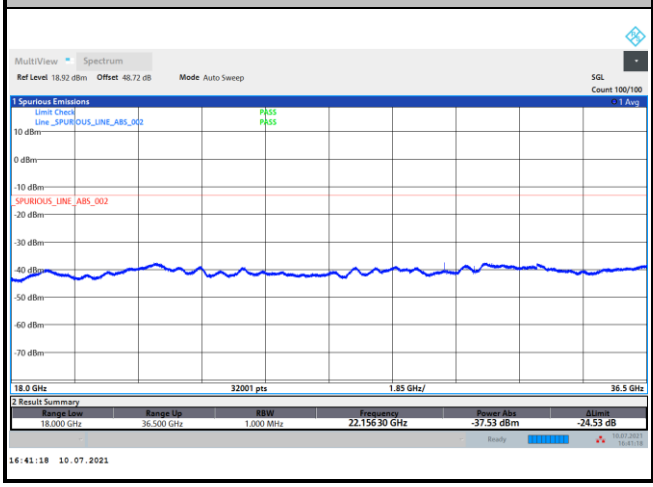	**intentionally blank**

Remark: In band and out of band frequencies that has reported in previous results are omitted.

NR Band n260 Module A Beam H+V

Occupied Bandwidth

Mode	DFT-s-OFDM Module A NR Band n260 : 99%OBW(MHz)		
BW	50MHz		
Mod.	QPSK	16QAM	64QAM
Lowest CH	45.98	45.98	45.83
Middle CH	45.99	45.86	45.88
Highest CH	46.27	45.86	45.89

Mode	CP-OFDM Module A NR Band n260 : 99%OBW(MHz)
BW	50MHz
Mod.	QPSK
Lowest CH	46.05
Middle CH	46.04
Highest CH	46.13

DFT-s-OFDM Module A

NR Band n260

Lowest Channel / 50MHz / QPSK

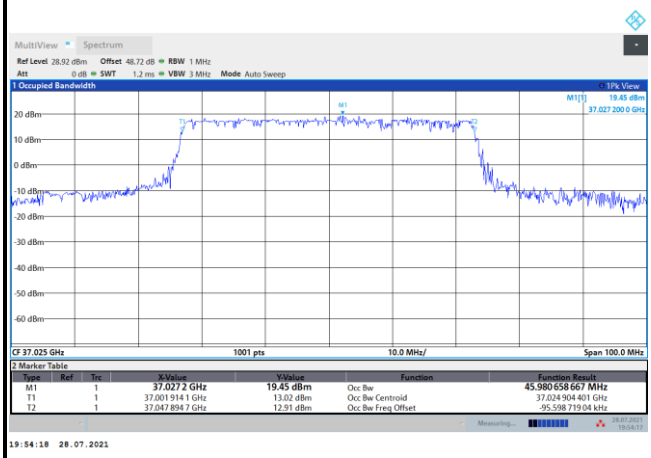

Lowest Channel / 50MHz / 16QAM

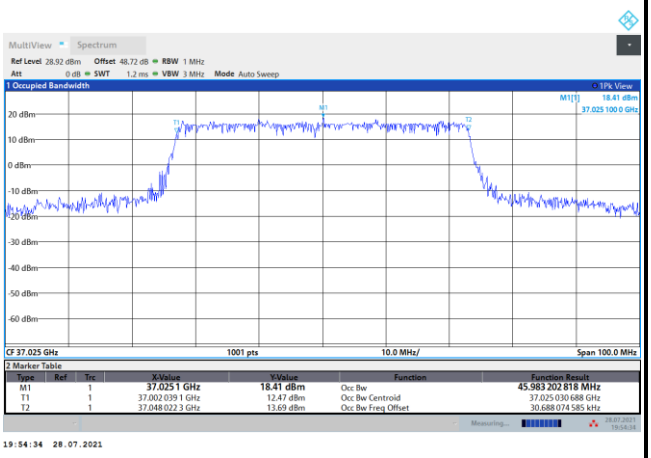

Middle Channel / 50MHz / QPSK

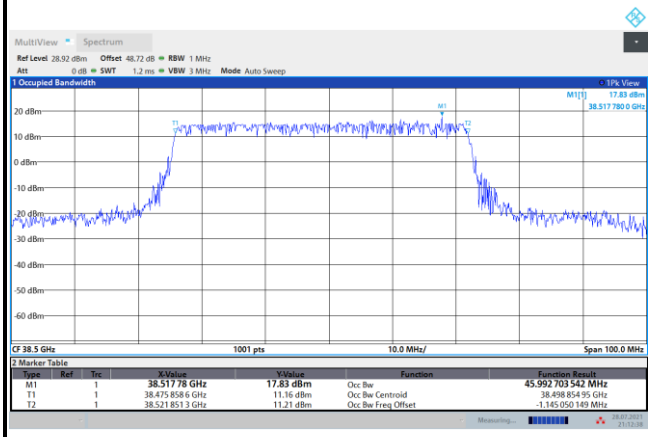

Middle Channel / 50MHz / 16QAM

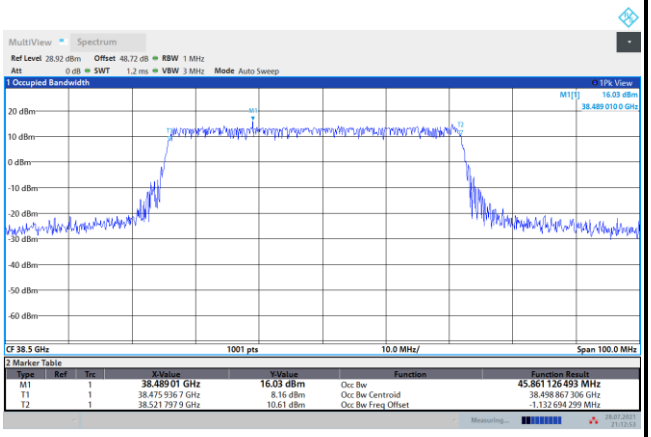

Highest Channel / 50MHz / QPSK

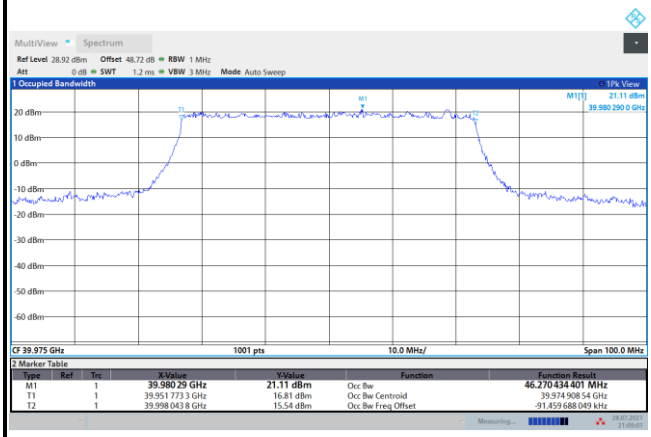

Highest Channel / 50MHz / 16QAM

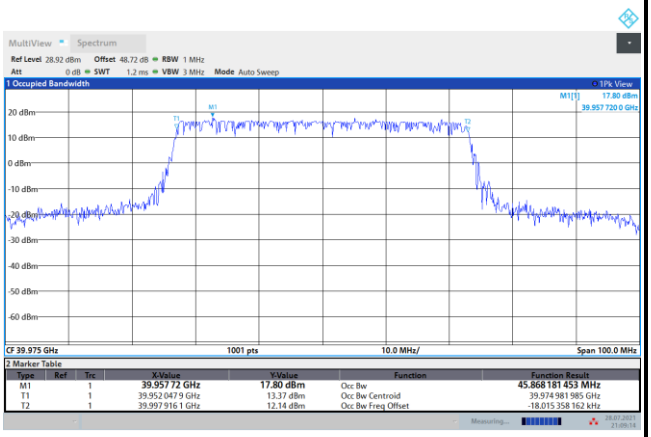

DFT-s-OFDM Module A

NR Band n260	
Lowest Channel / 50MHz / 64QAM	
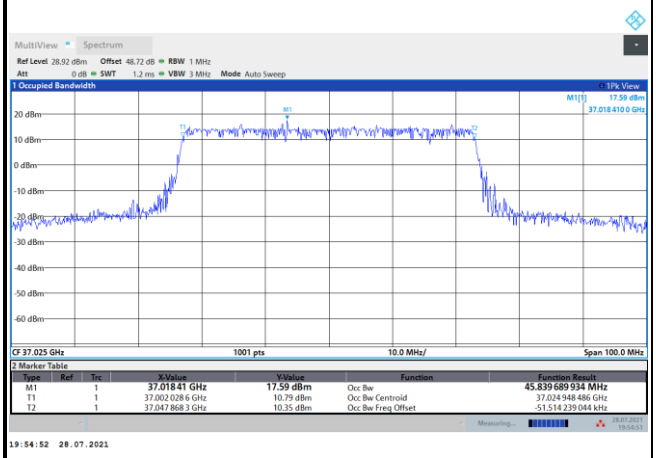	**intentionally blank**
Middle Channel / 50MHz / 64QAM	
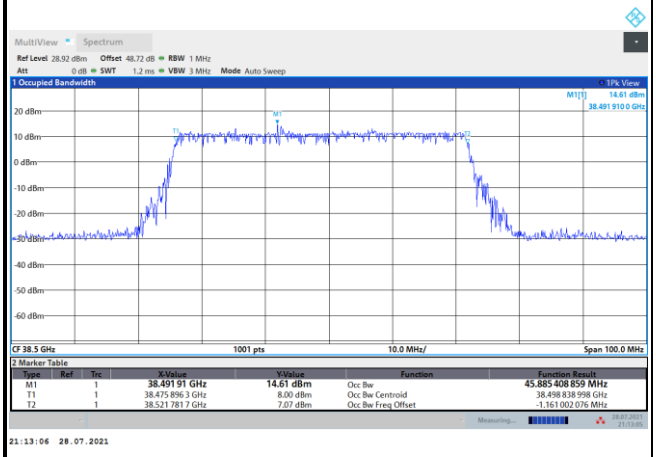	**intentionally blank**
Highest Channel / 50MHz / 64QAM	
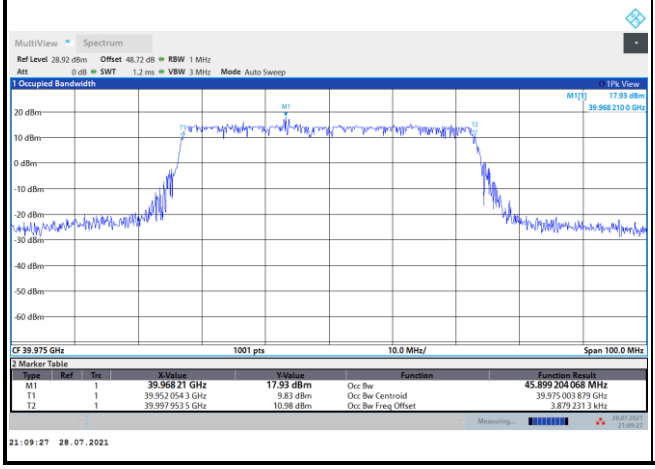	**intentionally blank**

CP-OFDM Module A

NR Band n260	
Lowest Channel / 50MHz / QPSK	
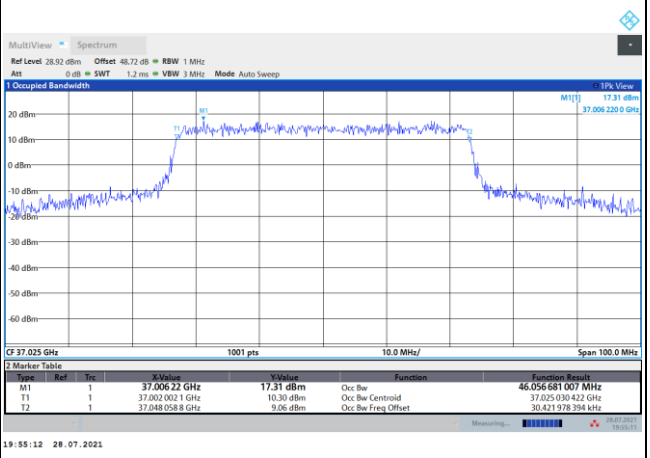	**intentionally blank**
Middle Channel / 50MHz / QPSK	
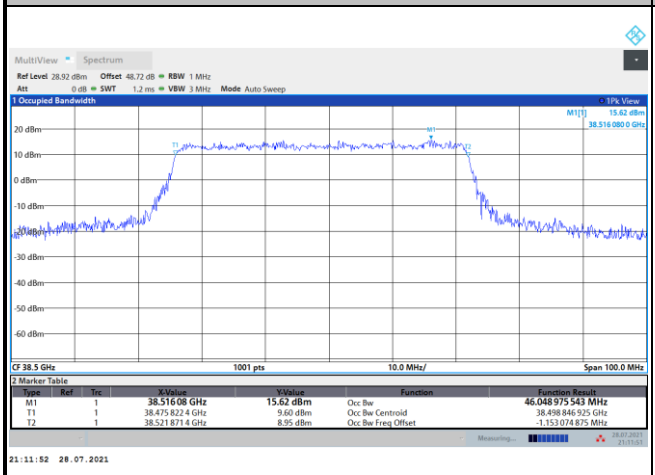	**intentionally blank**
Highest Channel / 50MHz / QPSK	
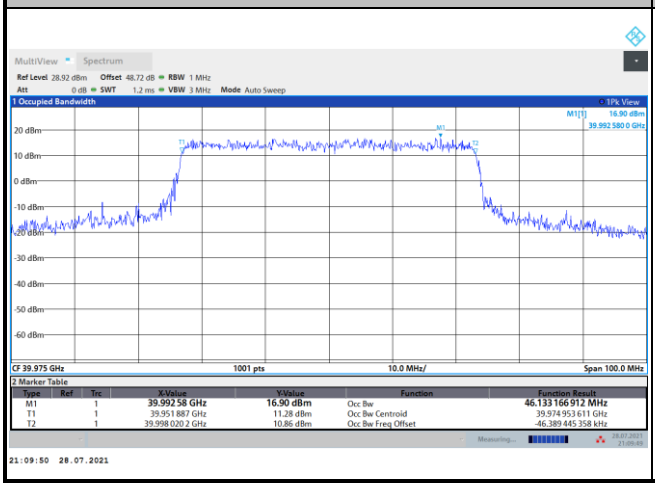	**intentionally blank**

Radiated Out of Band Emissions

Mode			DFT-s-OFDM Module A NR Band n260 : BE (dBm) 1 RB		
BW			50MHz		
Limit (dBm)			QPSK	16QAM	64QAM
Low CH	0~10%OB	≦-5	-27.26	-26.99	-5.70
	>10%OB	≦-13	-26.90	-26.87	-17.12
HighCH	0~10%OB	≦-5	-5.76	-8.64	-10.40
	>10%OB	≦-13	-18.36	-20.29	-21.90
Result			Compliance		

Mode			CP-OFDM Module A NR Band n260 : BE (dBm) 1 RB
BW			50MHz
Limit (dBm)			QPSK
Low CH	0~10%OB	≦-5	-27.06
	>10%OB	≦-13	-26.81
High CH	0~10%OB	≦-5	-7.73
	>10%OB	≦-13	-20.37
Result			Compliance

Mode			DFT-s-OFDM Module A NR Band n260 : BE (dBm) Full RB		
BW			50MHz		
Limit (dBm)			QPSK	16QAM	64QAM
Low CH	0~10%OB	≦-5	-28.81	-10.81	-14.65
	>10%OB	≦-13	-27.23	-13.72	-20.24
HighCH	0~10%OB	≦-5	-28.31	-13.26	-18.29
	>10%OB	≦-13	-26.52	-16.70	-23.20
Result			Compliance		

Mode			CP-OFDM Module A NR Band n260 : BE (dBm) Full RB
BW			50MHz
Limit (dBm)			QPSK
Low CH	0~10%OB	≦-5	-29.15
	>10%OB	≦-13	-27.47
High CH	0~10%OB	≦-5	-12.29
	>10%OB	≦-13	-15.40
Result			Compliance

DFT-s-OFDM Module A

NR Band n260 / 50MHz / QPSK

Lowest Band Edge / 1 RB

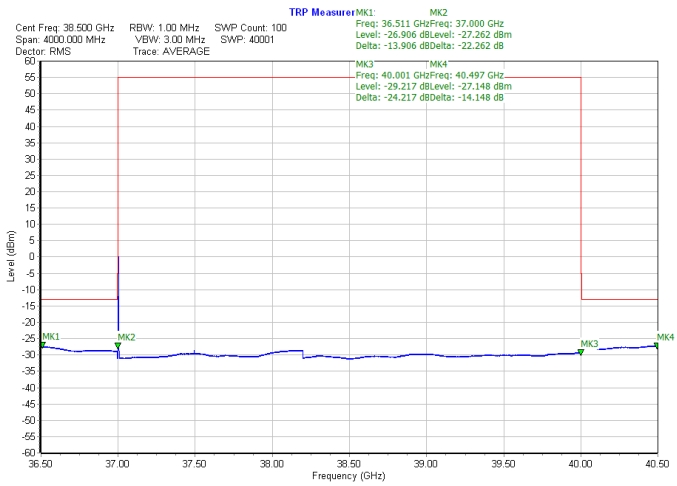

Highest Band Edge / 1 RB

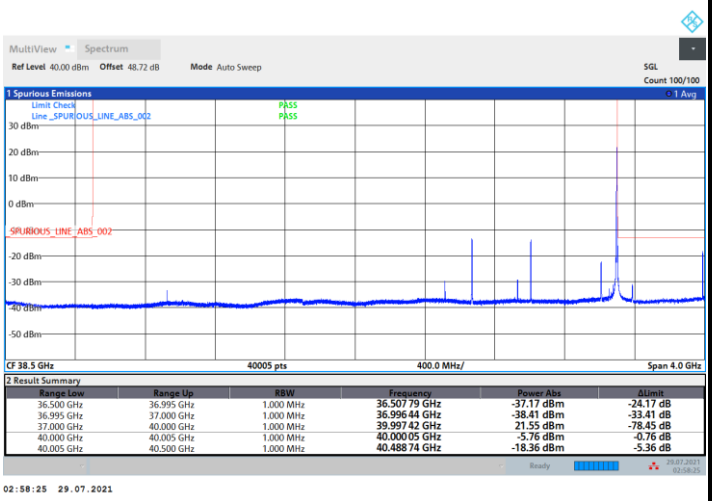

NR Band n260 / 50MHz / 16QAM

Lowest Band Edge / 1 RB

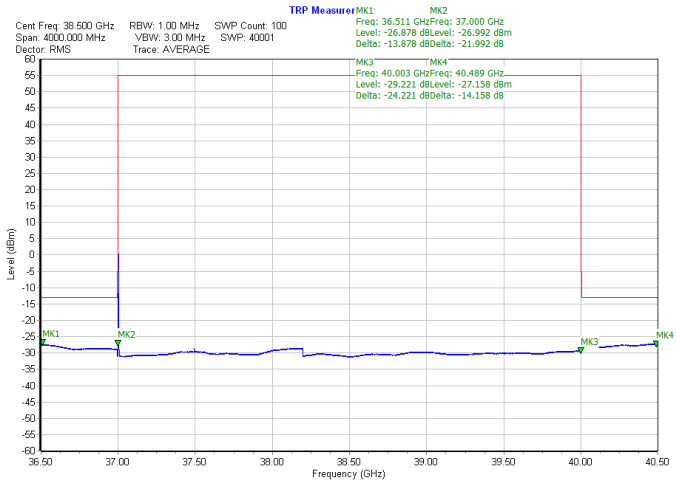

Highest Band Edge / 1 RB

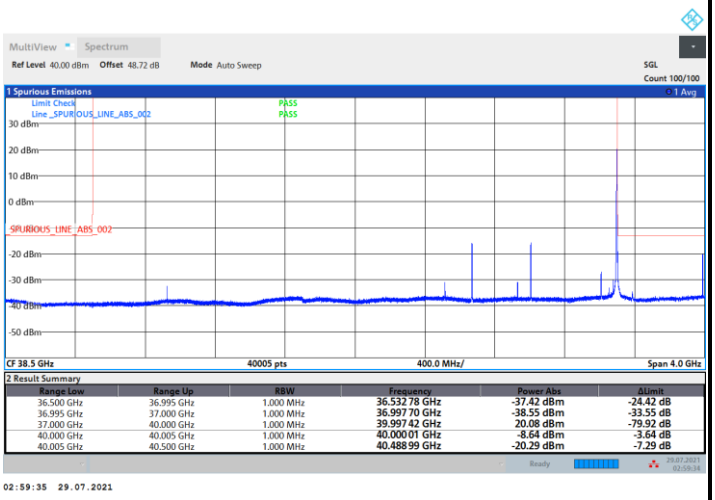

DFT-s-OFDM Module A

NR Band n260 / 50MHz / 64QAM	
Lowest Band Edge / 1 RB	**Highest Band Edge / 1 RB**
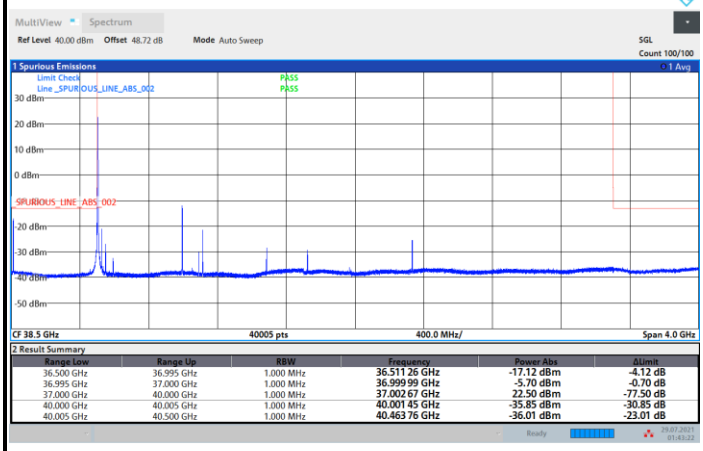	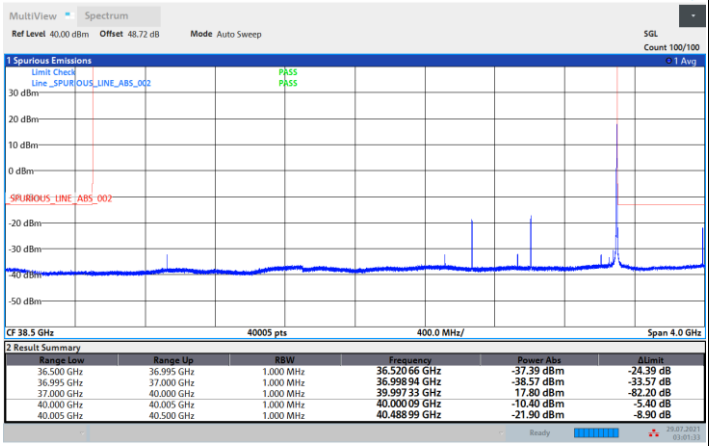

Range Low	Range Up	RBW	Frequency	Power Abs	ΔLimit
36.500 GHz	36.995 GHz	1.000 MHz	36.511 26 GHz	-17.12 dBm	-4.12 dB
36.995 GHz	37.000 GHz	1.000 MHz	36.999 99 GHz	-5.70 dBm	-0.70 dB
37.000 GHz	40.000 GHz	1.000 MHz	37.002 67 GHz	22.50 dBm	-77.50 dB
40.000 GHz	40.005 GHz	1.000 MHz	40.001 45 GHz	-35.85 dBm	-30.85 dB
40.005 GHz	40.500 GHz	1.000 MHz	40.463 76 GHz	-36.01 dBm	-23.01 dB

Range Low	Range Up	RBW	Frequency	Power Abs	ΔLimit
36.500 GHz	36.995 GHz	1.000 MHz	36.520 66 GHz	-37.39 dBm	-24.39 dB
36.995 GHz	37.000 GHz	1.000 MHz	36.998 94 GHz	-38.57 dBm	-33.57 dB
37.000 GHz	40.000 GHz	1.000 MHz	39.997 33 GHz	17.80 dBm	-82.20 dB
40.000 GHz	40.005 GHz	1.000 MHz	40.000 09 GHz	-10.40 dBm	-5.40 dB
40.005 GHz	40.500 GHz	1.000 MHz	40.488 99 GHz	-21.90 dBm	-8.90 dB

CP-OFDM Module A

NR Band n260 / 50MHz / QPSK	
Lowest Band Edge / 1 RB	**Highest Band Edge / 1 RB**
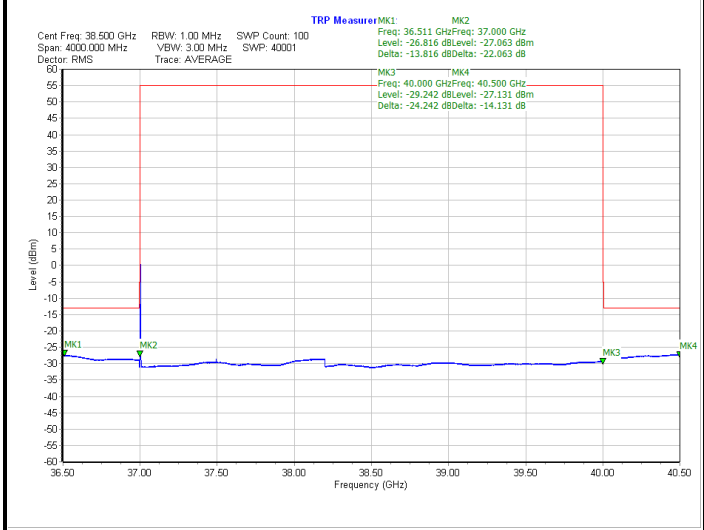	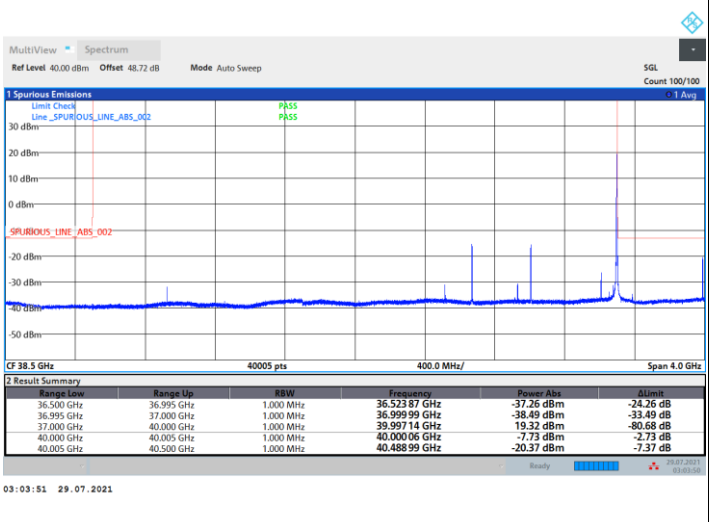

Range Low	Range Up	RBW	Frequency	Power Abs	ΔLimit
36.500 GHz	36.995 GHz	1.000 MHz	36.523 87 GHz	-37.26 dBm	-24.26 dB
36.995 GHz	37.000 GHz	1.000 MHz	36.999 99 GHz	-38.49 dBm	-33.49 dB
37.000 GHz	40.000 GHz	1.000 MHz	39.997 14 GHz	19.32 dBm	-80.68 dB
40.000 GHz	40.005 GHz	1.000 MHz	40.000 06 GHz	-7.73 dBm	-2.73 dB
40.005 GHz	40.500 GHz	1.000 MHz	40.488 99 GHz	-20.37 dBm	-7.37 dB

DFT-s-OFDM Module A

NR Band n260 / 50MHz / QPSK

Lowest Band Edge / Full RB	Highest Band Edge / Full RB
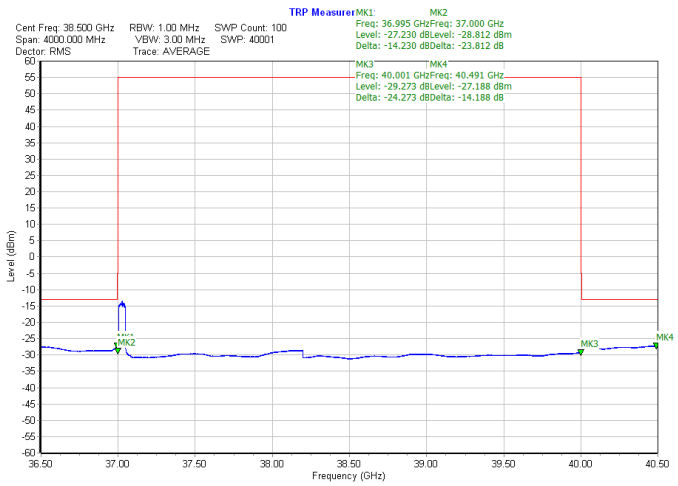	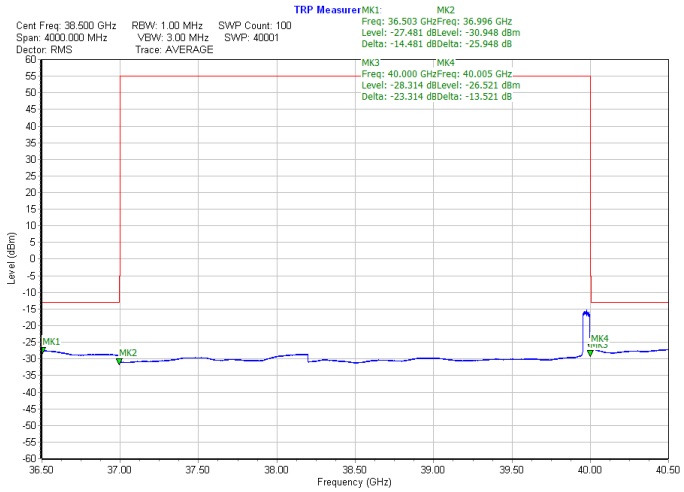

NR Band n260 / 50MHz / 16QAM

Lowest Band Edge / Full RB	Highest Band Edge / Full RB
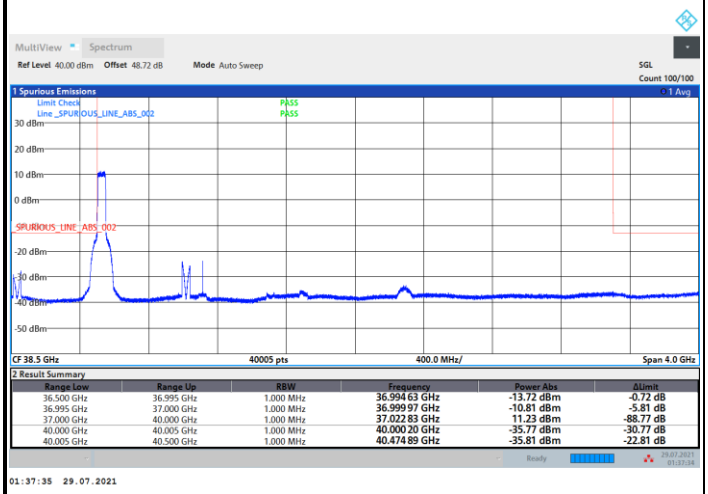	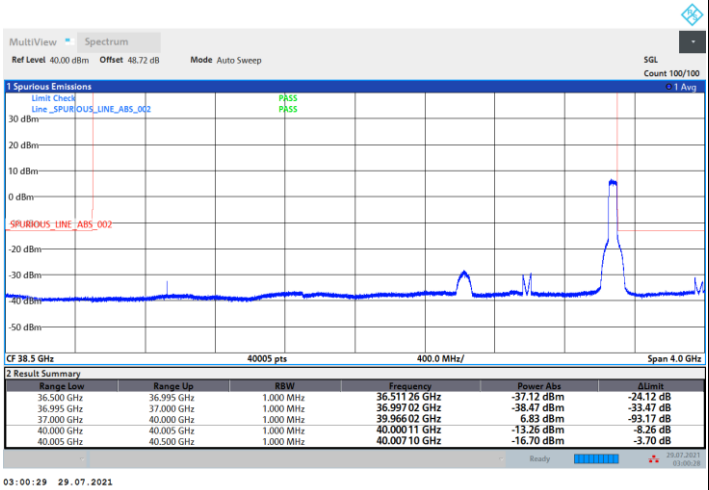

DFT-s-OFDM Module A

NR Band n260 / 50MHz / 64QAM	
Lowest Band Edge / Full RB	**Highest Band Edge / Full RB**
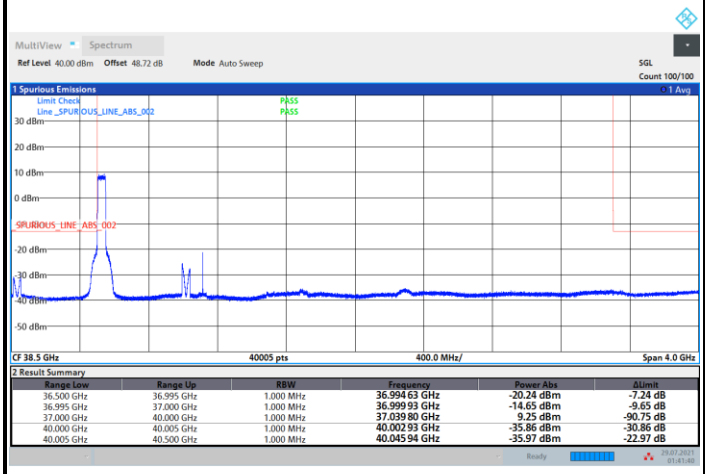	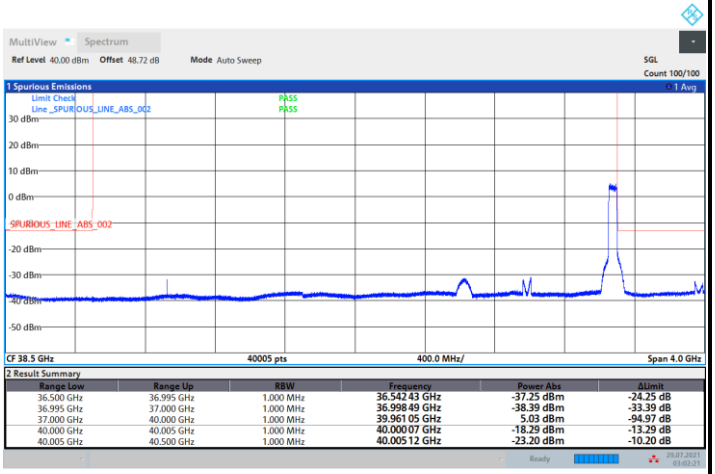

CP-OFDM Module A

NR Band n260 / 50MHz / QPSK	
Lowest Band Edge / Full RB	**Highest Band Edge / Full RB**
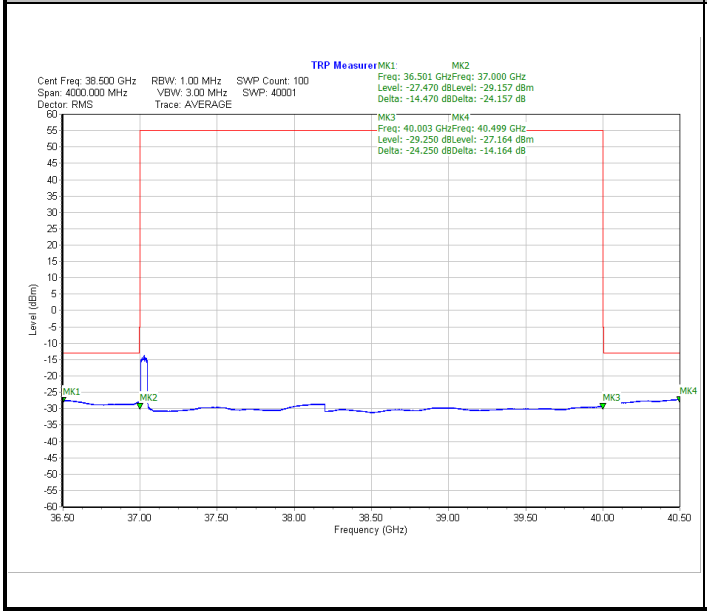	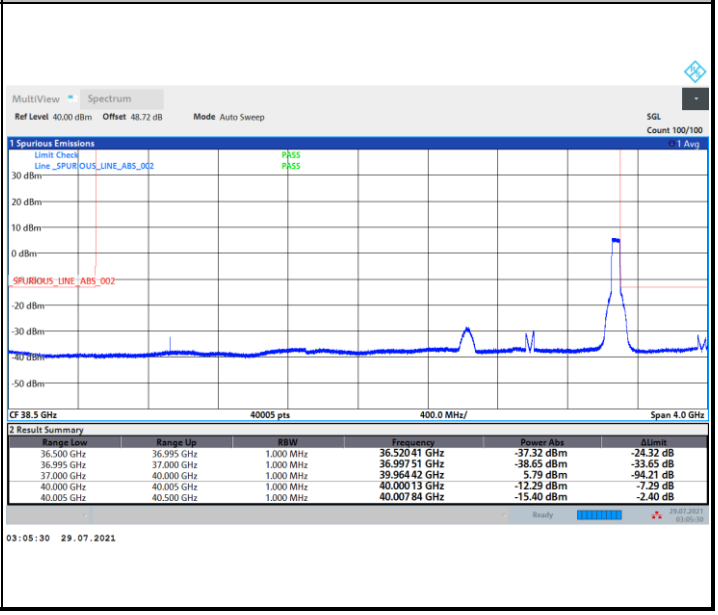

Spurious Emission

There is no significant spurious emission signal found for frequency started from 30MHz up to 18GHz.

NR Band n260 (30MHz-1GHz)

Horizontal

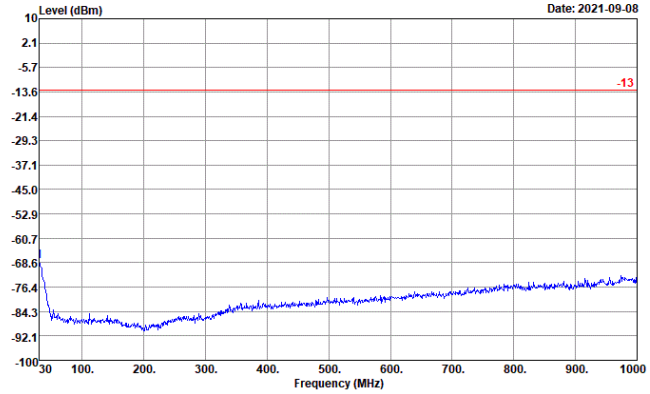

Site : 03CH19-HY
Condition : -13 ERP EIRP_20210305 HORIZONTAL

: n260

	Freq	Level	Over Limit	Limit Line	Read Level	LISN Factor	Cable Loss	Preamp Factor	A/Pos	T/Pos	Remark
	MHz	dBm	dB	dBm	dBm	dB	dB	dB	cm	deg	
1	30.00	-68.22	-55.22	-13.00	-79.93	47.44	0.00	35.73	---	---	Peak

Vertical

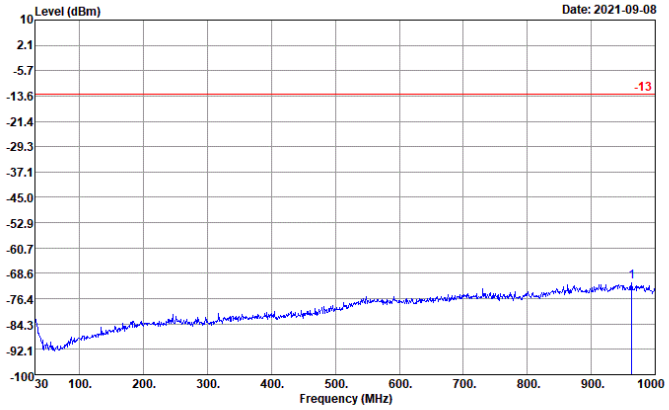

Site : 03CH19-HY
Condition : -13 ERP EIRP_20210305 VERTICAL

: n260

	Freq	Level	Over Limit	Limit Line	Read Level	LISN Factor	Cable Loss	Preamp Factor	A/Pos	T/Pos	Remark
	MHz	dBm	dB	dBm	dBm	dB	dB	dB	cm	deg	
1	963.14	-71.21	-58.21	-13.00	-80.85	42.75	0.00	33.11	---	---	Peak

NR Band n260 (1GHz-18GHz)

Horizontal

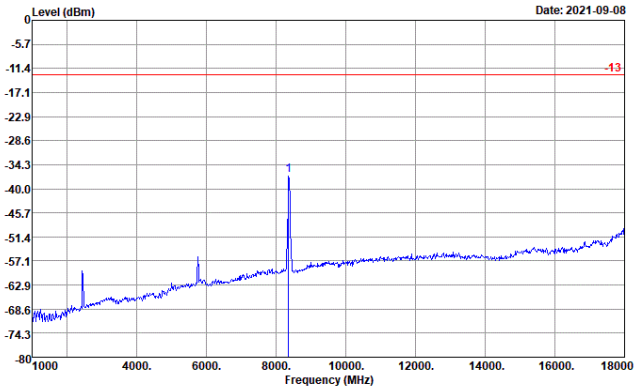

Site : 03CH19-HY
Condition : -13 ERP EIRP_20210305 HORIZONTAL

: n260

	Freq	Level	Over Limit	Limit Line	Read Level	LISN Factor	Cable Loss	Preamp Factor	A/Pos	T/Pos	Remark
	MHz	dBm	dB	dBm	dBm	dB	dB	dB	cm	deg	
1	8361.00	-36.88	-23.88	-13.00	-61.38	64.75	0.00	40.25	---	---	Peak

Vertical

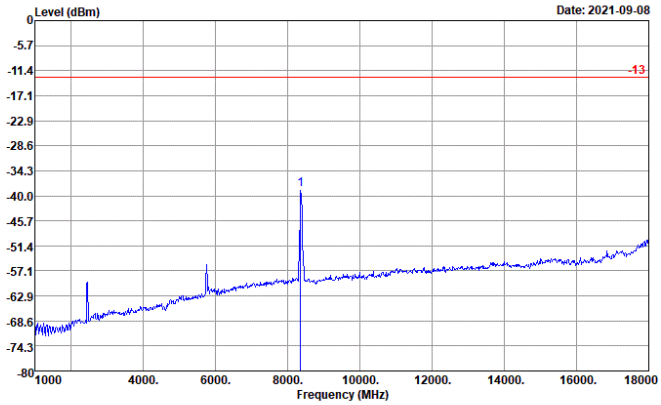

Site : 03CH19-HY
Condition : -13 ERP EIRP_20210305 VERTICAL

: n260

	Freq	Level	Over Limit	Limit Line	Read Level	LISN Factor	Cable Loss	Preamp Factor	A/Pos	T/Pos	Remark
	MHz	dBm	dB	dBm	dBm	dB	dB	dB	cm	deg	
1	8361.00	-38.58	-25.58	-13.00	-63.54	65.21	0.00	40.25	---	---	Peak

Spurious emission between 18GHz to 40GHz worst case plot is reported as following.

DFT-s-OFDM Module A

NR Band n260 QPSK (18-40GHz)	
Lowest Channel / 50MHz	
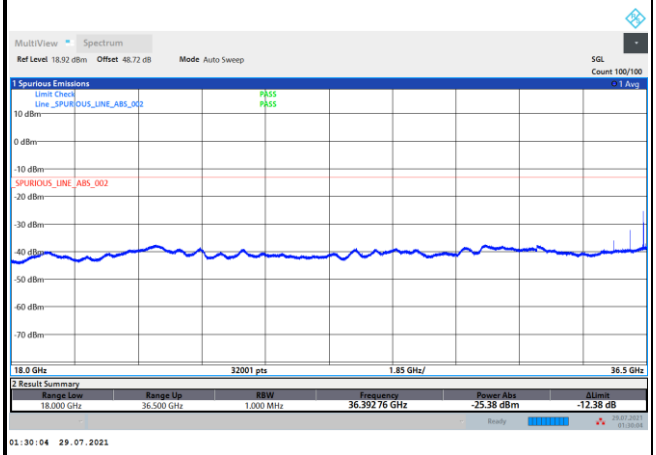	**intentionally blank**
Middle Channel / 50MHz	
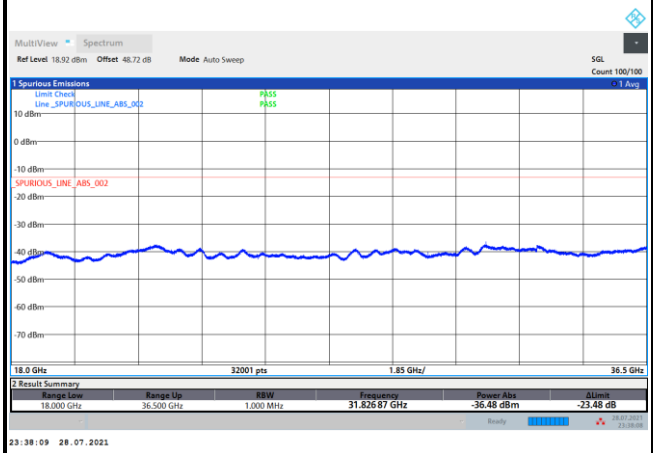	**intentionally blank**
Highest Channel / 50MHz	
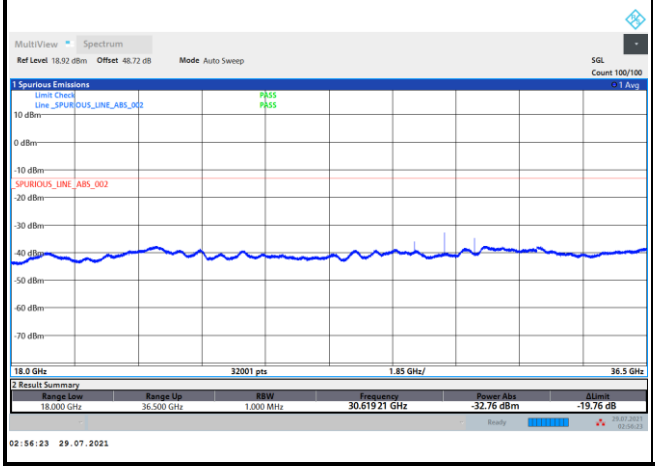	**intentionally blank**

Remark: In band and out of band frequencies that has reported in previous results are omitted.

CP-OFDM Module A

NR Band n260 QPSK (18-40GHz)	
Lowest Channel / 50MHz	
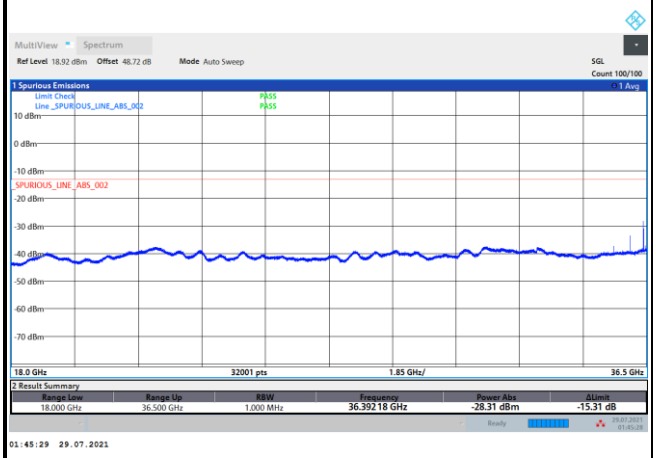	**intentionally blank**
Middle Channel / 50MHz	
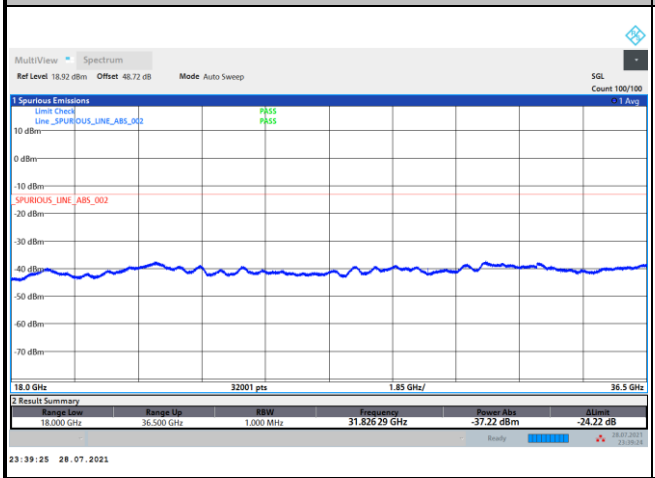	**intentionally blank**
Highest Channel / 50MHz	
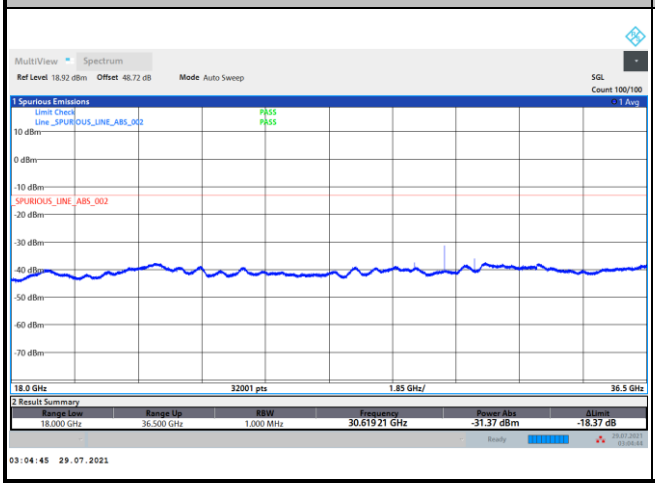	**intentionally blank**

Remark: In band and out of band frequencies that has reported in previous results are omitted.

There is no significant spurious emission signal found for frequency started from 40GHz up to 100GHz.

NR Band n260
(40GHz-60GHz)

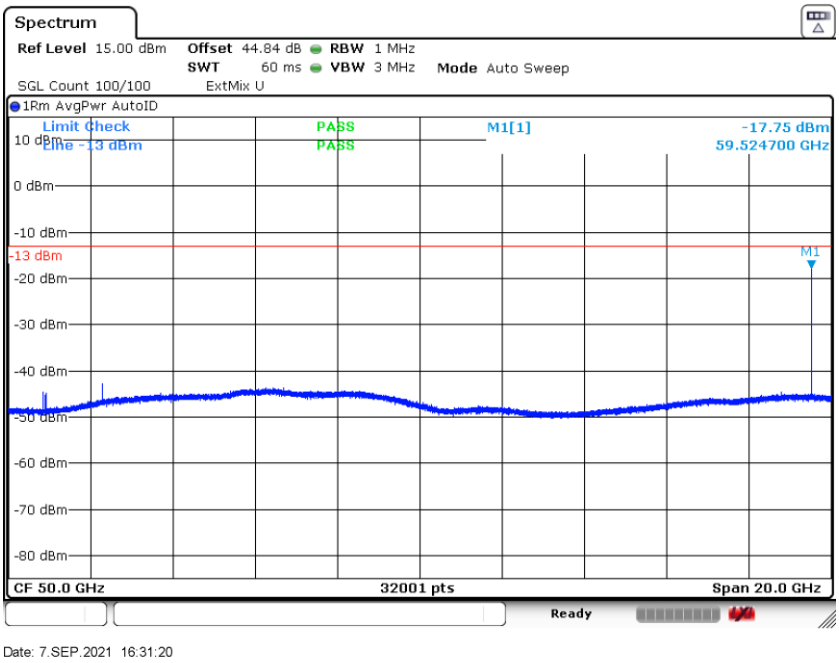

Note: Offset = Antenna Factor (dB/m) + Cable Loss (dB) + 107 + 20log (D) – 104.8

= 42.3 + 0.34 + 107 + 20log(1) – 104.8 = 44.84 (dB)

NR Band n260
(60GHz-90GHz)

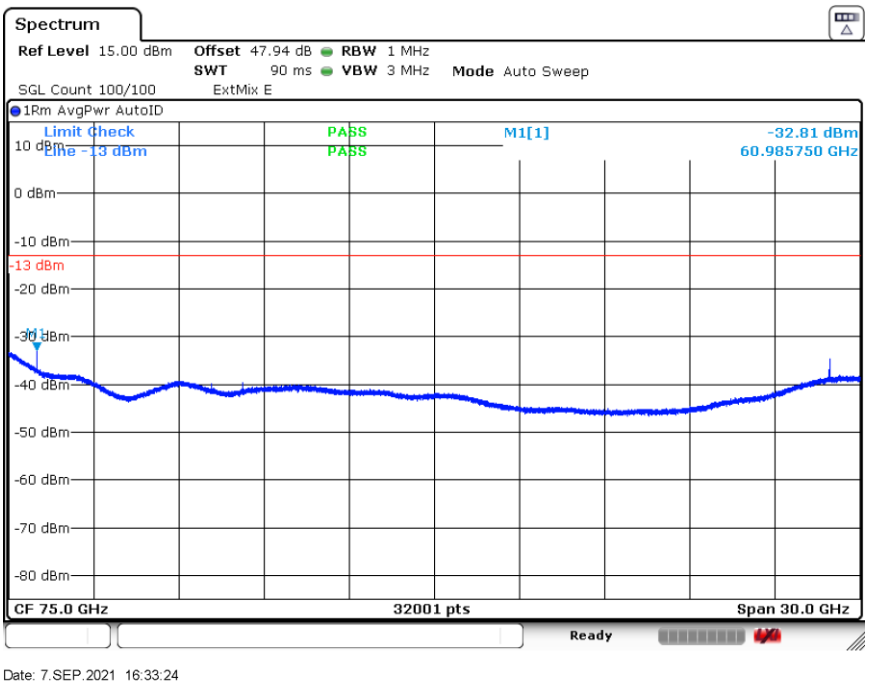

Note: Offset = Antenna Factor (dB/m) + Cable Loss (dB) + 107 + 20log (D) – 104.8

= 45.4 + 0.34 + 107 + 20log(1) – 104.8 = 47.94 (dB)

NR Band n260
(90GHz-140GHz)

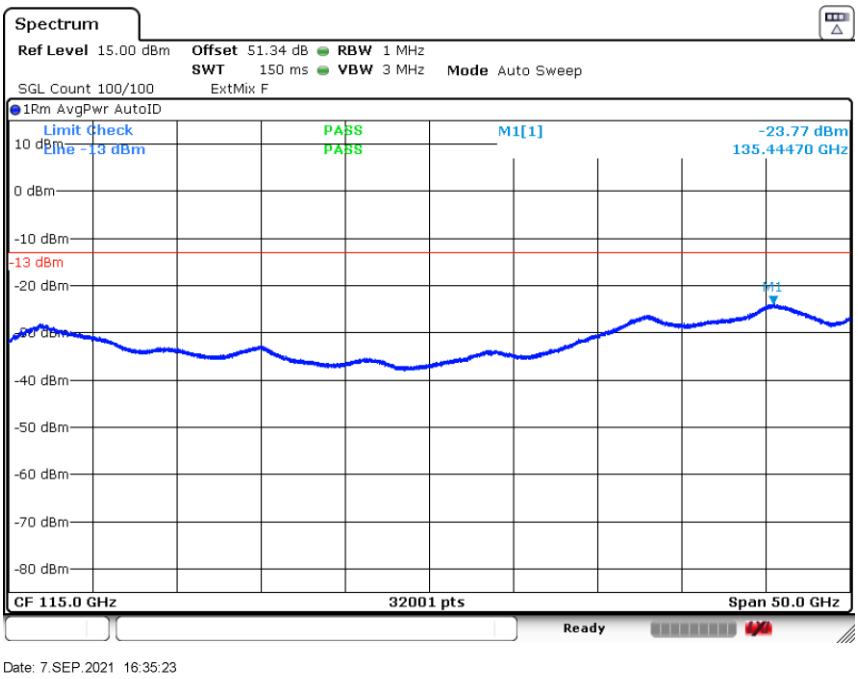

Note: Offset = Antenna Factor (dB/m) + Cable Loss (dB) + 107 + 20log (D) – 104.8

= 48.8 + 0.34 + 107 + 20log(1) – 104.8 = 51.34 (dB)

NR Band n260
(140GHz-200GHz)

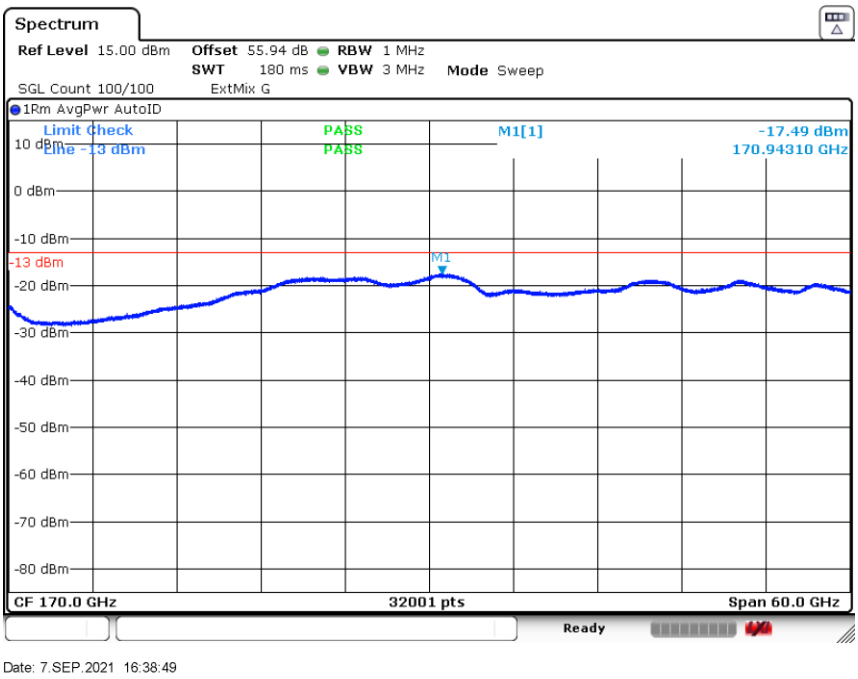

Note: Offset = Antenna Factor (dB/m) + Cable Loss (dB) + 107 + 20log (D) – 104.8

= 53.4 + 0.34 + 107 + 20log(1) – 104.8 = 55.94 (dB)

Frequency Stability

Test Conditions		NR Band n260 / Middle Channel			Limit
Temperature (°C)	Voltage (Volt)	CW tone			Note 2.
		Frequency (GHz)	Deviation (kHz)	Deviation (ppm)	Result
50	Normal Voltage	38.501051	-2.500	0.065	Pass
40	Normal Voltage	38.5010505	-2.000	0.052	
30	Normal Voltage	38.5010505	-2.000	0.052	
20(Ref.)	Normal Voltage	38.5010485	0.000	0.000	
10	Normal Voltage	38.501051	-2.500	0.065	
0	Normal Voltage	38.501051	-2.500	0.065	
-10	Normal Voltage	38.501051	-2.500	0.065	
-20	Normal Voltage	38.501051	-2.500	0.065	
-30	Normal Voltage	38.5010505	-2.000	0.052	
20	Maximum Voltage	38.5010505	-2.000	0.052	
20	Normal Voltage	38.501047	1.500	0.039	
20	Battery End Point	38.50105	-1.500	0.039	

Note:

1. Normal Voltage =3.85 V.；Battery End Point (BEP) =3.60 V.；Maximum Voltage =4.45 V.
2. The frequency fundamental emissions stay within the authorized frequency block.

NR Band n260 Module B Beam H

Occupied Bandwidth

Mode	DFT-s-OFDM Module B NR Band n260 : 99%OBW(MHz)		
BW	50MHz		
Mod.	QPSK	16QAM	64QAM
Lowest CH	45.94	46.22	46.06
Middle CH	46.15	46.26	46.12
Highest CH	46.13	46.18	46.12

Mode	CP-OFDM Module B NR Band n260 : 99%OBW(MHz)
BW	50MHz
Mod.	QPSK
Lowest CH	45.99
Middle CH	46.22
Highest CH	46.33

DFT-s-OFDM Module B

NR Band n260

Lowest Channel / 50MHz / QPSK

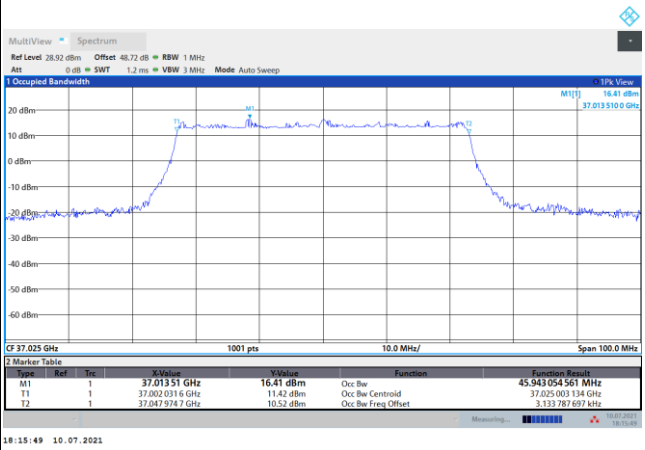

Lowest Channel / 50MHz / 16QAM

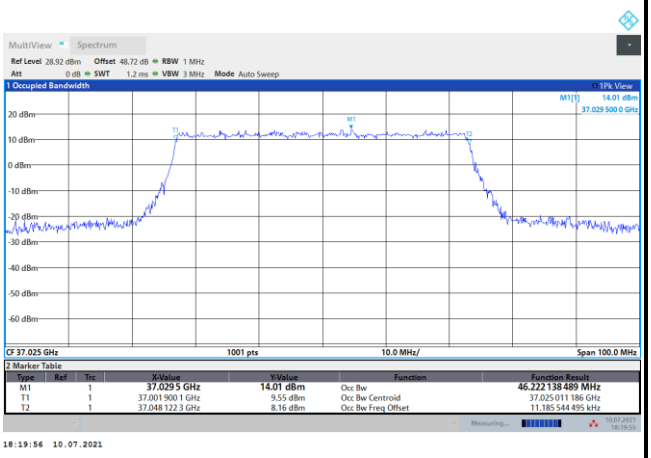

Middle Channel / 50MHz / QPSK

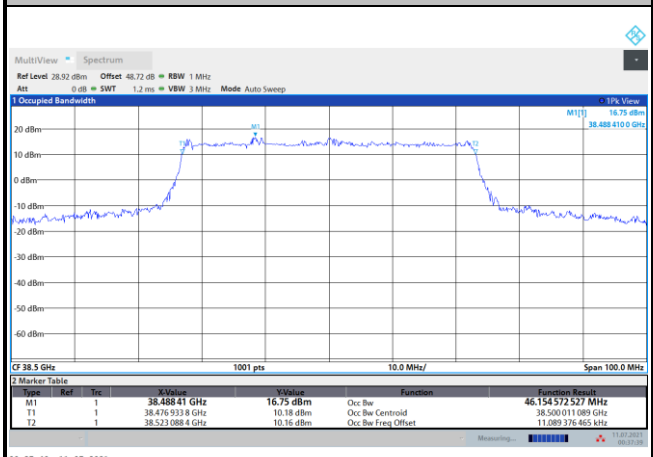

Middle Channel / 50MHz / 16QAM

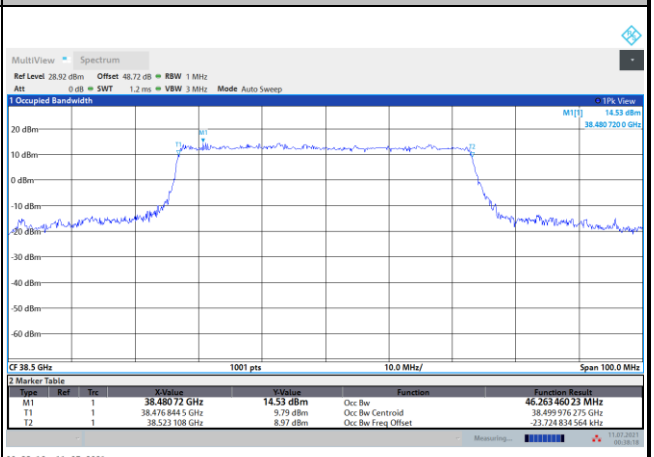

Highest Channel / 50MHz / QPSK

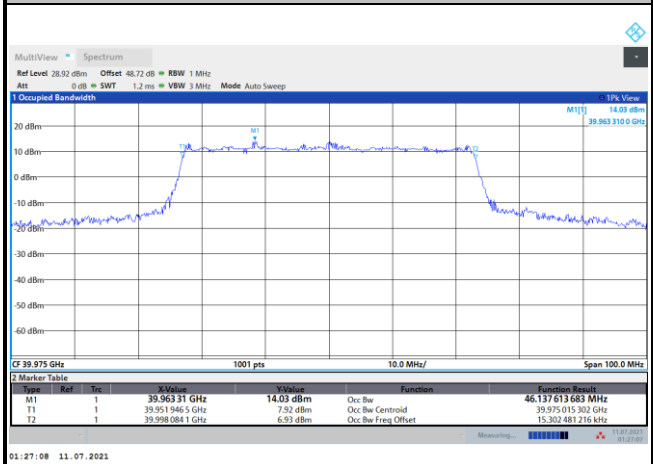

Highest Channel / 50MHz / 16QAM

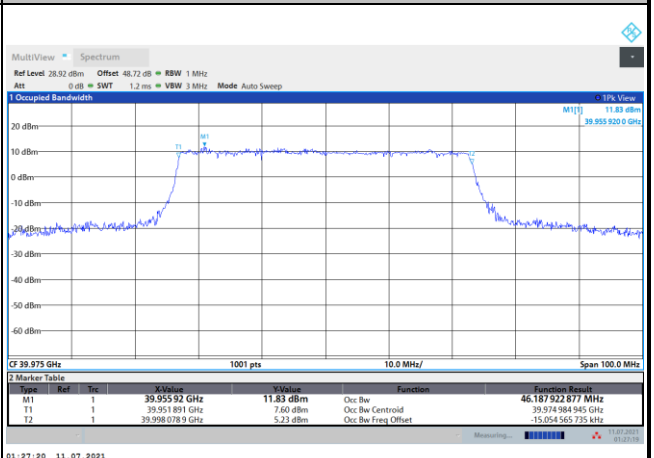

DFT-s-OFDM Module B

NR Band n260	
Lowest Channel / 50MHz / 64QAM	
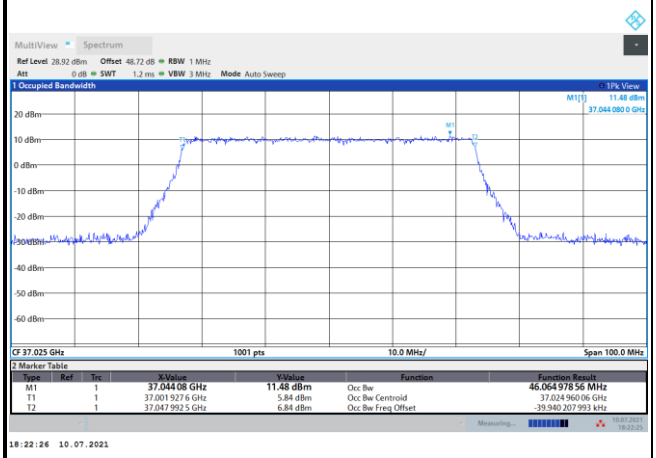	**intentionally blank**
Middle Channel / 50MHz / 64QAM	
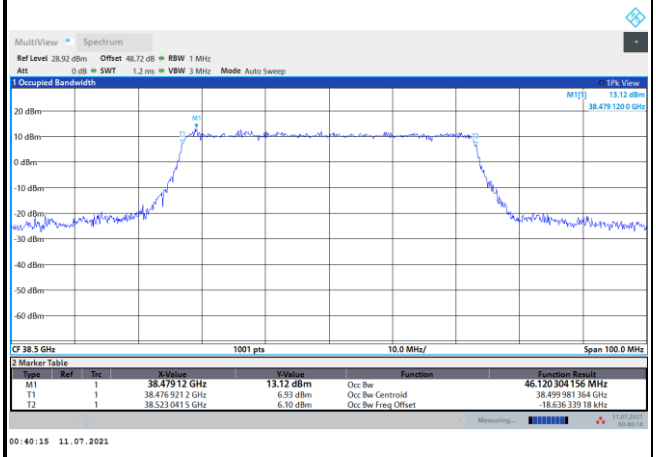	**intentionally blank**
Highest Channel / 50MHz / 64QAM	
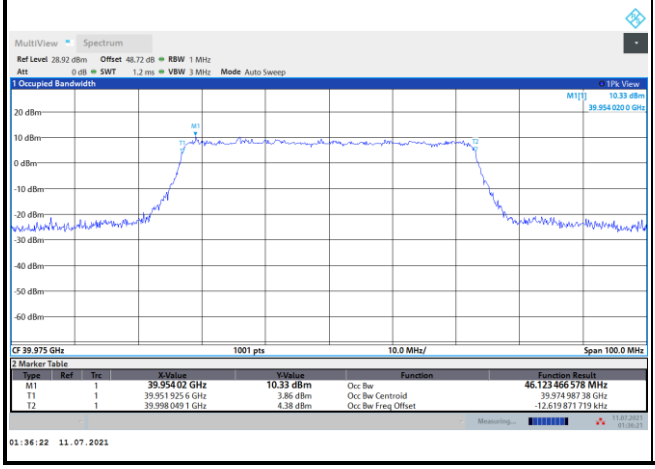	**intentionally blank**

CP-OFDM Module B

NR Band n260	
Lowest Channel / 50MHz / QPSK	
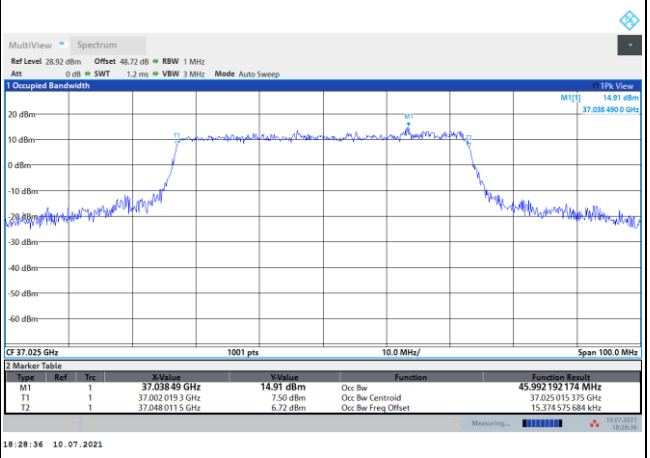	**intentionally blank**
Middle Channel / 50MHz / QPSK	
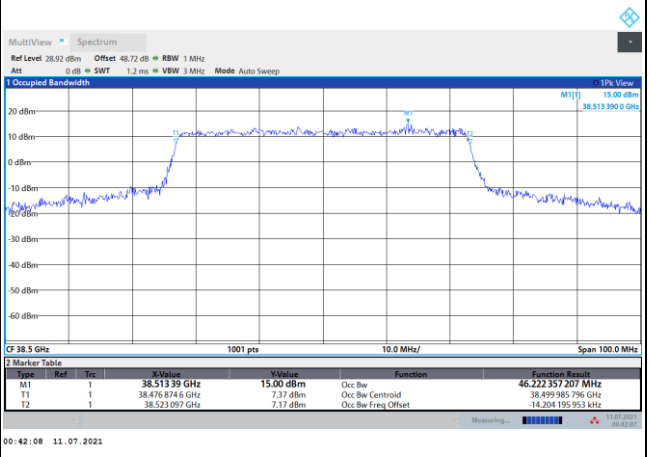	**intentionally blank**
Highest Channel / 50MHz / QPSK	
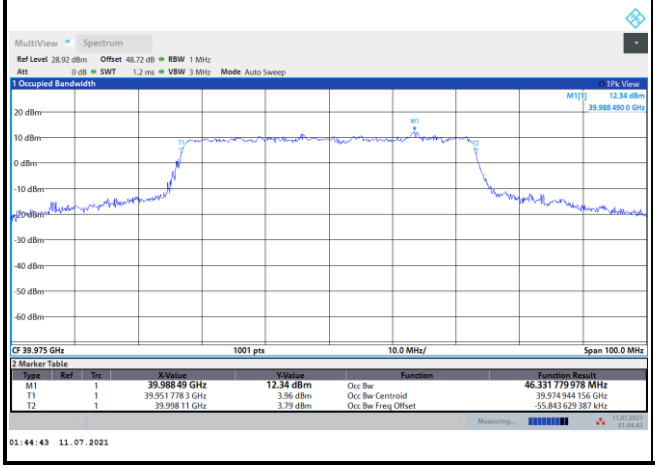	**intentionally blank**

Radiated Out of Band Emissions

Mode			DFT-s-OFDM Module B NR Band n260 : BE (dBm) 1 RB		
BW			50MHz		
Limit (dBm)			QPSK	16QAM	64QAM
Low CH	0~10%OB	≦-5	-8.86	-7.73	-11.92
	>10%OB	≦-13	-21.09	-22.12	-24.09
HighCH	0~10%OB	≦-5	-11.52	-12.13	-14.00
	>10%OB	≦-13	-21.44	-22.63	-24.57
Result			Compliance		

Mode			CP-OFDM Module B NR Band n260 : BE (dBm) 1 RB
BW			50MHz
Limit (dBm)			QPSK
Low CH	0~10%OB	≦-5	-33.72
	>10%OB	≦-13	-36.05
High CH	0~10%OB	≦-5	-12.52
	>10%OB	≦-13	-23.55
Result			Compliance

Mode			DFT-s-OFDM Module B NR Band n260 : BE (dBm) Full RB		
BW			50MHz		
Limit (dBm)			QPSK	16QAM	64QAM
Low CH	0~10%OB	≦-5	-18.79	-21.31	-20.91
	>10%OB	≦-13	-27.19	-31.04	-34.53
HighCH	0~10%OB	≦-5	-18.57	-20.48	-23.88
	>10%OB	≦-13	-22.09	-25.82	-30.61
Result			Compliance		

Mode			CP-OFDM Module B NR Band n260 : BE (dBm) Full RB
BW			50MHz
Limit (dBm)			QPSK
Low CH	0~10%OB	≦-5	-20.16
	>10%OB	≦-13	-26.98
High CH	0~10%OB	≦-5	-19.77
	>10%OB	≦-13	-23.33
Result			Compliance

DFT-s-OFDM Module B

NR Band n260 / 50MHz / QPSK

Lowest Band Edge / 1 RB

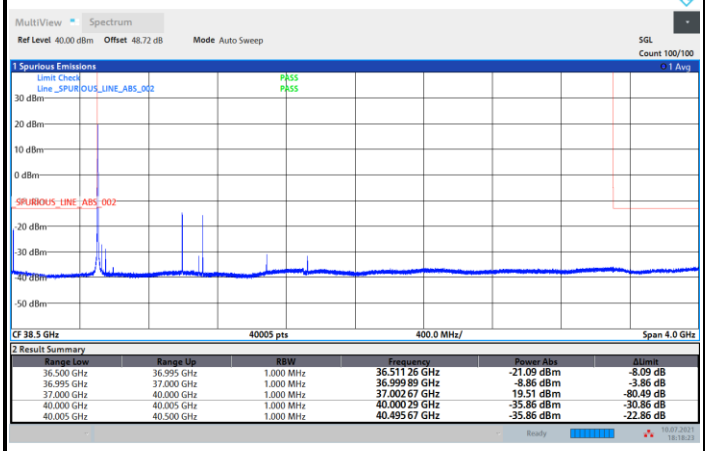

Highest Band Edge / 1 RB

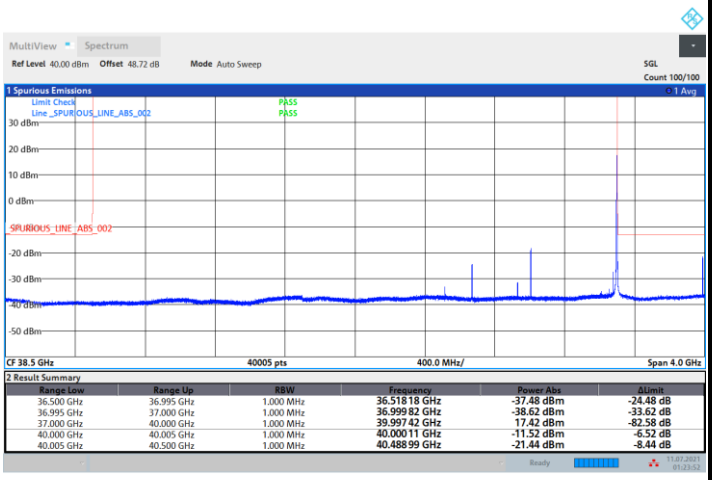

NR Band n260 / 50MHz / 16QAM

Lowest Band Edge / 1 RB

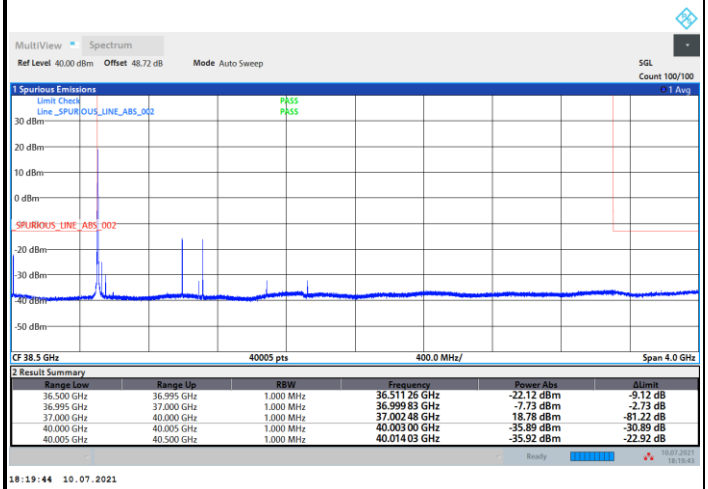

Highest Band Edge / 1 RB

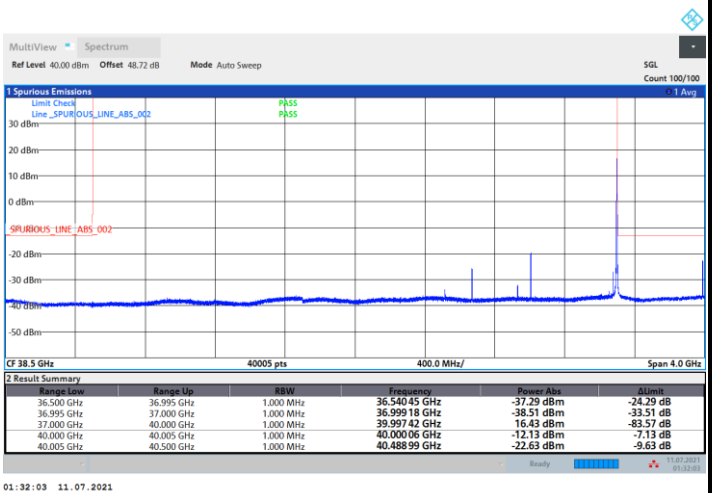

DFT-s-OFDM Module B

NR Band n260 / 50MHz / 64QAM	
Lowest Band Edge / 1 RB	**Highest Band Edge / 1 RB**
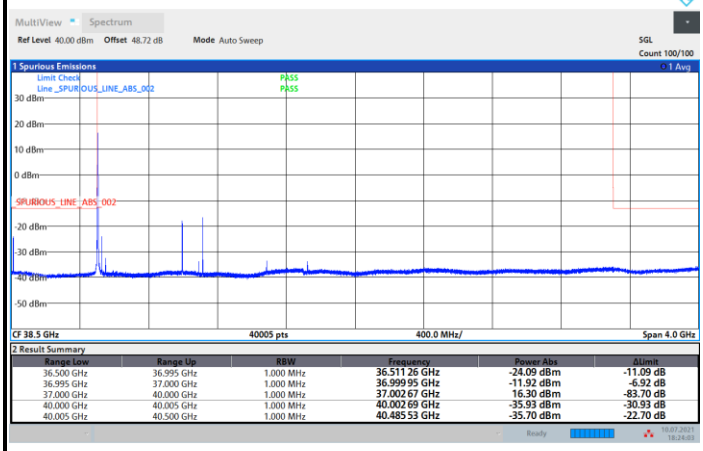	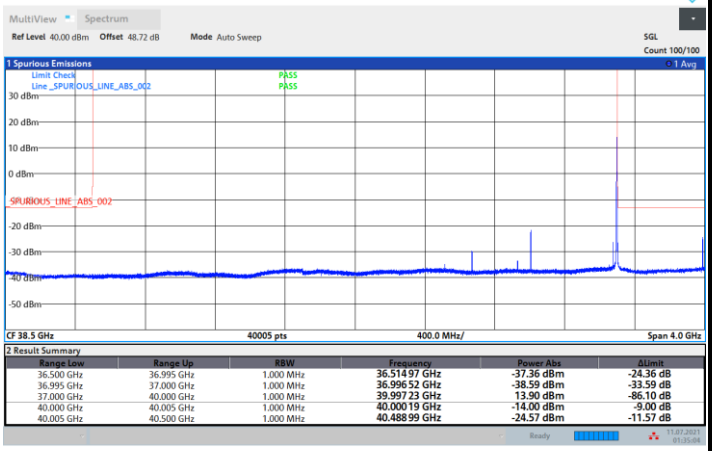

Range Low	Range Up	RBW	Frequency	Power Abs	ΔLimit
36.500 GHz	36.995 GHz	1.000 MHz	36.511 26 GHz	-24.09 dBm	-11.09 dB
36.995 GHz	37.000 GHz	1.000 MHz	36.999 95 GHz	-11.92 dBm	-6.92 dB
37.000 GHz	40.000 GHz	1.000 MHz	37.002 67 GHz	16.30 dBm	-83.70 dB
40.000 GHz	40.005 GHz	1.000 MHz	40.002 69 GHz	-35.93 dBm	-30.93 dB
40.005 GHz	40.500 GHz	1.000 MHz	40.485 53 GHz	-35.70 dBm	-22.70 dB

Range Low	Range Up	RBW	Frequency	Power Abs	ΔLimit
36.500 GHz	36.995 GHz	1.000 MHz	36.514 97 GHz	-37.36 dBm	-24.36 dB
36.995 GHz	37.000 GHz	1.000 MHz	36.996 52 GHz	-38.59 dBm	-33.59 dB
37.000 GHz	40.000 GHz	1.000 MHz	39.997 23 GHz	13.90 dBm	-86.10 dB
40.000 GHz	40.005 GHz	1.000 MHz	40.000 19 GHz	-14.00 dBm	-9.00 dB
40.005 GHz	40.500 GHz	1.000 MHz	40.488 99 GHz	-24.57 dBm	-11.57 dB

CP-OFDM Module B

NR Band n260 / 50MHz / QPSK	
Lowest Band Edge / 1 RB	**Highest Band Edge / 1 RB**
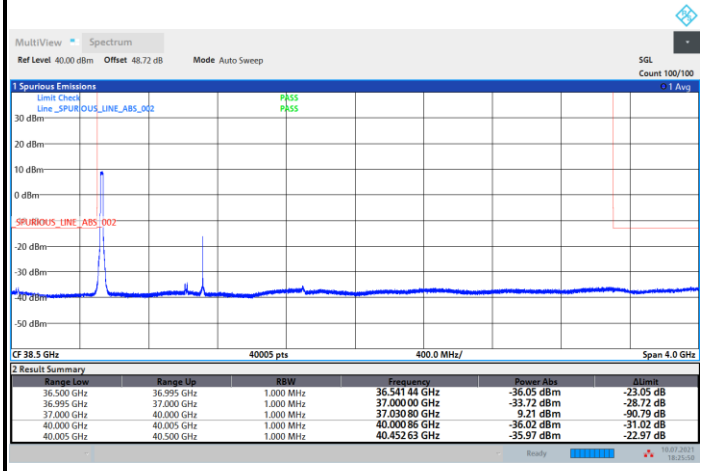	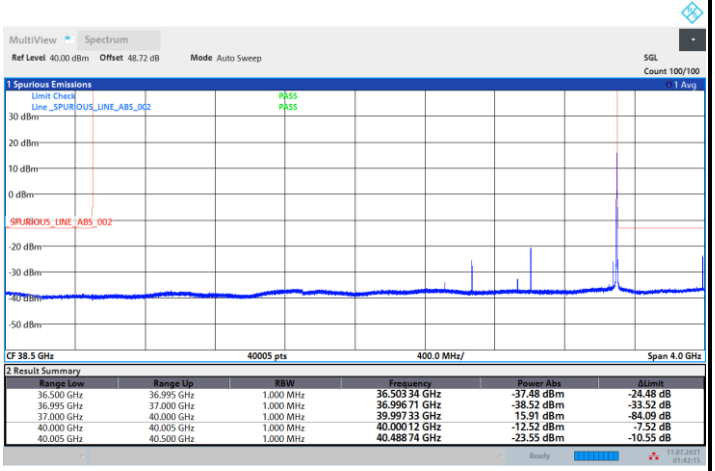

Range Low	Range Up	RBW	Frequency	Power Abs	ΔLimit
36.500 GHz	36.995 GHz	1.000 MHz	36.541 44 GHz	-36.05 dBm	-23.05 dB
36.995 GHz	37.000 GHz	1.000 MHz	37.000 00 GHz	-33.72 dBm	-28.72 dB
37.000 GHz	40.000 GHz	1.000 MHz	37.030 80 GHz	9.21 dBm	-90.79 dB
40.000 GHz	40.005 GHz	1.000 MHz	40.000 86 GHz	-36.02 dBm	-31.02 dB
40.005 GHz	40.500 GHz	1.000 MHz	40.452 63 GHz	-35.97 dBm	-22.97 dB

Range Low	Range Up	RBW	Frequency	Power Abs	ΔLimit
36.500 GHz	36.995 GHz	1.000 MHz	36.503 34 GHz	-37.48 dBm	-24.48 dB
36.995 GHz	37.000 GHz	1.000 MHz	36.996 71 GHz	-38.52 dBm	-33.52 dB
37.000 GHz	40.000 GHz	1.000 MHz	39.997 33 GHz	15.91 dBm	-84.09 dB
40.000 GHz	40.005 GHz	1.000 MHz	40.000 12 GHz	-12.52 dBm	-7.52 dB
40.005 GHz	40.500 GHz	1.000 MHz	40.488 74 GHz	-23.55 dBm	-10.55 dB

DFT-s-OFDM Module B

NR Band n260 / 50MHz / QPSK

Lowest Band Edge / Full RB

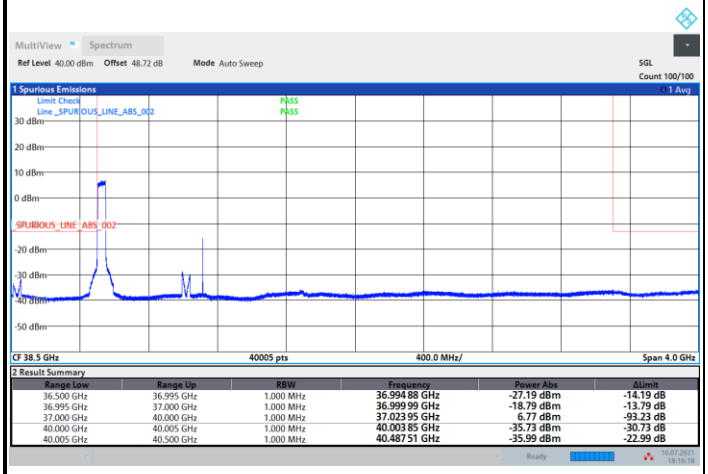

Highest Band Edge / Full RB

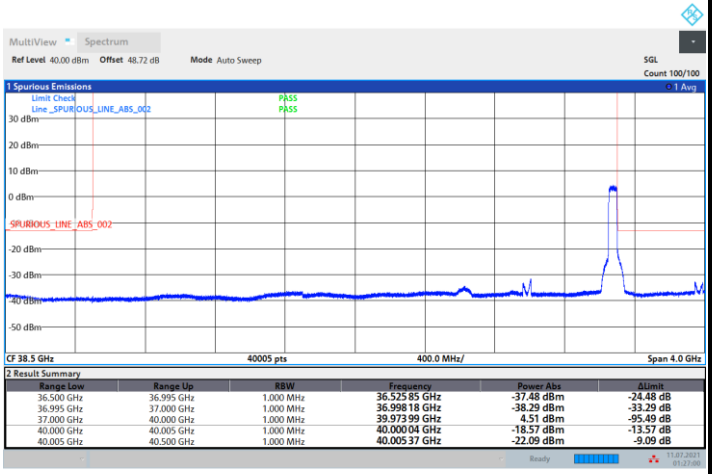

NR Band n260 / 50MHz / 16QAM

Lowest Band Edge / Full RB

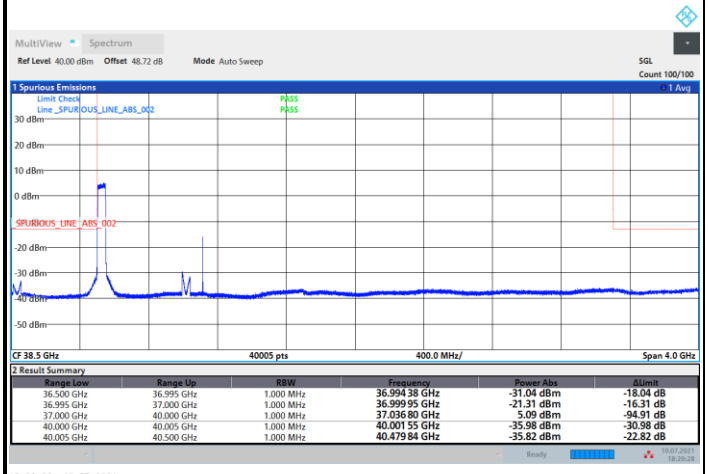

Highest Band Edge / Full RB

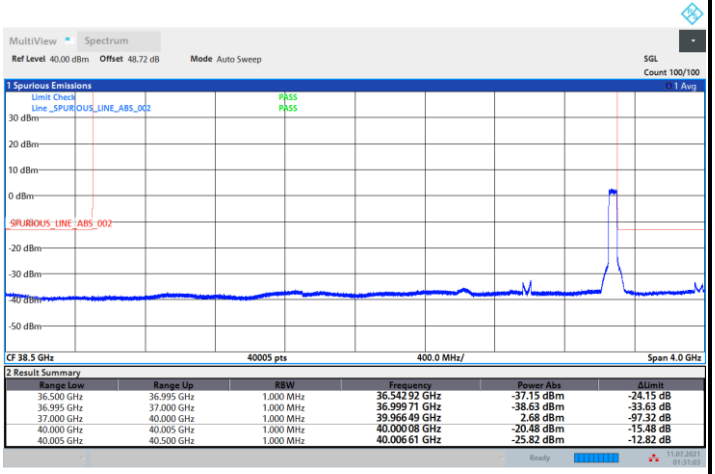

DFT-s-OFDM Module B

NR Band n260 / 50MHz / 64QAM	
Lowest Band Edge / Full RB	**Highest Band Edge / Full RB**
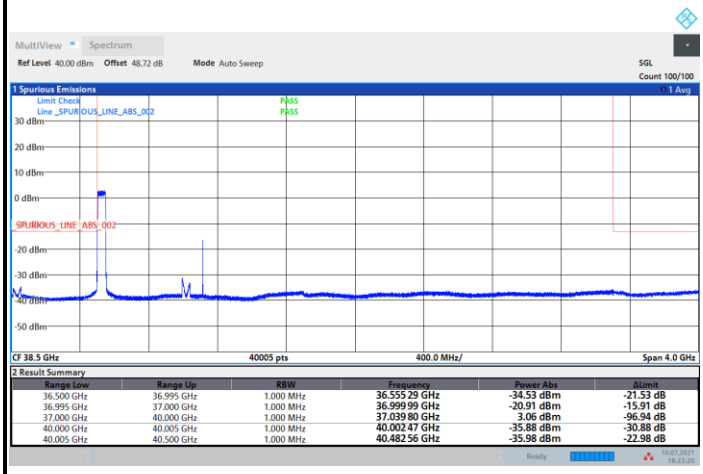	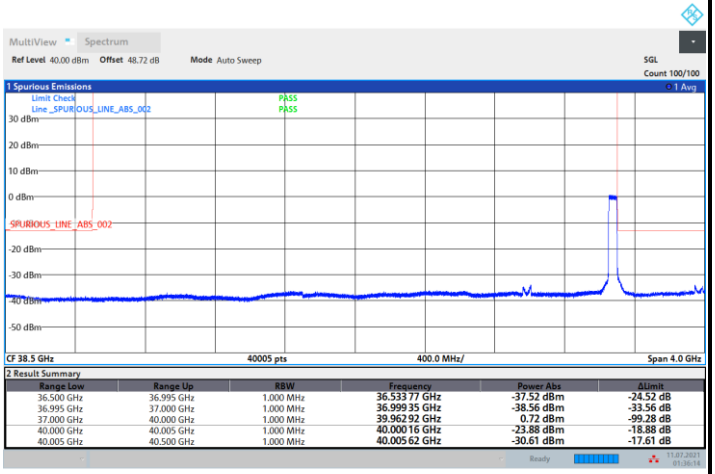

CP-OFDM Module B

NR Band n260 / 50MHz / QPSK	
Lowest Band Edge / Full RB	**Highest Band Edge / Full RB**
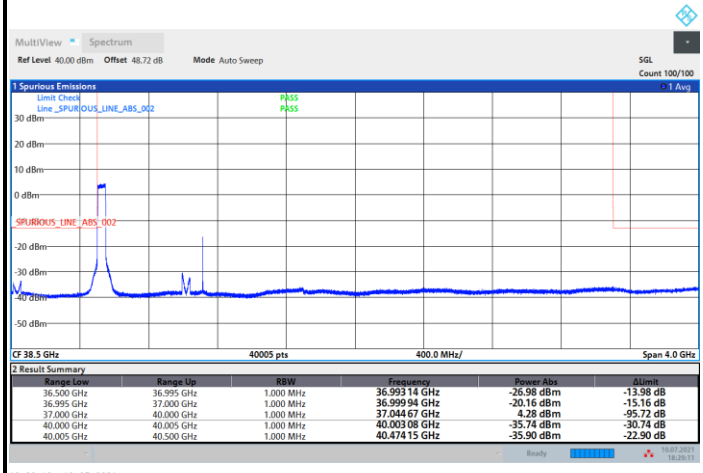	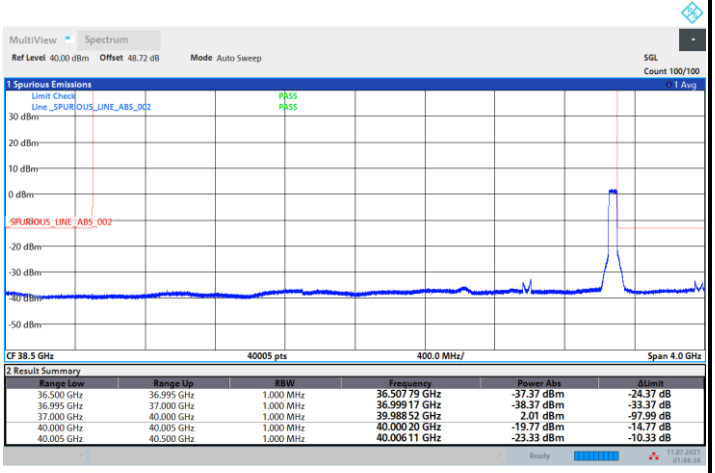

Spurious Emission

Spurious emission between 18GHz to 40GHz worst case plot is reported as following.

DFT-s-OFDM Module B

NR Band n260 QPSK (18-40GHz)	
Lowest Channel / 50MHz	
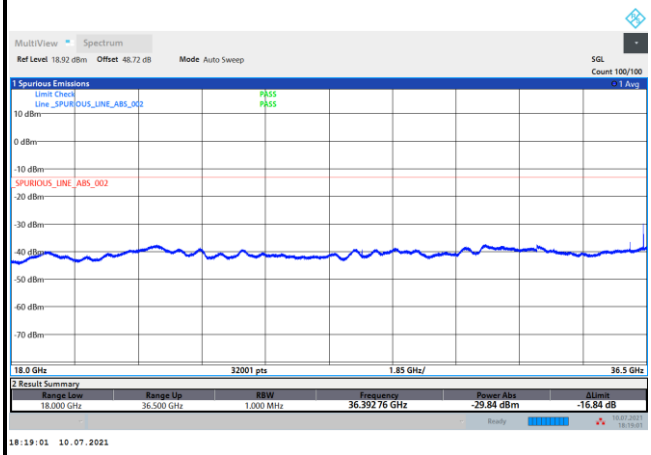	**intentionally blank**
Middle Channel / 50MHz	
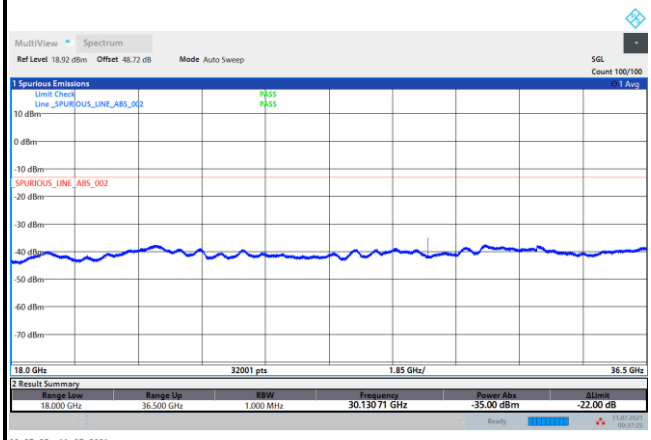	**intentionally blank**
Highest Channel / 50MHz	
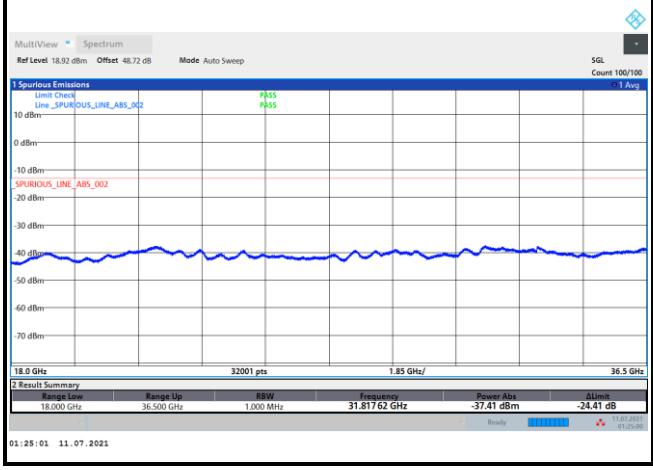	**intentionally blank**

Remark: In band and out of band frequencies that has reported in previous results are omitted.

CP-OFDM Module B

NR Band n260 QPSK (18-40GHz)	
Lowest Channel / 50MHz	
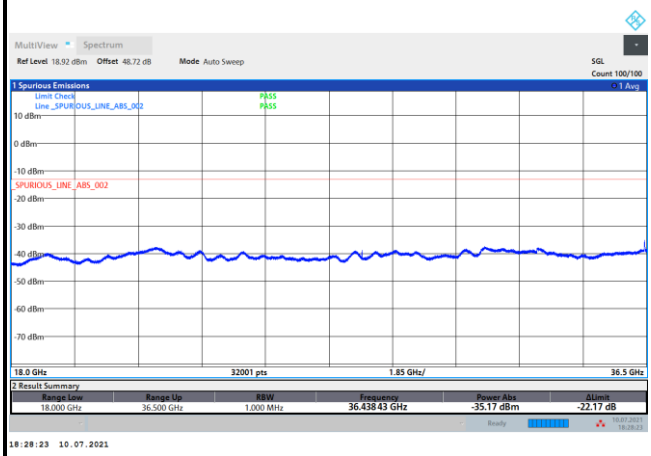	**intentionally blank**
Middle Channel / 50MHz	
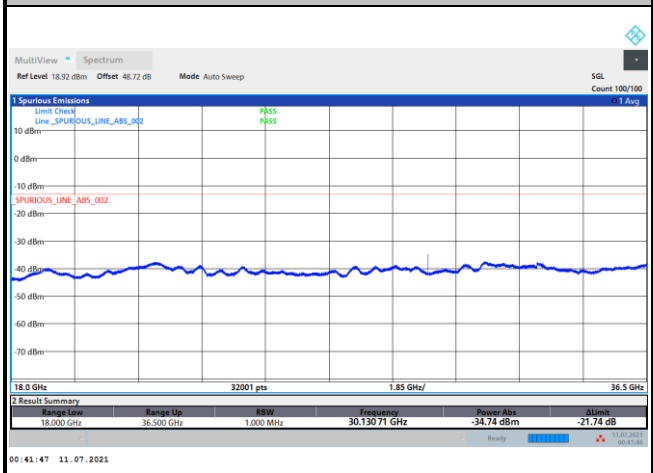	**intentionally blank**
Highest Channel / 50MHz	
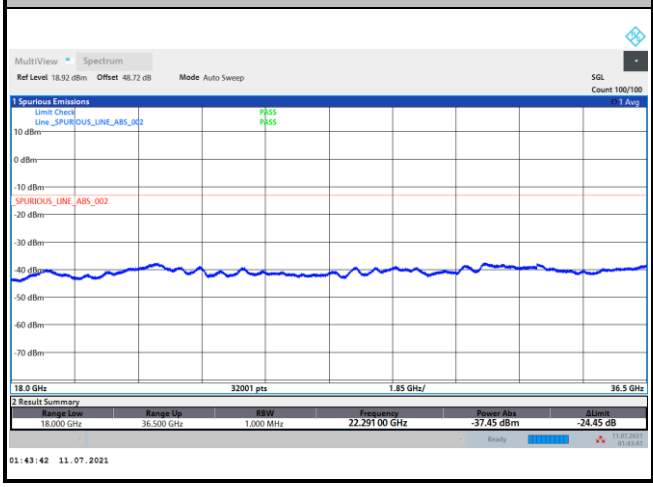	**intentionally blank**

Remark: In band and out of band frequencies that has reported in previous results are omitted.

NR Band n260 Module B Beam V

Occupied Bandwidth

Mode	DFT-s-OFDM Module B NR Band n260 : 99%OBW(MHz)		
BW	50MHz		
Mod.	QPSK	16QAM	64QAM
Lowest CH	45.94	46.24	46.28
Middle CH	46.15	46.31	46.05
Highest CH	46.25	46.36	46.14

Mode	CP-OFDM Module B NR Band n260 : 99%OBW(MHz)
BW	50MHz
Mod.	QPSK
Lowest CH	46.06
Middle CH	46.26
Highest CH	46.16

DFT-s-OFDM Module B

NR Band n260

Lowest Channel / 50MHz / QPSK

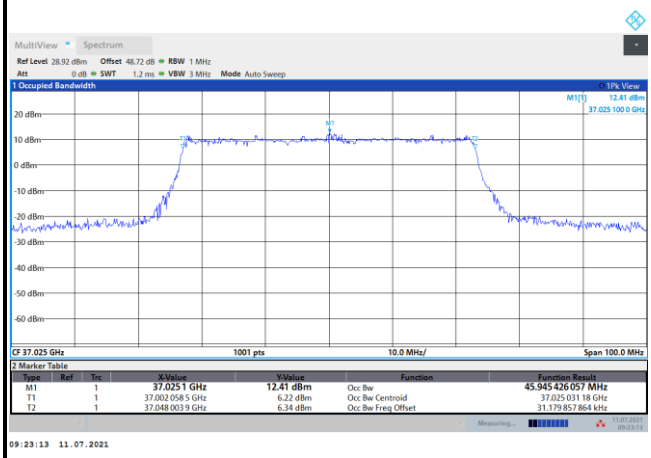

Lowest Channel / 50MHz / 16QAM

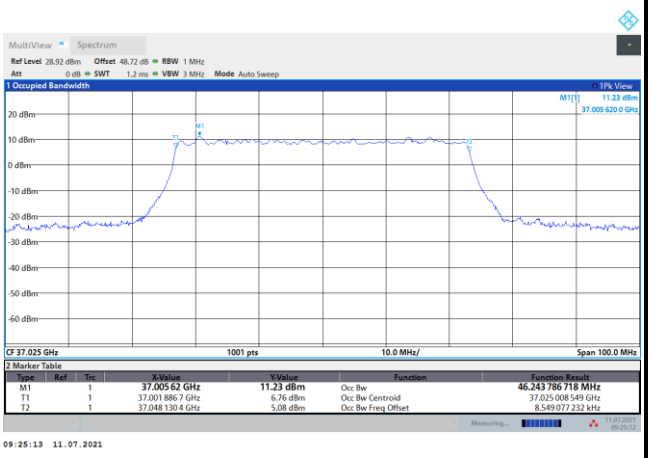

Middle Channel / 50MHz / QPSK

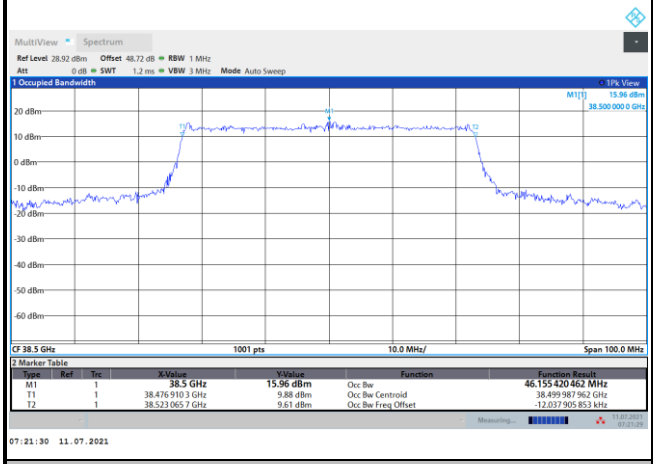

Middle Channel / 50MHz / 16QAM

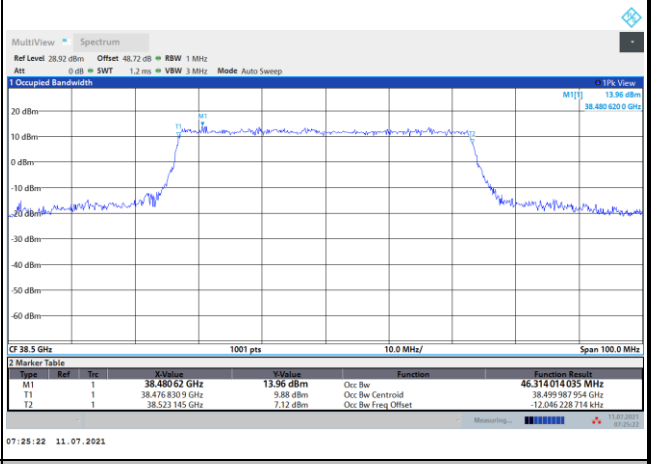

Highest Channel / 50MHz / QPSK

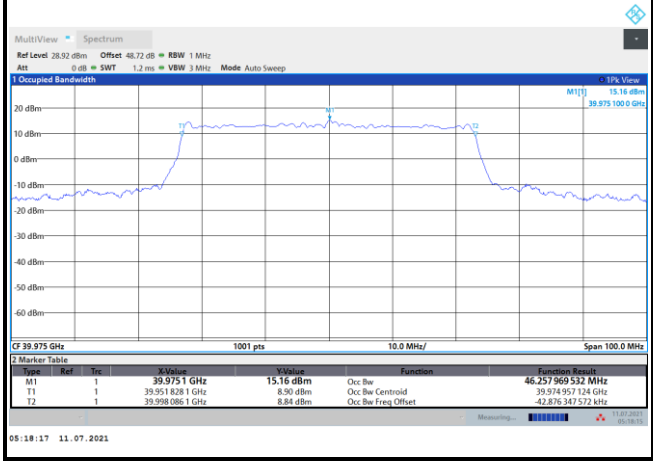
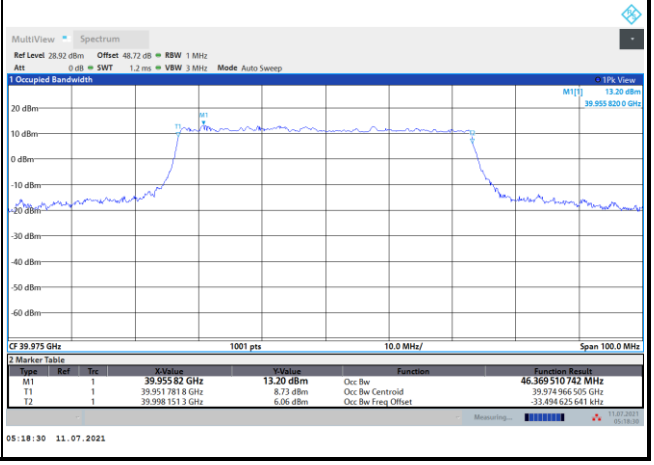
Highest Channel / 50MHz / 16QAM