LTE Band 71

Middle Channel / 5MHz / 256QAM

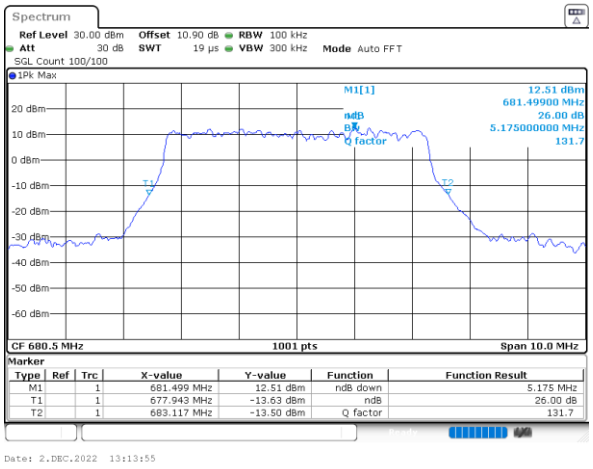

Middle Channel / 10MHz / 256QAM

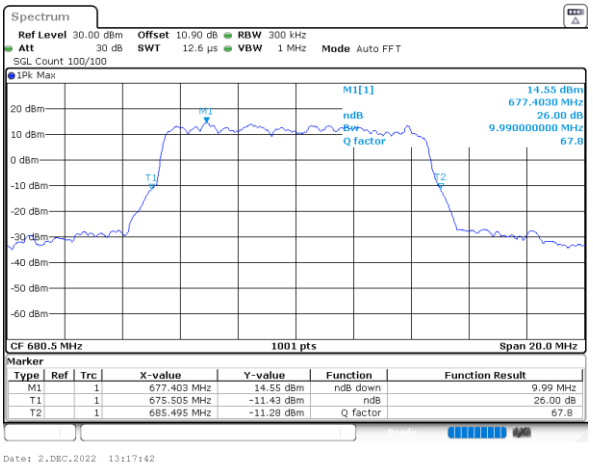

Middle Channel / 15MHz / 256QAM

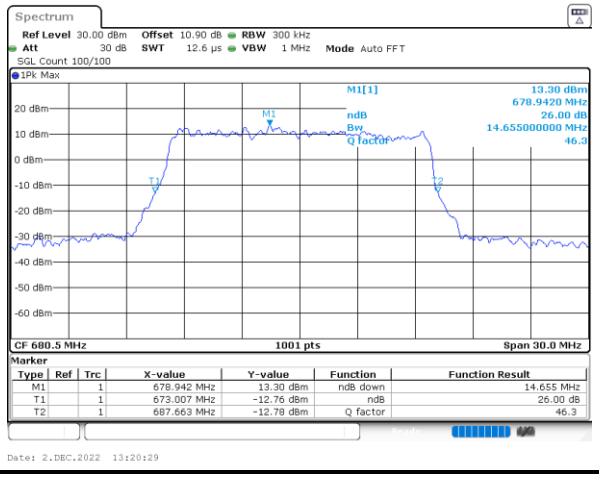

Middle Channel / 20MHz / 256QAM

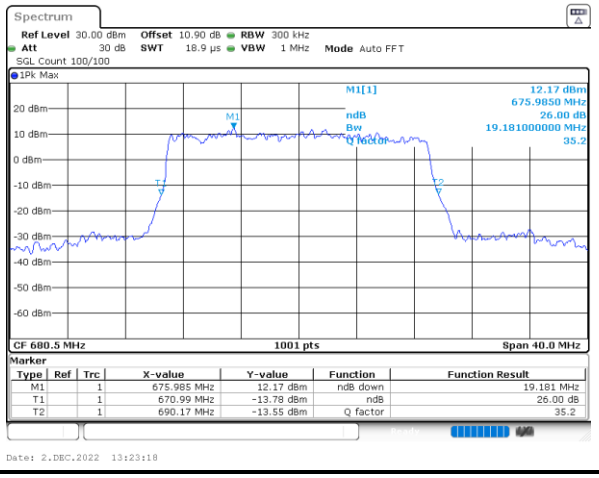

Occupied Bandwidth

Mode	LTE Band 71 : 99%OBW(MHz)											
BW	1.4MHz		3MHz		5MHz		10MHz		15MHz		20MHz	
Mod.	QPSK	16QAM	QPSK	16QAM	QPSK	16QAM	QPSK	16QAM	QPSK	16QAM	QPSK	16QAM
Middle CH	-	-	-	-	4.52	4.52	9.03	9.03	13.46	13.40	17.82	17.90
Mode	LTE Band 71 : 99%OBW(MHz)											
BW	1.4MHz		3MHz		5MHz		10MHz		15MHz		20MHz	
Mod.	64QAM	256QAM	64QAM	256QAM	64QAM	256QAM	64QAM	256QAM	64QAM	256QAM	64QAM	256QAM
Middle CH	-	-	-	-	4.53	4.49	8.97	9.05	13.43	13.43	17.82	17.78

LTE Band 71

Middle Channel / 5MHz / QPSK

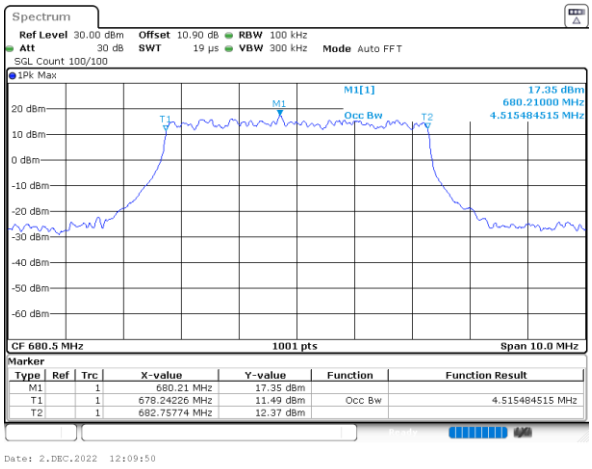

Middle Channel / 5MHz / 16QAM

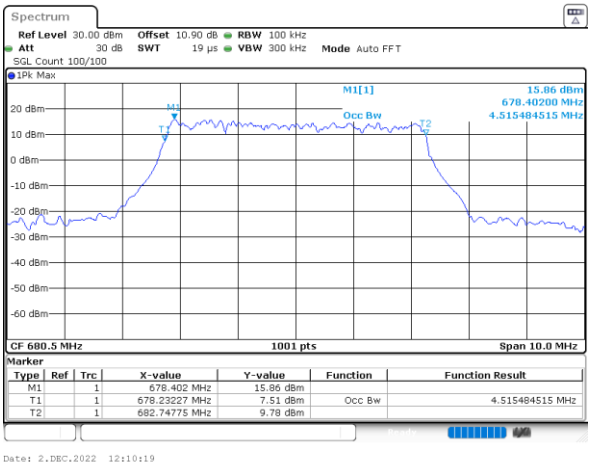

Middle Channel / 10MHz / QPSK

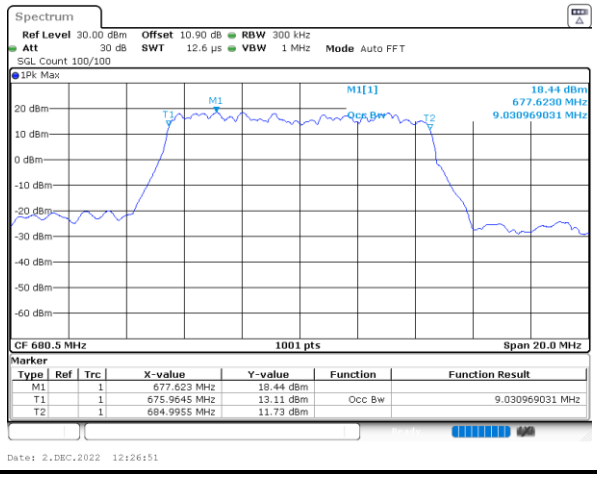

Middle Channel / 10MHz / 16QAM

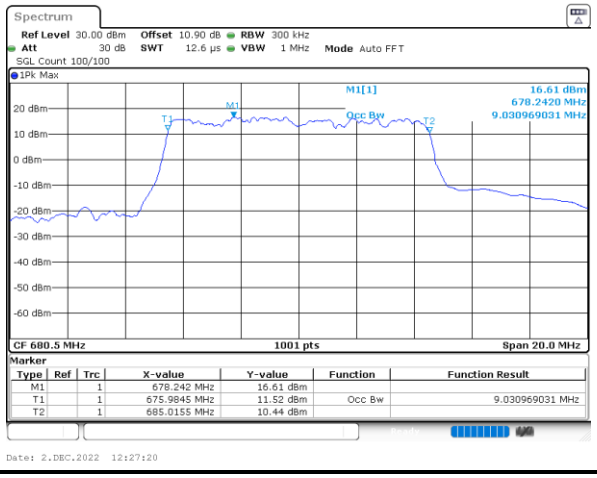

LTE Band 71

Middle Channel / 15MHz / QPSK

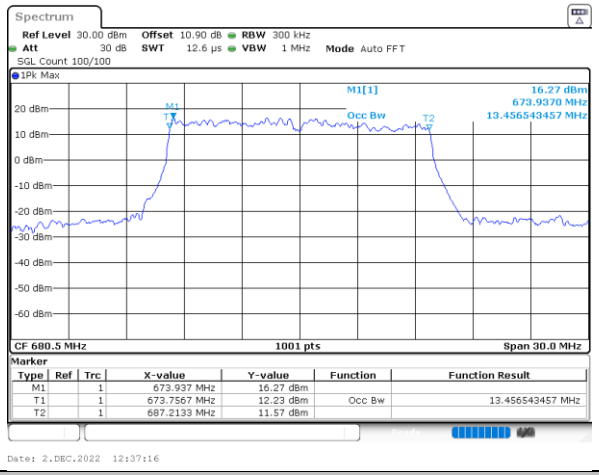

Middle Channel / 15MHz / 16QAM

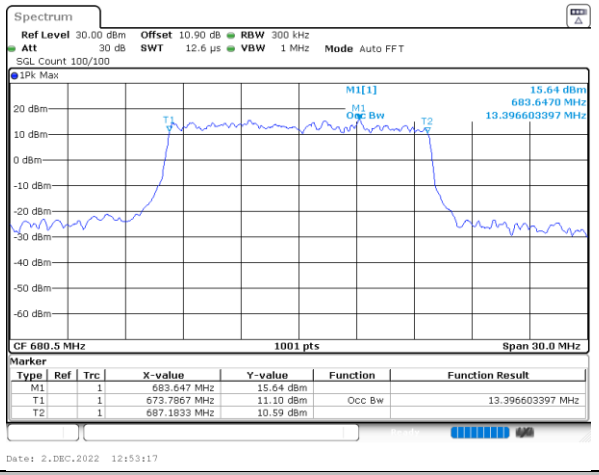

Middle Channel / 20MHz / QPSK

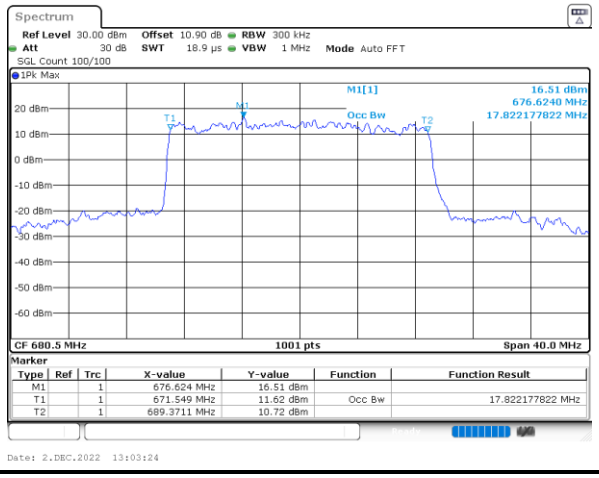

Middle Channel / 20MHz / 16QAM

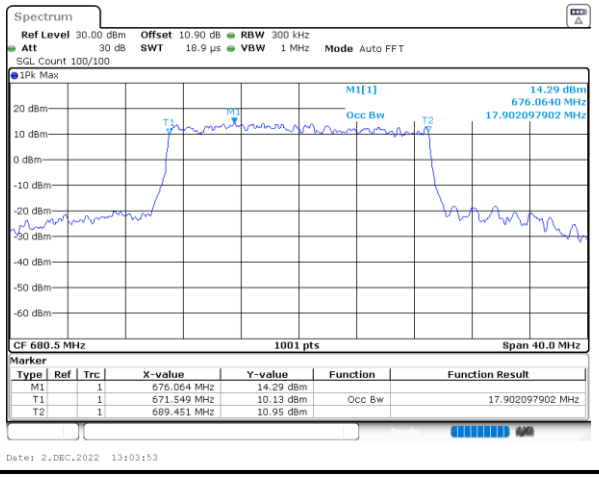

LTE Band 71

Middle Channel / 5MHz / 64QAM

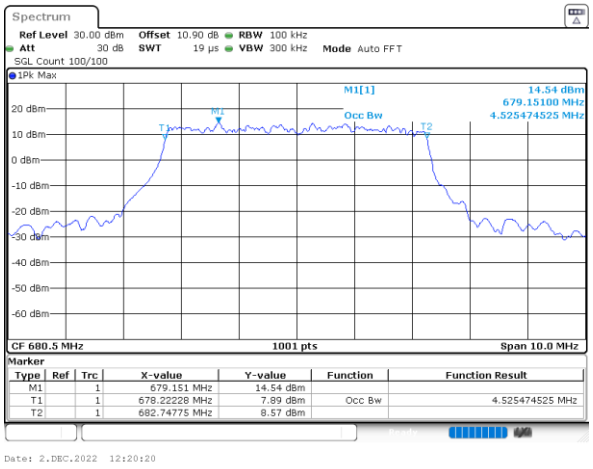

Middle Channel / 10MHz / 64QAM

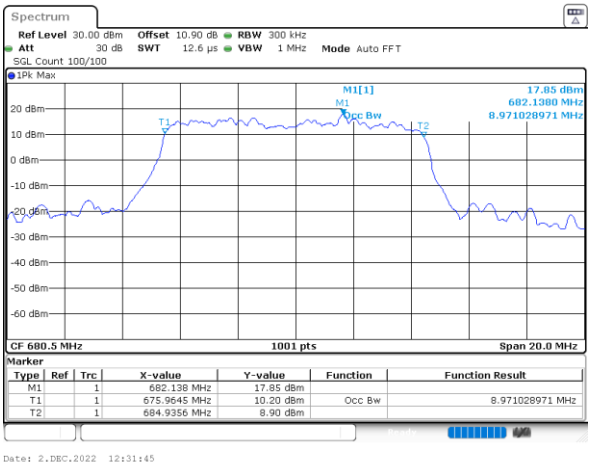

Middle Channel / 15MHz / 64QAM

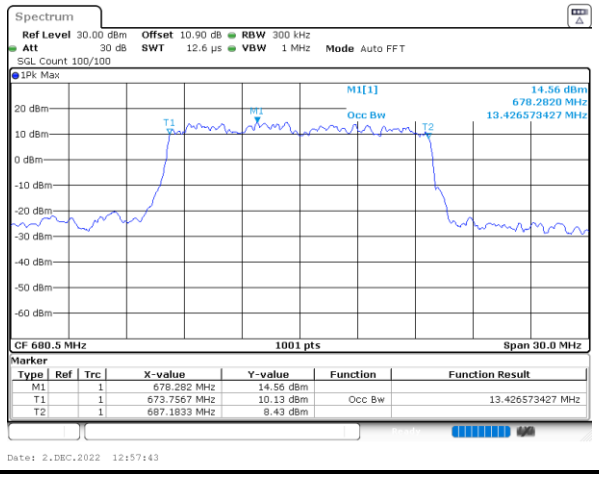

Middle Channel / 20MHz / 64QAM

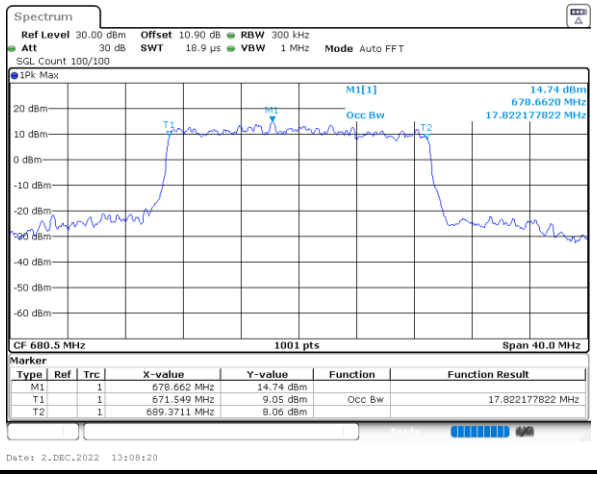

LTE Band 71

Middle Channel / 5MHz / 256QAM

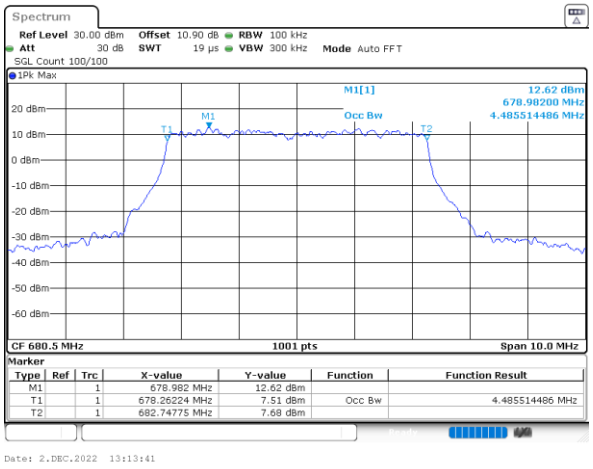

Middle Channel / 10MHz / 256QAM

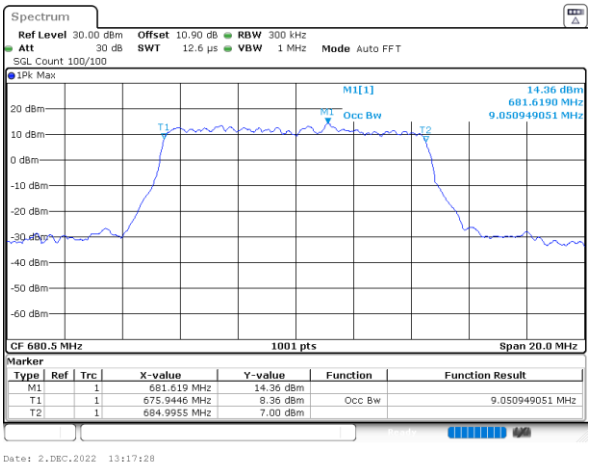

Middle Channel / 15MHz / 256QAM

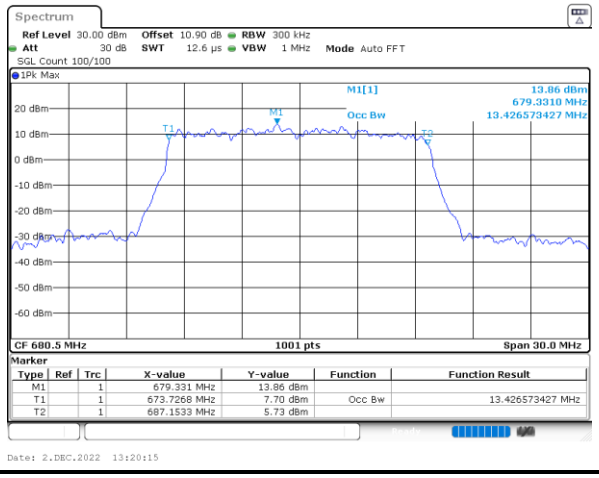

Middle Channel / 20MHz / 256QAM

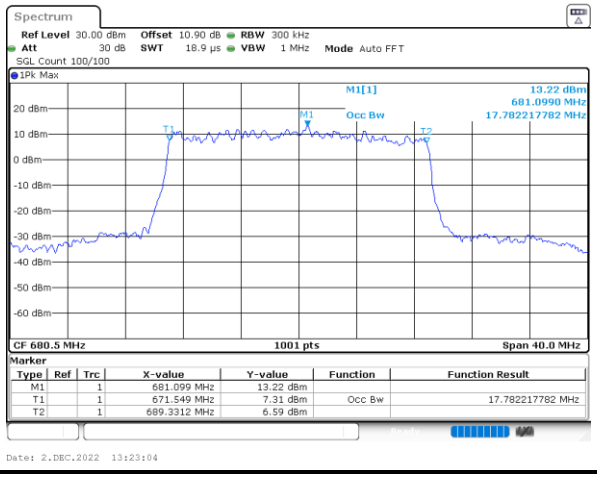

Conducted Band Edge

LTE Band 71 / 5MHz / QPSK

Lowest Band Edge / 1 RB

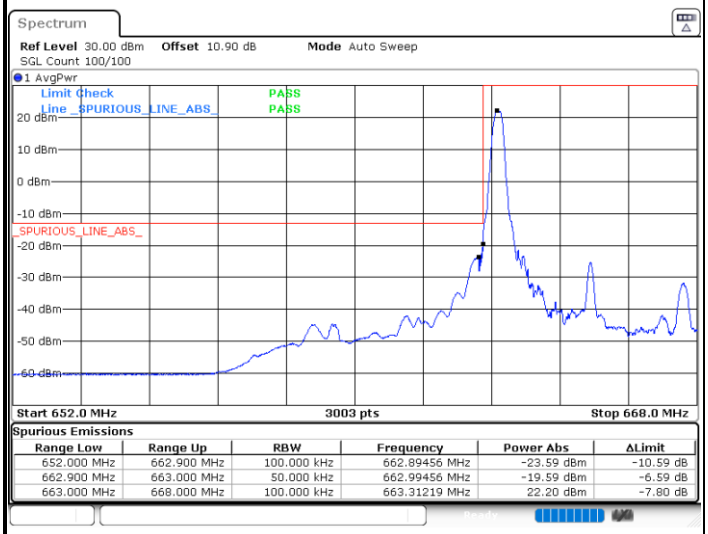

Spurious Emissions

Range Low	Range Up	RBW	Frequency	Power Abs	ΔLimit
652.000 MHz	662.900 MHz	100.000 kHz	662.89456 MHz	-23.59 dBm	-10.59 dB
662.900 MHz	663.000 MHz	50.000 kHz	662.99456 MHz	-19.59 dBm	-6.59 dB
663.000 MHz	668.000 MHz	100.000 kHz	663.31219 MHz	22.20 dBm	-7.80 dB

Date: 2.DEC.2022 12:05:02

Highest Band Edge / 1 RB

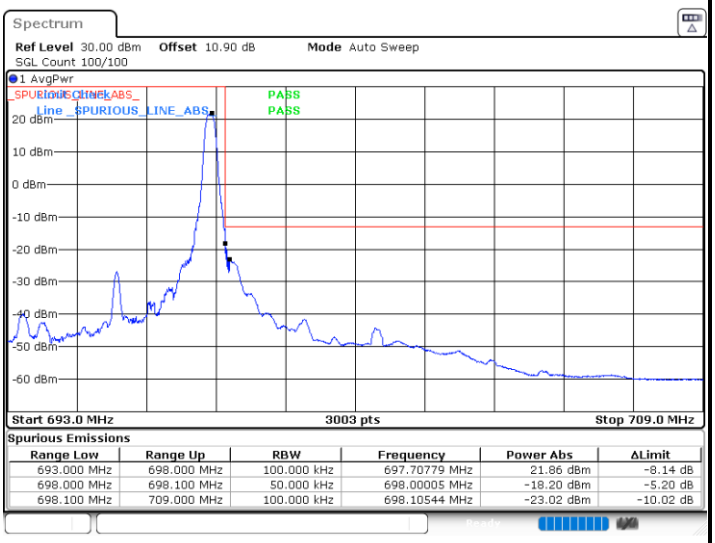

Spurious Emissions

Range Low	Range Up	RBW	Frequency	Power Abs	ΔLimit
693.000 MHz	698.000 MHz	100.000 kHz	697.70779 MHz	21.86 dBm	-8.14 dB
698.000 MHz	698.100 MHz	50.000 kHz	698.00005 MHz	-18.20 dBm	-5.20 dB
698.100 MHz	709.000 MHz	100.000 kHz	698.10544 MHz	-23.02 dBm	-10.02 dB

Date: 2.DEC.2022 12:13:33

Lowest Band Edge / Full RB

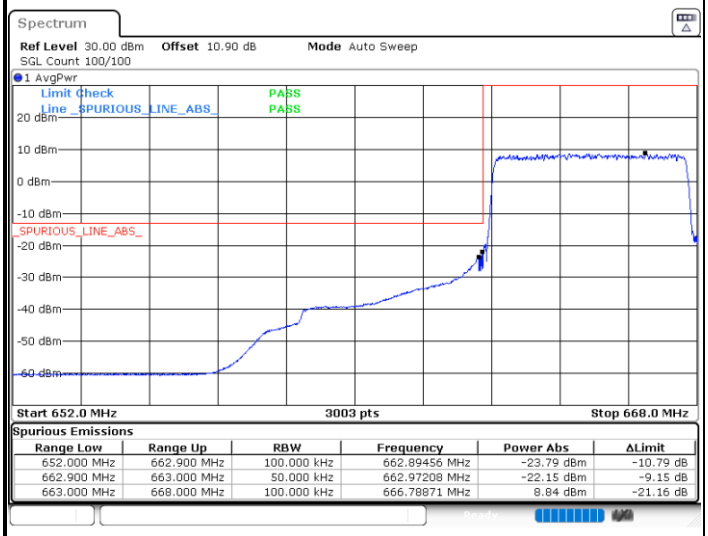

Spurious Emissions

Range Low	Range Up	RBW	Frequency	Power Abs	ΔLimit
652.000 MHz	662.900 MHz	100.000 kHz	662.89456 MHz	-23.79 dBm	-10.79 dB
662.900 MHz	663.000 MHz	50.000 kHz	662.97208 MHz	-22.15 dBm	-9.15 dB
663.000 MHz	668.000 MHz	100.000 kHz	666.78871 MHz	8.84 dBm	-21.16 dB

Date: 2.DEC.2022 12:07:01

Highest Band Edge / Full RB

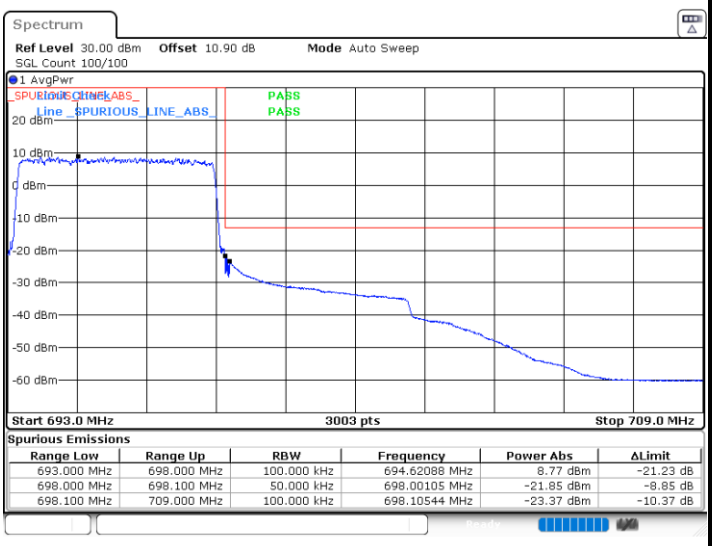

Spurious Emissions

Range Low	Range Up	RBW	Frequency	Power Abs	ΔLimit
693.000 MHz	698.000 MHz	100.000 kHz	694.62088 MHz	8.77 dBm	-21.23 dB
698.000 MHz	698.100 MHz	50.000 kHz	698.00105 MHz	-21.85 dBm	-8.85 dB
698.100 MHz	709.000 MHz	100.000 kHz	698.10544 MHz	-23.37 dBm	-10.37 dB

Date: 2.DEC.2022 12:15:33

LTE Band 71 / 5MHz / 16QAM

Lowest Band Edge / 1RB

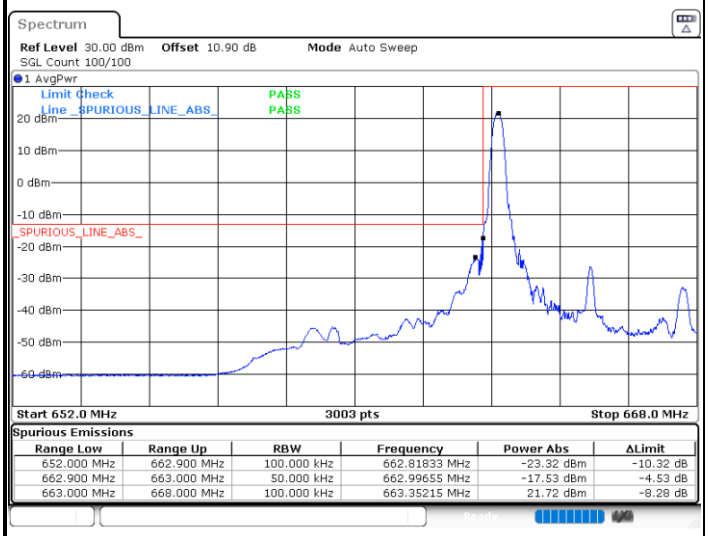

Spurious Emissions

Range Low	Range Up	RBW	Frequency	Power Abs	ΔLimit
652.000 MHz	662.900 MHz	100.000 kHz	662.81833 MHz	-23.32 dBm	-10.32 dB
662.900 MHz	663.000 MHz	50.000 kHz	662.99655 MHz	-17.53 dBm	-4.53 dB
663.000 MHz	668.000 MHz	100.000 kHz	663.35215 MHz	21.72 dBm	-8.28 dB

Date: 2.DEC.2022 12:06:02

Highest Band Edge / 1 RB

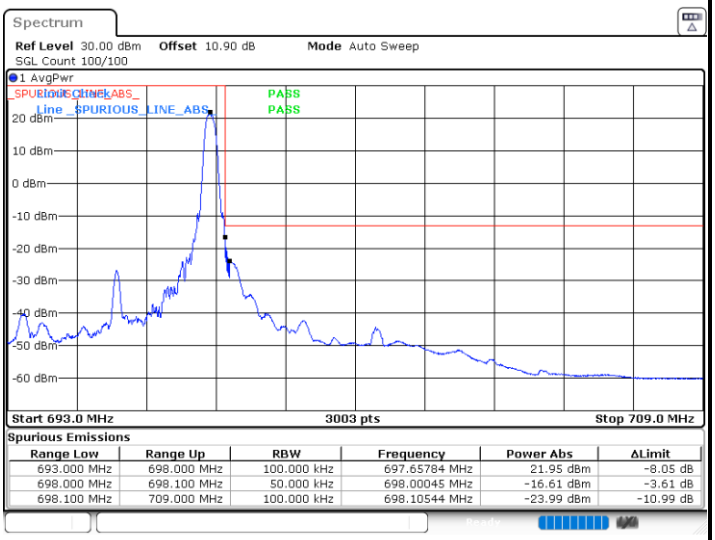

Spurious Emissions

Range Low	Range Up	RBW	Frequency	Power Abs	ΔLimit
693.000 MHz	698.000 MHz	100.000 kHz	697.65784 MHz	21.95 dBm	-8.05 dB
698.000 MHz	698.100 MHz	50.000 kHz	698.00045 MHz	-16.61 dBm	-3.61 dB
698.100 MHz	709.000 MHz	100.000 kHz	698.10544 MHz	-23.99 dBm	-10.99 dB

Date: 2.DEC.2022 12:14:33

Lowest Band Edge / Full RB

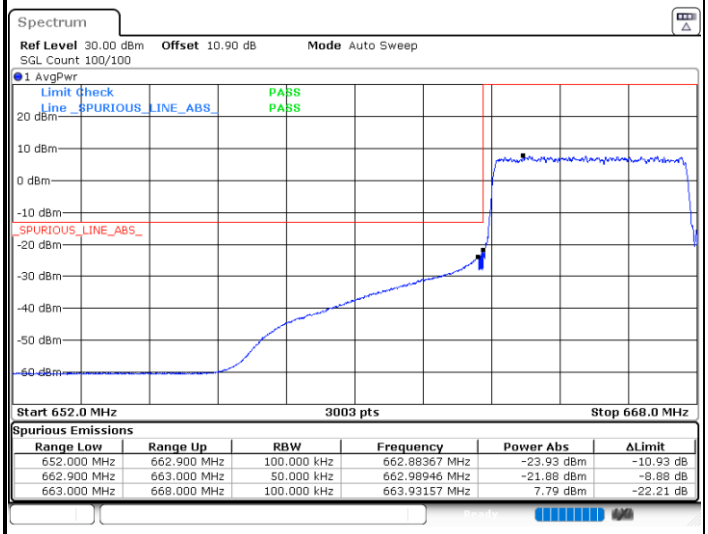

Spurious Emissions

Range Low	Range Up	RBW	Frequency	Power Abs	ΔLimit
652.000 MHz	662.900 MHz	100.000 kHz	662.88367 MHz	-23.93 dBm	-10.93 dB
662.900 MHz	663.000 MHz	50.000 kHz	662.98946 MHz	-21.88 dBm	-8.88 dB
663.000 MHz	668.000 MHz	100.000 kHz	663.93157 MHz	7.79 dBm	-22.21 dB

Date: 2.DEC.2022 12:08:01

Highest Band Edge / Full RB

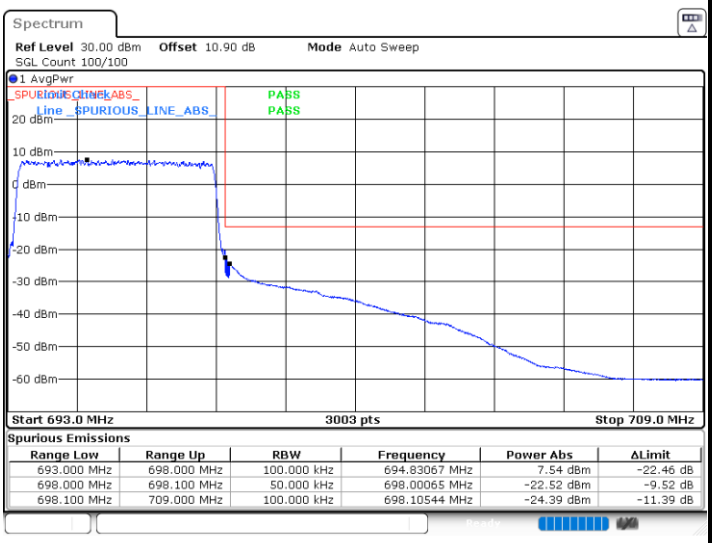

Spurious Emissions

Range Low	Range Up	RBW	Frequency	Power Abs	ΔLimit
693.000 MHz	698.000 MHz	100.000 kHz	694.83067 MHz	7.54 dBm	-22.46 dB
698.000 MHz	698.100 MHz	50.000 kHz	698.00065 MHz	-22.52 dBm	-9.52 dB
698.100 MHz	709.000 MHz	100.000 kHz	698.10544 MHz	-24.39 dBm	-11.39 dB

Date: 2.DEC.2022 12:16:32

LTE Band 71 / 5MHz / 64QAM

Lowest Band Edge / 1RB

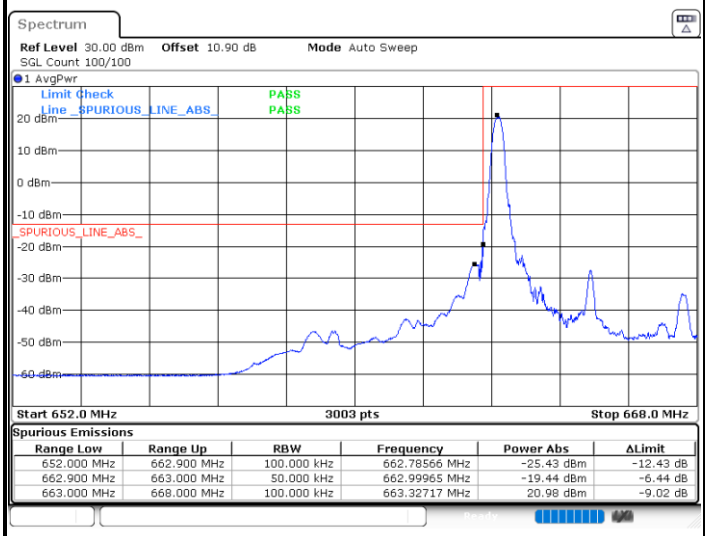

Spurious Emissions

Range Low	Range Up	RBW	Frequency	Power Abs	ΔLimit
652.000 MHz	662.900 MHz	100.000 kHz	662.78566 MHz	-25.43 dBm	-12.43 dB
662.900 MHz	663.000 MHz	50.000 kHz	662.99965 MHz	-19.44 dBm	-6.44 dB
663.000 MHz	668.000 MHz	100.000 kHz	663.32717 MHz	20.98 dBm	-9.02 dB

Date: 2.DEC.2022 12:18:50

Highest Band Edge / 1 RB

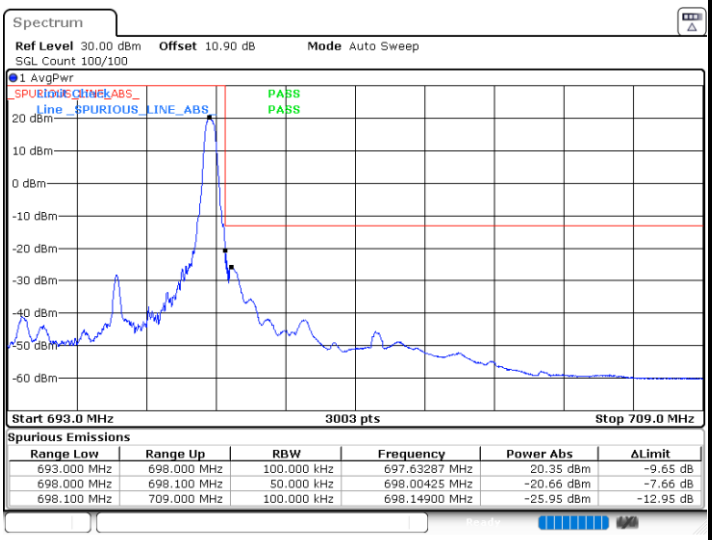

Spurious Emissions

Range Low	Range Up	RBW	Frequency	Power Abs	ΔLimit
693.000 MHz	698.000 MHz	100.000 kHz	697.63287 MHz	20.35 dBm	-9.65 dB
698.000 MHz	698.100 MHz	50.000 kHz	698.00425 MHz	-20.66 dBm	-7.66 dB
698.100 MHz	709.000 MHz	100.000 kHz	698.14900 MHz	-25.95 dBm	-12.95 dB

Date: 2.DEC.2022 12:21:33

Lowest Band Edge / Full RB

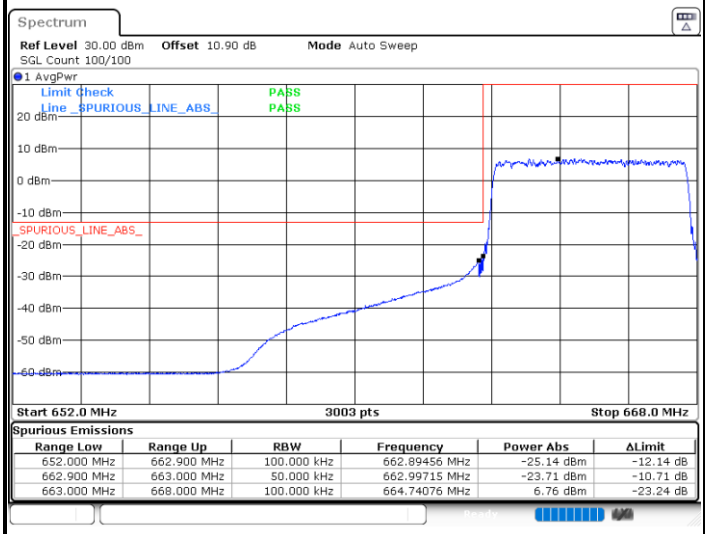

Spurious Emissions

Range Low	Range Up	RBW	Frequency	Power Abs	ΔLimit
652.000 MHz	662.900 MHz	100.000 kHz	662.89456 MHz	-25.14 dBm	-12.14 dB
662.900 MHz	663.000 MHz	50.000 kHz	662.99715 MHz	-23.71 dBm	-10.71 dB
663.000 MHz	668.000 MHz	100.000 kHz	664.74076 MHz	6.76 dBm	-23.24 dB

Date: 2.DEC.2022 12:19:50

Highest Band Edge / Full RB

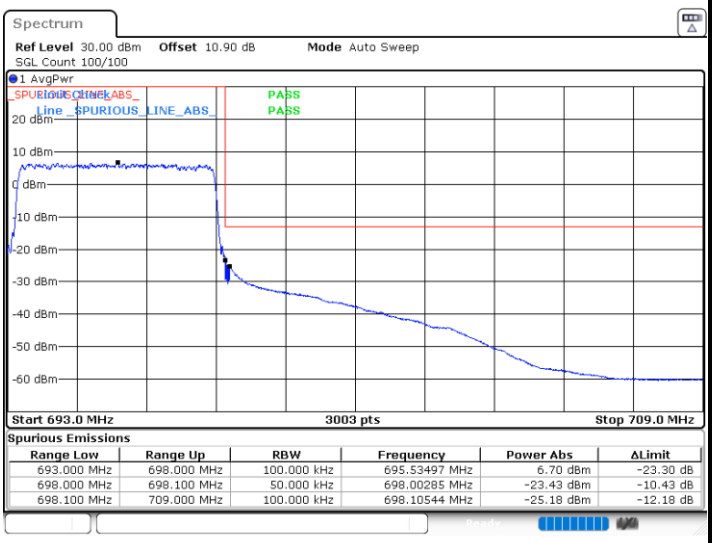

Spurious Emissions

Range Low	Range Up	RBW	Frequency	Power Abs	ΔLimit
693.000 MHz	698.000 MHz	100.000 kHz	695.53497 MHz	6.70 dBm	-23.30 dB
698.000 MHz	698.100 MHz	50.000 kHz	698.00285 MHz	-23.43 dBm	-10.43 dB
698.100 MHz	709.000 MHz	100.000 kHz	698.10544 MHz	-25.18 dBm	-12.18 dB

Date: 2.DEC.2022 12:22:32

LTE Band 71 / 5MHz / 256QAM

Lowest Band Edge / 1RB

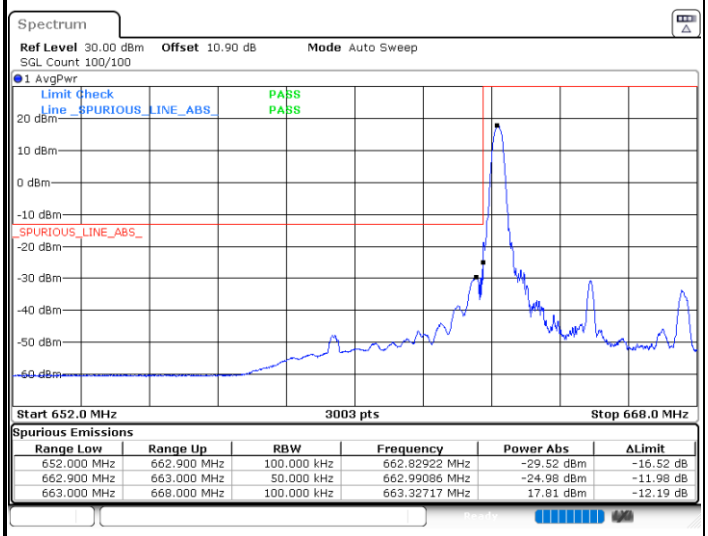

Spurious Emissions

Range Low	Range Up	RBW	Frequency	Power Abs	ΔLimit
652.000 MHz	662.900 MHz	100.000 kHz	662.82922 MHz	-29.52 dBm	-16.52 dB
662.900 MHz	663.000 MHz	50.000 kHz	662.99086 MHz	-24.98 dBm	-11.98 dB
663.000 MHz	668.000 MHz	100.000 kHz	663.32717 MHz	17.81 dBm	-12.19 dB

Date: 2.DEC.2022 13:12:11

Highest Band Edge / 1 RB

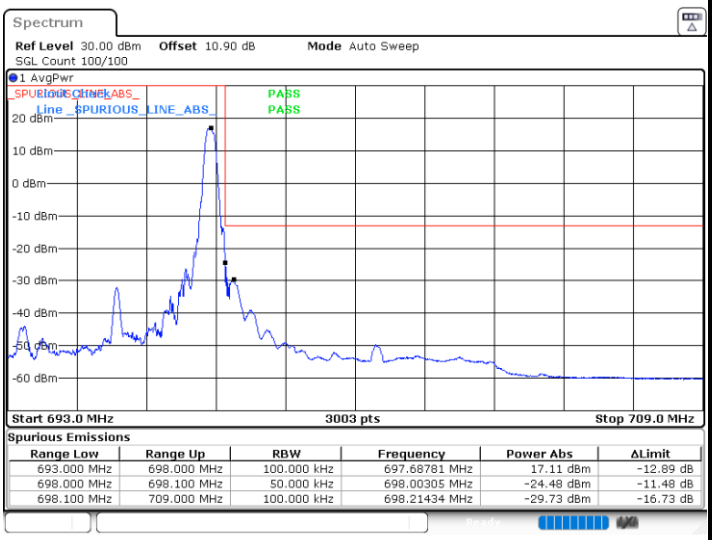

Spurious Emissions

Range Low	Range Up	RBW	Frequency	Power Abs	ΔLimit
693.000 MHz	698.000 MHz	100.000 kHz	697.68781 MHz	17.11 dBm	-12.89 dB
698.000 MHz	698.100 MHz	50.000 kHz	698.00305 MHz	-24.48 dBm	-11.48 dB
698.100 MHz	709.000 MHz	100.000 kHz	698.21434 MHz	-29.73 dBm	-16.73 dB

Date: 2.DEC.2022 13:14:53

Lowest Band Edge / Full RB

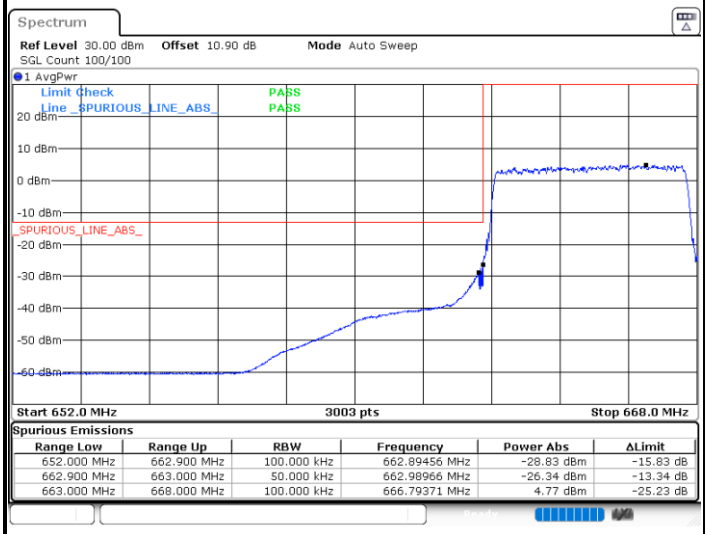

Spurious Emissions

Range Low	Range Up	RBW	Frequency	Power Abs	ΔLimit
652.000 MHz	662.900 MHz	100.000 kHz	662.89456 MHz	-28.83 dBm	-15.83 dB
662.900 MHz	663.000 MHz	50.000 kHz	662.98966 MHz	-26.34 dBm	-13.34 dB
663.000 MHz	668.000 MHz	100.000 kHz	666.79371 MHz	4.77 dBm	-25.23 dB

Date: 2.DEC.2022 13:13:11

Highest Band Edge / Full RB

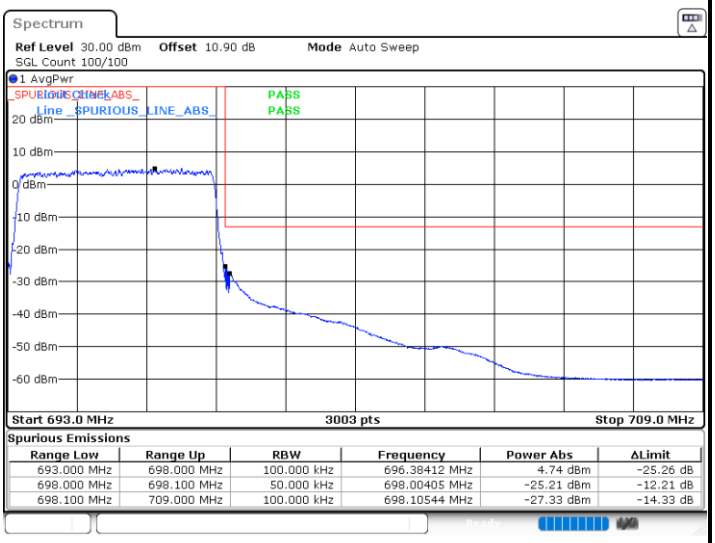

Spurious Emissions

Range Low	Range Up	RBW	Frequency	Power Abs	ΔLimit
693.000 MHz	698.000 MHz	100.000 kHz	696.38412 MHz	4.74 dBm	-25.26 dB
698.000 MHz	698.100 MHz	50.000 kHz	698.00405 MHz	-25.21 dBm	-12.21 dB
698.100 MHz	709.000 MHz	100.000 kHz	698.10544 MHz	-27.33 dBm	-14.33 dB

Date: 2.DEC.2022 13:15:53

LTE Band 71 / 10MHz / QPSK

Lowest Band Edge / Full RB

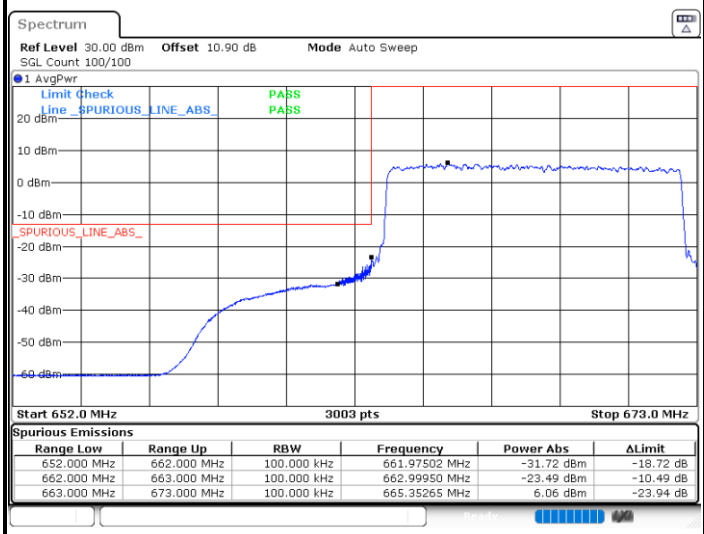

Spurious Emissions

Range Low	Range Up	RBW	Frequency	Power Abs	ΔLimit
652.000 MHz	662.000 MHz	100.000 kHz	661.97502 MHz	-31.72 dBm	-18.72 dB
662.000 MHz	663.000 MHz	100.000 kHz	662.99950 MHz	-23.49 dBm	-10.49 dB
663.000 MHz	673.000 MHz	100.000 kHz	665.35265 MHz	6.06 dBm	-23.94 dB

Date: 2.DEC.2022 12:25:21

Highest Band Edge / Full RB

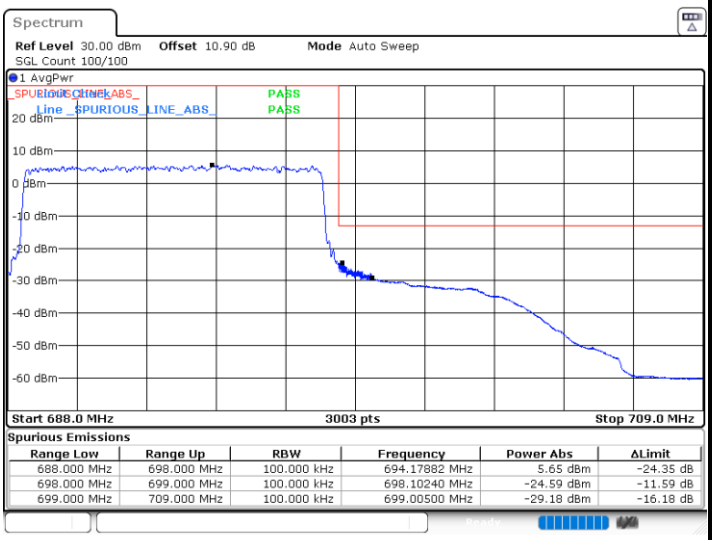

Spurious Emissions

Range Low	Range Up	RBW	Frequency	Power Abs	ΔLimit
688.000 MHz	698.000 MHz	100.000 kHz	694.17882 MHz	5.65 dBm	-24.35 dB
698.000 MHz	699.000 MHz	100.000 kHz	698.10240 MHz	-24.59 dBm	-11.59 dB
699.000 MHz	709.000 MHz	100.000 kHz	699.00500 MHz	-29.18 dBm	-16.18 dB

Date: 2.DEC.2022 12:29:16

LTE Band 71 / 10MHz / 16QAM

Lowest Band Edge / Full RB

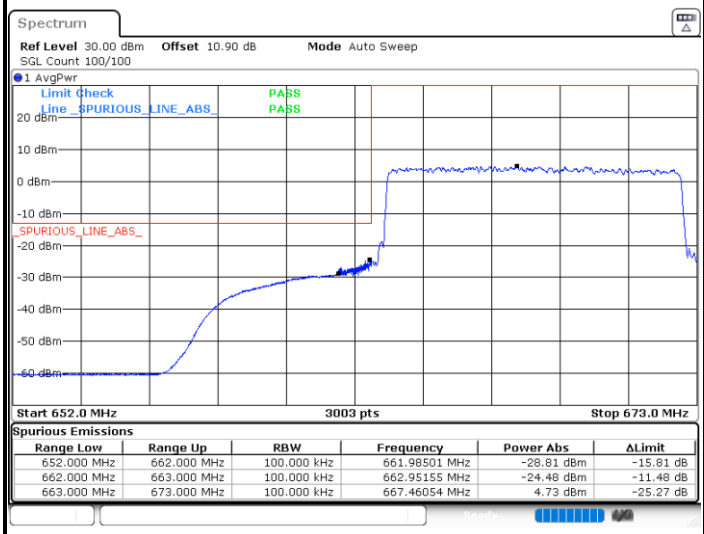

Spurious Emissions

Range Low	Range Up	RBW	Frequency	Power Abs	ΔLimit
652.000 MHz	662.000 MHz	100.000 kHz	661.98501 MHz	-28.81 dBm	-15.81 dB
662.000 MHz	663.000 MHz	100.000 kHz	662.95155 MHz	-24.48 dBm	-11.48 dB
663.000 MHz	673.000 MHz	100.000 kHz	667.46054 MHz	4.73 dBm	-25.27 dB

Date: 2.DEC.2022 12:26:21

Highest Band Edge / Full RB

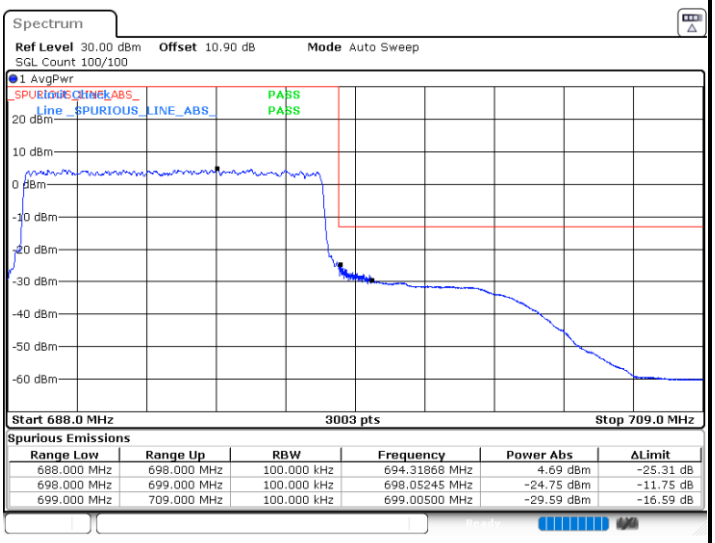

Spurious Emissions

Range Low	Range Up	RBW	Frequency	Power Abs	ΔLimit
688.000 MHz	698.000 MHz	100.000 kHz	694.31868 MHz	4.69 dBm	-25.31 dB
698.000 MHz	699.000 MHz	100.000 kHz	698.05245 MHz	-24.75 dBm	-11.75 dB
699.000 MHz	709.000 MHz	100.000 kHz	699.00500 MHz	-29.59 dBm	-16.59 dB

Date: 2.DEC.2022 12:30:15

LTE Band 71 / 10MHz / 64QAM

Lowest Band Edge / Full RB

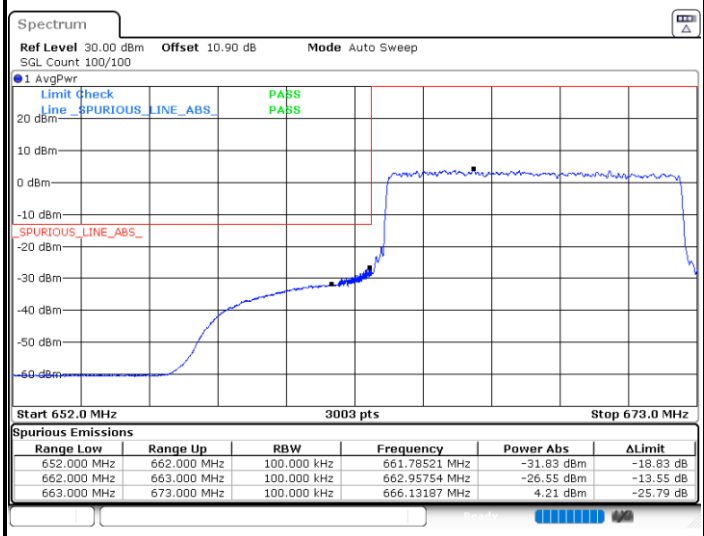

Spurious Emissions

Range Low	Range Up	RBW	Frequency	Power Abs	ΔLimit
652.000 MHz	662.000 MHz	100.000 kHz	661.78521 MHz	-31.83 dBm	-18.83 dB
662.000 MHz	663.000 MHz	100.000 kHz	662.95754 MHz	-26.55 dBm	-13.55 dB
663.000 MHz	673.000 MHz	100.000 kHz	666.13187 MHz	4.21 dBm	-25.79 dB

Date: 2.DEC.2022 12:31:15

Highest Band Edge / Full RB

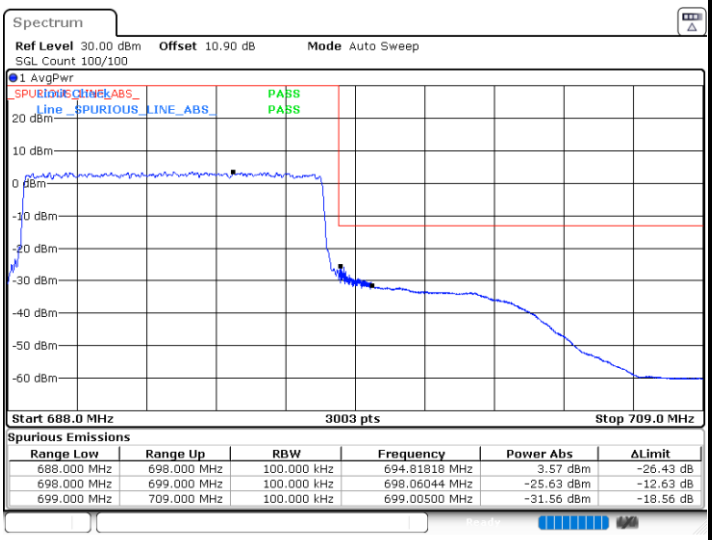

Spurious Emissions

Range Low	Range Up	RBW	Frequency	Power Abs	ΔLimit
688.000 MHz	698.000 MHz	100.000 kHz	694.81818 MHz	3.57 dBm	-26.43 dB
698.000 MHz	699.000 MHz	100.000 kHz	698.06044 MHz	-25.63 dBm	-12.63 dB
699.000 MHz	709.000 MHz	100.000 kHz	699.00500 MHz	-31.56 dBm	-18.56 dB

Date: 2.DEC.2022 12:32:57

LTE Band 71 / 10MHz / 256QAM

Lowest Band Edge / Full RB

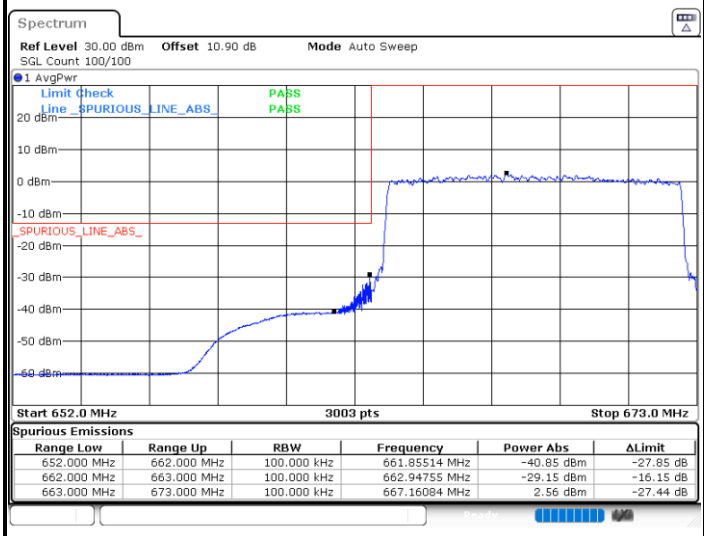

Spurious Emissions

Range Low	Range Up	RBW	Frequency	Power Abs	ΔLimit
652.000 MHz	662.000 MHz	100.000 kHz	661.85514 MHz	-40.85 dBm	-27.85 dB
662.000 MHz	663.000 MHz	100.000 kHz	662.94755 MHz	-29.15 dBm	-16.15 dB
663.000 MHz	673.000 MHz	100.000 kHz	667.16084 MHz	2.56 dBm	-27.44 dB

Date: 2.DEC.2022 13:16:58

Highest Band Edge / Full RB

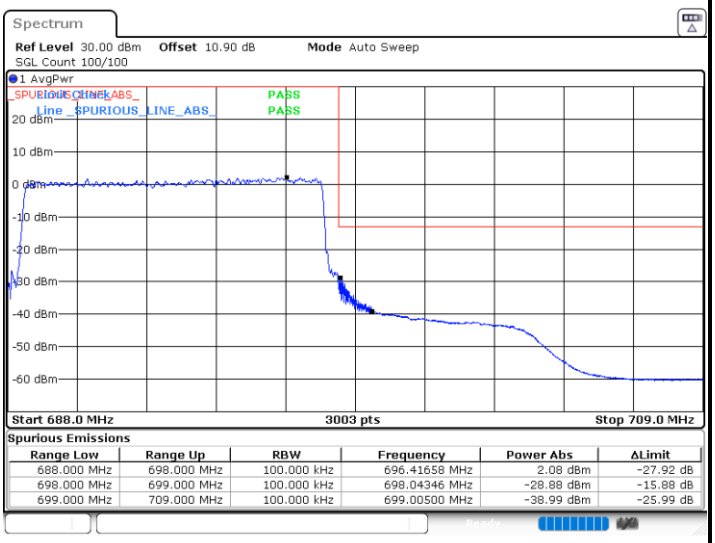

Spurious Emissions

Range Low	Range Up	RBW	Frequency	Power Abs	ΔLimit
688.000 MHz	698.000 MHz	100.000 kHz	696.41658 MHz	2.08 dBm	-27.92 dB
698.000 MHz	699.000 MHz	100.000 kHz	698.04346 MHz	-28.88 dBm	-15.88 dB
699.000 MHz	709.000 MHz	100.000 kHz	699.00500 MHz	-38.99 dBm	-25.99 dB

Date: 2.DEC.2022 13:18:40

LTE Band 71 / 15MHz / QPSK

Lowest Band Edge / Full RB

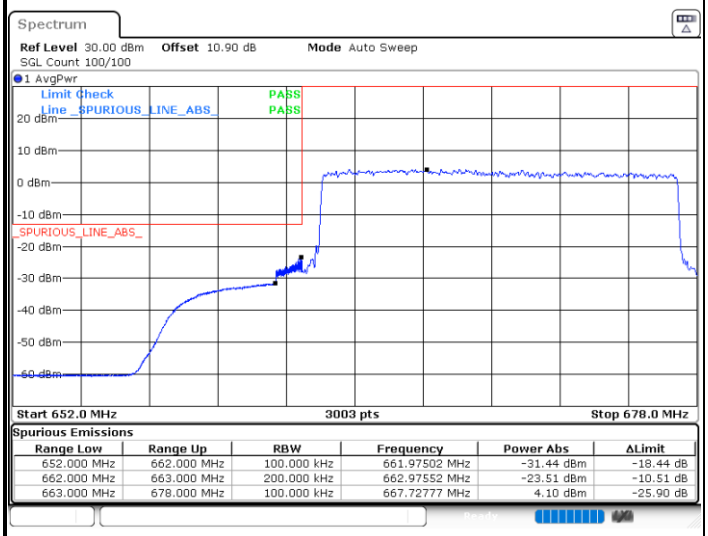

Spurious Emissions

Range Low	Range Up	RBW	Frequency	Power Abs	ΔLimit
652.000 MHz	662.000 MHz	100.000 kHz	661.97502 MHz	-31.44 dBm	-18.44 dB
662.000 MHz	663.000 MHz	200.000 kHz	662.97552 MHz	-23.51 dBm	-10.51 dB
663.000 MHz	678.000 MHz	100.000 kHz	667.72777 MHz	4.10 dBm	-25.90 dB

Date: 2.DEC.2022 12:35:46

Highest Band Edge / Full RB

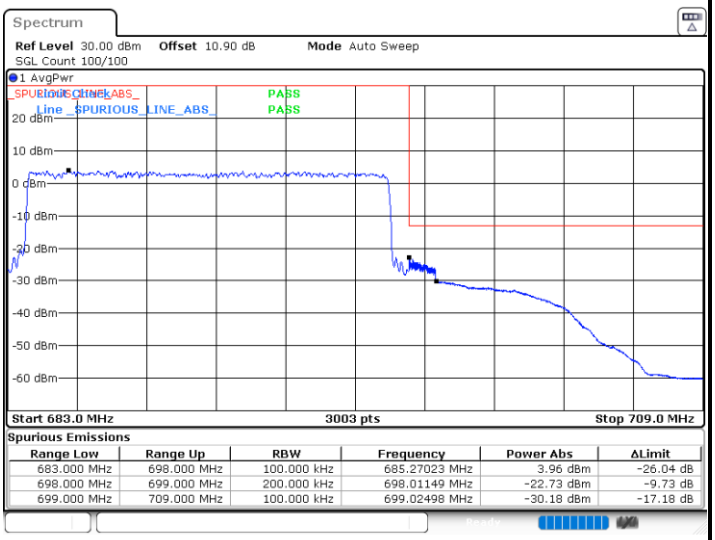

Spurious Emissions

Range Low	Range Up	RBW	Frequency	Power Abs	ΔLimit
683.000 MHz	698.000 MHz	100.000 kHz	685.27023 MHz	3.96 dBm	-26.04 dB
698.000 MHz	699.000 MHz	200.000 kHz	698.01149 MHz	-22.73 dBm	-9.73 dB
699.000 MHz	709.000 MHz	100.000 kHz	699.02498 MHz	-30.18 dBm	-17.18 dB

Date: 2.DEC.2022 12:55:13

LTE Band 71 / 15MHz / 16QAM

Lowest Band Edge / Full RB

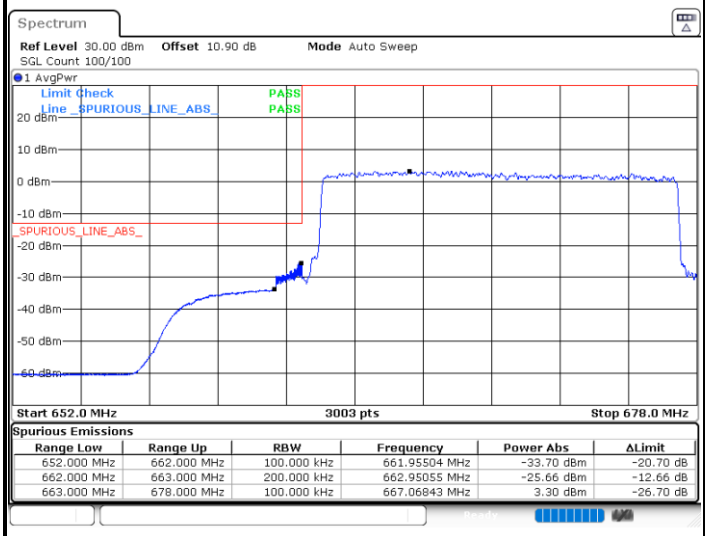

Spurious Emissions

Range Low	Range Up	RBW	Frequency	Power Abs	ΔLimit
652.000 MHz	662.000 MHz	100.000 kHz	661.95504 MHz	-33.70 dBm	-20.70 dB
662.000 MHz	663.000 MHz	200.000 kHz	662.95055 MHz	-25.66 dBm	-12.66 dB
663.000 MHz	678.000 MHz	100.000 kHz	667.06843 MHz	3.30 dBm	-26.70 dB

Date: 2.DEC.2022 12:36:46

Highest Band Edge / Full RB

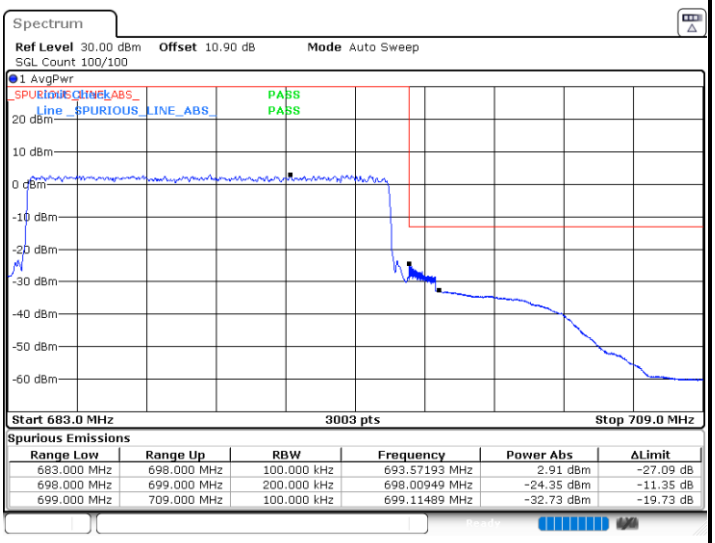

Spurious Emissions

Range Low	Range Up	RBW	Frequency	Power Abs	ΔLimit
683.000 MHz	698.000 MHz	100.000 kHz	693.57193 MHz	2.91 dBm	-27.09 dB
698.000 MHz	699.000 MHz	200.000 kHz	698.00949 MHz	-24.35 dBm	-11.35 dB
699.000 MHz	709.000 MHz	100.000 kHz	699.11489 MHz	-32.73 dBm	-19.73 dB

Date: 2.DEC.2022 12:56:13

LTE Band 71 / 15MHz / 64QAM

Lowest Band Edge / Full RB

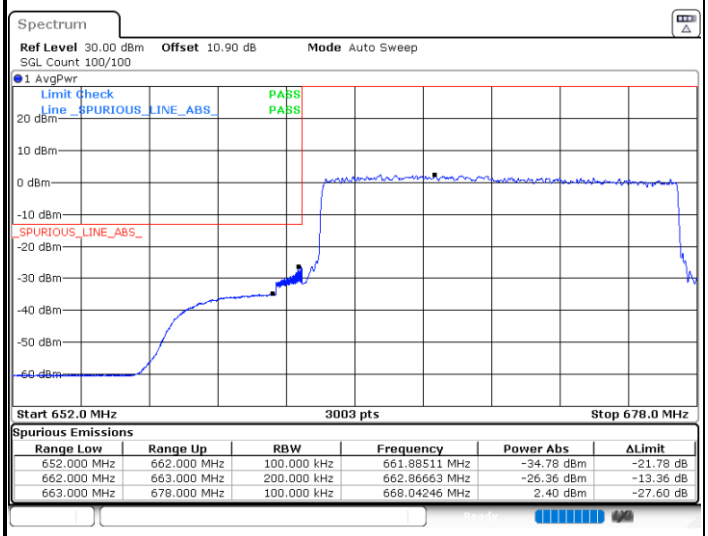

Spurious Emissions

Range Low	Range Up	RBW	Frequency	Power Abs	ΔLimit
652.000 MHz	662.000 MHz	100.000 kHz	661.88511 MHz	-34.78 dBm	-21.78 dB
662.000 MHz	663.000 MHz	200.000 kHz	662.86663 MHz	-26.36 dBm	-13.36 dB
663.000 MHz	678.000 MHz	100.000 kHz	668.04246 MHz	2.40 dBm	-27.60 dB

Date: 2.DEC.2022 12:57:13

Highest Band Edge / Full RB

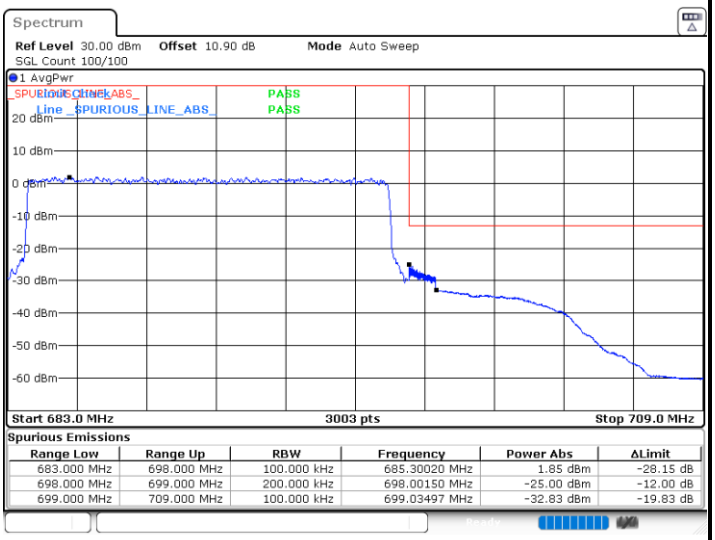

Spurious Emissions

Range Low	Range Up	RBW	Frequency	Power Abs	ΔLimit
683.000 MHz	698.000 MHz	100.000 kHz	685.30020 MHz	1.85 dBm	-28.15 dB
698.000 MHz	699.000 MHz	200.000 kHz	698.00150 MHz	-25.00 dBm	-12.00 dB
699.000 MHz	709.000 MHz	100.000 kHz	699.03497 MHz	-32.83 dBm	-19.83 dB

Date: 2.DEC.2022 12:58:55

LTE Band 71 / 15MHz / 256QAM

Lowest Band Edge / Full RB

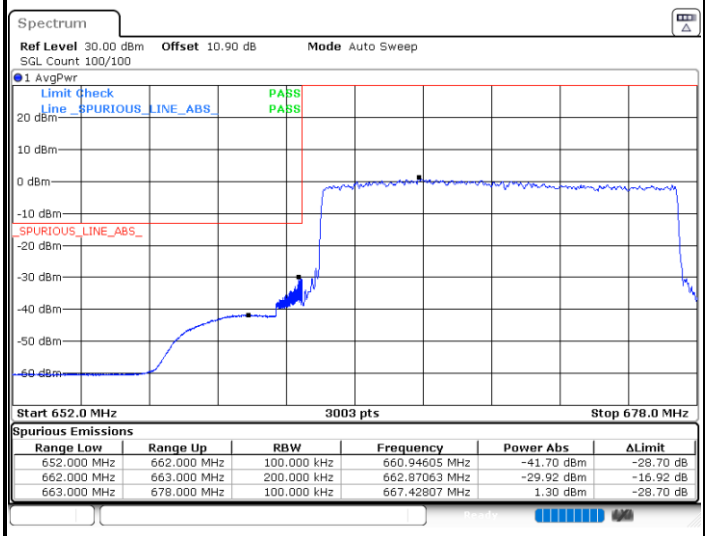

Spurious Emissions

Range Low	Range Up	RBW	Frequency	Power Abs	ΔLimit
652.000 MHz	662.000 MHz	100.000 kHz	660.94605 MHz	-41.70 dBm	-28.70 dB
662.000 MHz	663.000 MHz	200.000 kHz	662.87063 MHz	-29.92 dBm	-16.92 dB
663.000 MHz	678.000 MHz	100.000 kHz	667.42807 MHz	1.30 dBm	-28.70 dB

Date: 2.DEC.2022 13:19:45

Highest Band Edge / Full RB

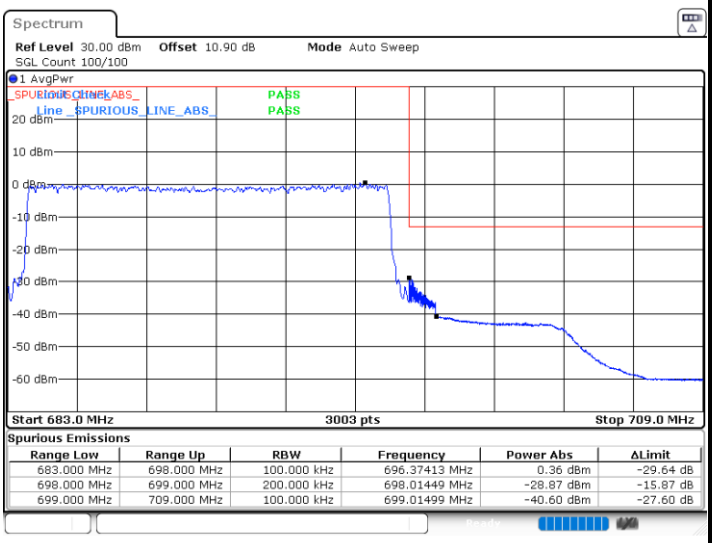

Spurious Emissions

Range Low	Range Up	RBW	Frequency	Power Abs	ΔLimit
683.000 MHz	698.000 MHz	100.000 kHz	696.37413 MHz	0.36 dBm	-29.64 dB
698.000 MHz	699.000 MHz	200.000 kHz	698.01449 MHz	-28.87 dBm	-15.87 dB
699.000 MHz	709.000 MHz	100.000 kHz	699.01499 MHz	-40.60 dBm	-27.60 dB

Date: 2.DEC.2022 13:21:27

LTE Band 71 / 20MHz / QPSK

Lowest Band Edge / Full RB

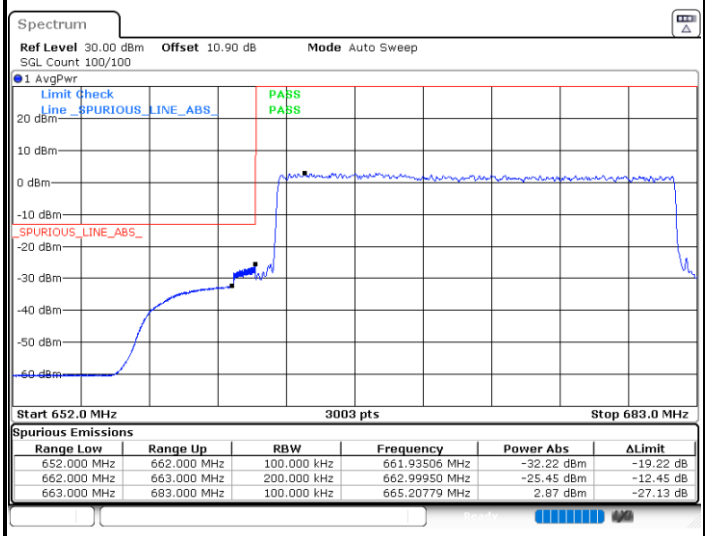

Spurious Emissions

Range Low	Range Up	RBW	Frequency	Power Abs	ΔLimit
652.000 MHz	662.000 MHz	100.000 kHz	661.93506 MHz	-32.22 dBm	-19.22 dB
662.000 MHz	663.000 MHz	200.000 kHz	662.99950 MHz	-25.45 dBm	-12.45 dB
663.000 MHz	683.000 MHz	100.000 kHz	665.20779 MHz	2.87 dBm	-27.13 dB

Date: 2.DEC.2022 13:01:54

Highest Band Edge / Full RB

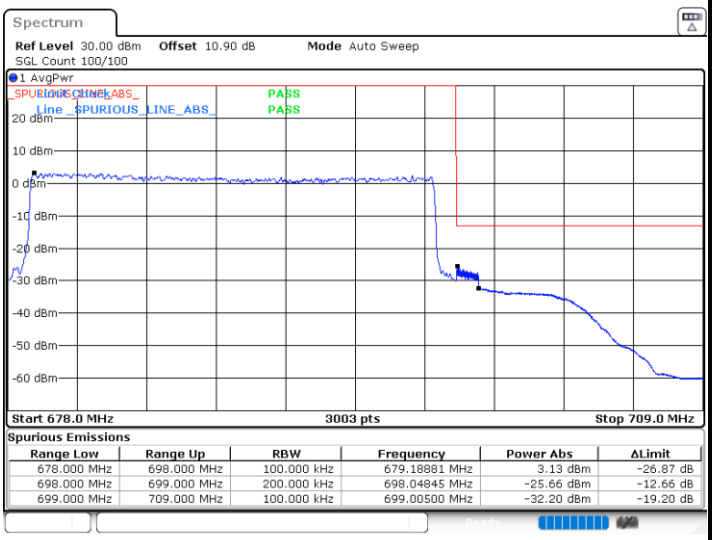

Spurious Emissions

Range Low	Range Up	RBW	Frequency	Power Abs	ΔLimit
678.000 MHz	698.000 MHz	100.000 kHz	679.18881 MHz	3.13 dBm	-26.87 dB
698.000 MHz	699.000 MHz	200.000 kHz	698.04845 MHz	-25.66 dBm	-12.66 dB
699.000 MHz	709.000 MHz	100.000 kHz	699.00500 MHz	-32.20 dBm	-19.20 dB

Date: 2.DEC.2022 13:06:49

LTE Band 71 / 20MHz / 16QAM

Lowest Band Edge / Full RB

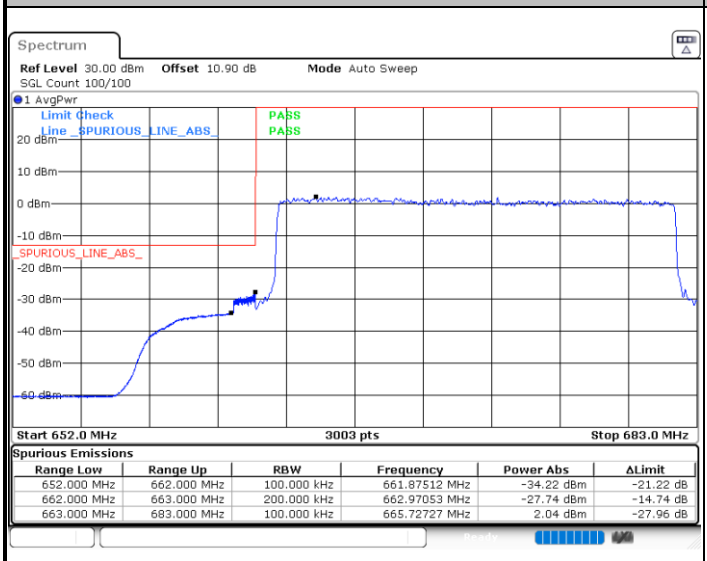

Spurious Emissions

Range Low	Range Up	RBW	Frequency	Power Abs	ΔLimit
652.000 MHz	662.000 MHz	100.000 kHz	661.87512 MHz	-34.22 dBm	-21.22 dB
662.000 MHz	663.000 MHz	200.000 kHz	662.97053 MHz	-27.74 dBm	-14.74 dB
663.000 MHz	683.000 MHz	100.000 kHz	665.72727 MHz	2.04 dBm	-27.96 dB

Date: 2.DEC.2022 13:02:54

Highest Band Edge / Full RB

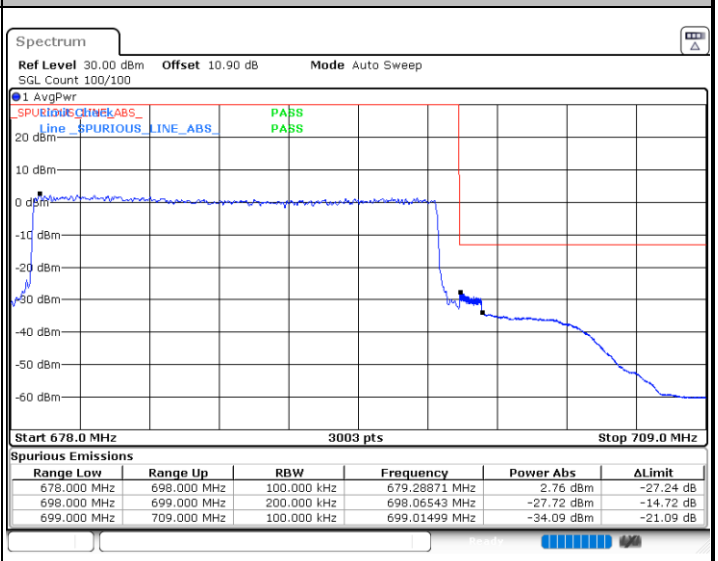

Spurious Emissions

Range Low	Range Up	RBW	Frequency	Power Abs	ΔLimit
678.000 MHz	698.000 MHz	100.000 kHz	679.28871 MHz	2.76 dBm	-27.24 dB
698.000 MHz	699.000 MHz	200.000 kHz	698.06543 MHz	-27.72 dBm	-14.72 dB
699.000 MHz	709.000 MHz	100.000 kHz	699.01499 MHz	-34.09 dBm	-21.09 dB

Date: 2.DEC.2022 13:05:49

LTE Band 71 / 20MHz / 64QAM

Lowest Band Edge / Full RB

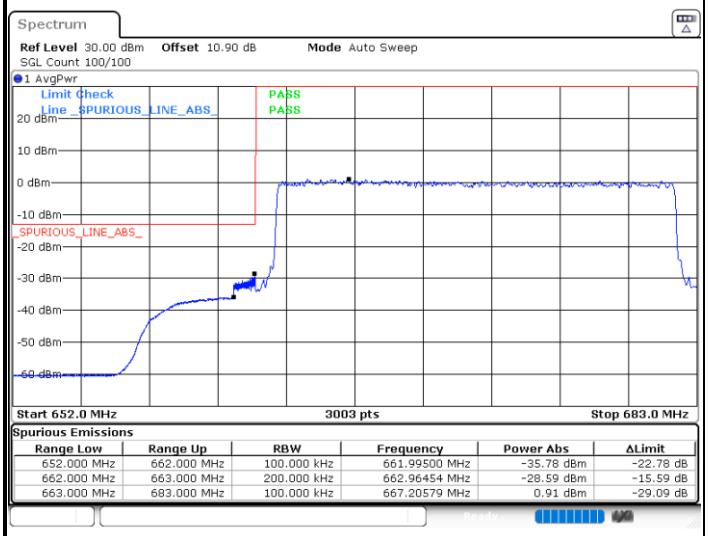

Spurious Emissions

Range Low	Range Up	RBW	Frequency	Power Abs	ΔLimit
652.000 MHz	662.000 MHz	100.000 kHz	661.99500 MHz	-35.78 dBm	-22.78 dB
662.000 MHz	663.000 MHz	200.000 kHz	662.96454 MHz	-28.59 dBm	-15.59 dB
663.000 MHz	683.000 MHz	100.000 kHz	667.20579 MHz	0.91 dBm	-29.09 dB

Date: 2.DEC.2022 13:07:49

Highest Band Edge / Full RB

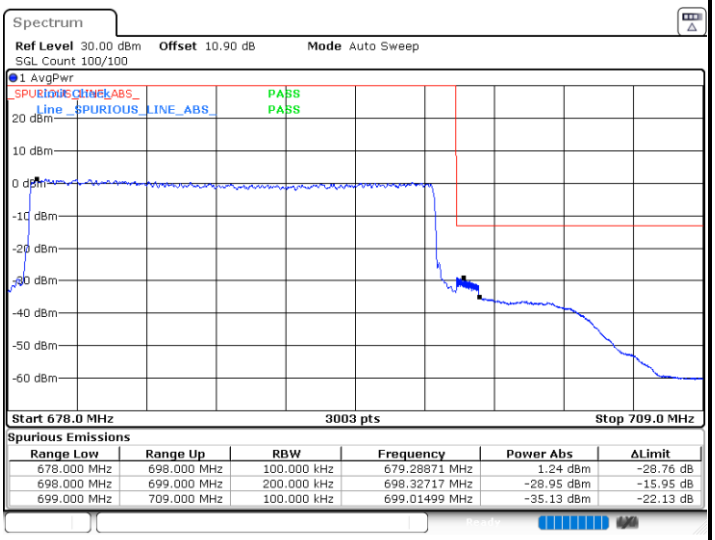

Spurious Emissions

Range Low	Range Up	RBW	Frequency	Power Abs	ΔLimit
678.000 MHz	698.000 MHz	100.000 kHz	679.28871 MHz	1.24 dBm	-28.76 dB
698.000 MHz	699.000 MHz	200.000 kHz	698.32717 MHz	-28.95 dBm	-15.95 dB
699.000 MHz	709.000 MHz	100.000 kHz	699.01499 MHz	-35.13 dBm	-22.13 dB

Date: 2.DEC.2022 13:09:32

LTE Band 71 / 20MHz / 256QAM

Lowest Band Edge / Full RB

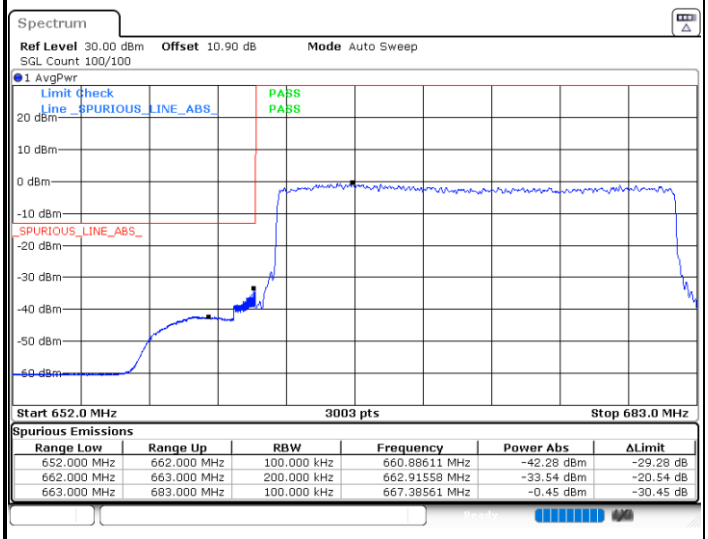

Spurious Emissions

Range Low	Range Up	RBW	Frequency	Power Abs	ΔLimit
652.000 MHz	662.000 MHz	100.000 kHz	660.88611 MHz	-42.28 dBm	-29.28 dB
662.000 MHz	663.000 MHz	200.000 kHz	662.91558 MHz	-33.54 dBm	-20.54 dB
663.000 MHz	683.000 MHz	100.000 kHz	667.38561 MHz	-0.45 dBm	-30.45 dB

Date: 2.DEC.2022 13:22:33

Highest Band Edge / Full RB

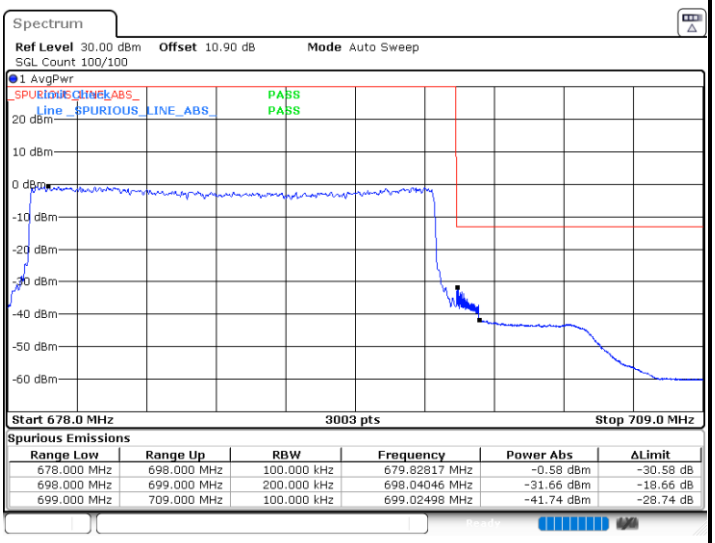

Spurious Emissions

Range Low	Range Up	RBW	Frequency	Power Abs	ΔLimit
678.000 MHz	698.000 MHz	100.000 kHz	679.82817 MHz	-0.58 dBm	-30.58 dB
698.000 MHz	699.000 MHz	200.000 kHz	698.04046 MHz	-31.66 dBm	-18.66 dB
699.000 MHz	709.000 MHz	100.000 kHz	699.02498 MHz	-41.74 dBm	-28.74 dB

Date: 2.DEC.2022 13:24:16

Conducted Spurious Emission

LTE Band 71 / 5MHz

Lowest Channel / QPSK

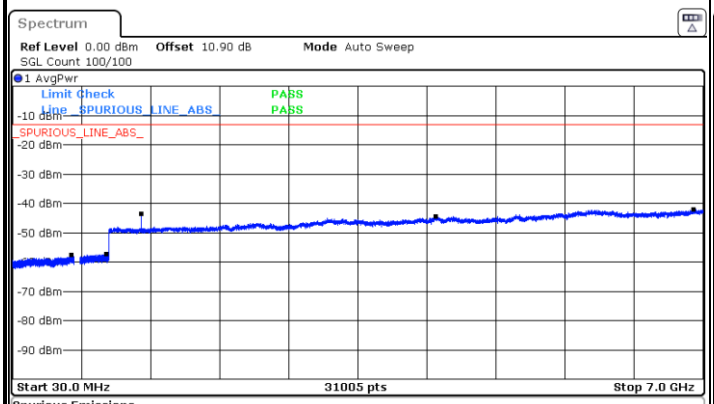

Spurious Emissions

Range Low	Range Up	RBW	Frequency	Power Abs	ΔLimit
30.000 MHz	652.000 MHz	100.000 kHz	624.17960 MHz	-57.69 dBm	-44.69 dB
709.000 MHz	1.000 GHz	100.000 kHz	975.14789 MHz	-57.34 dBm	-44.34 dB
1.000 GHz	3.000 GHz	1.000 MHz	1.32717 GHz	-43.69 dBm	-30.69 dB
3.000 GHz	5.000 GHz	1.000 MHz	4.30292 GHz	-44.37 dBm	-31.37 dB
5.000 GHz	7.000 GHz	1.000 MHz	6.90077 GHz	-42.12 dBm	-29.12 dB

Date: 2.DEC.2022 12:09:20

Middle Channel / QPSK

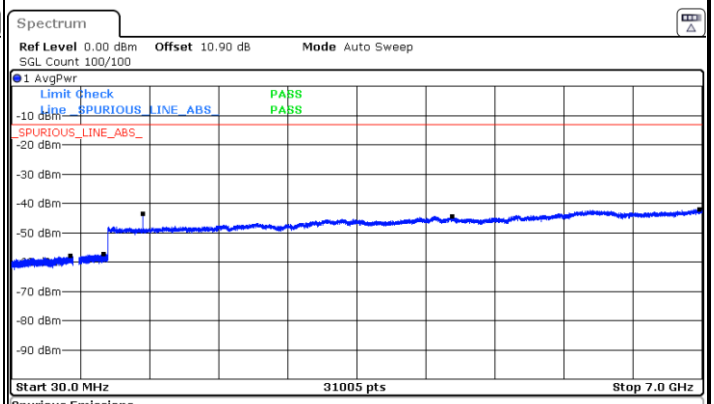

Spurious Emissions

Range Low	Range Up	RBW	Frequency	Power Abs	ΔLimit
30.000 MHz	652.000 MHz	100.000 kHz	622.45727 MHz	-57.97 dBm	-44.97 dB
709.000 MHz	1.000 GHz	100.000 kHz	957.64231 MHz	-57.34 dBm	-44.34 dB
1.000 GHz	3.000 GHz	1.000 MHz	1.35716 GHz	-43.47 dBm	-30.47 dB
3.000 GHz	5.000 GHz	1.000 MHz	4.47288 GHz	-44.36 dBm	-31.36 dB
5.000 GHz	7.000 GHz	1.000 MHz	6.96926 GHz	-42.02 dBm	-29.02 dB

Date: 2.DEC.2022 12:12:34

Highest Channel / QPSK

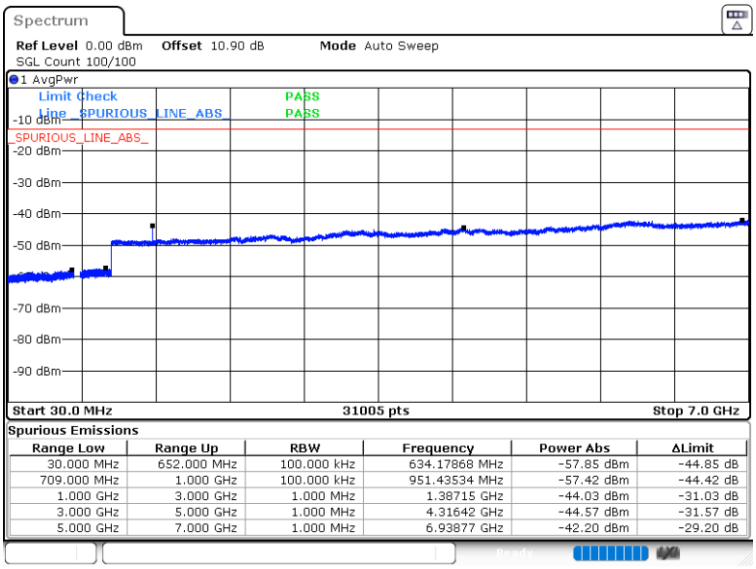

Spurious Emissions

Range Low	Range Up	RBW	Frequency	Power Abs	ΔLimit
30.000 MHz	652.000 MHz	100.000 kHz	634.17868 MHz	-57.85 dBm	-44.85 dB
709.000 MHz	1.000 GHz	100.000 kHz	951.43534 MHz	-57.42 dBm	-44.42 dB
1.000 GHz	3.000 GHz	1.000 MHz	1.38715 GHz	-44.03 dBm	-31.03 dB
3.000 GHz	5.000 GHz	1.000 MHz	4.31642 GHz	-44.57 dBm	-31.57 dB
5.000 GHz	7.000 GHz	1.000 MHz	6.93877 GHz	-42.20 dBm	-29.20 dB

Date: 2.DEC.2022 12:17:51

LTE Band 71 / 10MHz

Lowest Channel / QPSK

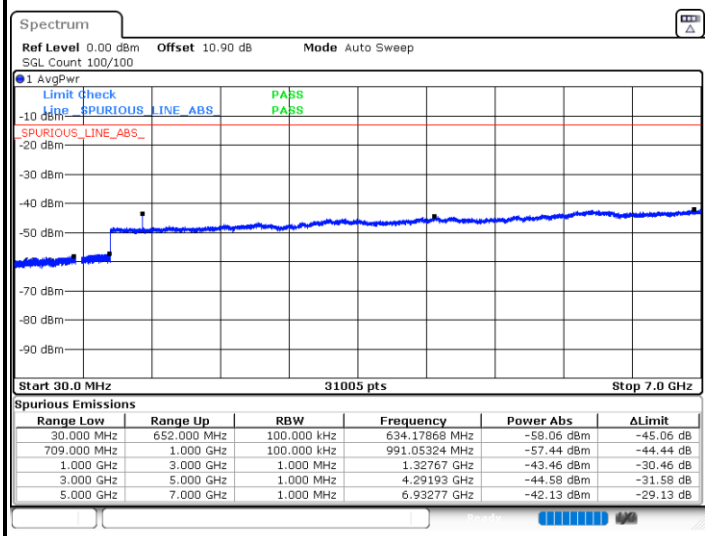

Spurious Emissions

Range Low	Range Up	RBW	Frequency	Power Abs	ΔLimit
30.000 MHz	652.000 MHz	100.000 kHz	634.17868 MHz	-58.06 dBm	-45.06 dB
709.000 MHz	1.000 GHz	100.000 kHz	991.05324 MHz	-57.44 dBm	-44.44 dB
1.000 GHz	3.000 GHz	1.000 MHz	1.32767 GHz	-43.46 dBm	-30.46 dB
3.000 GHz	5.000 GHz	1.000 MHz	4.29193 GHz	-44.58 dBm	-31.58 dB
5.000 GHz	7.000 GHz	1.000 MHz	6.93277 GHz	-42.13 dBm	-29.13 dB

Date: 8.DEC.2022 00:03:35

Middle Channel / QPSK

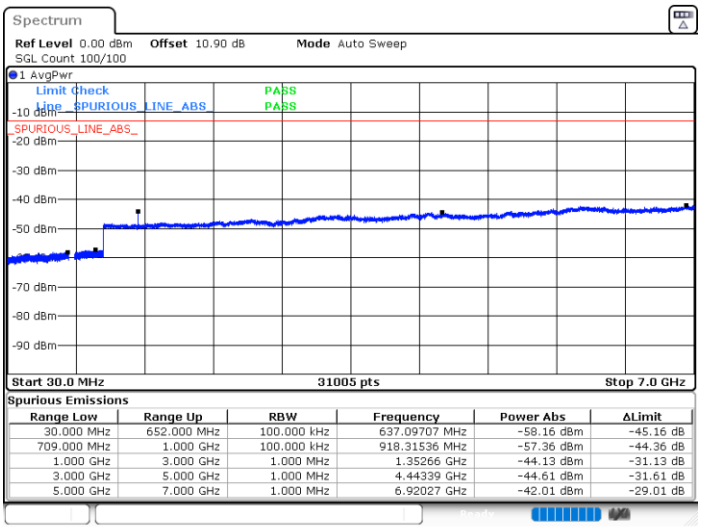

Spurious Emissions

Range Low	Range Up	RBW	Frequency	Power Abs	ΔLimit
30.000 MHz	652.000 MHz	100.000 kHz	637.09707 MHz	-58.16 dBm	-45.16 dB
709.000 MHz	1.000 GHz	100.000 kHz	918.31536 MHz	-57.36 dBm	-44.36 dB
1.000 GHz	3.000 GHz	1.000 MHz	1.35266 GHz	-44.13 dBm	-31.13 dB
3.000 GHz	5.000 GHz	1.000 MHz	4.44339 GHz	-44.61 dBm	-31.61 dB
5.000 GHz	7.000 GHz	1.000 MHz	6.92027 GHz	-42.01 dBm	-29.01 dB

Date: 8.DEC.2022 00:04:53

Highest Channel / QPSK

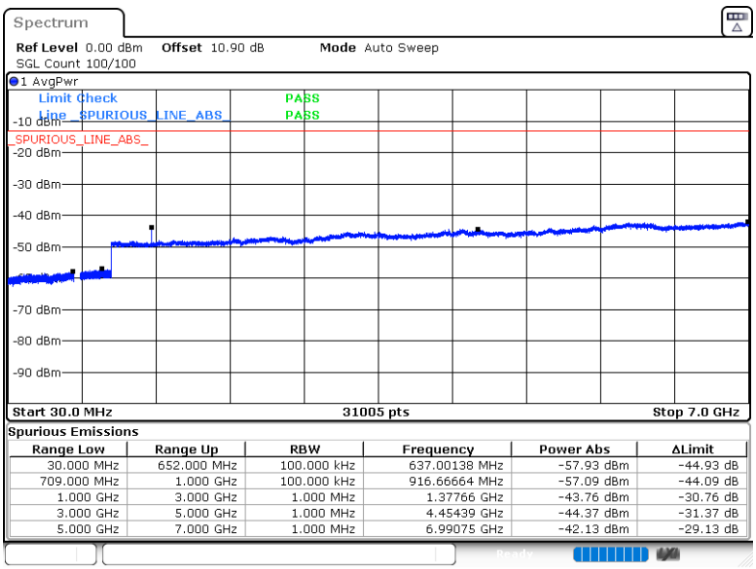

Spurious Emissions

Range Low	Range Up	RBW	Frequency	Power Abs	ΔLimit
30.000 MHz	652.000 MHz	100.000 kHz	637.00138 MHz	-57.93 dBm	-44.93 dB
709.000 MHz	1.000 GHz	100.000 kHz	916.66664 MHz	-57.09 dBm	-44.09 dB
1.000 GHz	3.000 GHz	1.000 MHz	1.37766 GHz	-43.76 dBm	-30.76 dB
3.000 GHz	5.000 GHz	1.000 MHz	4.45439 GHz	-44.37 dBm	-31.37 dB
5.000 GHz	7.000 GHz	1.000 MHz	6.99075 GHz	-42.13 dBm	-29.13 dB

Date: 8.DEC.2022 00:06:10

LTE Band 71 / 15MHz

Lowest Channel / QPSK

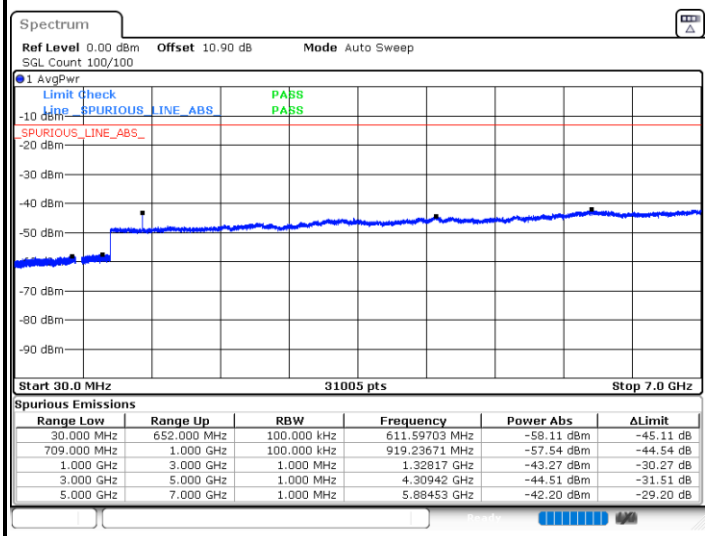

Spurious Emissions

Range Low	Range Up	RBW	Frequency	Power Abs	ΔLimit
30.000 MHz	652.000 MHz	100.000 kHz	611.59703 MHz	-58.11 dBm	-45.11 dB
709.000 MHz	1.000 GHz	100.000 kHz	919.23671 MHz	-57.54 dBm	-44.54 dB
1.000 GHz	3.000 GHz	1.000 MHz	1.32817 GHz	-43.27 dBm	-30.27 dB
3.000 GHz	5.000 GHz	1.000 MHz	4.30942 GHz	-44.51 dBm	-31.51 dB
5.000 GHz	7.000 GHz	1.000 MHz	5.88453 GHz	-42.20 dBm	-29.20 dB

Date: 8.DEC.2022 00:09:28

Middle Channel / QPSK

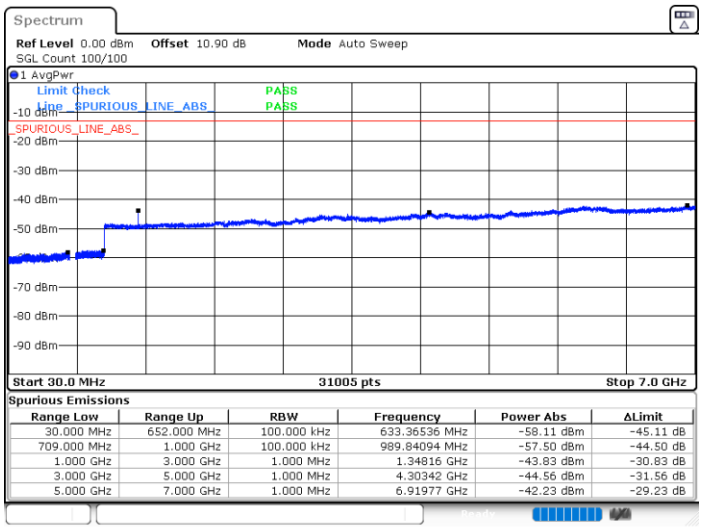

Spurious Emissions

Range Low	Range Up	RBW	Frequency	Power Abs	ΔLimit
30.000 MHz	652.000 MHz	100.000 kHz	633.36536 MHz	-58.11 dBm	-45.11 dB
709.000 MHz	1.000 GHz	100.000 kHz	989.84094 MHz	-57.50 dBm	-44.50 dB
1.000 GHz	3.000 GHz	1.000 MHz	1.34816 GHz	-43.83 dBm	-30.83 dB
3.000 GHz	5.000 GHz	1.000 MHz	4.30342 GHz	-44.56 dBm	-31.56 dB
5.000 GHz	7.000 GHz	1.000 MHz	6.91977 GHz	-42.23 dBm	-29.23 dB

Date: 8.DEC.2022 00:10:46

Highest Channel / QPSK

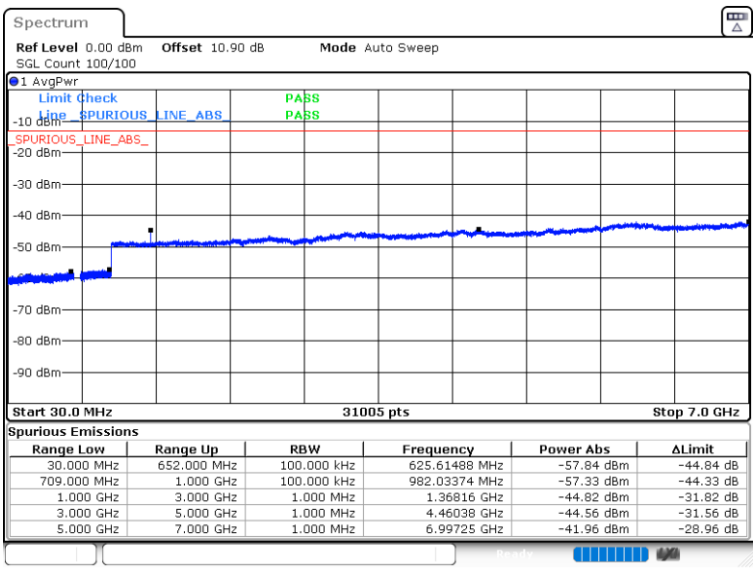

Spurious Emissions

Range Low	Range Up	RBW	Frequency	Power Abs	ΔLimit
30.000 MHz	652.000 MHz	100.000 kHz	625.61488 MHz	-57.84 dBm	-44.84 dB
709.000 MHz	1.000 GHz	100.000 kHz	982.03374 MHz	-57.33 dBm	-44.33 dB
1.000 GHz	3.000 GHz	1.000 MHz	1.36816 GHz	-44.82 dBm	-31.82 dB
3.000 GHz	5.000 GHz	1.000 MHz	4.46038 GHz	-44.56 dBm	-31.56 dB
5.000 GHz	7.000 GHz	1.000 MHz	6.99725 GHz	-41.96 dBm	-28.96 dB

Date: 8.DEC.2022 00:12:04

LTE Band 71 / 20MHz

Lowest Channel / QPSK

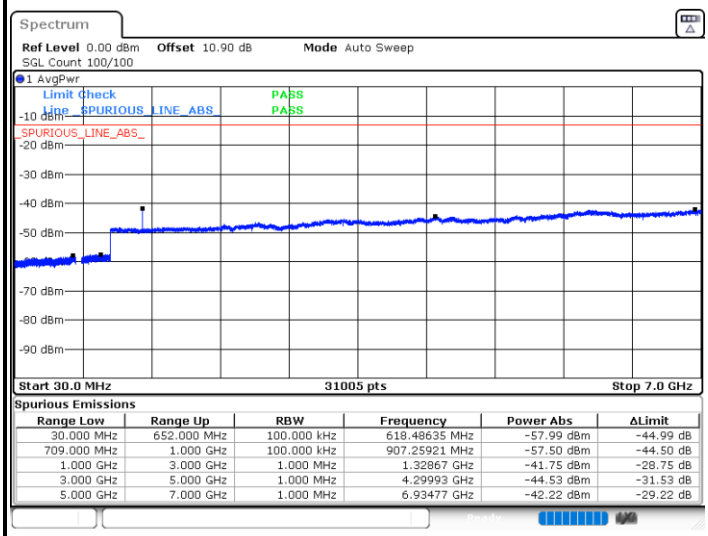

Spurious Emissions

Range Low	Range Up	RBW	Frequency	Power Abs	ΔLimit
30.000 MHz	652.000 MHz	100.000 kHz	618.48635 MHz	-57.99 dBm	-44.99 dB
709.000 MHz	1.000 GHz	100.000 kHz	907.25921 MHz	-57.50 dBm	-44.50 dB
1.000 GHz	3.000 GHz	1.000 MHz	1.32867 GHz	-41.75 dBm	-28.75 dB
3.000 GHz	5.000 GHz	1.000 MHz	4.29993 GHz	-44.53 dBm	-31.53 dB
5.000 GHz	7.000 GHz	1.000 MHz	6.93477 GHz	-42.22 dBm	-29.22 dB

Date: 8.DEC.2022 00:15:21

Middle Channel / QPSK

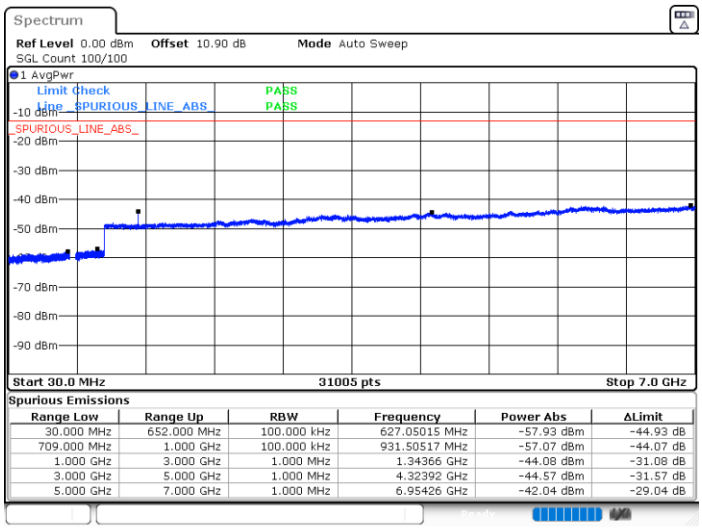

Spurious Emissions

Range Low	Range Up	RBW	Frequency	Power Abs	ΔLimit
30.000 MHz	652.000 MHz	100.000 kHz	627.05015 MHz	-57.93 dBm	-44.93 dB
709.000 MHz	1.000 GHz	100.000 kHz	931.50517 MHz	-57.07 dBm	-44.07 dB
1.000 GHz	3.000 GHz	1.000 MHz	1.34366 GHz	-44.08 dBm	-31.08 dB
3.000 GHz	5.000 GHz	1.000 MHz	4.32392 GHz	-44.57 dBm	-31.57 dB
5.000 GHz	7.000 GHz	1.000 MHz	6.95426 GHz	-42.04 dBm	-29.04 dB

Date: 8.DEC.2022 00:16:39

Highest Channel / QPSK

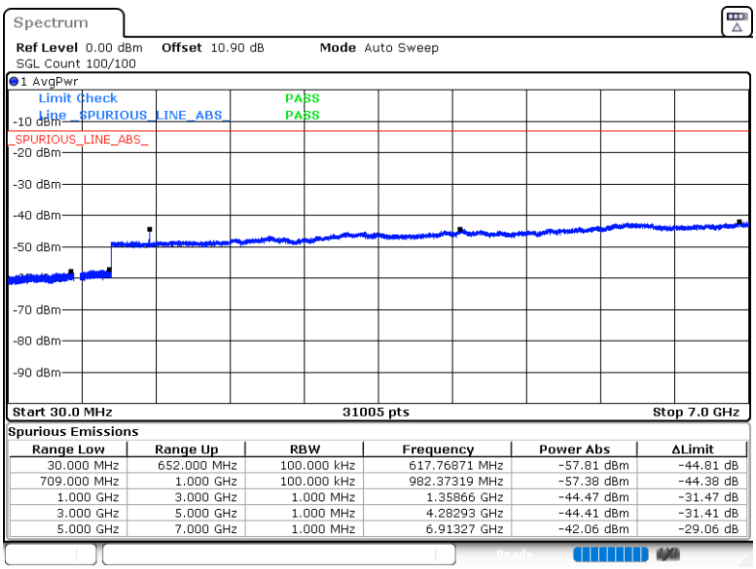

Spurious Emissions

Range Low	Range Up	RBW	Frequency	Power Abs	ΔLimit
30.000 MHz	652.000 MHz	100.000 kHz	617.76871 MHz	-57.81 dBm	-44.81 dB
709.000 MHz	1.000 GHz	100.000 kHz	982.37319 MHz	-57.38 dBm	-44.38 dB
1.000 GHz	3.000 GHz	1.000 MHz	1.35866 GHz	-44.47 dBm	-31.47 dB
3.000 GHz	5.000 GHz	1.000 MHz	4.28293 GHz	-44.41 dBm	-31.41 dB
5.000 GHz	7.000 GHz	1.000 MHz	6.91327 GHz	-42.06 dBm	-29.06 dB

Date: 8.DEC.2022 00:17:57

Frequency Stability

Test Conditions		LTE Band 71 (QPSK) / Middle Channel	Limit
Temperature (°C)	Voltage (Volt)	BW 10MHz	Note 2.
		Deviation (ppm)	Result
50	Normal Voltage	0.0003	PASS
40	Normal Voltage	0.0053	
30	Normal Voltage	0.0054	
20(Ref.)	Normal Voltage	0.0000	
10	Normal Voltage	0.0178	
0	Normal Voltage	0.0009	
-10	Normal Voltage	0.0106	
-20	Normal Voltage	0.0071	
-30	Normal Voltage	0.0166	
20	Maximum Voltage	0.0016	
20	Normal Voltage	0.0000	
20	Battery End Point	0.0090	

Note:

1. Normal Voltage = 3.88 V.；Battery End Point (BEP) = 3.6 V.；Maximum Voltage = 4.4 V.
2. The frequency fundamental emissions stay within the authorized frequency block.

Appendix B. Test Results of Radiated Test

<Primary Antenna>

<Ant. 2>

<Close mode>

LTE Band 25

LTE Band 25 / 20MHz / QPSK									
Channel	Frequency (MHz)	EIRP (dBm)	Limit (dBm)	Margin (dB)	SPA Reading (dBm)	S.G. Power (dBm)	TX Cable loss (dB)	TX Antenna Gain (dBi)	Polarization (H/V)
Lowest	3702	-57.46	-13	-44.46	-78.34	-64.03	1.67	8.24	H
	5550	-55.67	-13	-42.67	-81.02	-62.74	2.65	9.72	H
	7400	-54.25	-13	-41.25	-81.26	-63.39	2.46	11.60	H
									H
									H
									H
	3702	-57.79	-13	-44.79	-78.66	-64.36	1.67	8.24	V
	5550	-55.70	-13	-42.70	-81.02	-62.77	2.65	9.72	V
	7400	-53.69	-13	-40.69	-80.9	-62.83	2.46	11.60	V
									V
									V
									V
Middle	3744	-56.89	-13	-43.89	-77.55	-63.5	1.68	8.29	H
	5616	-47.85	-13	-34.85	-73.08	-54.9	2.69	9.75	H
	7480	-54.28	-13	-41.28	-81.07	-63.6	2.44	11.76	H
									H
									H
									H
	3744	-57.09	-13	-44.09	-77.55	-63.7	1.68	8.29	V
	5616	-53.05	-13	-40.05	-78.26	-60.1	2.69	9.75	V
	7480	-53.98	-13	-40.98	-80.88	-63.3	2.44	11.76	V
									V
									V
									V

LTE Band 25 / 20MHz / QPSK									
Channel	Frequency (MHz)	EIRP (dBm)	Limit (dBm)	Margin (dB)	SPA Reading (dBm)	S.G. Power (dBm)	TX Cable loss (dB)	TX Antenna Gain (dBi)	Polarization (H/V)
Highest	3792	-57.71	-13	-44.71	-78.55	-64.36	1.70	8.35	H
	5688	-55.50	-13	-42.50	-81.12	-62.54	2.73	9.78	H
	7580	-53.71	-13	-40.71	-80.97	-63.15	2.40	11.85	H
									H
									H
									H
									H
	3792	-58.26	-13	-45.26	-79.14	-64.91	1.70	8.35	V
	5688	-55.65	-13	-42.65	-81.26	-62.69	2.73	9.78	V
	7580	-53.40	-13	-40.40	-80.91	-62.84	2.40	11.85	V
									V
									V
									V
									V

Remark: Spurious emissions within 30-1000MHz were found more than 20dB below limit line.

<Open mode>

LTE Band 66

LTE Band 66 / 20MHz / QPSK									
Channel	Frequency (MHz)	EIRP (dBm)	Limit (dBm)	Margin (dB)	SPA Reading (dBm)	S.G. Power (dBm)	TX Cable loss (dB)	TX Antenna Gain (dBi)	Polarization (H/V)
Lowest	3420	-56.86	-13	-43.86	-77.45	-62.93	1.58	7.65	H
	5130	-56.09	-13	-43.09	-80.3	-63.38	2.41	9.70	H
	6840	-53.94	-13	-40.94	-81.07	-61.91	2.64	10.61	H
									H
									H
									H
									H
	3420	-56.86	-13	-43.86	-77.47	-62.93	1.58	7.65	V
	5130	-56.16	-13	-43.16	-80.04	-63.45	2.41	9.70	V
	6840	-54.34	-13	-41.34	-81.42	-62.31	2.64	10.61	V
									V
									V
									V
									V
Middle	3468	-56.76	-13	-43.76	-77.47	-63.02	1.59	7.86	H
	5208	-52.52	-13	-39.52	-76.68	-59.76	2.46	9.70	H
	6942	-54.42	-13	-41.42	-81.34	-62.54	2.61	10.73	H
									H
									H
									H
									H
	3468	-56.69	-13	-43.69	-77.42	-62.95	1.59	7.86	V
	5208	-51.52	-13	-38.52	-75.67	-58.76	2.46	9.70	V
	6942	-54.54	-13	-41.54	-81.44	-62.66	2.61	10.73	V
									V
									V
									V
									V

LTE Band 66 / 20MHz / QPSK									
Channel	Frequency (MHz)	EIRP (dBm)	Limit (dBm)	Margin (dB)	SPA Reading (dBm)	S.G. Power (dBm)	TX Cable loss (dB)	TX Antenna Gain (dBi)	Polarization (H/V)
Highest	3522	-56.36	-13	-43.36	-77.47	-62.78	1.61	8.03	H
	5280	-56.17	-13	-43.17	-80.64	-63.37	2.50	9.70	H
	15846	-54.28	-13	-41.28	-81.2	-64.15	3.95	13.82	H
									H
									H
									H
									H
	3522	-56.71	-13	-43.71	-77.57	-63.13	1.61	8.03	V
	5280	-55.95	-13	-42.95	-80.3	-63.15	2.50	9.70	V
	15846	-54.16	-13	-41.16	-81.15	-64.03	3.95	13.82	V
									V
									V
									V
									V

Remark: Spurious emissions within 30-1000MHz were found more than 20dB below limit line.

LTE Band 66B

LTE Band 66B / 10MHz+10MHz / QPSK									
Channel	Frequency (MHz)	EIRP (dBm)	Limit (dBm)	Margin (dB)	SPA Reading (dBm)	S.G. Power (dBm)	TX Cable loss (dB)	TX Antenna Gain (dBi)	Polarization (H/V)
Lowest	3440	-57.75	-13	-44.75	-78.06	-63.9	1.59	7.74	H
	5160	-57.03	-13	-44.03	-80.8	-64.3	2.43	9.70	H
	6880	-55.27	-13	-42.27	-81.83	-63.3	2.63	10.66	H
									H
									H
									H
									H
	3440	-57.75	-13	-44.75	-78.06	-63.9	1.59	7.74	V
	5160	-56.83	-13	-43.83	-80.8	-64.1	2.43	9.70	V
	6880	-54.87	-13	-41.87	-81.83	-62.9	2.63	10.66	V
									V
									V
									V
									V
Middle	3510	-57.70	-13	-44.70	-78.08	-64.1	1.61	8.01	H
	5262	-54.29	-13	-41.29	-78.27	-61.5	2.49	9.70	H
	7020	-55.04	-13	-42.04	-81.65	-63.3	2.58	10.84	H
									H
									H
									H
									H
	3510	-57.90	-13	-44.90	-78.15	-64.3	1.61	8.01	V
	5262	-56.09	-13	-43.09	-80.1	-63.3	2.49	9.70	V
	7020	-54.74	-13	-41.74	-81.39	-63	2.58	10.84	V
									V
									V
									V
									V

LTE Band 66B / 10MHz+10MHz / QPSK									
Channel	Frequency (MHz)	EIRP (dBm)	Limit (dBm)	Margin (dB)	SPA Reading (dBm)	S.G. Power (dBm)	TX Cable loss (dB)	TX Antenna Gain (dBi)	Polarization (H/V)
Highest	3540	-56.07	-13	-43.07	-76.59	-62.5	1.62	8.05	H
	5310	-55.92	-13	-42.92	-79.97	-63.1	2.52	9.70	H
	7080	-54.10	-13	-41.10	-80.83	-62.5	2.56	10.96	H
									H
									H
									H
									H
	3540	-55.97	-13	-42.97	-76.41	-62.4	1.62	8.05	V
	5310	-55.72	-13	-42.72	-79.8	-62.9	2.52	9.70	V
	7080	-53.90	-13	-40.90	-80.87	-62.3	2.56	10.96	V
									V
									V
									V
									V

Remark: Spurious emissions within 30-1000MHz were found more than 20dB below limit line.

LTE Band 66C

LTE Band 66C / 20MHz+20MHz / QPSK									
Channel	Frequency (MHz)	EIRP (dBm)	Limit (dBm)	Margin (dB)	SPA Reading (dBm)	S.G. Power (dBm)	TX Cable loss (dB)	TX Antenna Gain (dBi)	Polarization (H/V)
Lowest	3462	-55.94	-13	-42.94	-76.79	-62.18	1.59	7.83	H
	5190	-55.83	-13	-42.83	-79.99	-63.08	2.45	9.70	H
	6920	-54.11	-13	-41.11	-81.11	-62.2	2.62	10.70	H
									H
									H
									H
									H
	3462	-55.85	-13	-42.85	-76.63	-62.09	1.59	7.83	V
	5190	-55.73	-13	-42.73	-79.75	-62.98	2.45	9.70	V
	6920	-53.83	-13	-40.83	-80.83	-61.92	2.62	10.70	V
									V
									V
									V
									V
Middle	3510	-55.80	-13	-42.80	-76.81	-62.2	1.61	8.01	H
	5265	-55.64	-13	-42.64	-80.05	-62.85	2.49	9.70	H
	7020	-54.04	-13	-41.04	-80.93	-62.3	2.58	10.84	H
									H
									H
									H
									H
	3510	-55.96	-13	-42.96	-76.83	-62.36	1.61	8.01	V
	5265	-55.35	-13	-42.35	-79.66	-62.56	2.49	9.70	V
	7020	-53.89	-13	-40.89	-80.84	-62.15	2.58	10.84	V
									V
									V
									V
									V

LTE Band 66C / 20MHz+20MHz / QPSK									
Channel	Frequency (MHz)	EIRP (dBm)	Limit (dBm)	Margin (dB)	SPA Reading (dBm)	S.G. Power (dBm)	TX Cable loss (dB)	TX Antenna Gain (dBi)	Polarization (H/V)
Highest	3516	-55.85	-13	-42.85	-76.85	-62.26	1.61	8.02	H
	5280	-55.25	-13	-42.25	-79.72	-62.45	2.50	9.70	H
	7040	-53.48	-13	-40.48	-80.41	-61.78	2.58	10.88	H
									H
									H
									H
									H
	3516	-55.85	-13	-42.85	-76.71	-62.26	1.61	8.02	V
	5280	-55.91	-13	-42.91	-8017	-63.11	2.50	9.70	V
	7040	-53.55	-13	-40.55	-80.55	-61.85	2.58	10.88	V
									V
									V
									V
									V

Remark: Spurious emissions within 30-1000MHz were found more than 20dB below limit line.

<Open mode>

LTE Band 7

LTE Band 7 / 20MHz / QPSK									
Channel	Frequency (MHz)	EIRP (dBm)	Limit (dBm)	Margin (dB)	SPA Reading (dBm)	S.G. Power (dBm)	TX Cable loss (dB)	TX Antenna Gain (dBi)	Polarization (H/V)
Lowest	5000	-56.74	-25	-31.74	-80.27	-64.1	2.34	9.70	H
	7500	-54.13	-25	-29.13	-81	-63.5	2.43	11.80	H
	10000	-50.72	-25	-25.72	-81.57	-60.22	2.70	12.20	H
									H
									H
									H
									H
	5000	-56.84	-25	-31.84	-80.29	-64.2	2.34	9.70	V
	7500	-53.83	-25	-28.83	-80.97	-63.2	2.43	11.80	V
	10000	-50.80	-25	-25.80	-81.57	-60.3	2.70	12.20	V
									V
									V
									V
									V
Middle	5052	-55.37	-25	-30.37	-79.06	-62.7	2.37	9.70	H
	7578	-42.76	-25	-17.76	-69.36	-52.2	2.40	11.85	H
	10100	-50.46	-25	-25.46	-81.52	-60	2.70	12.24	H
									H
									H
									H
									H
	5052	-55.27	-25	-30.27	-78.91	-62.6	2.37	9.70	V
	7578	-43.26	-25	-18.26	-70.57	-52.7	2.40	11.85	V
	10100	-50.76	-25	-25.76	-81.68	-60.3	2.70	12.24	V
									V
									V
									V
									V

LTE Band 7 / 20MHz / QPSK									
Channel	Frequency (MHz)	EIRP (dBm)	Limit (dBm)	Margin (dB)	SPA Reading (dBm)	S.G. Power (dBm)	TX Cable loss (dB)	TX Antenna Gain (dBi)	Polarization (H/V)
Highest	5100	-55.99	-25	-30.99	-79.93	-63.3	2.39	9.70	H
	7650	-53.69	-25	-28.69	-81.08	-63.2	2.38	11.89	H
	10200	-50.12	-25	-25.12	-81.25	-59.7	2.70	12.28	H
									H
									H
									H
									H
	5100	-55.79	-25	-30.79	-79.28	-63.1	2.39	9.70	V
	7650	-53.29	-25	-28.29	-80.76	-62.8	2.38	11.89	V
	10200	-50.22	-25	-25.22	-81.33	-59.8	2.70	12.28	V
									V
									V
									V
									V

Remark: Spurious emissions within 30-1000MHz were found more than 20dB below limit line.

LTE Band 7C

LTE Band 7C / 20MHz + 20MHz / QPSK									
Channel	Frequency (MHz)	EIRP (dBm)	Limit (dBm)	Margin (dB)	SPA Reading (dBm)	S.G. Power (dBm)	TX Cable loss (dB)	TX Antenna Gain (dBi)	Polarization (H/V)
Lowest	5040	-57.26	-25	-32.26	-81.08	-64.6	2.36	9.70	H
	7560	-53.87	-25	-28.87	-80.65	-63.3	2.41	11.84	H
	10080	-50.26	-25	-25.26	-81.46	-59.8	2.70	12.23	H
									H
									H
									H
									H
	5040	-57.26	-25	-32.26	-80.74	-64.6	2.36	9.70	V
	7560	-53.67	-25	-28.67	-80.96	-63.1	2.41	11.84	V
	10080	-50.66	-25	-25.66	-81.61	-60.2	2.70	12.23	V
									V
									V
									V
									V
Middle	5070	-56.88	-25	-31.88	-80.74	-64.2	2.38	9.70	H
	7605	-54.13	-25	-29.13	-81.25	-63.6	2.40	11.86	H
	10140	-50.24	-25	-25.24	-81.5	-59.8	2.70	12.26	H
									H
									H
									H
									H
	5070	-57.28	-25	-32.28	-80.69	-64.6	2.38	9.70	V
	7605	-53.83	-25	-28.83	-81.04	-63.3	2.40	11.86	V
	10140	-50.34	-25	-25.34	-81.46	-59.9	2.70	12.26	V
									V
									V
									V
									V

LTE Band 7C / 20MHz + 20MHz / QPSK									
Channel	Frequency (MHz)	EIRP (dBm)	Limit (dBm)	Margin (dB)	SPA Reading (dBm)	S.G. Power (dBm)	TX Cable loss (dB)	TX Antenna Gain (dBi)	Polarization (H/V)
Highest	5100	-56.59	-25	-31.59	-80.48	-63.9	2.39	9.70	H
	7650	-53.79	-25	-28.79	-81.02	-63.3	2.38	11.89	H
	10206	-50.31	-25	-25.31	-81.34	-59.9	2.70	12.28	H
									H
									H
									H
									H
	5100	-56.39	-25	-31.39	-80.37	-63.7	2.39	9.70	V
	7650	-53.59	-25	-28.59	-80.83	-63.1	2.38	11.89	V
	10206	-50.11	-25	-25.11	-81.54	-59.7	2.70	12.28	V
									V
									V
									V
									V

Remark: Spurious emissions within 30-1000MHz were found more than 20dB below limit line.

<Open mode>

LTE Band 30

LTE Band 30 / 5MHz / QPSK									
Channel	Frequency (MHz)	EIRP (dBm)	Limit (dBm)	Margin (dB)	SPA Reading (dBm)	S.G. Power (dBm)	TX Cable loss (dB)	TX Antenna Gain (dBi)	Polarization (H/V)
Lowest	4608	-58.29	-40	-18.29	-80.55	-65.09	2.11	8.92	H
	6912	-54.84	-40	-14.84	-81.82	-62.92	2.62	10.69	H
	9216	-50.79	-40	-10.79	-80.73	-60.87	2.53	12.61	H
									H
									H
									H
									H
	4608	-58.22	-40	-18.22	-80.49	-65.02	2.11	8.92	V
	6912	-54.69	-40	-14.69	-81.69	-62.77	2.62	10.69	V
	9216	-50.71	-40	-10.71	-81.07	-60.79	2.53	12.61	V
									V
									V
									V
									V
Middle	4614	-58.06	-40	-18.06	-80.4	-64.87	2.11	8.93	H
	6924	-54.82	-40	-14.82	-81.8	-62.91	2.62	10.71	H
	9234	-51.02	-40	-11.02	-81.03	-61.09	2.53	12.61	H
									H
									H
									H
									H
	4614	-58.11	-40	-18.11	-80.35	-64.92	2.11	8.93	V
	6924	-54.15	-40	-14.15	-81.16	-62.24	2.62	10.71	V
	9234	-50.49	-40	-10.49	-80.85	-60.56	2.53	12.61	V
									V
									V
									V
									V

LTE Band 30 / 5MHz / QPSK									
Channel	Frequency (MHz)	EIRP (dBm)	Limit (dBm)	Margin (dB)	SPA Reading (dBm)	S.G. Power (dBm)	TX Cable loss (dB)	TX Antenna Gain (dBi)	Polarization (H/V)
Highest	4620	-58.07	-40	-18.07	-80.44	-64.89	2.12	8.94	H
	6930	-54.33	-40	-14.33	-81.32	-62.43	2.61	10.72	H
	9234	-51.18	-40	-11.18	-81.24	-61.25	2.53	12.61	H
									H
									H
									H
									H
	4620	-57.84	-40	-17.84	-80.33	-64.66	2.12	8.94	V
	6930	-54.65	-40	-14.65	-81.73	-62.75	2.61	10.72	V
	9234	-50.75	-40	-10.75	-81.14	-60.82	2.53	12.61	V
									V
									V
									V
									V

Remark: Spurious emissions within 30-1000MHz were found more than 20dB below limit line.

LTE Band 30 / 10MHz / QPSK									
Channel	Frequency (MHz)	EIRP (dBm)	Limit (dBm)	Margin (dB)	SPA Reading (dBm)	S.G. Power (dBm)	TX Cable loss (dB)	TX Antenna Gain (dBi)	Polarization (H/V)
Middle	4610	-58.22	-40	-18.22	-80.44	-65.03	2.11	8.92	H
	6912	-54.35	-40	-14.35	-81.41	-62.43	2.62	10.69	H
	9216	-51.38	-40	-11.38	-81.27	-61.46	2.53	12.61	H
									H
									H
									H
									H
	4608	-58.05	-40	-18.05	-80.34	-64.85	2.11	8.92	V
	6912	-54.81	-40	-14.81	-81.91	-62.89	2.62	10.69	V
	9216	-51.21	-40	-11.21	-81.39	-61.29	2.53	12.61	V
									V
									V
									V
									V

Remark: Spurious emissions within 30-1000MHz were found more than 20dB below limit line.

<Open mode>

LTE Band 41(HPUE)

LTE Band 41 / 20MHz / QPSK									
Channel	Frequency (MHz)	EIRP (dBm)	Limit (dBm)	Margin (dB)	SPA Reading (dBm)	S.G. Power (dBm)	TX Cable loss (dB)	TX Antenna Gain (dBi)	Polarization (H/V)
Lowest	4992	-54.79	-25	-29.79	-78.74	-62.14	2.33	9.68	H
	7488	-54.01	-25	-29.01	-81.05	-63.35	2.43	11.78	H
	9990	-49.60	-25	-24.60	-80.93	-59.11	2.69	12.21	H
									H
									H
									H
									H
	4992	-57.15	-25	-32.15	-80.9	-64.5	2.33	9.68	V
	7488	-53.67	-25	-28.67	-80.95	-63.01	2.43	11.78	V
	9990	-49.26	-25	-24.26	-80.53	-58.77	2.69	12.21	V
									V
									V
									V
									V
Middle	5166	-55.68	-25	-30.68	-79.83	-62.95	2.43	9.70	H
	7752	-52.94	-25	-27.94	-80.81	-62.54	2.35	11.95	H
	10332	-49.64	-25	-24.64	-81.6	-59.28	2.69	12.33	H
									H
									H
									H
									H
	5166	-56.18	-25	-31.18	-80.18	-63.45	2.43	9.70	V
	7752	-52.81	-25	-27.81	-80.97	-62.41	2.35	11.95	V
	10332	-49.92	-25	-24.92	-81.75	-59.56	2.69	12.33	V
									V
									V
									V
									V

LTE Band 41 / 20MHz / QPSK									
Channel	Frequency (MHz)	EIRP (dBm)	Limit (dBm)	Margin (dB)	SPA Reading (dBm)	S.G. Power (dBm)	TX Cable loss (dB)	TX Antenna Gain (dBi)	Polarization (H/V)
Highest	5340	-55.92	-25	-30.92	-80.57	-63.09	2.53	9.70	H
	8010	-51.90	-25	-26.90	-80.28	-61.74	2.27	12.11	H
	10674	-48.37	-25	-23.37	-81.11	-58.11	2.69	12.43	H
									H
									H
									H
									H
	5340	-55.18	-25	-30.18	-79.75	-62.35	2.53	9.70	V
	8010	-51.76	-25	-26.76	-80.48	-61.6	2.27	12.11	V
	10674	-48.81	-25	-23.81	-81.37	-58.55	2.69	12.43	V
									V
									V
									V
									V

Remark: Spurious emissions within 30-1000MHz were found more than 20dB below limit line.

LTE Band 41C

LTE Band 41C / 20MHz + 20MHz / QPSK									
Channel	Frequency (MHz)	EIRP (dBm)	Limit (dBm)	Margin (dB)	SPA Reading (dBm)	S.G. Power (dBm)	TX Cable loss (dB)	TX Antenna Gain (dBi)	Polarization (H/V)
Lowest	5032	-57.96	-25	-32.96	-81.72	-65.3	2.36	9.70	H
	7548	-55.28	-25	-30.28	-82.21	-64.7	2.41	11.83	H
	10064	-51.97	-25	-26.97	-83.17	-61.5	2.70	12.23	H
									H
									H
									H
									H
	5032	-57.76	-25	-32.76	-81.47	-65.1	2.36	9.70	V
	7548	-54.98	-25	-29.98	-82.3	-64.4	2.41	11.83	V
	10064	-51.97	-25	-26.97	-83.09	-61.5	2.70	12.23	V
									V
									V
									V
									V
Middle	5186	-57.84	-25	-32.84	-81.66	-65.1	2.44	9.70	H
	7779	-54.87	-25	-29.87	-82.59	-64.5	2.34	11.97	H
	10372	-51.54	-25	-26.54	-83.35	-61.2	2.69	12.35	H
									H
									H
									H
									H
	5186	-57.94	-25	-32.94	-81.58	-65.2	2.44	9.70	V
	7779	-54.47	-25	-29.47	-82.28	-64.1	2.34	11.97	V
	10372	-51.64	-25	-26.64	-83.23	-61.3	2.69	12.35	V
									V
									V
									V
									V

LTE Band 41C / 20MHz + 20MHz / QPSK									
Channel	Frequency (MHz)	EIRP (dBm)	Limit (dBm)	Margin (dB)	SPA Reading (dBm)	S.G. Power (dBm)	TX Cable loss (dB)	TX Antenna Gain (dBi)	Polarization (H/V)
Highest	5340	-57.33	-25	-32.33	-81.94	-64.5	2.53	9.70	H
	8010	-54.06	-25	-29.06	-82.15	-63.9	2.27	12.11	H
	10680	-50.45	-25	-25.45	-83.01	-60.2	2.69	12.44	H
									H
									H
									H
									H
	5340	-57.03	-25	-32.03	-81.42	-64.2	2.53	9.70	V
	8010	-53.76	-25	-28.76	-82.22	-63.6	2.27	12.11	V
	10674	-50.56	-25	-25.56	-82.7	-60.3	2.69	12.43	V
									V
									V
									V
									V

Remark: Spurious emissions within 30-1000MHz were found more than 20dB below limit line.

<Ant. 0>

<Open mode>

LTE Band 26 (Part 22H)

LTE Band 26 / 10MHz / QPSK									
Channel	Frequency (MHz)	ERP (dBm)	Limit (dBm)	Margin (dB)	SPA Reading (dBm)	S.G. Power (dBm)	TX Cable loss (dB)	TX Antenna Gain (dBi)	Polarization (H/V)
Lowest	1648	-63.46	-13	-50.46	-75.33	-65.22	0.98	4.89	H
	2472	-55.05	-13	-42.05	-72.34	-56.93	1.28	5.32	H
	3296	-58.49	-13	-45.49	-77.89	-61.9	1.54	7.10	H
									H
									H
									H
									H
	1648	-63.32	-13	-50.32	-75.66	-65.08	0.98	4.89	V
	2472	-55.47	-13	-42.47	-73.2	-57.35	1.28	5.32	V
	3296	-57.84	-13	-44.84	-77.57	-61.25	1.54	7.10	V
									V
									V
									V
									V
Middle	1664	-63.70	-13	-50.70	-75.72	-65.41	0.98	4.84	H
	2496	-55.70	-13	-42.70	-73.01	-57.65	1.29	5.39	H
	3326	-58.04	-13	-45.04	-77.6	-61.57	1.55	7.23	H
									H
									H
									H
									H
	1664	-63.34	-13	-50.34	-75.83	-65.05	0.98	4.84	V
	2496	-54.34	-13	-41.34	-72.1	-56.29	1.29	5.39	V
	3326	-57.68	-13	-44.68	-77.49	-61.21	1.55	7.23	V
									V
									V
									V
									V

LTE Band 26 / 10MHz / QPSK									
Channel	Frequency (MHz)	ERP (dBm)	Limit (dBm)	Margin (dB)	SPA Reading (dBm)	S.G. Power (dBm)	TX Cable loss (dB)	TX Antenna Gain (dBi)	Polarization (H/V)
Highest	1678	-63.76	-13	-50.76	-75.93	-65.42	0.99	4.80	H
	2517	-58.82	-13	-45.82	-76.1	-60.79	1.30	5.41	H
	3356	-58.30	-13	-45.30	-78.02	-61.96	1.56	7.37	H
									H
									H
									H
									H
	1678	-63.20	-13	-50.20	-75.83	-64.86	0.99	4.80	V
	2517	-59.35	-13	-46.35	-77.09	-61.32	1.30	5.41	V
	3356	-57.73	-13	-44.73	-77.61	-61.39	1.56	7.37	V
									V
									V
									V
									V

Remark: Spurious emissions within 30-1000MHz were found more than 20dB below limit line.

LTE Band 26 / 15MHz / QPSK									
Channel	Frequency (MHz)	ERP (dBm)	Limit (dBm)	Margin (dB)	SPA Reading (dBm)	S.G. Power (dBm)	TX Cable loss (dB)	TX Antenna Gain (dBi)	Polarization (H/V)
Lowest	1648	-64.04	-13	-51.04	-75.91	-65.8	0.98	4.89	H
	2472	-55.46	-13	-42.46	-72.75	-57.34	1.28	5.32	H
	3296	-58.38	-13	-45.38	-77.78	-61.79	1.54	7.10	H
									H
									H
									H
									H
	1648	-63.63	-13	-50.63	-75.97	-65.39	0.98	4.89	V
	2472	-54.30	-13	-41.30	-72.03	-56.18	1.28	5.32	V
	3296	-57.91	-13	-44.91	-77.64	-61.32	1.54	7.10	V
									V
									V
									V
									V
Middle	1658	-64.05	-13	-51.05	-76.07	-65.78	0.98	4.86	H
	2488	-56.21	-13	-43.21	-73.54	-58.14	1.29	5.36	H
	3316	-57.95	-13	-44.95	-77.43	-61.44	1.55	7.19	H
									H
									H
									H
									H
	1658	-63.78	-13	-50.78	-76.27	-65.51	0.98	4.86	V
	2488	-54.36	-13	-41.36	-72.14	-56.29	1.29	5.36	V
	3316	-57.92	-13	-44.92	-77.68	-61.41	1.55	7.19	V
									V
									V
									V
									V

LTE Band 26 / 15MHz / QPSK									
Channel	Frequency (MHz)	ERP (dBm)	Limit (dBm)	Margin (dB)	SPA Reading (dBm)	S.G. Power (dBm)	TX Cable loss (dB)	TX Antenna Gain (dBi)	Polarization (H/V)
Highest	1668	-64.06	-13	-51.06	-76.08	-65.75	0.99	4.83	H
	2502	-58.84	-13	-45.84	-76.13	-60.8	1.29	5.40	H
	3336	-58.23	-13	-45.23	-77.78	-61.81	1.55	7.28	H
									H
									H
									H
									H
	1668	-63.47	-13	-50.47	-75.96	-65.16	0.99	4.83	V
	2502	-58.88	-13	-45.88	-76.62	-60.84	1.29	5.40	V
	3336	-58.05	-13	-45.05	-77.85	-61.63	1.55	7.28	V
									V
									V
									V
									V

Remark: Spurious emissions within 30-1000MHz were found more than 20dB below limit line.

<Open mode>

LTE Band 26 (Part 90S)

LTE Band 26 / 5MHz / QPSK									
Channel	Frequency (MHz)	ERP (dBm)	Limit (dBm)	Margin (dB)	SPA Reading (dBm)	S.G. Power (dBm)	TX Cable loss (dB)	TX Antenna Gain (dBi)	Polarization (H/V)
Lowest	1624	-63.74	-13	-50.74	-75.36	-65.58	0.97	4.95	H
	2440	-55.44	-13	-42.44	-72.64	-57.24	1.27	5.22	H
	3256	-57.71	-13	-44.71	-76.87	-60.96	1.53	6.93	H
									H
									H
									H
									H
	1624	-63.21	-13	-50.21	-75.41	-65.05	0.97	4.95	V
	2440	-56.32	-13	-43.32	-73.96	-58.12	1.27	5.22	V
	3256	-56.97	-13	-43.97	-76.62	-60.22	1.53	6.93	V
									V
									V
									V
									V
Middle	1632	-63.61	-13	-50.61	-75.37	-65.42	0.97	4.93	H
	2448	-55.64	-13	-42.64	-72.69	-57.46	1.27	5.24	H
	3264	-58.23	-13	-45.23	-77.28	-61.51	1.53	6.96	H
									H
									H
									H
									H
	1632	-63.22	-13	-50.22	-75.32	-65.03	0.97	4.93	V
	2448	-57.19	-13	-44.19	-74.75	-59.01	1.27	5.24	V
	3264	-57.47	-13	-44.47	-77.21	-60.75	1.53	6.96	V
									V
									V
									V
									V

LTE Band 26 / 5MHz / QPSK									
Channel	Frequency (MHz)	ERP (dBm)	Limit (dBm)	Margin (dB)	SPA Reading (dBm)	S.G. Power (dBm)	TX Cable loss (dB)	TX Antenna Gain (dBi)	Polarization (H/V)
Highest	1640	-63.34	-13	-50.34	-75.21	-65.12	0.97	4.91	H
	2456	-54.42	-13	-41.42	-71.67	-56.26	1.28	5.27	H
	3272	-58.08	-13	-45.08	-77.44	-61.39	1.53	7.00	H
									H
									H
									H
									H
	1640	-62.81	-13	-49.81	-75.07	-64.59	0.97	4.91	V
	2456	-56.44	-13	-43.44	-74.1	-58.28	1.28	5.27	V
	3272	-57.71	-13	-44.71	-77.34	-61.02	1.53	7.00	V
									V
									V
									V
									V

Remark: Spurious emissions within 30-1000MHz were found more than 20dB below limit line.

LTE Band 26 / 10MHz / QPSK									
Channel	Frequency (MHz)	ERP (dBm)	Limit (dBm)	Margin (dB)	SPA Reading (dBm)	S.G. Power (dBm)	TX Cable loss (dB)	TX Antenna Gain (dBi)	Polarization (H/V)
Middle	1632	-49.87	-13	-36.87	-61.71	-51.68	0.97	4.93	H
	2440	-42.12	-13	-29.12	-59.34	-43.92	1.27	5.22	H
	3256	-57.81	-13	-44.81	-77.06	-61.06	1.53	6.93	H
									H
									H
									H
									H
	1632	-54.21	-13	-41.21	-66.4	-56.02	0.97	4.93	V
	2440	-45.72	-13	-32.72	-63.41	-47.52	1.27	5.22	V
	3256	-57.51	-13	-44.51	-77.06	-60.76	1.53	6.93	V
									V
									V
									V
									V

Remark: Spurious emissions within 30-1000MHz were found more than 20dB below limit line.

LTE Band 26 / 15MHz / QPSK									
Channel	Frequency (MHz)	ERP (dBm)	Limit (dBm)	Margin (dB)	SPA Reading (dBm)	S.G. Power (dBm)	TX Cable loss (dB)	TX Antenna Gain (dBi)	Polarization (H/V)
Lowest	1624	-63.51	-13	-50.51	-75.27	-65.35	0.97	4.95	H
	2448	-55.81	-13	-42.81	-72.89	-57.63	1.27	5.24	H
	3256	-57.77	-13	-44.77	-76.88	-61.02	1.53	6.93	H
									H
									H
									H
									H
	1624	-63.32	-13	-50.32	-75.6	-65.16	0.97	4.95	V
	2448	-54.56	-13	-41.56	-72.19	-56.38	1.27	5.24	V
	3256	-57.19	-13	-44.19	-76.73	-60.44	1.53	6.93	V
									V
									V
									V
									V

Remark: Spurious emissions within 30-1000MHz were found more than 20dB below limit line.

LTE Band 26 Cross Channel (Part 90S)

LTE Band 26 / 15MHz / QPSK									
Channel	Frequency (MHz)	ERP (dBm)	Limit (dBm)	Margin (dB)	SPA Reading (dBm)	S.G. Power (dBm)	TX Cable loss (dB)	TX Antenna Gain (dBi)	Polarization (H/V)
Middle	1632	-63.68	-13	-50.68	-75.33	-65.49	0.97	4.93	H
	2456	-56.34	-13	-43.34	-73.64	-58.18	1.28	5.27	H
	3272	-57.74	-13	-44.74	-77.08	-61.05	1.53	7.00	H
									H
									H
									H
									H
	1632	-62.71	-13	-49.71	-74.88	-64.52	0.97	4.93	V
	2456	-55.84	-13	-42.84	-73.64	-57.68	1.28	5.27	V
	3272	-57.71	-13	-44.71	-77.33	-61.02	1.53	7.00	V
									V
									V
									V
									V

Remark: Spurious emissions within 30-1000MHz were found more than 20dB below limit line.

<Close mode>

LTE Band 5B

LTE Band 5B / 10MHz + 10MHz/ QPSK									
Channel	Frequency (MHz)	ERP (dBm)	Limit (dBm)	Margin (dB)	SPA Reading (dBm)	S.G. Power (dBm)	TX Cable loss (dB)	TX Antenna Gain (dBi)	Polarization (H/V)
Lowest	1664	-64.49	-13	-51.49	-76.42	-66.2	0.98	4.84	H
	2504	-57.94	-13	-44.94	-74.64	-59.9	1.29	5.40	H
	3336	-58.92	-13	-45.92	-78.26	-62.5	1.55	7.28	H
									H
									H
									H
									H
	1664	-63.99	-13	-50.99	-76.48	-65.7	0.98	4.84	V
	2504	-56.84	-13	-43.84	-74.29	-58.8	1.29	5.40	V
	3336	-59.12	-13	-46.12	-78.52	-62.7	1.55	7.28	V
									V
									V
									V
									V
Middle	1672	-63.72	-13	-50.72	-75.75	-65.40	0.99	4.82	H
	2512	-54.33	-13	-41.33	-71.44	-56.3	1.29	5.41	H
	3344	-58.79	-13	-45.79	-78.25	-62.4	1.56	7.31	H
									H
									H
									H
									H
	1672	-64.12	-13	-51.12	-76.25	-65.8	0.99	4.82	V
	2512	-57.03	-13	-44.03	-74.42	-59	1.29	5.41	V
	3344	-58.69	-13	-45.69	-78.11	-62.3	1.56	7.31	V
									V
									V
									V
									V

LTE Band 5B / 10MHz + 10MHz/ QPSK									
Channel	Frequency (MHz)	ERP (dBm)	Limit (dBm)	Margin (dB)	SPA Reading (dBm)	S.G. Power (dBm)	TX Cable loss (dB)	TX Antenna Gain (dBi)	Polarization (H/V)
Highest	1678	-64.54	-13	-51.54	-76.18	-66.2	0.99	4.80	H
	2517	-57.23	-13	-44.23	-74.3	-59.2	1.30	5.41	H
	3356	-59.44	-13	-46.44	-78.62	-63.1	1.56	7.37	H
									H
									H
									H
									H
	1678	-63.94	-13	-50.94	-76.47	-65.6	0.99	4.80	V
	2517	-59.23	-13	-46.23	-76.76	-61.2	1.30	5.41	V
	3356	-59.14	-13	-46.14	-78.49	-62.8	1.56	7.37	V
									V
									V
									V
									V

Remark: Spurious emissions within 30-1000MHz were found more than 20dB below limit line.

<Open mode>

LTE Band 12

LTE Band 12 / 10MHz / QPSK									
Channel	Frequency (MHz)	ERP (dBm)	Limit (dBm)	Margin (dB)	SPA Reading (dBm)	S.G. Power (dBm)	TX Cable loss (dB)	TX Antenna Gain (dBi)	Polarization (H/V)
Lowest	1400	-63.64	-13	-50.64	-73.28	-65.30	0.87	4.68	H
	2096	-50.93	-13	-37.93	-66.03	-51.80	1.16	4.19	H
	2792	-59.80	-13	-46.80	-77.24	-61.90	1.38	5.63	H
									H
									H
									H
									H
	1400	-63.94	-13	-50.94	-73.91	-65.60	0.87	4.68	V
	2096	-53.63	-13	-40.63	-69.17	-54.50	1.16	4.19	V
	2792	-59.10	-13	-46.10	-77.07	-61.20	1.38	5.63	V
									V
									V
									V
									V
Middle	1408	-62.59	-13	-49.59	-72.71	-64.30	0.87	4.73	H
	2112	-52.98	-13	-39.98	-68.24	-53.90	1.17	4.24	H
	2810	-59.29	-13	-46.29	-76.82	-61.40	1.39	5.65	H
									H
									H
									H
									H
	1408	-63.69	-13	-50.69	-73.89	-65.40	0.87	4.73	V
	2112	-52.88	-13	-39.88	-68.40	-53.80	1.17	4.24	V
	2810	-58.69	-13	-45.69	-77.04	-60.80	1.39	5.65	V
									V
									V
									V
									V

LTE Band 12 / 10MHz / QPSK									
Channel	Frequency (MHz)	ERP (dBm)	Limit (dBm)	Margin (dB)	SPA Reading (dBm)	S.G. Power (dBm)	TX Cable loss (dB)	TX Antenna Gain (dBi)	Polarization (H/V)
Highest	1416	-62.45	-13	-49.45	-72.29	-64.20	0.87	4.78	H
	2120	-47.96	-13	-34.96	-63.35	-48.90	1.17	4.26	H
	2824	-59.98	-13	-46.98	-77.41	-62.10	1.39	5.66	H
									H
									H
									H
									H
	1416	-63.75	-13	-50.75	-73.86	-65.50	0.87	4.78	V
	2120	-51.26	-13	-38.26	-66.81	-52.20	1.17	4.26	V
	2824	-58.63	-13	-45.63	-77.00	-60.75	1.39	5.66	V
									V
									V
									V
									V

Remark: Spurious emissions within 30-1000MHz were found more than 20dB below limit line.

<Open mode>

LTE Band 13

LTE Band 13 / 5MHz / QPSK									
Channel	Frequency (MHz)	ERP (dBm)	Limit (dBm)	Margin (dB)	SPA Reading (dBm)	S.G. Power (dBm)	TX Cable loss (dB)	TX Antenna Gain (dBi)	Polarization (H/V)
Lowest	1552	-61.83	-13	-48.83	-72.47	-63.90	0.94	5.15	H
	2336	-55.43	-13	-42.43	-71.63	-56.95	1.24	4.91	H
	3108	-58.76	-13	-45.76	-76.89	-61.40	1.48	6.28	H
									H
									H
									H
									H
	1552	-62.13	-13.00	-49.13	-73.28	-64.20	0.94	5.15	V
	2336	-54.58	-13	-41.58	-71.22	-56.10	1.24	4.91	V
	3108	-58.16	-13	-45.16	-76.95	-60.80	1.48	6.28	V
									V
									V
									V
									V
Middle	1560	-61.56	-42.15	-19.41	-72.50	-63.60	0.94	5.13	H
	2339	-52.97	-13	-39.97	-69.59	-54.50	1.24	4.92	H
	3118	-58.72	-13	-45.72	-76.93	-61.40	1.48	6.32	H
									H
									H
									H
									H
	1560	-61.76	-42.15	-19.61	-72.76	-63.80	0.94	5.13	V
	2339	-54.07	-13	-41.07	-70.90	-55.60	1.24	4.92	V
	3118	-57.72	-13	-44.72	-76.43	-60.40	1.48	6.32	V
									V
									V
									V
									V

LTE Band 13 / 5MHz / QPSK									
Channel	Frequency (MHz)	ERP (dBm)	Limit (dBm)	Margin (dB)	SPA Reading (dBm)	S.G. Power (dBm)	TX Cable loss (dB)	TX Antenna Gain (dBi)	Polarization (H/V)
Highest	1568	-61.58	-42.15	-19.43	-72.39	-63.60	0.94	5.11	H
	2344	-53.06	-13	-40.06	-69.09	-54.60	1.24	4.93	H
	3128	-57.77	-13	-44.77	-76.08	-60.50	1.49	6.36	H
									H
									H
									H
									H
	1568	-61.48	-42.15	-19.33	-72.89	-63.50	0.94	5.11	V
	2344	-54.76	-13	-41.76	-71.65	-56.30	1.24	4.93	V
	3128	-57.77	-13	-44.77	-76.52	-60.50	1.49	6.36	V
									V
									V
									V
									V

Remark: Spurious emissions within 30-1000MHz were found more than 20dB below limit line.

LTE Band 13 / 10MHz / QPSK									
Channel	Frequency (MHz)	ERP (dBm)	Limit (dBm)	Margin (dB)	SPA Reading (dBm)	S.G. Power (dBm)	TX Cable loss (dB)	TX Antenna Gain (dBi)	Polarization (H/V)
Middle	1552	-62.73	-13	-49.73	-73.09	-64.8	0.94	5.15	H
	2336	-53.68	-13	-40.68	-69.64	-55.2	1.24	4.91	H
	3108	-58.16	-13	-45.16	-76.47	-60.8	1.48	6.28	H
									H
									H
									H
									H
	1552	-60.83	-13	-47.83	-71.71	-62.9	0.94	5.15	V
	2336	-52.78	-13	-39.78	-69.61	-54.3	1.24	4.91	V
	3108	-57.86	-13	-44.86	-76.86	-60.5	1.48	6.28	V
									V
									V
									V
									V

Remark: Spurious emissions within 30-1000MHz were found more than 20dB below limit line.

<Open mode>

LTE Band 14

LTE Band 14 / 5MHz / QPSK									
Channel	Frequency (MHz)	ERP (dBm)	Limit (dBm)	Margin (dB)	SPA Reading (dBm)	S.G. Power (dBm)	TX Cable loss (dB)	TX Antenna Gain (dBi)	Polarization (H/V)
Lowest	1576	-64.61	-42.15	-22.46	-75.17	-66.6	0.95	5.09	H
	2368	-56.90	-13	-43.90	-73.35	-58.5	1.25	5.00	H
	3152	-58.58	-13	-45.58	-76.83	-61.4	1.50	6.47	H
									H
									H
									H
									H
	1576	-64.31	-42.15	-22.16	-74.08	-66.3	0.95	5.09	V
	2368	-56.90	-13	-43.90	-72.65	-58.5	1.25	5.00	V
	3152	-58.48	-13	-45.48	-77.18	-61.3	1.50	6.47	V
									V
									V
									V
									V
Middle	1584	-62.73	-42.15	-20.58	-73.77	-64.7	0.95	5.06	H
	2376	-58.27	-13	-45.27	-74.88	-59.9	1.25	5.03	H
	3162	-58.34	-13	-45.34	-77.05	-61.2	1.50	6.51	H
									H
									H
									H
									H
	1584	-61.83	-42.15	-19.68	-73.52	-63.8	0.95	5.06	V
	2376	-56.47	-13	-43.47	-73.15	-58.1	1.25	5.03	V
	3162	-58.44	-13	-45.44	-77.41	-61.3	1.50	6.51	V
									V
									V
									V
									V

LTE Band 14 / 5MHz / QPSK									
Channel	Frequency (MHz)	ERP (dBm)	Limit (dBm)	Margin (dB)	SPA Reading (dBm)	S.G. Power (dBm)	TX Cable loss (dB)	TX Antenna Gain (dBi)	Polarization (H/V)
Highest	1584	-64.43	-42.15	-22.28	-75.52	-66.4	0.95	5.06	H
	2384	-56.05	-13	-43.05	-72.94	-57.7	1.25	5.05	H
	3172	-58.59	-13	-45.59	-77.26	-61.5	1.50	6.56	H
									H
									H
									H
									H
	1584	-63.93	-42.15	-21.78	-75.38	-65.9	0.95	5.06	V
	2384	-54.95	-13	-41.95	-71.81	-56.6	1.25	5.05	V
	3172	-57.99	-13	-44.99	-77.18	-60.9	1.50	6.56	V
									V
									V
									V
									V

Remark: Spurious emissions within 30-1000MHz were found more than 20dB below limit line.

LTE Band 14 / 10MHz / QPSK									
Channel	Frequency (MHz)	ERP (dBm)	Limit (dBm)	Margin (dB)	SPA Reading (dBm)	S.G. Power (dBm)	TX Cable loss (dB)	TX Antenna Gain (dBi)	Polarization (H/V)
Middle	1576	-52.91	-42.15	-10.76	-63.97	-54.9	0.95	5.09	H
	2364	-51.61	-13	-38.61	-68.38	-53.2	1.25	4.99	H
	3152	-58.68	-13	-45.68	-77.2	-61.5	1.50	6.47	H
									H
									H
									H
									H
	1576	-55.21	-42.15	-13.06	-66.58	-57.2	0.95	5.09	V
	2364	-52.01	-13	-39.01	-69.16	-53.6	1.25	4.99	V
	3152	-58.38	-13	-45.38	-77.09	-61.2	1.50	6.47	V
									V
									V
									V
									V

Remark: Spurious emissions within 30-1000MHz were found more than 20dB below limit line.

<Open mode>

LTE Band 71

LTE Band 71 / 20MHz / QPSK									
Channel	Frequency (MHz)	ERP (dBm)	Limit (dBm)	Margin (dB)	SPA Reading (dBm)	S.G. Power (dBm)	TX Cable loss (dB)	TX Antenna Gain (dBi)	Polarization (H/V)
Lowest	1326	-60.86	-13	-47.86	-70.29	-62.1	0.83	4.22	H
	1992	-45.46	-13	-32.46	-60	-46.1	1.13	3.92	H
	2652	-60.17	-13	-47.17	-77.06	-62.2	1.34	5.52	H
									H
									H
									H
									H
	1328	-57.85	-13	-44.85	-67.7	-59.1	0.84	4.23	V
	1992	-47.86	-13	-34.86	-62.53	-48.5	1.13	3.92	V
	2648	-58.87	-13	-45.87	-76.69	-60.9	1.34	5.52	V
									V
									V
									V
									V
Middle	1344	-63.96	-13	-50.96	-73.08	-65.3	0.84	4.33	H
	2016	-52.44	-13	-39.44	-67.03	-53.1	1.14	3.95	H
	2682	-59.65	-13	-46.65	-76.87	-61.7	1.35	5.55	H
									H
									H
									H
									H
	1344	-61.76	-13	-48.76	-71.55	-63.1	0.84	4.33	V
	2016	-52.94	-13	-39.94	-68.29	-53.6	1.14	3.95	V
	2682	-59.05	-13	-46.05	-76.67	-61.1	1.35	5.55	V
									V
									V
									V
									V

LTE Band 71 / 20MHz / QPSK									
Channel	Frequency (MHz)	ERP (dBm)	Limit (dBm)	Margin (dB)	SPA Reading (dBm)	S.G. Power (dBm)	TX Cable loss (dB)	TX Antenna Gain (dBi)	Polarization (H/V)
Highest	1356	-64.89	-13	-51.89	-74.27	-66.3	0.85	4.41	H
	2040	-50.08	-13	-37.08	-64.91	-50.8	1.15	4.02	H
	2712	-59.44	-13	-46.44	-76.69	-61.5	1.36	5.57	H
									H
									H
									H
									H
	1356	-64.09	-13	-51.09	-74.36	-65.5	0.85	4.41	V
	2040	-52.18	-13	-39.18	-67.45	-52.9	1.15	4.02	V
	2712	-58.74	-13	-45.74	-76.65	-60.8	1.36	5.57	V
									V
									V
									V
									V

Remark: Spurious emissions within 30-1000MHz were found more than 20dB below limit line.

<ASDIV Antenna>

<Ant. 0>

<Close mode>

LTE Band 25

LTE Band 25 / 20MHz / QPSK									
Channel	Frequency (MHz)	EIRP (dBm)	Limit (dBm)	Margin (dB)	SPA Reading (dBm)	S.G. Power (dBm)	TX Cable loss (dB)	TX Antenna Gain (dBi)	Polarization (H/V)
Lowest	3702	-57.90	-13	-44.90	-78.78	-64.47	1.67	8.24	H
	5550	-55.81	-13	-42.81	-81.16	-62.88	2.65	9.72	H
	7400	-54.45	-13	-41.45	-81.46	-63.59	2.46	11.60	H
									H
									H
									H
									H
	3702	-57.71	-13	-44.71	-78.58	-64.28	1.67	8.24	V
	5550	-55.74	-13	-42.74	-81.06	-62.81	2.65	9.72	V
	7400	-54.40	-13	-41.40	-81.61	-63.54	2.46	11.60	V
									V
									V
									V
									V
Middle	3744	-57.52	-13	-44.52	-78.38	-64.13	1.68	8.29	H
	5616	-55.82	-13	-42.82	-81.34	-62.87	2.69	9.75	H
	7480	-54.23	-13	-41.23	-81.27	-63.55	2.44	11.76	H
									H
									H
									H
									H
	3744	-57.47	-13	-44.47	-78.34	-64.08	1.68	8.29	V
	5616	-55.18	-13	-42.18	-80.69	-62.23	2.69	9.75	V
	7480	-54.29	-13	-41.29	-81.56	-63.61	2.44	11.76	V
									V
									V
									V

LTE Band 25 / 20MHz / QPSK									
Channel	Frequency (MHz)	EIRP (dBm)	Limit (dBm)	Margin (dB)	SPA Reading (dBm)	S.G. Power (dBm)	TX Cable loss (dB)	TX Antenna Gain (dBi)	Polarization (H/V)
Highest	3792	-58.38	-13	-45.38	-79.19	-65.03	1.70	8.35	H
	5688	-55.31	-13	-42.31	-80.92	-62.35	2.73	9.78	H
	7584	-54.11	-13	-41.11	-81.27	-63.56	2.40	11.85	H
									H
									H
									H
									H
	3792	-58.18	-13	-45.18	-78.93	-64.83	1.70	8.35	V
	5688	-55.25	-13	-42.25	-80.9	-62.29	2.73	9.78	V
	7580	-53.62	-13	-40.62	-81.12	-63.06	2.40	11.85	V
									V
									V
									V
									V

Remark: Spurious emissions within 30-1000MHz were found more than 20dB below limit line.

<Close mode>

LTE Band 66

LTE Band 66 / 20MHz / QPSK									
Channel	Frequency (MHz)	EIRP (dBm)	Limit (dBm)	Margin (dB)	SPA Reading (dBm)	S.G. Power (dBm)	TX Cable loss (dB)	TX Antenna Gain (dBi)	Polarization (H/V)
Lowest	3420	-56.77	-13	-43.77	-77.44	-62.84	1.58	7.65	H
	5130	-56.23	-13	-43.23	-80.3	-63.52	2.41	9.70	H
	6840	-54.15	-13	-41.15	-81.28	-62.12	2.64	10.61	H
									H
									H
									H
									H
	3420	-57.02	-13	-44.02	-77.67	-63.09	1.58	7.65	V
	5130	-56.09	-13	-43.09	-80.08	-63.38	2.41	9.70	V
	6840	-54.04	-13	-41.04	-81.15	-62.01	2.64	10.61	V
									V
									V
									V
									V
Middle	3468	-56.86	-13	-43.86	-77.71	-63.12	1.59	7.86	H
	5208	-54.29	-13	-41.29	-78.46	-61.53	2.46	9.70	H
	6942	-54.16	-13	-41.16	-81.06	-62.28	2.61	10.73	H
									H
									H
									H
									H
	3468	-57.88	-13	-44.88	-77.61	-64.14	1.59	7.86	V
	5208	-56.23	-13	-43.23	-80.22	-63.47	2.46	9.70	V
	6942	-54.54	-13	-41.54	-81.52	-62.66	2.61	10.73	V
									V
									V
									V
									V

LTE Band 66 / 20MHz / QPSK									
Channel	Frequency (MHz)	EIRP (dBm)	Limit (dBm)	Margin (dB)	SPA Reading (dBm)	S.G. Power (dBm)	TX Cable loss (dB)	TX Antenna Gain (dBi)	Polarization (H/V)
Highest	3522	-56.63	-13	-43.63	-77.67	-63.05	1.61	8.03	H
	5280	-55.98	-13	-42.98	-80.45	-63.18	2.50	9.70	H
	7038	-54.85	-13	-41.85	-81.78	-63.15	2.58	10.88	H
									H
									H
									H
									H
	3522	-56.21	-13	-43.21	-77.18	-62.63	1.61	8.03	V
	5280	-55.79	-13	-42.79	-80.16	-62.99	2.50	9.70	V
	7038	-54.46	-13	-41.46	-81.46	-62.76	2.58	10.88	V
									V
									V
									V
									V

Remark: Spurious emissions within 30-1000MHz were found more than 20dB below limit line.

LTE Band 66B

LTE Band 66B / 10MHz+10MHz / QPSK									
Channel	Frequency (MHz)	EIRP (dBm)	Limit (dBm)	Margin (dB)	SPA Reading (dBm)	S.G. Power (dBm)	TX Cable loss (dB)	TX Antenna Gain (dBi)	Polarization (H/V)
Lowest	3438	-58.15	-13	-45.15	-78.85	-64.29	1.58	7.73	H
	5160	-57.76	-13	-44.76	-81.93	-65.03	2.43	9.70	H
	6882	-55.35	-13	-42.35	-82.36	-63.38	2.63	10.66	H
									H
									H
									H
									H
	3438	-58.11	-13	-45.11	-78.8	-64.25	1.58	7.73	V
	5160	-57.71	-13	-44.71	-81.64	-64.98	2.43	9.70	V
	6882	-55.39	-13	-42.39	-82.47	-63.42	2.63	10.66	V
									V
									V
									V
									V
Middle	3510	-57.61	-13	-44.61	-78.62	-64.01	1.61	8.01	H
	5268	-57.18	-13	-44.18	-81.6	-64.39	2.49	9.70	H
	7020	-55.89	-13	-42.89	-82.75	-64.15	2.58	10.84	H
									H
									H
									H
									H
	3510	-57.83	-13	-44.83	-78.67	-64.23	1.61	8.01	V
	5268	-57.58	-13	-44.58	-81.84	-64.79	2.49	9.70	V
	7020	-55.97	-13	-42.97	-82.85	-64.23	2.58	10.84	V
									V
									V
									V
									V

LTE Band 66B / 10MHz+10MHz / QPSK									
Channel	Frequency (MHz)	EIRP (dBm)	Limit (dBm)	Margin (dB)	SPA Reading (dBm)	S.G. Power (dBm)	TX Cable loss (dB)	TX Antenna Gain (dBi)	Polarization (H/V)
Highest	3540	-57.59	-13	-44.59	-78.52	-64.02	1.62	8.05	H
	5310	-57.27	-13	-44.27	-81.87	-64.45	2.52	9.70	H
	7080	-55.47	-13	-42.47	-82.5	-63.87	2.56	10.96	H
									H
									H
									H
									H
	3540	-57.63	-13	-44.63	-78.51	-64.06	1.62	8.05	V
	5310	-57.13	-13	-44.13	-81.5	-64.31	2.52	9.70	V
	7080	-55.64	-13	-42.64	-82.75	-64.04	2.56	10.96	V
									V
									V
									V
									V

Remark: Spurious emissions within 30-1000MHz were found more than 20dB below limit line.

LTE Band 66C

LTE Band 66C / 20MHz+20MHz / QPSK									
Channel	Frequency (MHz)	EIRP (dBm)	Limit (dBm)	Margin (dB)	SPA Reading (dBm)	S.G. Power (dBm)	TX Cable loss (dB)	TX Antenna Gain (dBi)	Polarization (H/V)
Lowest	3462	-57.99	-13	-44.99	-78.84	-64.23	1.59	7.83	H
	5190	-57.51	-13	-44.51	-81.67	-64.76	2.45	9.70	H
	6918	-55.81	-13	-42.81	-82.84	-63.89	2.62	10.70	H
									H
									H
									H
									H
	3462	-58.14	-13	-45.14	-79	-64.38	1.59	7.83	V
	5190	-58.11	-13	-45.11	-81.85	-65.36	2.45	9.70	V
	6918	-55.79	-13	-42.79	-82.88	-63.87	2.62	10.70	V
									V
									V
									V
									V
Middle	3510	-57.92	-13	-44.92	-78.92	-64.32	1.61	8.01	H
	5265	-57.07	-13	-44.07	-81.57	-64.28	2.49	9.70	H
	7020	-55.99	-13	-42.99	-82.81	-64.25	2.58	10.84	H
									H
									H
									H
									H
	3510	-57.96	-13	-44.96	-78.77	-64.36	1.61	8.01	V
	5265	-57.13	-13	-44.13	-81.82	-64.34	2.49	9.70	V
	7020	-55.62	-13	-42.62	-82.6	-63.88	2.58	10.84	V
									V
									V
									V
									V

LTE Band 66C / 20MHz+20MHz / QPSK									
Channel	Frequency (MHz)	EIRP (dBm)	Limit (dBm)	Margin (dB)	SPA Reading (dBm)	S.G. Power (dBm)	TX Cable loss (dB)	TX Antenna Gain (dBi)	Polarization (H/V)
Highest	3522	-57.41	-13	-44.41	-78.44	-63.83	1.61	8.03	H
	5280	-57.46	-13	-44.46	-81.96	-64.66	2.50	9.70	H
	7038	-55.48	-13	-42.48	-82.46	-63.78	2.58	10.88	H
									H
									H
									H
									H
	3522	-57.83	-13	-44.83	-78.64	-64.25	1.61	8.03	V
	5280	-57.67	-13	-44.67	-82.05	-64.87	2.50	9.70	V
	7038	-55.43	-13	-42.43	-82.5	-63.73	2.58	10.88	V
									V
									V
									V
									V

Remark: Spurious emissions within 30-1000MHz were found more than 20dB below limit line.

<Close mode>

LTE Band 7

LTE Band 7 / 20MHz / QPSK									
Channel	Frequency (MHz)	EIRP (dBm)	Limit (dBm)	Margin (dB)	SPA Reading (dBm)	S.G. Power (dBm)	TX Cable loss (dB)	TX Antenna Gain (dBi)	Polarization (H/V)
Lowest	5000	-56.54	-25	-31.54	-80.05	-63.9	2.34	9.70	H
	7500	-53.93	-25	-28.93	-80.72	-63.3	2.43	11.80	H
	10000	-50.50	-25	-25.50	-81.6	-60	2.70	12.20	H
									H
									H
									H
									H
	5000	-56.94	-25	-31.94	-80.54	-64.3	2.34	9.70	V
	7500	-53.93	-25	-28.93	-81.09	-63.3	2.43	11.80	V
	10000	-50.70	-25	-25.70	-81.61	-60.2	2.70	12.20	V
									V
									V
									V
									V
Middle	5050	-56.77	-25	-31.77	-80.16	-64.1	2.37	9.70	H
	7575	-53.66	-25	-28.66	-80.75	-63.1	2.41	11.85	H
	10100	-50.26	-25	-25.26	-81.18	-59.8	2.70	12.24	H
									H
									H
									H
									H
	5060	-56.77	-25	-31.77	-79.99	-64.1	2.37	9.70	V
	7590	-54.05	-25	-29.05	-81.01	-63.5	2.40	11.85	V
	10120	-49.95	-25	-24.95	-81.26	-59.5	2.70	12.25	V
									V
									V
									V
									V

LTE Band 7 / 20MHz / QPSK									
Channel	Frequency (MHz)	EIRP (dBm)	Limit (dBm)	Margin (dB)	SPA Reading (dBm)	S.G. Power (dBm)	TX Cable loss (dB)	TX Antenna Gain (dBi)	Polarization (H/V)
Highest	5100	-56.29	-25	-31.29	-80.03	-63.6	2.39	9.70	H
	7650	-53.79	-25	-28.79	-81.19	-63.3	2.38	11.89	H
	10200	-50.02	-25	-25.02	-81.38	-59.6	2.70	12.28	H
									H
									H
									H
									H
	5100	-55.99	-25	-30.99	-79.45	-63.3	2.39	9.70	V
	7650	-53.29	-25	-28.29	-80.95	-62.8	2.38	11.89	V
	10200	-50.12	-25	-25.12	-81.43	-59.7	2.70	12.28	V
									V
									V
									V
									V

Remark: Spurious emissions within 30-1000MHz were found more than 20dB below limit line.

<Open mode>

LTE Band 7C

LTE Band 7C / 20MHz + 20MHz / QPSK									
Channel	Frequency (MHz)	EIRP (dBm)	Limit (dBm)	Margin (dB)	SPA Reading (dBm)	S.G. Power (dBm)	TX Cable loss (dB)	TX Antenna Gain (dBi)	Polarization (H/V)
Lowest	5040	-57.08	-25	-32.08	-81.09	-64.42	2.36	9.70	H
	7560	-53.79	-25	-28.79	-81	-63.22	2.41	11.84	H
	10080	-50.22	-25	-25.22	-81.69	-59.76	2.70	12.23	H
									H
									H
									H
									H
	5040	-57.16	-25	-32.16	-80.99	-64.5	2.36	9.70	V
	7560	-53.74	-25	-28.74	-81.21	-63.17	2.41	11.84	V
	10080	-50.12	-25	-25.12	-81.52	-59.66	2.70	12.23	V
									V
									V
									V
									V
Middle	5070	-56.88	-25	-31.88	-80.9	-64.2	2.38	9.70	H
	7605	-54.42	-25	-29.42	-81.77	-63.89	2.40	11.86	H
	10134	-49.94	-25	-24.94	-81.51	-59.5	2.70	12.25	H
									H
									H
									H
									H
	5070	-56.82	-25	-31.82	-80.66	-64.14	2.38	9.70	V
	7605	-53.77	-25	-28.77	-81.38	-63.24	2.40	11.86	V
	10134	-49.72	-25	-24.72	-81.2	-59.28	2.70	12.25	V
									V
									V
									V
									V

LTE Band 7C / 20MHz + 20MHz / QPSK									
Channel	Frequency (MHz)	EIRP (dBm)	Limit (dBm)	Margin (dB)	SPA Reading (dBm)	S.G. Power (dBm)	TX Cable loss (dB)	TX Antenna Gain (dBi)	Polarization (H/V)
Highest	5100	-56.60	-25	-31.60	-80.66	-63.91	2.39	9.70	H
	7650	-53.85	-25	-28.85	-81.34	-63.36	2.38	11.89	H
	10206	-49.84	-25	-24.84	-81.56	-59.43	2.70	12.28	H
									H
									H
									H
									H
	5100	-56.64	-25	-31.64	-80.53	-63.95	2.39	9.70	V
	7650	-53.74	-25	-28.74	-81.5	-63.25	2.38	11.89	V
	10206	-49.63	-25	-24.63	-81.25	-59.22	2.70	12.28	V
									V
									V
									V
									V

Remark: Spurious emissions within 30-1000MHz were found more than 20dB below limit line.

<Open mode>

LTE Band 30

LTE Band 30 / 5MHz / QPSK									
Channel	Frequency (MHz)	EIRP (dBm)	Limit (dBm)	Margin (dB)	SPA Reading (dBm)	S.G. Power (dBm)	TX Cable loss (dB)	TX Antenna Gain (dBi)	Polarization (H/V)
Lowest	4610	-58.39	-40	-18.39	-80.33	-65.2	2.11	8.92	H
	6915	-54.82	-40	-14.82	-81.34	-62.9	2.62	10.70	H
	9220	-51.92	-40	-11.92	-81.41	-62	2.53	12.61	H
									H
									H
									H
									H
	4610	-58.79	-40	-18.79	-80.54	-65.6	2.11	8.92	V
	6915	-54.72	-40	-14.72	-81.64	-62.8	2.62	10.70	V
	9220	-51.62	-40	-11.62	-81.58	-61.7	2.53	12.61	V
									V
									V
									V
									V
Middle	4614	-57.87	-40	-17.87	-80.28	-64.68	2.11	8.93	H
	6924	-54.26	-40	-14.26	-81.33	-62.35	2.62	10.71	H
	9234	-51.37	-40	-11.37	-81.47	-61.44	2.53	12.61	H
									H
									H
									H
									H
	4614	-57.85	-40	-17.85	-80.21	-64.66	2.11	8.93	V
	6924	-54.92	-40	-14.92	-81.89	-63.01	2.62	10.71	V
	9234	-50.76	-40	-10.76	-81.2	-60.83	2.53	12.61	V
									V
									V
									V
									V

LTE Band 30 / 5MHz / QPSK									
Channel	Frequency (MHz)	EIRP (dBm)	Limit (dBm)	Margin (dB)	SPA Reading (dBm)	S.G. Power (dBm)	TX Cable loss (dB)	TX Antenna Gain (dBi)	Polarization (H/V)
Highest	4620	-58.48	-40	-18.48	-80.29	-65.3	2.12	8.94	H
	6930	-55.10	-40	-15.10	-81.63	-63.2	2.61	10.72	H
	9240	-51.83	-40	-11.83	-81.27	-61.9	2.53	12.60	H
									H
									H
									H
									H
	4620	-57.98	-40	-17.98	-80.15	-64.8	2.12	8.94	V
	6930	-54.90	-40	-14.90	-81.37	-63	2.61	10.72	V
	9240	-51.33	-40	-11.33	-81.46	-61.4	2.53	12.60	V
									V
									V
									V
									V

Remark: Spurious emissions within 30-1000MHz were found more than 20dB below limit line.

LTE Band 30 / 10MHz / QPSK									
Channel	Frequency (MHz)	EIRP (dBm)	Limit (dBm)	Margin (dB)	SPA Reading (dBm)	S.G. Power (dBm)	TX Cable loss (dB)	TX Antenna Gain (dBi)	Polarization (H/V)
Middle	4608	-57.88	-40	-17.88	-80.24	-64.68	2.11	8.92	H
	6912	-54.68	-40	-14.68	-81.81	-62.76	2.62	10.69	H
	9216	-50.84	-40	-10.84	-80.81	-60.92	2.53	12.61	H
									H
									H
									H
									H
	4608	-57.88	-40	-17.88	-80.24	-64.68	2.11	8.92	V
	6912	-54.83	-40	-14.83	-81.89	-62.91	2.62	10.69	V
	9216	-50.64	-40	-10.64	-81.06	-60.72	2.53	12.61	V
									V
									V
									V
									V

Remark: Spurious emissions within 30-1000MHz were found more than 20dB below limit line.

<Open mode>

LTE Band 41 (HPUE)

LTE Band 41 (HPUE) / 20MHz / QPSK									
Channel	Frequency (MHz)	EIRP (dBm)	Limit (dBm)	Margin (dB)	SPA Reading (dBm)	S.G. Power (dBm)	TX Cable loss (dB)	TX Antenna Gain (dBi)	Polarization (H/V)
Lowest	4992	-47.71	-25	-22.71	-71.65	-55.06	2.33	9.68	H
	7488	-54.05	-25	-29.05	-81.14	-63.39	2.43	11.78	H
	9990	-49.84	-25	-24.84	-81.14	-59.35	2.69	12.21	H
									H
									H
									H
									H
	4992	-51.76	-25	-26.76	-75.61	-59.11	2.33	9.68	V
	7488	-53.73	-25	-28.73	-80.98	-63.07	2.43	11.78	V
	9990	-50.31	-25	-25.31	-81.5	-59.82	2.69	12.21	V
									V
									V
									V
									V
Middle	5166	-50.25	-25	-25.25	-74.4	-57.52	2.43	9.70	H
	7752	-53.52	-25	-28.52	-81.39	-63.12	2.35	11.95	H
	10332	-49.75	-25	-24.75	-81.71	-59.39	2.69	12.33	H
									H
									H
									H
									H
	5166	-53.36	-25	-28.36	-77.36	-60.63	2.43	9.70	V
	7752	-53.08	-25	-28.08	-81.24	-62.68	2.35	11.95	V
	10332	-49.82	-25	-24.82	-81.65	-59.46	2.69	12.33	V
									V
									V
									V
									V

LTE Band 41 (HPUE) / 20MHz / QPSK									
Channel	Frequency (MHz)	EIRP (dBm)	Limit (dBm)	Margin (dB)	SPA Reading (dBm)	S.G. Power (dBm)	TX Cable loss (dB)	TX Antenna Gain (dBi)	Polarization (H/V)
Highest	5340	-49.59	-25	-24.59	-74.19	-56.76	2.53	9.70	H
	8010	-52.37	-25	-27.37	-80.78	-62.21	2.27	12.11	H
	10674	-48.52	-25	-23.52	-81.32	-58.26	2.69	12.43	H
									H
									H
									H
									H
	5340	-54.36	-25	-29.36	-78.95	-61.53	2.53	9.70	V
	8010	-52.18	-25	-27.18	-80.9	-62.02	2.27	12.11	V
	10674	-48.97	-25	-23.97	-81.47	-58.71	2.69	12.43	V
									V
									V
									V
									V

Remark: Spurious emissions within 30-1000MHz were found more than 20dB below limit line.

LTE Band 41C

LTE Band 41C / 20MHz + 20MHz / QPSK									
Channel	Frequency (MHz)	EIRP (dBm)	Limit (dBm)	Margin (dB)	SPA Reading (dBm)	S.G. Power (dBm)	TX Cable loss (dB)	TX Antenna Gain (dBi)	Polarization (H/V)
Lowest	5028	-57.23	-25	-32.23	-81.22	-64.58	2.35	9.70	H
	7548	-54.12	-25	-29.12	-81.28	-63.54	2.41	11.83	H
	10062	-50.26	-25	-25.26	-81.7	-59.79	2.70	12.22	H
									H
									H
									H
									H
	5028	-57.74	-25	-32.74	-81.54	-65.09	2.35	9.70	V
	7548	-54.27	-25	-29.27	-81.68	-63.69	2.41	11.83	V
	10062	-50.45	-25	-25.45	-81.82	-59.98	2.70	12.22	V
									V
									V
									V
									V
Middle	5184	-57.16	-25	-32.16	-81.33	-64.42	2.44	9.70	H
	7776	-54.08	-25	-29.08	-82.07	-63.71	2.34	11.97	H
	10368	-49.81	-25	-24.81	-81.83	-59.46	2.69	12.35	H
									H
									H
									H
									H
	5184	-57.17	-25	-32.17	-81.2	-64.43	2.44	9.70	V
	7776	-53.51	-25	-28.51	-81.79	-63.14	2.34	11.97	V
	10368	-50.32	-25	-25.32	-82.2	-59.97	2.69	12.35	V
									V
									V
									V
									V

LTE Band 41C / 20MHz + 20MHz / QPSK									
Channel	Frequency (MHz)	EIRP (dBm)	Limit (dBm)	Margin (dB)	SPA Reading (dBm)	S.G. Power (dBm)	TX Cable loss (dB)	TX Antenna Gain (dBi)	Polarization (H/V)
Highest	5340	-56.45	-25	-31.45	-81.1	-63.62	2.53	9.70	H
	8010	-52.98	-25	-27.98	-81.36	-62.82	2.27	12.11	H
	10674	-48.94	-25	-23.94	-81.68	-58.68	2.69	12.43	H
									H
									H
									H
									H
	5340	-56.68	-25	-31.68	-81.25	-63.85	2.53	9.70	V
	8010	-52.68	-25	-27.68	-81.4	-62.52	2.27	12.11	V
	10674	-49.22	-25	-24.22	-81.78	-58.96	2.69	12.43	V
									V
									V
									V
									V

Remark: Spurious emissions within 30-1000MHz were found more than 20dB below limit line.

<Ant. 1>

<Open mode>

LTE Band 26 (Part 22H)

LTE Band 26 / 10MHz / QPSK									
Channel	Frequency (MHz)	ERP (dBm)	Limit (dBm)	Margin (dB)	SPA Reading (dBm)	S.G. Power (dBm)	TX Cable loss (dB)	TX Antenna Gain (dBi)	Polarization (H/V)
Lowest	1648	-63.82	-13	-50.82	-7531	-65.58	0.98	4.89	H
	2472	-56.62	-13	-43.62	-73.69	-58.5	1.28	5.32	H
	3296	-58.79	-13	-45.79	-77.93	-62.2	1.54	7.10	H
									H
									H
									H
									H
	1648	-64.34	-13	-51.34	-76.14	-66.1	0.98	4.89	V
	2472	-59.82	-13	-46.82	-77.21	-61.7	1.28	5.32	V
	3296	-58.49	-13	-45.49	-77.92	-61.9	1.54	7.10	V
									V
									V
									V
									V
Middle	1664	-64.19	-13	-51.19	-75.31	-65.9	0.98	4.84	H
	2494	-50.26	-13	-37.26	-67.37	-52.2	1.29	5.38	H
	3326	-57.97	-13	-44.97	-77.36	-61.5	1.55	7.23	H
									H
									H
									H
									H
	1664	-62.89	-13	-49.89	-75.11	-64.6	0.98	4.84	V
	2494	-53.56	-13	-40.56	-70.89	-55.5	1.29	5.38	V
	3326	-57.67	-13	-44.67	-77.21	-61.2	1.55	7.23	V
									V
									V
									V
									V

LTE Band 26 / 10MHz / QPSK									
Channel	Frequency (MHz)	ERP (dBm)	Limit (dBm)	Margin (dB)	SPA Reading (dBm)	S.G. Power (dBm)	TX Cable loss (dB)	TX Antenna Gain (dBi)	Polarization (H/V)
Highest	1678	-64.44	-13	-51.44	-76.23	-66.1	0.99	4.80	H
	2517	-60.43	-13	-47.43	-77.65	-62.4	1.30	5.41	H
	3356	-58.84	-13	-45.84	-78.22	-62.5	1.56	7.37	H
									H
									H
									H
									H
	1678	-63.84	-13	-50.84	-76.11	-65.5	0.99	4.80	V
	2517	-60.63	-13	-47.63	-77.93	-62.6	1.30	5.41	V
	3356	-58.74	-13	-45.74	-78.1	-62.4	1.56	7.37	V
									V
									V
									V
									V

Remark: Spurious emissions within 30-1000MHz were found more than 20dB below limit line.

LTE Band 26 / 15MHz / QPSK									
Channel	Frequency (MHz)	ERP (dBm)	Limit (dBm)	Margin (dB)	SPA Reading (dBm)	S.G. Power (dBm)	TX Cable loss (dB)	TX Antenna Gain (dBi)	Polarization (H/V)
Lowest	1648	-64.14	-13	-51.14	-75.63	-65.9	0.98	4.89	H
	2472	-54.32	-13	-41.32	-71.31	-56.2	1.28	5.32	H
	3296	-58.69	-13	-45.69	-77.79	-62.1	1.54	7.10	H
									H
									H
									H
									H
	1648	-63.44	-13	-50.44	-75.57	-65.2	0.98	4.89	V
	2472	-56.02	-13	-43.02	-73.47	-57.9	1.28	5.32	V
	3296	-58.49	-13	-45.49	-77.89	-61.9	1.54	7.10	V
									V
									V
									V
									V
Middle	1658	-64.57	-13	-51.57	-76.36	-66.3	0.98	4.86	H
	2488	-59.57	-13	-46.57	-76.89	-61.5	1.29	5.36	H
	3316	-58.81	-13	-45.81	-77.85	-62.3	1.55	7.19	H
									H
									H
									H
									H
	1658	-63.87	-13	-50.87	-76.34	-65.6	0.98	4.86	V
	2488	-59.77	-13	-46.77	-77.21	-61.7	1.29	5.36	V
	3316	-58.21	-13	-45.21	-77.79	-61.7	1.55	7.19	V
									V
									V
									V
									V

LTE Band 26 / 15MHz / QPSK									
Channel	Frequency (MHz)	ERP (dBm)	Limit (dBm)	Margin (dB)	SPA Reading (dBm)	S.G. Power (dBm)	TX Cable loss (dB)	TX Antenna Gain (dBi)	Polarization (H/V)
Highest	1668	-63.91	-13	-50.91	-75.99	-65.6	0.99	4.83	H
	2502	-60.74	-13	-47.74	-77.69	-62.7	1.29	5.40	H
	3336	-58.72	-13	-45.72	-78.11	-62.3	1.55	7.28	H
									H
									H
									H
									H
	1668	-63.91	-13	-50.91	-76	-65.6	0.99	4.83	V
	2502	-58.94	-13	-45.94	-76.32	-60.9	1.29	5.40	V
	3336	-58.02	-13	-45.02	-77.55	-61.6	1.55	7.28	V
									V
									V
									V
									V

Remark: Spurious emissions within 30-1000MHz were found more than 20dB below limit line.

<Open mode>

LTE Band 26 (Part 90S)

LTE Band 26 / 5MHz / QPSK									
Channel	Frequency (MHz)	ERP (dBm)	Limit (dBm)	Margin (dB)	SPA Reading (dBm)	S.G. Power (dBm)	TX Cable loss (dB)	TX Antenna Gain (dBi)	Polarization (H/V)
Lowest	1624	-63.83	-13	-50.83	-75.61	-65.67	0.97	4.95	H
	2440	-59.37	-13	-46.37	-76.57	-61.17	1.27	5.22	H
	3256	-58.03	-13	-45.03	-77.23	-61.28	1.53	6.93	H
									H
									H
									H
									H
	1624	-63.41	-13	-50.41	-75.66	-65.25	0.97	4.95	V
	2440	-59.23	-13	-46.23	-76.87	-61.03	1.27	5.22	V
	3256	-57.33	-13	-44.33	-77.02	-60.58	1.53	6.93	V
									V
									V
									V
									V
Middle	1632	-63.21	-13	-50.21	-74.93	-65.02	0.97	4.93	H
	2448	-59.86	-13	-46.86	-76.96	-61.68	1.27	5.24	H
	3264	-57.93	-13	-44.93	-77.24	-61.21	1.53	6.96	H
									H
									H
									H
									H
	1632	-63.38	-13	-50.38	-75.53	-65.19	0.97	4.93	V
	2448	-59.22	-13	-46.22	-76.84	-61.04	1.27	5.24	V
	3264	-57.69	-13	-44.69	-77.26	-60.97	1.53	6.96	V
									V
									V
									V
									V

LTE Band 26 / 5MHz / QPSK									
Channel	Frequency (MHz)	ERP (dBm)	Limit (dBm)	Margin (dB)	SPA Reading (dBm)	S.G. Power (dBm)	TX Cable loss (dB)	TX Antenna Gain (dBi)	Polarization (H/V)
Highest	1640	-63.74	-13	-50.74	-75.58	-65.52	0.97	4.91	H
	2456	-59.49	-13	-46.49	-76.77	-61.33	1.28	5.27	H
	3272	-57.91	-13	-44.91	-77.24	-61.22	1.53	7.00	H
									H
									H
									H
									H
	1640	-62.91	-13	-49.91	-75.24	-64.69	0.97	4.91	V
	2456	-58.83	-13	-45.83	-76.63	-60.67	1.28	5.27	V
	3272	-57.72	-13	-44.72	-77.35	-61.03	1.53	7.00	V
									V
									V
									V
									V

Remark: Spurious emissions within 30-1000MHz were found more than 20dB below limit line.

LTE Band 26 / 10MHz / QPSK									
Channel	Frequency (MHz)	ERP (dBm)	Limit (dBm)	Margin (dB)	SPA Reading (dBm)	S.G. Power (dBm)	TX Cable loss (dB)	TX Antenna Gain (dBi)	Polarization (H/V)
Middle	1624	-63.69	-13	-50.69	-75.41	-65.53	0.97	4.95	H
	2440	-51.52	-13	-38.52	-68.72	-53.32	1.27	5.22	H
	3256	-57.53	-13	-44.53	-76.81	-60.78	1.53	6.93	H
									H
									H
									H
									H
	1624	-63.32	-13	-50.32	-75.51	-65.16	0.97	4.95	V
	2440	-57.21	-13	-44.21	-74.84	-59.01	1.27	5.22	V
	3256	-57.38	-13	-44.38	-77.01	-60.63	1.53	6.93	V
									V
									V
									V
									V

Remark: Spurious emissions within 30-1000MHz were found more than 20dB below limit line.

LTE Band 26 / 15MHz / QPSK									
Channel	Frequency (MHz)	ERP (dBm)	Limit (dBm)	Margin (dB)	SPA Reading (dBm)	S.G. Power (dBm)	TX Cable loss (dB)	TX Antenna Gain (dBi)	Polarization (H/V)
Lowest	1624	-63.78	-13	-50.78	-75.45	-65.62	0.97	4.95	H
	2448	-53.76	-13	-40.76	-70.95	-55.58	1.27	5.24	H
	3256	-57.53	-13	-44.53	-76.79	-60.78	1.53	6.93	H
									H
									H
									H
									H
	1624	-63.25	-13	-50.25	-75.49	-65.09	0.97	4.95	V
	2448	-57.81	-13	-44.81	-75.34	-59.63	1.27	5.24	V
	3256	-57.19	-13	-44.19	-76.83	-60.44	1.53	6.93	V
									V
									V
									V
									V

Remark: Spurious emissions within 30-1000MHz were found more than 20dB below limit line.

LTE Band 26 Cross Channel (Part 90S)

LTE Band 26 / 15MHz / QPSK									
Channel	Frequency (MHz)	ERP (dBm)	Limit (dBm)	Margin (dB)	SPA Reading (dBm)	S.G. Power (dBm)	TX Cable loss (dB)	TX Antenna Gain (dBi)	Polarization (H/V)
Middle	1632	-62.81	-13	-49.81	-74.47	-64.62	0.97	4.93	H
	2456	-55.35	-13	-42.35	-72.64	-57.19	1.28	5.27	H
	3272	-57.81	-13	-44.81	-77.18	-61.12	1.53	7.00	H
									H
									H
									H
									H
	1632	-62.87	-13	-49.87	-75.07	-64.68	0.97	4.93	V
	2456	-56.32	-13	-43.32	-73.99	-58.16	1.28	5.27	V
	3272	-57.46	-13	-44.46	-77.16	-60.77	1.53	7.00	V
									V
									V
									V
									V

Remark: Spurious emissions within 30-1000MHz were found more than 20dB below limit line.

<Open mode>

LTE Band 5B

LTE Band 5B / 10MHz + 10MHz/ QPSK									
Channel	Frequency (MHz)	ERP (dBm)	Limit (dBm)	Margin (dB)	SPA Reading (dBm)	S.G. Power (dBm)	TX Cable loss (dB)	TX Antenna Gain (dBi)	Polarization (H/V)
Lowest	1664	-64.59	-13	-51.59	-76.32	-66.3	0.98	4.84	H
	2504	-57.34	-13	-44.34	-74.41	-59.3	1.29	5.40	H
	3336	-58.82	-13	-45.82	-78.11	-62.4	1.55	7.28	H
									H
									H
									H
									H
	1664	-64.19	-13	-51.19	-76.42	-65.9	0.98	4.84	V
	2504	-57.44	-13	-44.44	-74.59	-59.4	1.29	5.40	V
	3336	-59.02	-13	-46.02	-78.37	-62.6	1.55	7.28	V
									V
									V
									V
									V
Middle	1672	-64.92	-13	-51.92	-76.48	-66.60	0.99	4.82	H
	2512	-57.33	-13	-44.33	-74.53	-59.3	1.29	5.41	H
	3344	-58.69	-13	-45.69	-77.81	-62.3	1.56	7.31	H
									H
									H
									H
									H
	1672	-64.52	-13	-51.52	-76.54	-66.2	0.99	4.82	V
	2512	-52.43	-13	-39.43	-69.73	-54.4	1.29	5.41	V
	3344	-59.09	-13	-46.09	-78.25	-62.7	1.56	7.31	V
									V
									V
									V
									V

LTE Band 5B / 10MHz + 10MHz/ QPSK									
Channel	Frequency (MHz)	ERP (dBm)	Limit (dBm)	Margin (dB)	SPA Reading (dBm)	S.G. Power (dBm)	TX Cable loss (dB)	TX Antenna Gain (dBi)	Polarization (H/V)
Highest	1678	-64.64	-13	-51.64	-76.4	-66.3	0.99	4.80	H
	2520	-60.83	-13	-47.83	-77.69	-62.8	1.30	5.42	H
	3356	-59.34	-13	-46.34	-78.5	-63	1.56	7.37	H
									H
									H
									H
									H
	1678	-64.24	-13	-51.24	-76.36	-65.9	0.99	4.80	V
	2520	-58.43	-13	-45.43	-75.5	-60.4	1.30	5.42	V
	3356	-59.14	-13	-46.14	-78.46	-62.8	1.56	7.37	V
									V
									V
									V
									V

Remark: Spurious emissions within 30-1000MHz were found more than 20dB below limit line.

<Open mode>

LTE Band 12

LTE Band 12 / 10MHz / QPSK									
Channel	Frequency (MHz)	ERP (dBm)	Limit (dBm)	Margin (dB)	SPA Reading (dBm)	S.G. Power (dBm)	TX Cable loss (dB)	TX Antenna Gain (dBi)	Polarization (H/V)
Lowest	1400	-63.18	-13	-50.18	-73.36	-64.84	0.87	4.68	H
	2096	-60.15	-13	-47.15	-75.60	-61.02	1.16	4.19	H
	2792	-58.26	-13	-45.26	-76.00	-60.36	1.38	5.63	H
									H
									H
									H
									H
	1400	-63.18	-13	-50.18	-73.83	-64.84	0.87	4.68	V
	2096	-60.03	-13	-47.03	-75.82	-60.90	1.16	4.19	V
	2792	-57.80	-13	-44.80	-76.32	-59.90	1.38	5.63	V
									V
									V
									V
									V
Middle	1404	-63.29	-13	-50.29	-73.47	-64.98	0.87	4.70	H
	2106	-59.99	-13	-46.99	-75.43	-60.89	1.17	4.22	H
	2808	-58.14	-13	-45.14	-75.87	-60.25	1.39	5.65	H
									H
									H
									H
									H
	1404	-62.53	-13	-49.53	-73.18	-64.22	0.87	4.70	V
	2106	-59.78	-13	-46.78	-75.56	-60.68	1.17	4.22	V
	2808	-57.35	-13	-44.35	-75.86	-59.46	1.39	5.65	V
									V
									V
									V
									V

LTE Band 12 / 10MHz / QPSK									
Channel	Frequency (MHz)	ERP (dBm)	Limit (dBm)	Margin (dB)	SPA Reading (dBm)	S.G. Power (dBm)	TX Cable loss (dB)	TX Antenna Gain (dBi)	Polarization (H/V)
Highest	1416	-64.08	-13	-51.08	-74.27	-65.83	0.87	4.78	H
	2120	-60.34	-13	-47.34	-75.85	-61.28	1.17	4.26	H
	2824	-59.09	-13	-46.09	-76.83	-61.21	1.39	5.66	H
									H
									H
									H
									H
	1416	-63.89	-13	-50.89	-74.55	-65.64	0.87	4.78	V
	2120	-60.04	-13	-47.04	-75.90	-60.98	1.17	4.26	V
	2824	-58.11	-13	-45.11	-76.65	-60.23	1.39	5.66	V
									V
									V
									V
									V

Remark: Spurious emissions within 30-1000MHz were found more than 20dB below limit line.

<Open mode>

LTE Band 13

LTE Band 13 / 5MHz / QPSK									
Channel	Frequency (MHz)	ERP (dBm)	Limit (dBm)	Margin (dB)	SPA Reading (dBm)	S.G. Power (dBm)	TX Cable loss (dB)	TX Antenna Gain (dBi)	Polarization (H/V)
Lowest	1554	-63.64	-13	-50.64	-74.54	-65.70	0.94	5.15	H
	2331	-58.39	-13	-45.39	-74.86	-59.90	1.24	4.89	H
	3108	-58.46	-13	-45.46	-76.58	-61.10	1.48	6.28	H
									H
									H
									H
									H
	1554	-63.14	-13.00	-50.14	-74.57	-65.20	0.94	5.15	V
	2331	-60.29	-13	-47.29	-76.11	-61.80	1.24	4.89	V
	3108	-58.06	-13	-45.06	-76.79	-60.70	1.48	6.28	V
									V
									V
									V
									V
Middle	1560	-63.56	-42.15	-21.41	-74.45	-65.60	0.94	5.13	H
	2339	-52.17	-13	-39.17	-68.79	-53.70	1.24	4.92	H
	3118	-58.62	-13	-45.62	-76.68	-61.30	1.48	6.32	H
									H
									H
									H
									H
	1560	-62.86	-42.15	-20.71	-74.15	-64.90	0.94	5.13	V
	2339	-58.97	-13	-45.97	-75.68	-60.50	1.24	4.92	V
	3118	-57.22	-13	-44.22	-76.20	-59.90	1.48	6.32	V
									V
									V
									V
									V

LTE Band 13 / 5MHz / QPSK									
Channel	Frequency (MHz)	ERP (dBm)	Limit (dBm)	Margin (dB)	SPA Reading (dBm)	S.G. Power (dBm)	TX Cable loss (dB)	TX Antenna Gain (dBi)	Polarization (H/V)
Highest	1564	-64.27	-42.15	-22.12	-74.79	-66.30	0.94	5.12	H
	2344	-57.16	-13	-44.16	-73.68	-58.70	1.24	4.93	H
	3128	-58.57	-13	-45.57	-76.94	-61.30	1.49	6.36	H
									H
									H
									H
									H
	1564	-63.67	-42.15	-21.52	-74.68	-65.70	0.94	5.12	V
	2344	-58.86	-13	-45.86	-75.59	-60.40	1.24	4.93	V
	3128	-57.77	-13	-44.77	-76.84	-60.50	1.49	6.36	V
									V
									V
									V
									V

Remark: Spurious emissions within 30-1000MHz were found more than 20dB below limit line.

LTE Band 13 / 10MHz / QPSK									
Channel	Frequency (MHz)	ERP (dBm)	Limit (dBm)	Margin (dB)	SPA Reading (dBm)	S.G. Power (dBm)	TX Cable loss (dB)	TX Antenna Gain (dBi)	Polarization (H/V)
Middle	1554	-64.14	-13	-51.14	-74.49	-66.2	0.94	5.15	H
	2336	-55.58	-13	-42.58	-71.85	-57.1	1.24	4.91	H
	3108	-58.86	-13	-45.86	-76.65	-61.5	1.48	6.28	H
									H
									H
									H
									H
	1554	-63.44	-13	-50.44	-74.57	-65.5	0.94	5.15	V
	2336	-59.28	-13	-46.28	-75.98	-60.8	1.24	4.91	V
	3108	-57.76	-13	-44.76	-76.78	-60.4	1.48	6.28	V
									V
									V
									V
									V

Remark: Spurious emissions within 30-1000MHz were found more than 20dB below limit line.

<Open mode>

LTE Band 14

LTE Band 14 / 5MHz / QPSK									
Channel	Frequency (MHz)	ERP (dBm)	Limit (dBm)	Margin (dB)	SPA Reading (dBm)	S.G. Power (dBm)	TX Cable loss (dB)	TX Antenna Gain (dBi)	Polarization (H/V)
Lowest	1576	-63.91	-42.15	-21.76	-75.1	-65.9	0.95	5.09	H
	2368	-56.30	-13	-43.30	-72.53	-57.9	1.25	5.00	H
	3152	-58.58	-13	-45.58	-76.94	-61.4	1.50	6.47	H
									H
									H
									H
									H
	1576	-63.71	-42.15	-21.56	-75.04	-65.7	0.95	5.09	V
	2368	-59.30	-13	-46.30	-76.27	-60.9	1.25	5.00	V
	3152	-58.08	-13	-45.08	-76.96	-60.9	1.50	6.47	V
									V
									V
									V
									V
Middle	1584	-64.73	-42.15	-22.58	-75.49	-66.7	0.95	5.06	H
	2376	-57.97	-13	-44.97	-74.55	-59.6	1.25	5.03	H
	3162	-58.64	-13	-45.64	-77.11	-61.5	1.50	6.51	H
									H
									H
									H
									H
	1584	-63.98	-42.15	-21.83	-75.32	-65.95	0.95	5.06	V
	2376	-56.82	-13	-43.82	-73.71	-58.45	1.25	5.03	V
	3162	-58.14	-13	-45.14	-77.02	-61	1.50	6.51	V
									V
									V
									V
									V

LTE Band 14 / 5MHz / QPSK									
Channel	Frequency (MHz)	ERP (dBm)	Limit (dBm)	Margin (dB)	SPA Reading (dBm)	S.G. Power (dBm)	TX Cable loss (dB)	TX Antenna Gain (dBi)	Polarization (H/V)
Highest	1586	-64.54	-42.15	-22.39	-75.41	-66.5	0.95	5.06	H
	2384	-59.85	-13	-46.85	-76.46	-61.5	1.25	5.05	H
	3172	-58.89	-13	-45.89	-77.44	-61.8	1.50	6.56	H
									H
									H
									H
									H
	1586	-63.94	-42.15	-21.79	-75.6	-65.9	0.95	5.06	V
	2384	-59.45	-13	-46.45	-76.36	-61.1	1.25	5.05	V
	3172	-58.54	-13	-45.54	-77.39	-61.45	1.50	6.56	V
									V
									V
									V
									V

Remark: Spurious emissions within 30-1000MHz were found more than 20dB below limit line.

LTE Band 14 / 10MHz / QPSK									
Channel	Frequency (MHz)	ERP (dBm)	Limit (dBm)	Margin (dB)	SPA Reading (dBm)	S.G. Power (dBm)	TX Cable loss (dB)	TX Antenna Gain (dBi)	Polarization (H/V)
Middle	1576	-63.61	-42.15	-21.46	-74.83	-65.6	0.95	5.09	H
	2364	-59.11	-13	-46.11	-75.64	-60.7	1.25	4.99	H
	3152	-58.68	-13	-45.68	-77.14	-61.5	1.50	6.47	H
									H
									H
									H
									H
	1576	-63.71	-42.15	-21.56	-75.02	-65.7	0.95	5.09	V
	2364	-59.01	-13	-46.01	-75.68	-60.6	1.25	4.99	V
	3152	-58.58	-13	-45.58	-77.2	-61.4	1.50	6.47	V
									V
									V
									V
									V

Remark: Spurious emissions within 30-1000MHz were found more than 20dB below limit line.

<Open mode>

LTE Band 71

LTE Band 71 / 20MHz / QPSK									
Channel	Frequency (MHz)	ERP (dBm)	Limit (dBm)	Margin (dB)	SPA Reading (dBm)	S.G. Power (dBm)	TX Cable loss (dB)	TX Antenna Gain (dBi)	Polarization (H/V)
Lowest	1326	-64.86	-13	-51.86	-74.28	-66.1	0.83	4.22	H
	1992	-59.26	-13	-46.26	-73.52	-59.9	1.13	3.92	H
	2652	-59.77	-13	-46.77	-76.64	-61.8	1.34	5.52	H
									H
									H
									H
									H
	1326	-65.06	-13	-52.06	-74.8	-66.3	0.83	4.22	V
	1992	-58.96	-13	-45.96	-73.52	-59.6	1.13	3.92	V
	2652	-59.87	-13	-46.87	-76.64	-61.9	1.34	5.52	V
									V
									V
									V
									V
Middle	1341	-63.98	-13	-50.98	-73.68	-65.3	0.84	4.31	H
	2016	-55.94	-13	-42.94	-70.9	-56.6	1.14	3.95	H
	2682	-59.45	-13	-46.45	-76.56	-61.5	1.35	5.55	H
									H
									H
									H
									H
	1341	-63.98	-13	-50.98	-73.75	-65.3	0.84	4.31	V
	2016	-58.24	-13	-45.24	-73.16	-58.9	1.14	3.95	V
	2682	-58.85	-13	-45.85	-76.72	-60.9	1.35	5.55	V
									V
									V
									V
									V

LTE Band 71 / 20MHz / QPSK									
Channel	Frequency (MHz)	ERP (dBm)	Limit (dBm)	Margin (dB)	SPA Reading (dBm)	S.G. Power (dBm)	TX Cable loss (dB)	TX Antenna Gain (dBi)	Polarization (H/V)
Highest	1356	-64.19	-13	-51.19	-74.03	-65.6	0.85	4.41	H
	2040	-57.38	-13	-44.38	-71.87	-58.1	1.15	4.02	H
	2712	-59.74	-13	-46.74	-76.94	-61.8	1.36	5.57	H
									H
									H
									H
									H
	1356	-64.09	-13	-51.09	-74.26	-65.5	0.85	4.41	V
	2040	-59.18	-13	-46.18	-74.17	-59.9	1.15	4.02	V
	2712	-59.24	-13	-46.24	-76.85	-61.3	1.36	5.57	V
									V
									V
									V
									V

Remark: Spurious emissions within 30-1000MHz were found more than 20dB below limit line.

———THE END———