FR1 n77 / 90MHz / CP OFDM / QPSK

Lowest Band Edge / Full RB

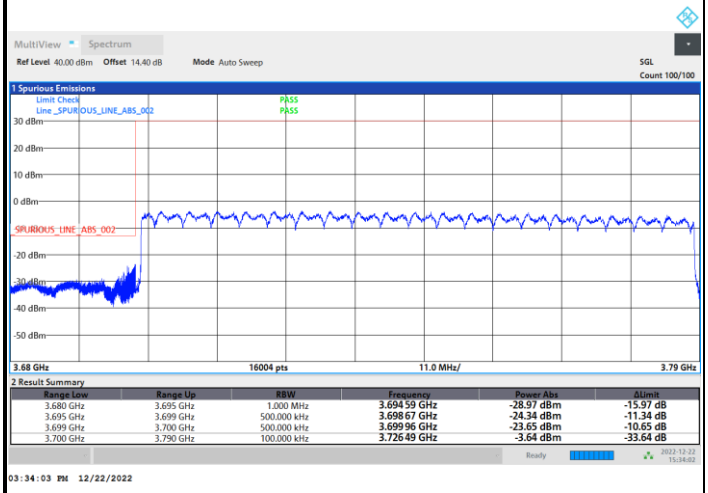

Highest Band Edge / Full RB

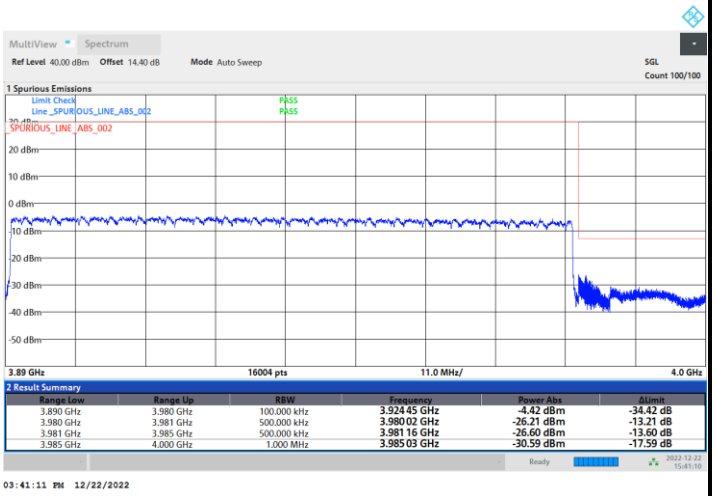

FR1 n77 / 90MHz / CP OFDM / 16QAM

Lowest Band Edge / Full RB

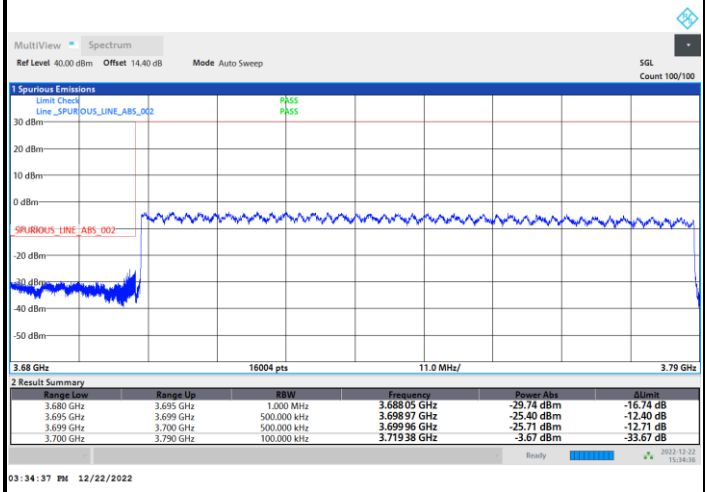

Highest Band Edge / Full RB

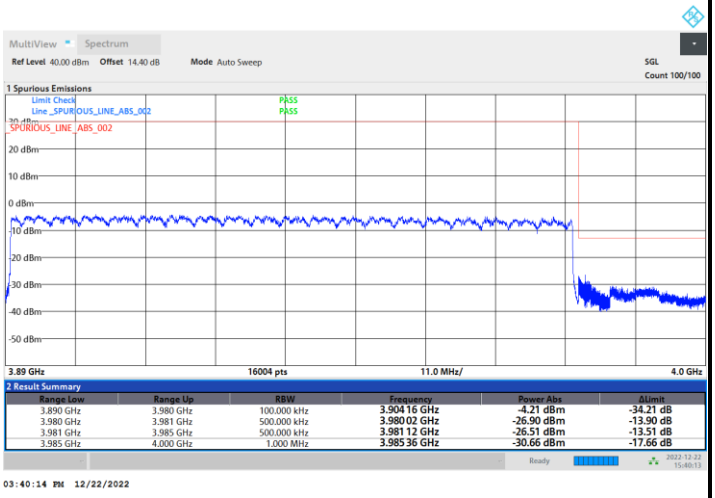

FR1 n77 / 90MHz / CP OFDM / 64QAM	
Lowest Band Edge / Full RB	**Highest Band Edge / Full RB**
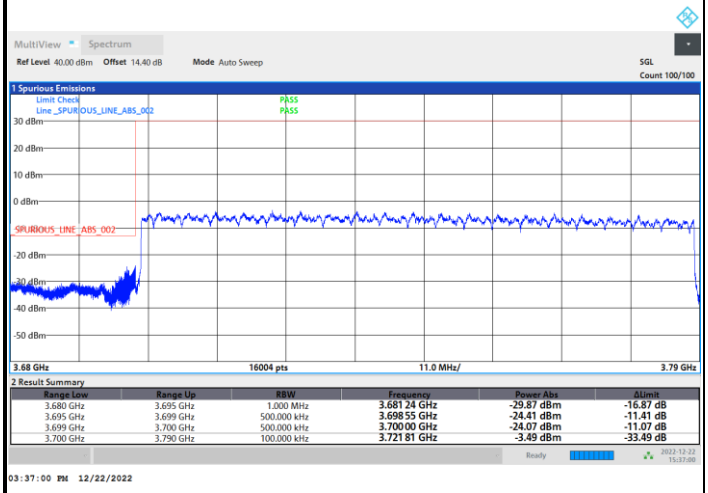	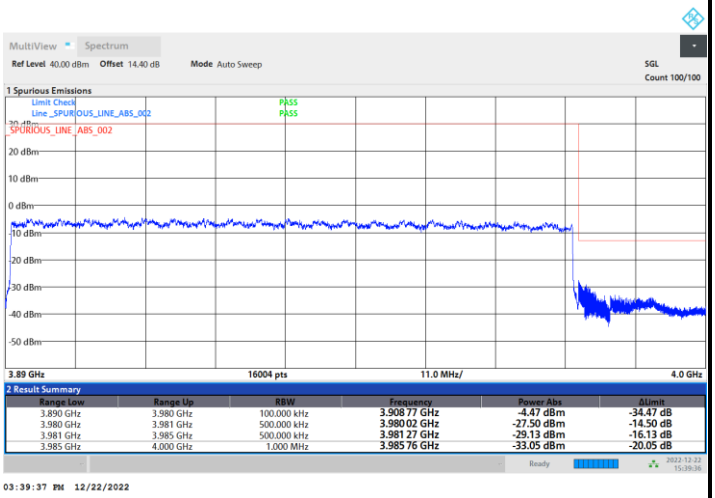

FR1 n77 / 90MHz / CP OFDM / 256QAM	
Lowest Band Edge / Full RB	**Highest Band Edge / Full RB**
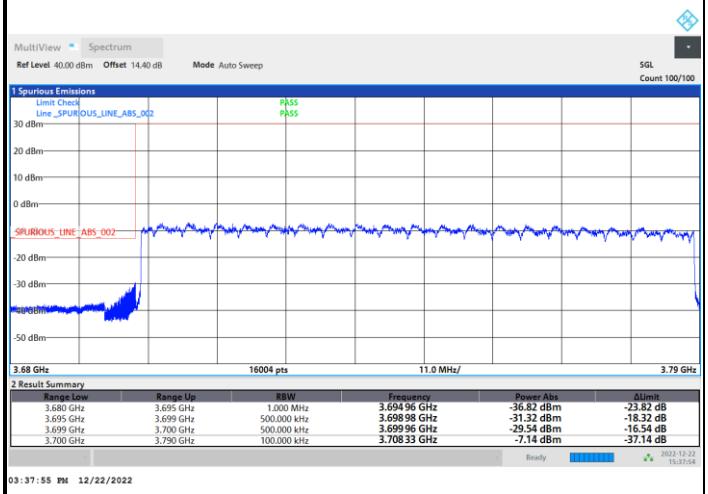	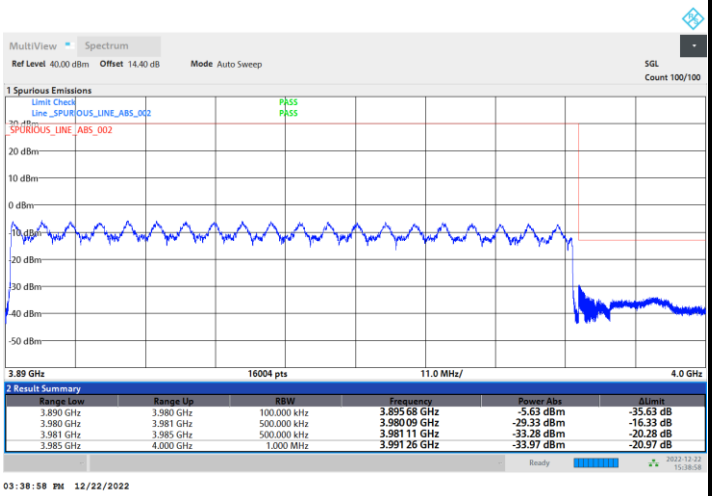

FR1 n77 / 100MHz / CP OFDM / QPSK

Lowest Band Edge / Full RB

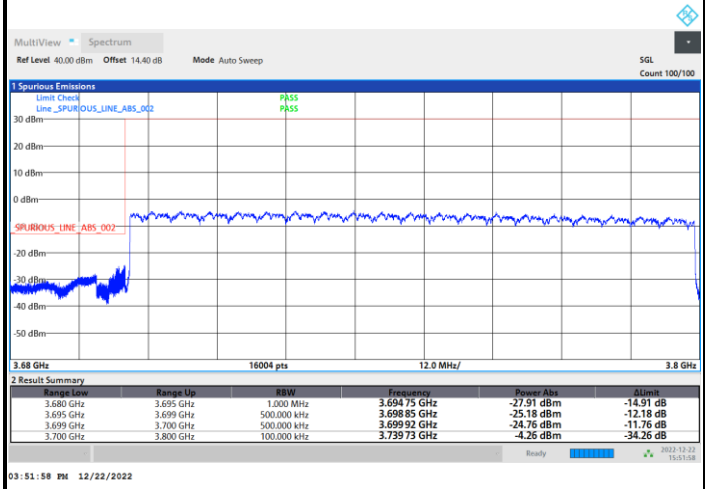

Highest Band Edge / Full RB

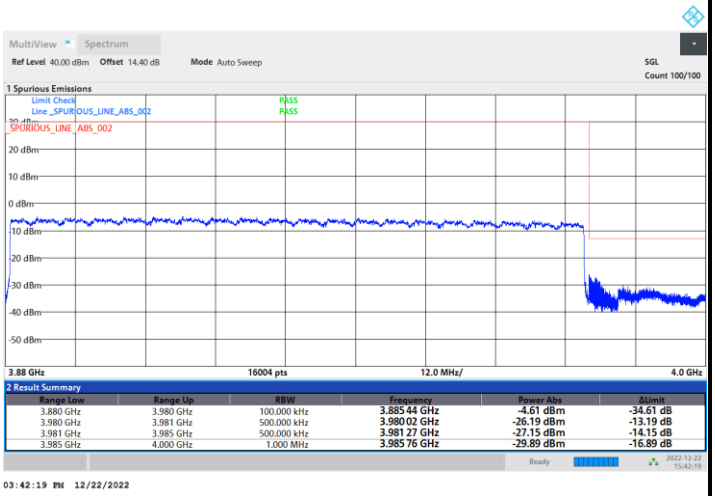

FR1 n77 / 100MHz / CP OFDM / 16QAM

Lowest Band Edge / Full RB

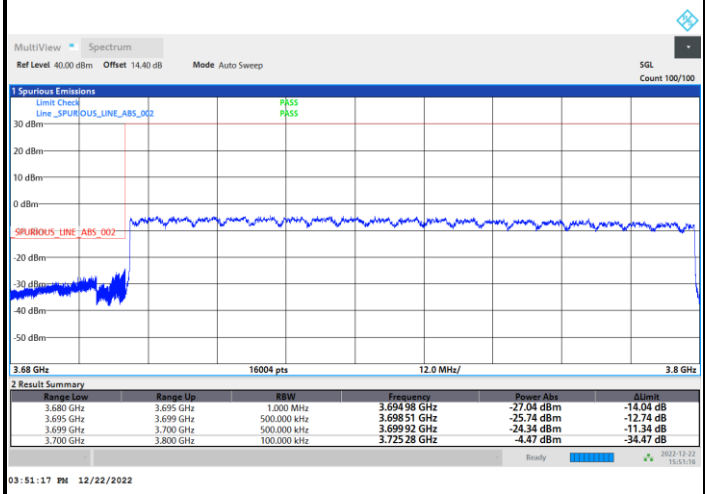

Highest Band Edge / Full RB

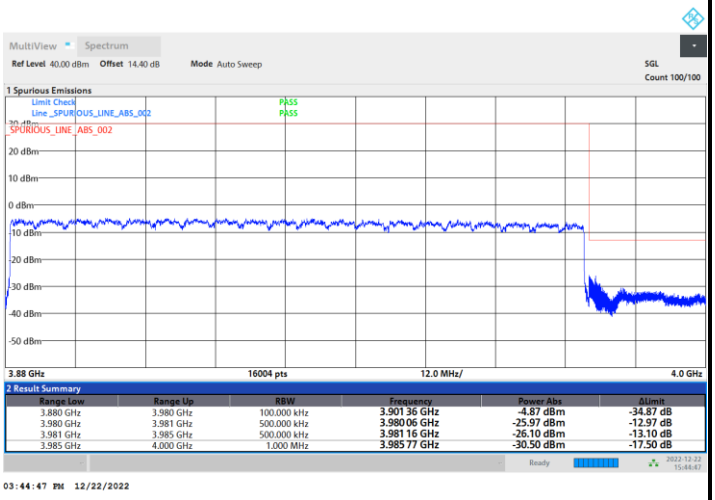

FR1 n77 / 100MHz / CP OFDM / 64QAM

Lowest Band Edge / Full RB

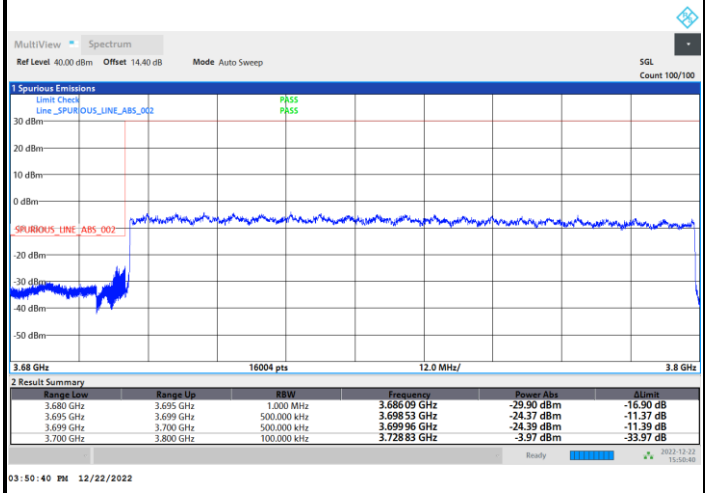

Highest Band Edge / Full RB

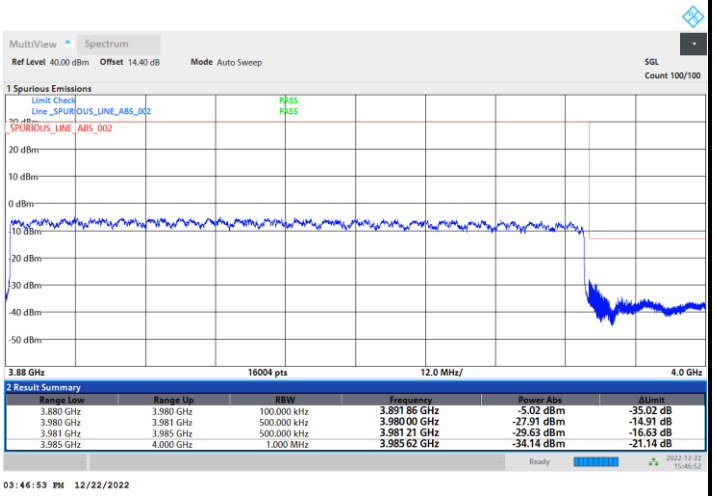

FR1 n77 / 100MHz / CP OFDM / 256QAM

Lowest Band Edge / Full RB

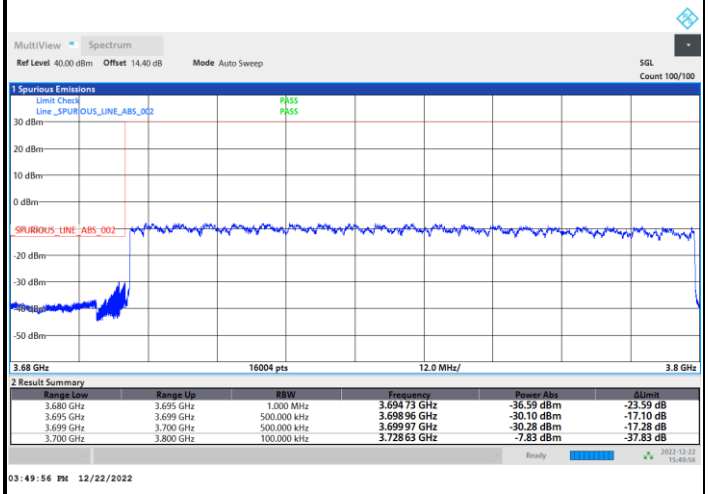

Highest Band Edge / Full RB

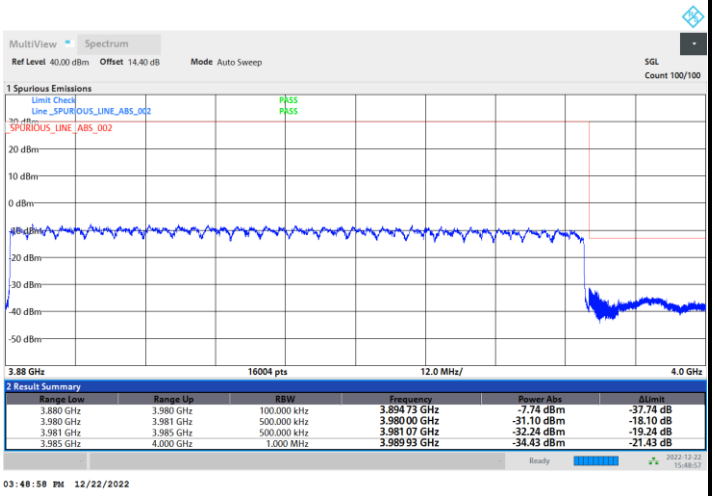

Conducted Spurious Emission

FR1 n77 / 10MHz / CP OFDM / QPSK / 1RB1

Lowest Channel

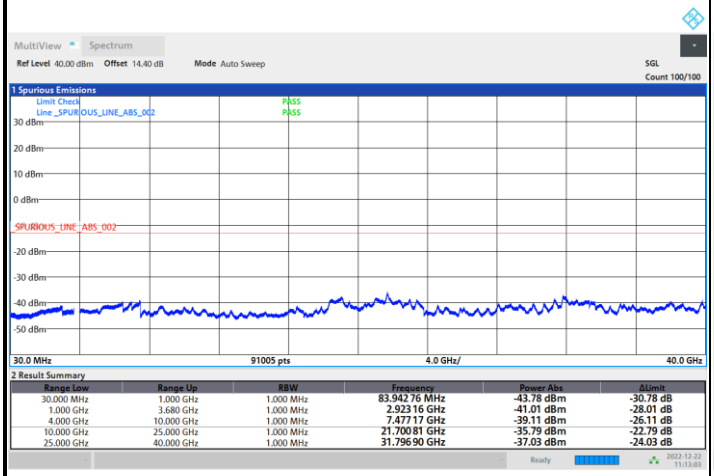

Middle Channel

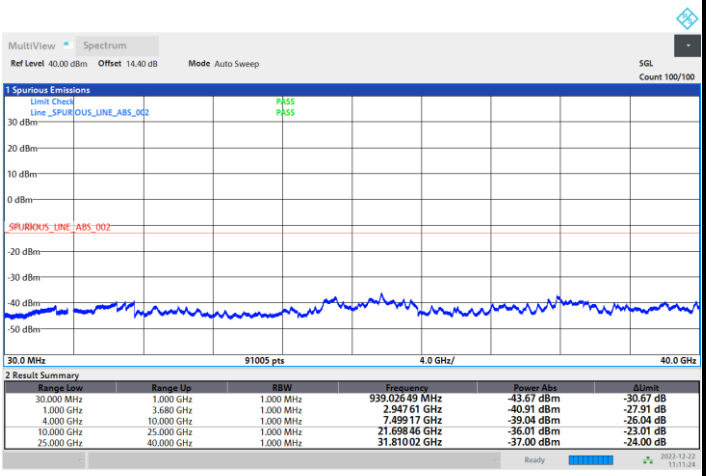

Highest Channel

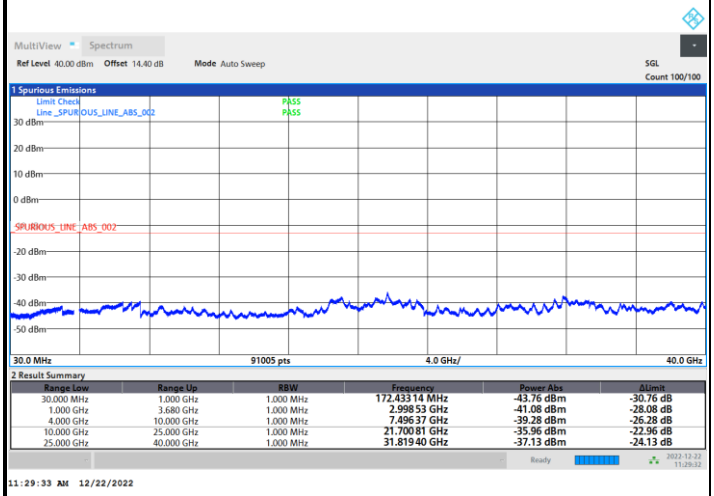

Frequency Stability

Test Conditions		FR1 n77 (QPSK) / Middle Channel	Limit
Temperature (°C)	Voltage (Volt)	BW 20MHz	Note 2.
		Deviation (ppm)	Result
50	Normal Voltage	0.0002	PASS
40	Normal Voltage	0.0030	
30	Normal Voltage	0.0015	
20(Ref.)	Normal Voltage	0.0000	
10	Normal Voltage	0.0021	
0	Normal Voltage	0.0001	
-10	Normal Voltage	0.0012	
-20	Normal Voltage	0.0036	
-30	Normal Voltage	0.0015	
20	Maximum Voltage	0.0009	
20	Normal Voltage	0.0000	
20	Battery End Point	0.0008	

Note:

1. Normal Voltage = 3.88 V.；Battery End Point (BEP) = 3.6 V.；Maximum Voltage = 4.4 V.
2. The frequency fundamental emissions stay within the authorized frequency block.

Appendix B. Test Results of Radiated Test

Remark: The SRS antenna has been verified RSE during the prelimilary scan and the result is not worse than the primary and ASDIV antenna, so only primary and ASDIV antenna is reported.

<Primary Antenna>
<Close Mode>
<Ant. 6>

5G NR n77 (HPUE)

5G NR n77 (HPUE) / 100MHz / PI/2 BPSK									
Channel	Frequency (MHz)	EIRP (dBm)	Limit (dBm)	Margin (dB)	SPA Reading (dBm)	S.G. Power (dBm)	TX Cable loss (dB)	TX Antenna Gain (dBi)	Polarization (H/V)
Lowest	7403	-42.22	-13	-29.22	-72.12	-49.52	1.94	11.39	H
	11104	-36.61	-13	-23.61	-72.74	-42.84	2.24	10.62	H
	14805	-30.01	-13	-17.01	-71.93	-38.05	2.58	12.77	H
	18506	-62.30	-13	-49.30	-73.58	-74.50	3.24	17.59	H
	22207	-60.76	-13	-47.76	-75.59	-73.95	3.52	18.86	H
	25908	-58.84	-13	-45.84	-76.8	-71.85	3.92	19.08	H
									H
	7403	-42.38	-13	-29.38	-72.38	-49.68	1.94	11.39	V
	11104	-36.98	-13	-23.98	-73.06	-43.21	2.24	10.62	V
	14805	-28.27	-13	-15.27	-71.3	-36.31	2.58	12.77	V
	18506	-62.18	-13	-49.18	-73.24	-74.38	3.24	17.59	V
	22207	-61.50	-13	-48.50	-75.93	-74.69	3.52	18.86	V
	25908	-58.51	-13	-45.51	-76.16	-71.52	3.92	19.08	V
									V

Middle	7583	-43.17	-13	-30.17	-72.69	-50.66	1.90	11.53	H
	11374	-36.18	-13	-23.18	-72.6	-42.63	2.35	10.95	H
	15165	-30.20	-13	-17.20	-71.46	-39.37	2.60	13.93	H
	18956	-63.48	-13	-50.48	-74.45	-75.22	3.26	17.14	H
	22747	-59.76	-13	-46.76	-75.44	-72.76	3.55	18.70	H
	26538	-58.59	-13	-45.59	-77.4	-71.16	3.93	18.65	H
									H
	7583	-42.66	-13	-29.66	-72.35	-50.15	1.90	11.53	V
	11374	-36.40	-13	-23.40	-72.89	-42.85	2.35	10.95	V
	15165	-28.75	-13	-15.75	-71.09	-37.92	2.60	13.93	V
	18956	-63.70	-13	-50.70	-74.44	-75.44	3.26	17.14	V
	22747	-60.03	-13	-47.03	-75.33	-73.03	3.55	18.70	V
	26538	-58.65	-13	-45.65	-77.08	-71.22	3.93	18.65	V
									V
Highest	7763	-37.98	-13	-24.98	-67.77	-45.63	1.88	11.68	H
	11643	-35.51	-13	-22.51	-72.66	-42.51	2.46	11.61	H
	15528	-31.10	-13	-18.10	-71.18	-41.73	2.70	15.48	H
	19406	-63.22	-13	-50.22	-74.93	-75.27	3.23	17.42	H
	23287	-59.71	-13	-46.71	-76.02	-72.58	3.63	18.66	H
	27168	-58.00	-13	-45.00	-77.84	-71.29	3.93	19.37	H
									H
	7763	-36.39	-13	-23.39	-66.45	-44.04	1.88	11.68	V
	11643	-35.69	-13	-22.69	-72.75	-42.69	2.46	11.61	V
	15528	-30.99	-13	-17.99	-71.34	-41.62	2.70	15.48	V
	19406	-63.34	-13	-50.34	-74.79	-75.39	3.23	17.42	V
	23287	-59.54	-13	-46.54	-75.52	-72.41	3.63	18.66	V
	27168	-58.24	-13	-45.24	-77.72	-71.53	3.93	19.37	V
									V

Remark: Spurious emissions within 30-1000MHz were found more than 20dB below limit line.

MIMO <Ant. 6+1>

5G NR n77

5G NR n77 MIMO / 100MHz / PI/2 BPSK									
Channel	Frequency (MHz)	EIRP (dBm)	Limit (dBm)	Margin (dB)	SPA Reading (dBm)	S.G. Power (dBm)	TX Cable loss (dB)	TX Antenna Gain (dBi)	Polarization (H/V)
Lowest	7403	-41.96	-13	-28.96	-71.87	-49.26	1.94	11.39	H
	11104	-36.70	-13	-23.70	-72.83	-42.93	2.24	10.62	H
	14805	-29.75	-13	-16.75	-71.66	-37.79	2.58	12.77	H
	18506	-62.84	-13	-49.84	-74.12	-75.04	3.24	17.59	H
	22207	-60.94	-13	-47.94	-75.77	-74.13	3.52	18.86	H
	25908	-59.41	-13	-46.41	-77.37	-72.42	3.92	19.08	H
									H
	7403	-41.88	-13	-28.88	-71.88	-49.18	1.94	11.39	V
	11104	-36.65	-13	-23.65	-72.73	-42.88	2.24	10.62	V
	14805	-28.13	-13	-15.13	-71.16	-36.17	2.58	12.77	V
	18506	-62.76	-13	-49.76	-73.82	-74.96	3.24	17.59	V
	22207	-60.20	-13	-47.20	-74.63	-73.39	3.52	18.86	V
	25908	-58.99	-13	-45.99	-76.64	-72.00	3.92	19.08	V
									V
Middle	7583	-42.98	-13	-29.98	-72.5	-50.47	1.90	11.53	H
	11374	-35.86	-13	-22.86	-72.28	-42.31	2.35	10.95	H
	15165	-30.33	-13	-17.33	-71.59	-39.50	2.60	13.93	H
	18956	-64.13	-13	-51.13	-75.1	-75.87	3.26	17.14	H
	22747	-60.59	-13	-47.59	-76.27	-73.59	3.55	18.70	H
	26538	-58.40	-13	-45.40	-77.21	-70.97	3.93	18.65	H
									H
	7583	-42.50	-13	-29.50	-72.19	-49.99	1.90	11.53	V
	11374	-36.07	-13	-23.07	-72.56	-42.52	2.35	10.95	V
	15165	-29.35	-13	-16.35	-71.69	-38.52	2.60	13.93	V
	18956	-63.99	-13	-50.99	-74.73	-75.73	3.26	17.14	V
	22747	-60.70	-13	-47.70	-76	-73.70	3.55	18.70	V
	26538	-58.59	-13	-45.59	-77.02	-71.16	3.93	18.65	V
									V

Highest	7763	-42.06	-13	-29.06	-71.85	-49.71	1.88	11.68	H
	11643	-35.17	-13	-22.17	-72.31	-42.17	2.46	11.61	H
	15528	-31.03	-13	-18.03	-71.1	-41.66	2.70	15.48	H
	19406	-63.53	-13	-50.53	-75.24	-75.58	3.23	17.42	H
	23287	-59.40	-13	-46.40	-75.71	-72.27	3.63	18.66	H
	27168	-57.67	-13	-44.67	-77.51	-70.96	3.93	19.37	H
									H
	7763	-41.64	-13	-28.64	-71.7	-49.29	1.88	11.68	V
	11643	-35.14	-13	-22.14	-72.2	-42.14	2.46	11.61	V
	15528	-30.57	-13	-17.57	-70.91	-41.20	2.70	15.48	V
	19406	-63.90	-13	-50.90	-75.35	-75.95	3.23	17.42	V
	23287	-60.31	-13	-47.31	-76.29	-73.18	3.63	18.66	V
	27168	-57.83	-13	-44.83	-77.31	-71.12	3.93	19.37	V
									V

Remark: Spurious emissions within 30-1000MHz were found more than 20dB below limit line.

<Ant. 2 + Ant. 6>

EN-DC 66A-n77A

EN-DC 66A-n77A / 100MHz / PI/2 BPSK									
Channel	Frequency (MHz)	EIRP (dBm)	Limit (dBm)	Margin (dB)	SPA Reading (dBm)	S.G. Power (dBm)	TX Cable loss (dB)	TX Antenna Gain (dBi)	Polarization (H/V)
Lowest	7402	-41.62	-13	-28.62	-71.52	-48.93	1.94	11.40	H
	11103	-36.79	-13	-23.79	-72.92	-43.02	2.24	10.62	H
	14805	-29.56	-13	-16.56	-71.48	-37.60	2.58	12.77	H
	18506	-62.21	-13	-49.21	-73.49	-74.41	3.24	17.59	H
	22207	-61.02	-13	-48.02	-75.85	-74.21	3.52	18.86	H
	25909	-59.01	-13	-46.01	-76.96	-72.02	3.92	19.08	H
									H
	7402	-42.16	-13	-29.16	-72.16	-49.47	1.94	11.40	V
	11103	-36.36	-13	-23.36	-72.44	-42.59	2.24	10.62	V
	14805	-28.67	-13	-15.67	-71.7	-36.71	2.58	12.77	V
	18506	-62.91	-13	-49.91	-73.96	-75.11	3.24	17.59	V
	22207	-60.57	-13	-47.57	-75	-73.76	3.52	18.86	V
	25909	-59.31	-13	-46.31	-76.96	-72.32	3.92	19.08	V
									V
Middle	7582	-42.87	-13	-29.87	-72.39	-50.35	1.90	11.53	H
	11373	-36.03	-13	-23.03	-72.45	-42.48	2.35	10.95	H
	15165	-30.06	-13	-17.06	-71.32	-39.23	2.60	13.93	H
	18956	-63.36	-13	-50.36	-74.33	-75.10	3.26	17.14	H
	22747	-60.11	-13	-47.11	-75.79	-73.11	3.55	18.70	H
	26538	-58.51	-13	-45.51	-77.3	-71.08	3.93	18.65	H
									H
	7582	-42.52	-13	-29.52	-72.21	-50.00	1.90	11.53	V
	11373	-35.96	-13	-22.96	-72.45	-42.41	2.35	10.95	V
	15165	-28.95	-13	-15.95	-71.29	-38.12	2.60	13.93	V
	18956	-64.08	-13	-51.08	-74.82	-75.82	3.26	17.14	V
	22747	-60.62	-13	-47.62	-75.92	-73.62	3.55	18.70	V
	26538	-58.18	-13	-45.18	-76.61	-70.75	3.93	18.65	V
									V

Highest	7763	-42.20	-13	-29.20	-71.99	-49.85	1.88	11.68	H
	11644	-34.81	-13	-21.81	-71.96	-41.82	2.46	11.62	H
	15525	-30.59	-13	-17.59	-70.67	-41.21	2.70	15.47	H
	19406	-63.13	-13	-50.13	-74.84	-75.18	3.23	17.42	H
	23288	-59.71	-13	-46.71	-76.02	-72.58	3.63	18.66	H
	27169	-57.58	-13	-44.58	-77.42	-70.87	3.93	19.37	H
									H
	7763	-41.79	-13	-28.79	-71.85	-49.44	1.88	11.68	V
	11644	-34.68	-13	-21.68	-71.74	-41.69	2.46	11.62	V
	15525	-30.53	-13	-17.53	-70.88	-41.15	2.70	15.47	V
	19406	-63.99	-13	-50.99	-75.45	-76.04	3.23	17.42	V
	23287	-58.79	-13	-45.79	-74.77	-71.66	3.63	18.66	V
	27168	-58.13	-13	-45.13	-77.61	-71.42	3.93	19.37	V
									V

Remark: Spurious emissions within 30-1000MHz were found more than 20dB below limit line.

<ASDIV Antenna>
<Close Mode>
<Ant. 2>

5G NR n77 (HPUE)

5G NR n77 (HPUE) / 100MHz / PI/2 BPSK									
Channel	Frequency (MHz)	EIRP (dBm)	Limit (dBm)	Margin (dB)	SPA Reading (dBm)	S.G. Power (dBm)	TX Cable loss (dB)	TX Antenna Gain (dBi)	Polarization (H/V)
Lowest	7403	-35.11	-13	-22.11	-65.01	-42.41	1.94	11.39	H
	11104	-36.25	-13	-23.25	-72.38	-42.48	2.24	10.62	H
	14805	-29.18	-13	-16.18	-71.1	-37.22	2.58	12.77	H
	18506	-62.58	-13	-49.58	-73.86	-74.78	3.24	17.59	H
	22207	-60.56	-13	-47.56	-75.39	-73.75	3.52	18.86	H
	25908	-59.10	-13	-46.10	-77.06	-72.11	3.92	19.08	H
									H
	7403	-36.65	-13	-23.65	-66.65	-43.95	1.94	11.39	V
	11104	-35.93	-13	-22.93	-72.01	-42.16	2.24	10.62	V
	14805	-28.30	-13	-15.30	-71.33	-36.34	2.58	12.77	V
	18506	-62.59	-13	-49.59	-73.65	-74.79	3.24	17.59	V
	22207	-61.12	-13	-48.12	-75.55	-74.31	3.52	18.86	V
	25908	-59.16	-13	-46.16	-76.81	-72.17	3.92	19.08	V
									V

Middle	7583	-28.39	-13	-15.39	-57.91	-35.88	1.90	11.53	H
	11374	-33.97	-13	-20.97	-70.39	-40.42	2.35	10.95	H
	15165	-29.88	-13	-16.88	-71.14	-39.05	2.60	13.93	H
	18956	-63.61	-13	-50.61	-74.58	-75.35	3.26	17.14	H
	22747	-59.74	-13	-46.74	-75.42	-72.74	3.55	18.70	H
	26538	-57.75	-13	-44.75	-76.56	-70.32	3.93	18.65	H
									H
	7583	-33.03	-13	-20.03	-62.72	-40.52	1.90	11.53	V
	11374	-32.64	-13	-19.64	-69.13	-39.09	2.35	10.95	V
	15165	-28.86	-13	-15.86	-71.2	-38.03	2.60	13.93	V
	18956	-63.76	-13	-50.76	-74.5	-75.50	3.26	17.14	V
	22747	-59.55	-13	-46.55	-74.85	-72.55	3.55	18.70	V
	26538	-58.68	-13	-45.68	-77.11	-71.25	3.93	18.65	V
									V
Highest	7763	-26.34	-13	-13.34	-56.13	-33.99	1.88	11.68	H
	11643	-33.38	-13	-20.38	-70.53	-40.38	2.46	11.61	H
	15522	-30.80	-13	-17.80	-70.88	-41.42	2.70	15.46	H
	19406	-47.94	-13	-34.94	-59.66	-59.99	3.23	17.42	H
	23287	-51.49	-13	-38.49	-67.8	-64.36	3.63	18.66	H
	27168	-52.61	-13	-39.61	-72.45	-65.90	3.93	19.37	H
	31050	-54.15	-13	-41.15	-75.7	-67.39	4.41	19.80	H
	7763	-29.27	-13	-16.27	-59.33	-36.92	1.88	11.68	V
	11643	-33.54	-13	-20.54	-70.6	-40.54	2.46	11.61	V
	15522	-30.54	-13	-17.54	-70.89	-41.16	2.70	15.46	V
	19406	-49.83	-13	-36.83	-61.29	-61.88	3.23	17.42	V
	23287	-51.66	-13	-38.66	-67.64	-64.53	3.63	18.66	V
	27168	-54.23	-13	-41.23	-73.71	-67.52	3.93	19.37	V
	31050	-51.37	-13	-38.37	-72.38	-64.61	4.41	19.80	V

Remark: Spurious emissions within 30-1000MHz were found more than 20dB below limit line.

MIMO <Ant. 2+5>

5G NR n77

5G NR n77 MIMO / 100MHz / PI/2 BPSK									
Channel	Frequency (MHz)	EIRP (dBm)	Limit (dBm)	Margin (dB)	SPA Reading (dBm)	S.G. Power (dBm)	TX Cable loss (dB)	TX Antenna Gain (dBi)	Polarization (H/V)
Lowest	7403	-41.93	-13	-28.93	-71.83	-49.23	1.94	11.39	H
	11104	-37.29	-13	-24.29	-73.42	-43.52	2.24	10.62	H
	14805	-29.73	-13	-16.73	-71.65	-37.77	2.58	12.77	H
	18506	-61.82	-13	-48.82	-73.1	-74.02	3.24	17.59	H
	22207	-60.81	-13	-47.81	-75.64	-74.00	3.52	18.86	H
	25908	-59.18	-13	-46.18	-77.14	-72.19	3.92	19.08	H
									H
	7403	-42.13	-13	-29.13	-72.13	-49.43	1.94	11.39	V
	11104	-37.26	-13	-24.26	-73.34	-43.49	2.24	10.62	V
	14805	-28.81	-13	-15.81	-71.84	-36.85	2.58	12.77	V
	18506	-62.92	-13	-49.92	-73.98	-75.12	3.24	17.59	V
	22207	-61.65	-13	-48.65	-76.08	-74.84	3.52	18.86	V
	25908	-59.47	-13	-46.47	-77.12	-72.48	3.92	19.08	V
									V
Middle	7583	-42.33	-13	-29.33	-71.85	-49.82	1.90	11.53	H
	11374	-36.37	-13	-23.37	-72.79	-42.82	2.35	10.95	H
	15165	-30.40	-13	-17.40	-71.66	-39.57	2.60	13.93	H
	18956	-63.79	-13	-50.79	-74.76	-75.53	3.26	17.14	H
	22747	-60.38	-13	-47.38	-76.06	-73.38	3.55	18.70	H
	26538	-58.57	-13	-45.57	-77.38	-71.14	3.93	18.65	H
									H
	7583	-42.59	-13	-29.59	-72.28	-50.08	1.90	11.53	V
	11374	-36.28	-13	-23.28	-72.77	-42.73	2.35	10.95	V
	15165	-29.01	-13	-16.01	-71.35	-38.18	2.60	13.93	V
	18956	-63.41	-13	-50.41	-74.15	-75.15	3.26	17.14	V
	22747	-60.24	-13	-47.24	-75.54	-73.24	3.55	18.70	V
	26538	-58.58	-13	-45.58	-77.01	-71.15	3.93	18.65	V
									V

Highest	7763	-41.38	-13	-28.38	-71.17	-49.03	1.88	11.68	H
	11643	-33.96	-13	-20.96	-71.1	-40.96	2.46	11.61	H
	15528	-31.05	-13	-18.05	-71.12	-41.68	2.70	15.48	H
	19406	-63.30	-13	-50.30	-75.01	-75.35	3.23	17.42	H
	23287	-59.52	-13	-46.52	-75.83	-72.39	3.63	18.66	H
	27168	-57.63	-13	-44.63	-77.47	-70.92	3.93	19.37	H
									H
	7763	-40.87	-13	-27.87	-70.93	-48.52	1.88	11.68	V
	11643	-34.05	-13	-21.05	-71.11	-41.05	2.46	11.61	V
	15528	-30.26	-13	-17.26	-70.6	-40.89	2.70	15.48	V
	19406	-63.39	-13	-50.39	-74.84	-75.44	3.23	17.42	V
	23287	-58.10	-13	-45.10	-74.08	-70.97	3.63	18.66	V
	27168	-58.22	-13	-45.22	-77.7	-71.51	3.93	19.37	V
									V

Remark: Spurious emissions within 30-1000MHz were found more than 20dB below limit line.

<Open Mode>
<Ant. 0 + Ant. 2>

EN-DC 66A-n77A

EN-DC 66A-n77A / 100MHz / PI/2 BPSK									
Channel	Frequency (MHz)	EIRP (dBm)	Limit (dBm)	Margin (dB)	SPA Reading (dBm)	S.G. Power (dBm)	TX Cable loss (dB)	TX Antenna Gain (dBi)	Polarization (H/V)
Lowest	7402	-42.78	-13	-29.78	-72.69	-50.09	1.94	11.40	H
	11103	-37.51	-13	-24.51	-73.64	-43.74	2.24	10.62	H
	14805	-30.03	-13	-17.03	-71.94	-38.07	2.58	12.77	H
	18506	-62.39	-13	-49.39	-73.67	-74.59	3.24	17.59	H
	22207	-60.77	-13	-47.77	-75.6	-73.96	3.52	18.86	H
	25909	-58.13	-13	-45.13	-76.09	-71.14	3.92	19.08	H
									H
	7402	-42.59	-13	-29.59	-72.59	-49.90	1.94	11.40	V
	11103	-36.94	-13	-23.94	-73.02	-43.17	2.24	10.62	V
	14805	-29.08	-13	-16.08	-72.11	-37.12	2.58	12.77	V
	18506	-62.60	-13	-49.60	-73.66	-74.80	3.24	17.59	V
	22207	-60.28	-13	-47.28	-74.71	-73.47	3.52	18.86	V
	25909	-59.17	-13	-46.17	-76.82	-72.18	3.92	19.08	V
									V
Middle	7582	-43.27	-13	-30.27	-72.79	-50.75	1.90	11.53	H
	11373	-36.60	-13	-23.60	-73.02	-43.05	2.35	10.95	H
	15165	-30.62	-13	-17.62	-71.86	-39.79	2.60	13.93	H
	18956	-63.08	-13	-50.08	-74.05	-74.82	3.26	17.14	H
	22747	-59.87	-13	-46.87	-75.55	-72.87	3.55	18.70	H
	26538	-57.97	-13	-44.97	-76.78	-70.54	3.93	18.65	H
									H
	7582	-42.65	-13	-29.65	-72.34	-50.13	1.90	11.53	V
	11373	-36.57	-13	-23.57	-73.06	-43.02	2.35	10.95	V
	15165	-29.38	-13	-16.38	-71.7	-38.55	2.60	13.93	V
	18956	-63.22	-13	-50.22	-73.96	-74.96	3.26	17.14	V
	22747	-59.89	-13	-46.89	-75.16	-72.89	3.55	18.70	V
	26538	-57.97	-13	-44.97	-76.38	-70.54	3.93	18.65	V
									V

Highest	7763	-42.35	-13	-29.35	-72.14	-50.00	1.88	11.68	H
	11644	-35.72	-13	-22.72	-72.86	-42.73	2.46	11.62	H
	15525	-31.42	-13	-18.42	-71.49	-42.04	2.70	15.47	H
	19406	-62.98	-13	-49.98	-74.7	-75.03	3.23	17.42	H
	23288	-59.09	-13	-46.09	-75.4	-71.96	3.63	18.66	H
	27169	-57.53	-13	-44.53	-77.37	-70.82	3.93	19.37	H
									H
	7763	-42.48	-13	-29.48	-72.54	-50.13	1.88	11.68	V
	11644	-35.86	-13	-22.86	-72.92	-42.87	2.46	11.62	V
	15525	-31.57	-13	-18.57	-71.92	-42.19	2.70	15.47	V
	19406	-62.44	-13	-49.44	-73.89	-74.49	3.23	17.42	V
	23287	-59.89	-13	-46.89	-75.87	-72.76	3.63	18.66	V
	27168	-58.22	-13	-45.22	-77.7	-71.51	3.93	19.37	V
									V

Remark: Spurious emissions within 30-1000MHz were found more than 20dB below limit line.

———THE END———