FR1 n77 / 50MHz / CP OFDM / 64QAM

Lowest Band Edge / Full RB

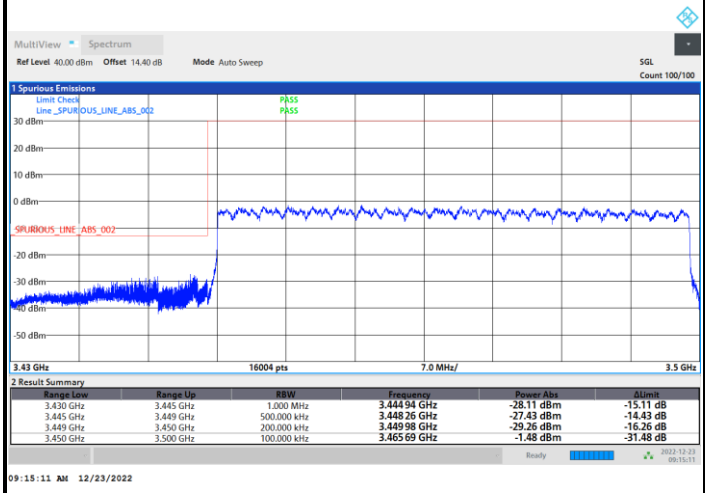

Highest Band Edge / Full RB

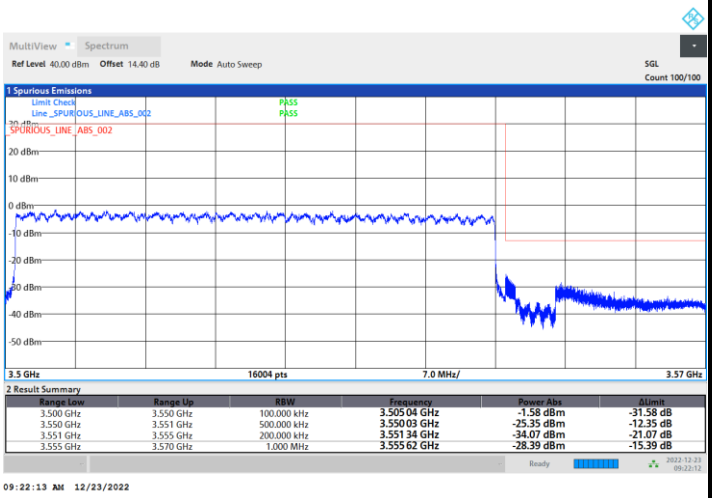

FR1 n77 / 50MHz / CP OFDM / 256QAM

Lowest Band Edge / Full RB

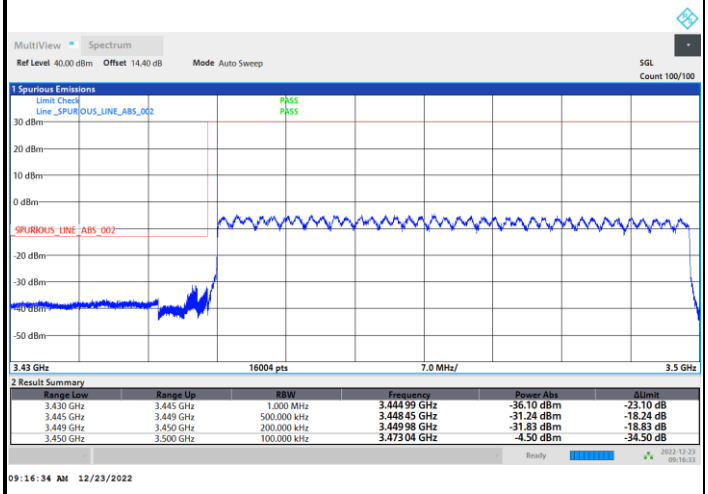

Highest Band Edge / Full RB

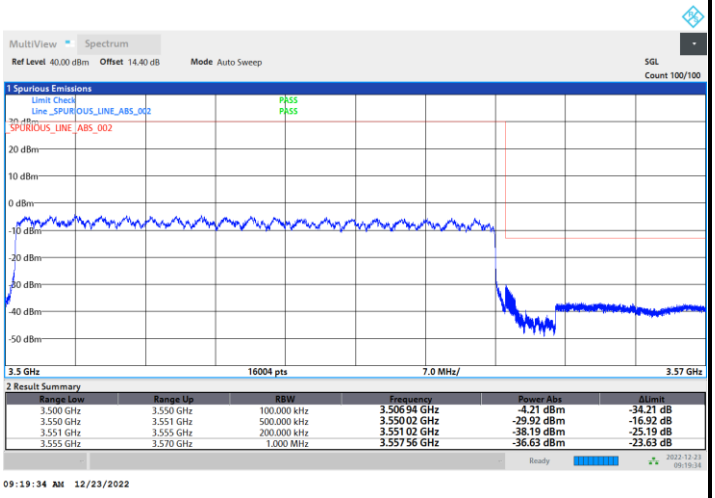

FR1 n77 / 60MHz / CP OFDM / QPSK

Lowest Band Edge / Full RB

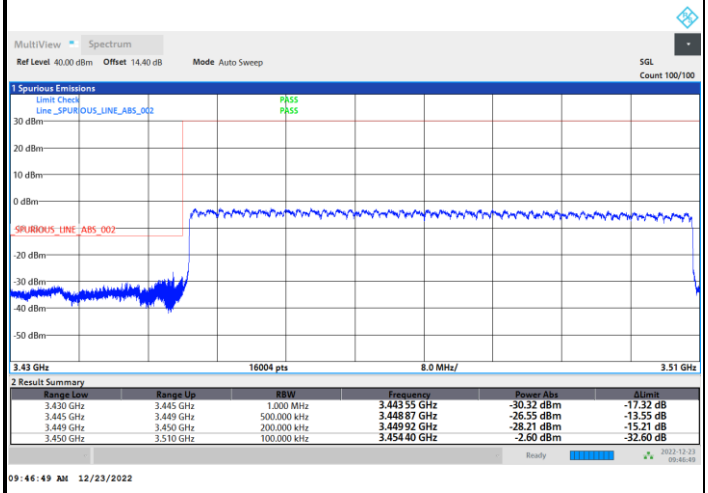

Highest Band Edge / Full RB

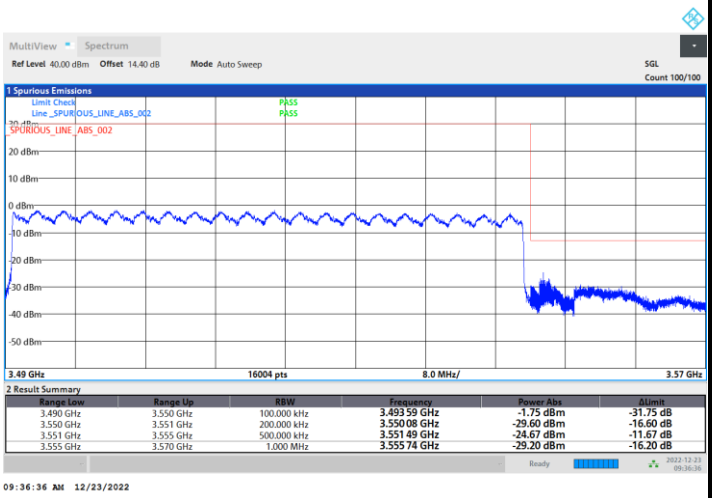

FR1 n77 / 60MHz / CP OFDM / 16QAM

Lowest Band Edge / Full RB

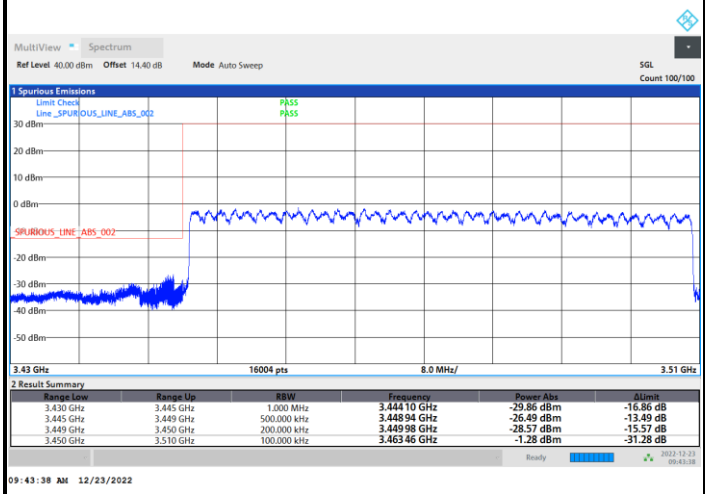

Highest Band Edge / Full RB

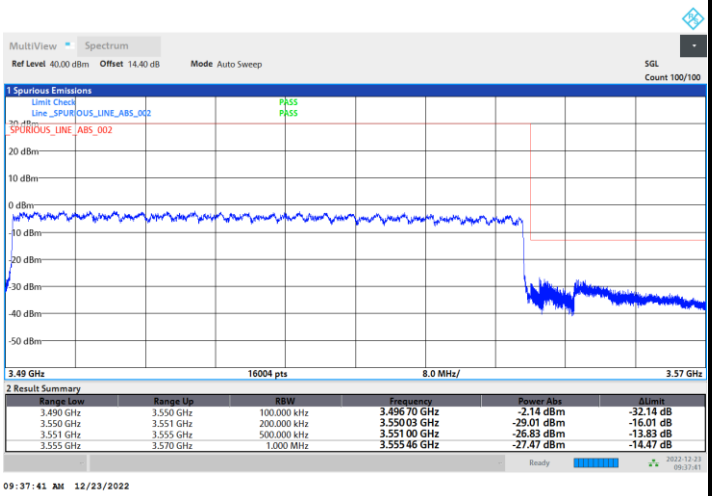

FR1 n77 / 60MHz / CP OFDM / 64QAM

Lowest Band Edge / Full RB

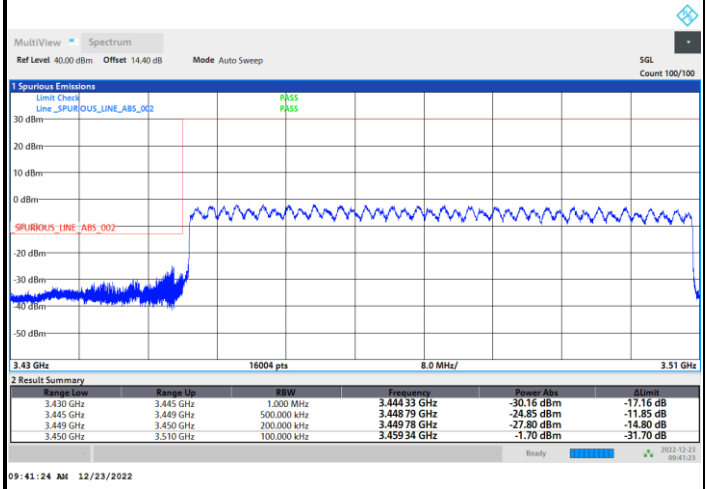

Highest Band Edge / Full RB

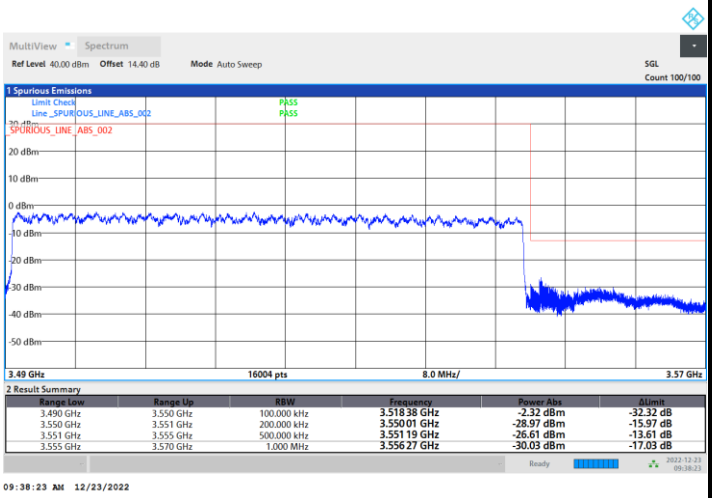

FR1 n77 / 60MHz / CP OFDM / 256QAM

Lowest Band Edge / Full RB

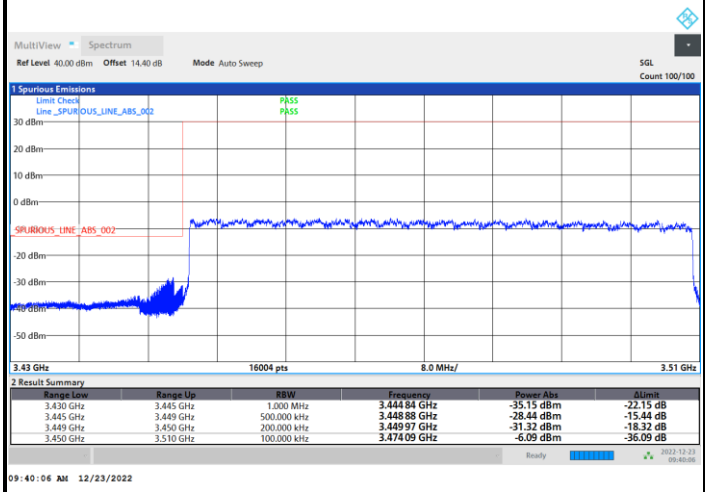

Highest Band Edge / Full RB

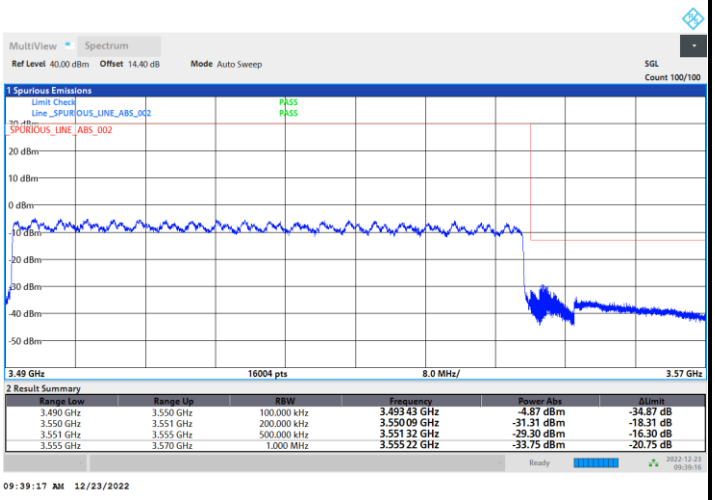

FR1 n77 / 70MHz / CP OFDM / QPSK

Lowest Band Edge / Full RB

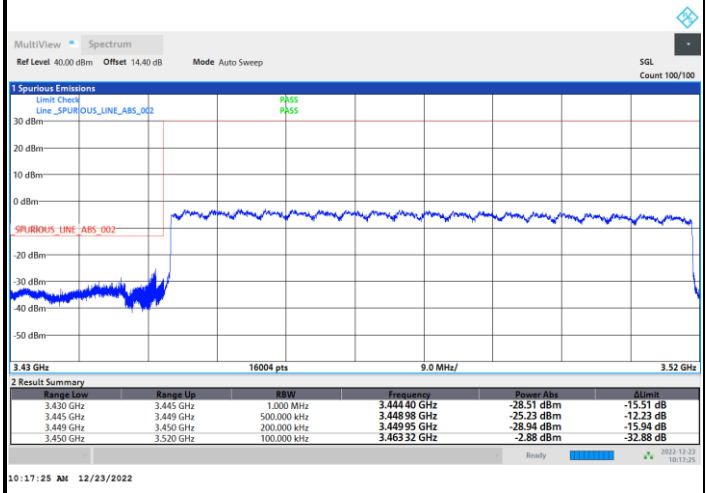

Highest Band Edge / Full RB

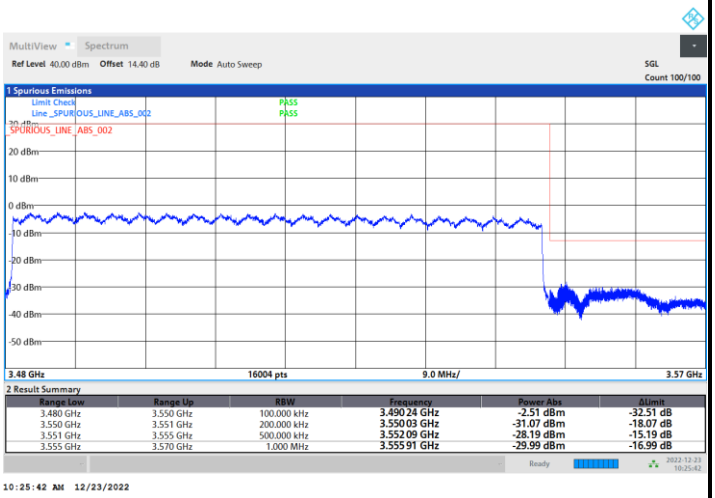

FR1 n77 / 70MHz / CP OFDM / 16QAM

Lowest Band Edge / Full RB

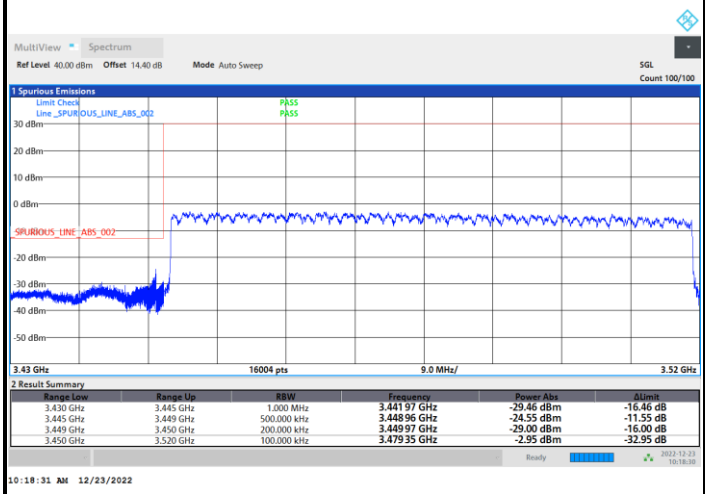

Highest Band Edge / Full RB

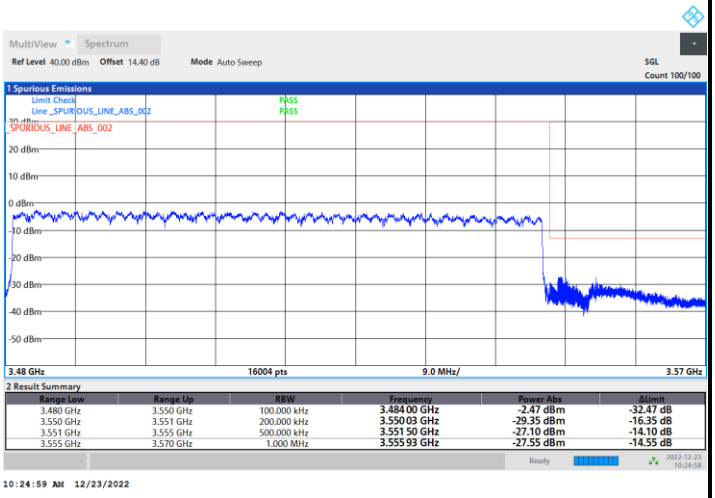

FR1 n77 / 70MHz / CP OFDM / 64QAM

Lowest Band Edge / Full RB

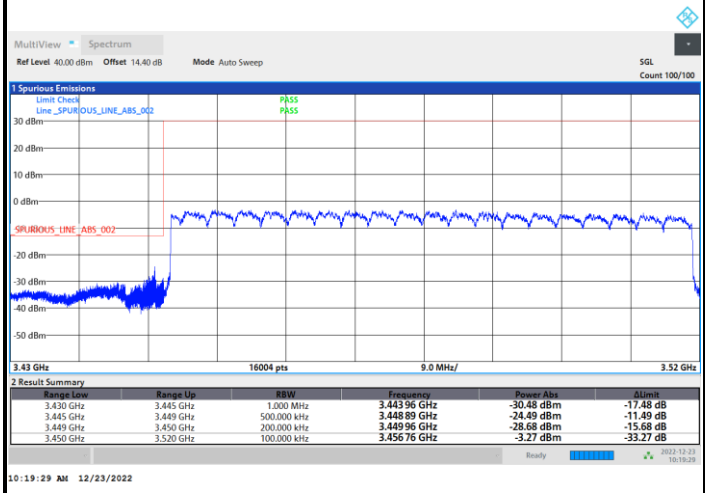

Highest Band Edge / Full RB

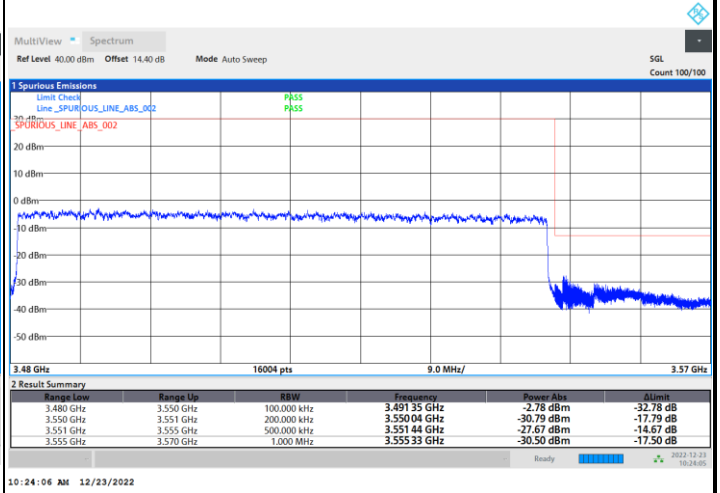

FR1 n77 / 70MHz / CP OFDM / 256QAM

Lowest Band Edge / Full RB

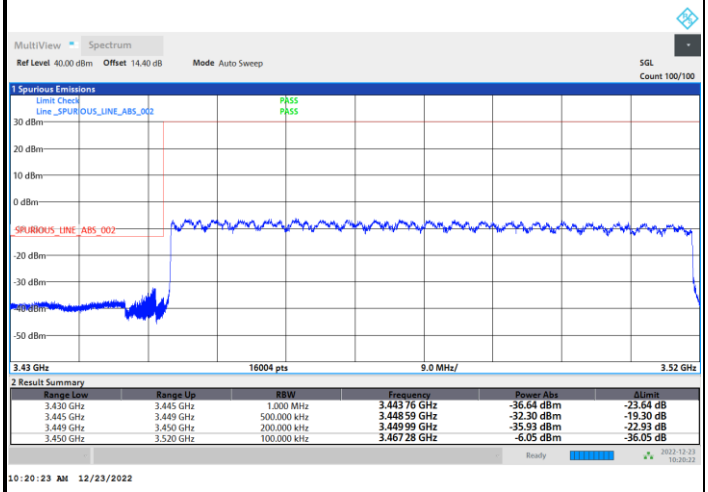

Highest Band Edge / Full RB

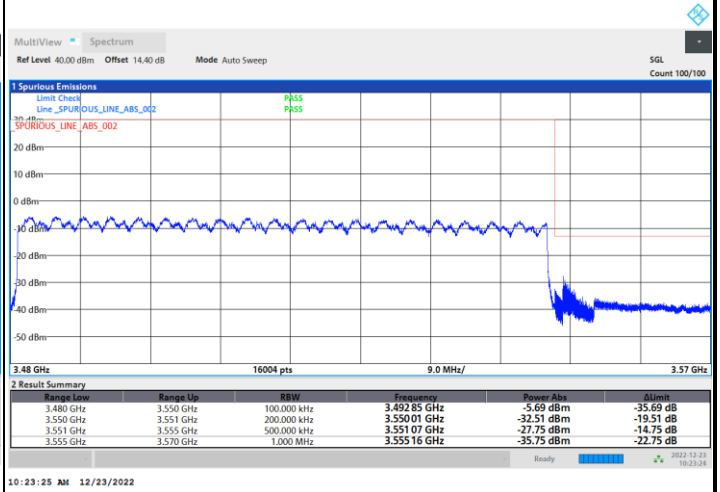

FR1 n77 / 80MHz / CP OFDM / QPSK

Lowest Band Edge / Full RB

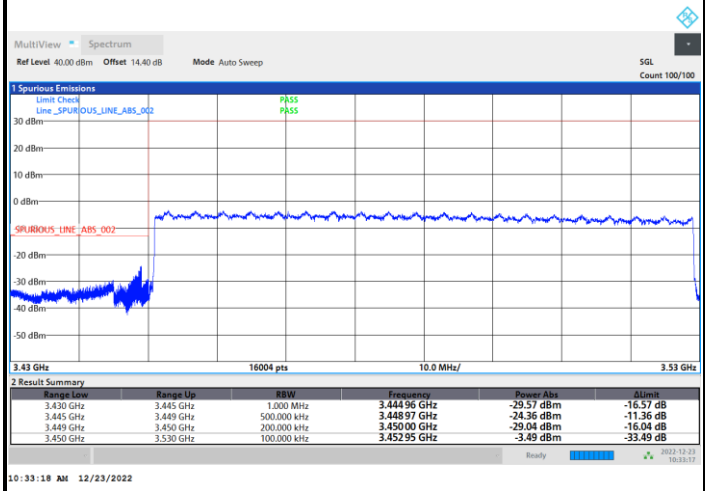

Highest Band Edge / Full RB

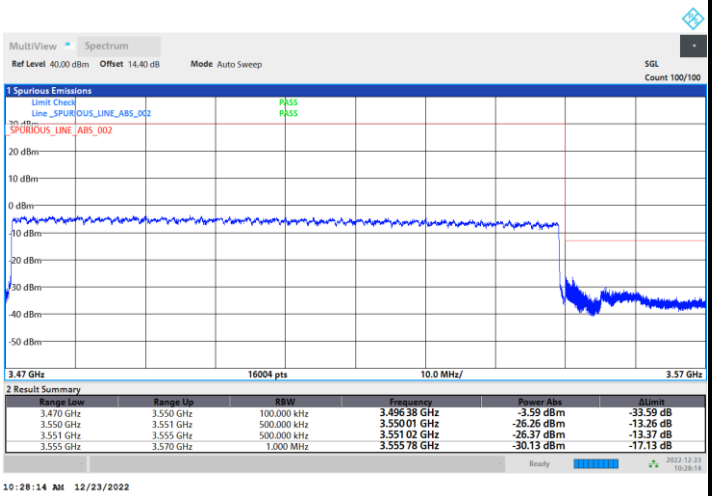

FR1 n77 / 80MHz / CP OFDM / 16QAM

Lowest Band Edge / Full RB

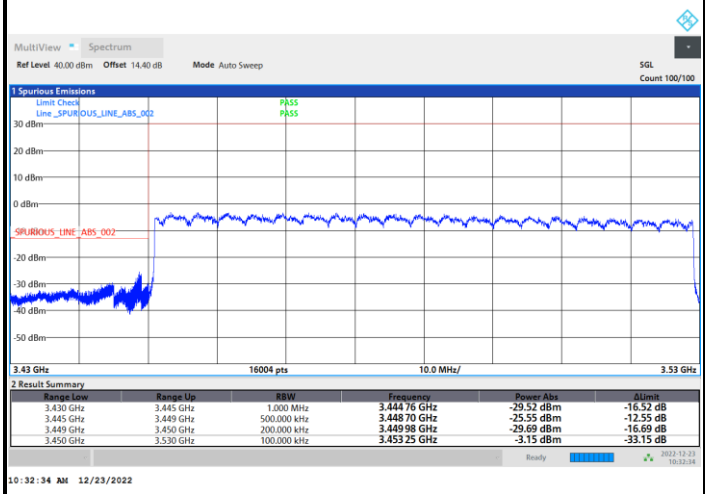

Highest Band Edge / Full RB

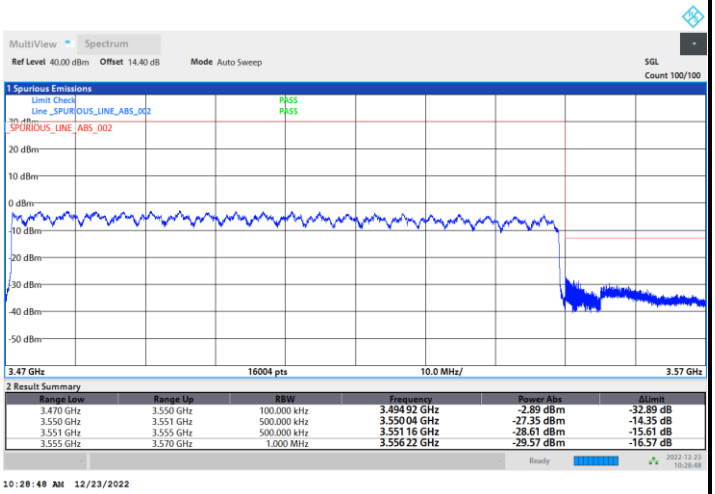

FR1 n77 / 80MHz / CP OFDM / 64QAM

Lowest Band Edge / Full RB

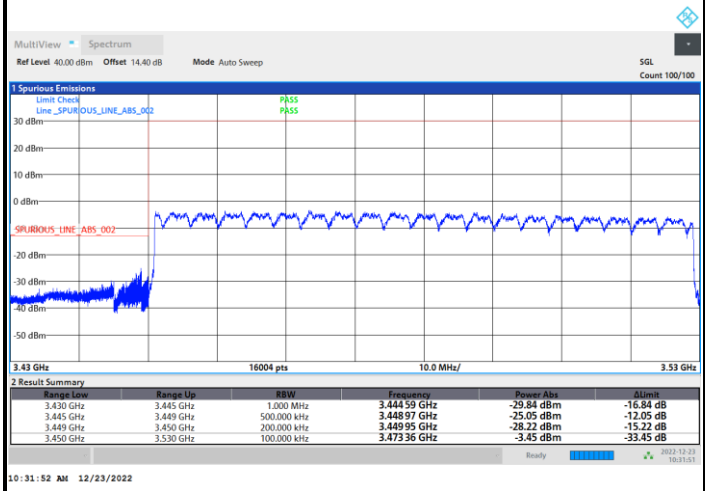

Highest Band Edge / Full RB

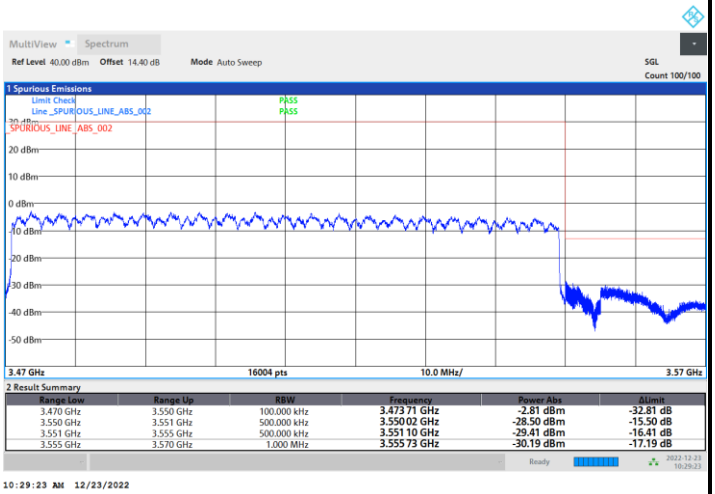

FR1 n77 / 80MHz / CP OFDM / 256QAM

Lowest Band Edge / Full RB

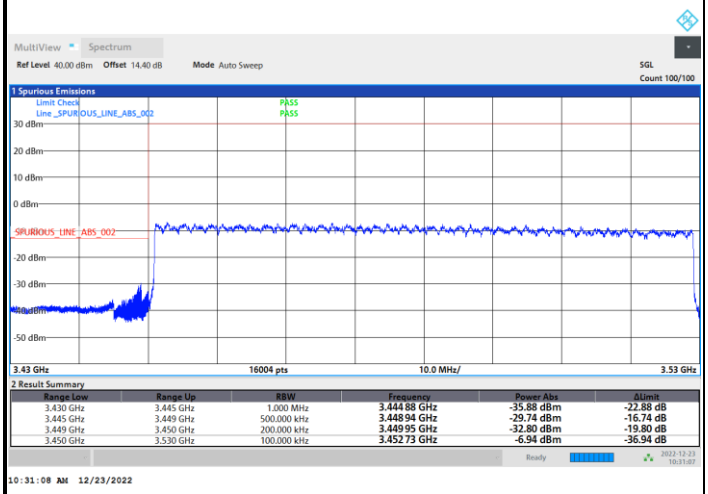

Highest Band Edge / Full RB

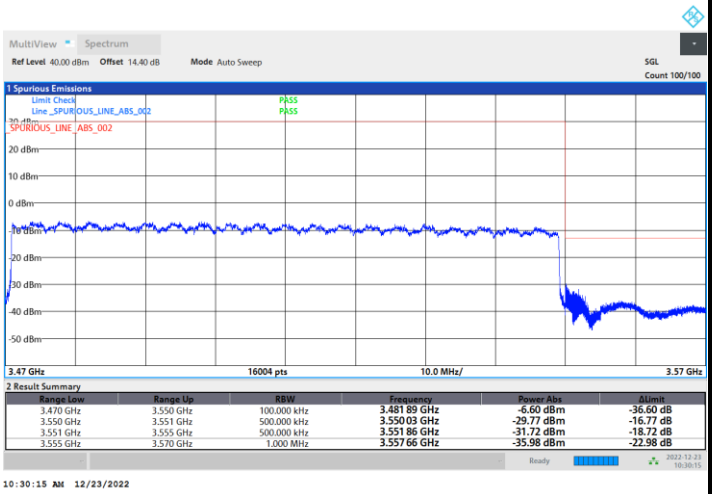

FR1 n77 / 90MHz / CP OFDM / QPSK

Lowest Band Edge / Full RB

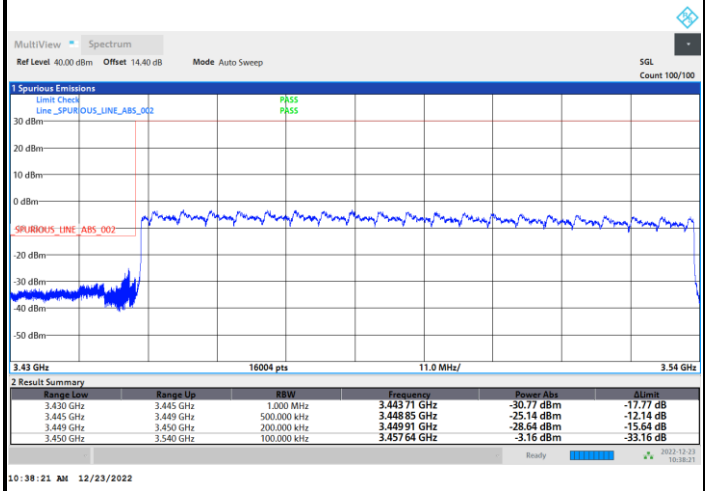

Highest Band Edge / Full RB

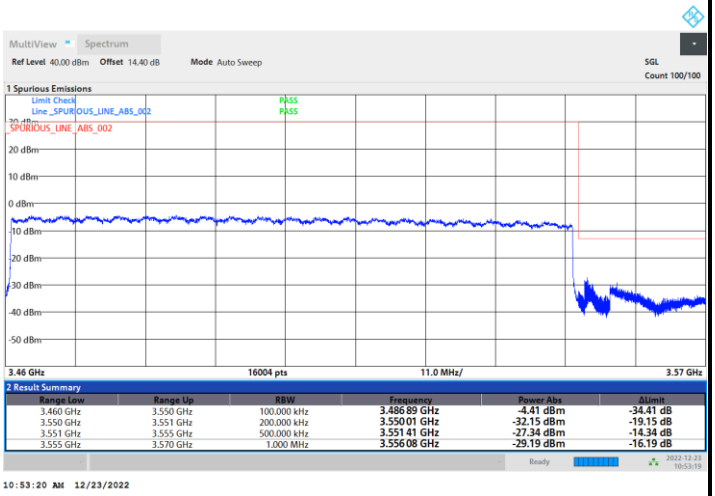

FR1 n77 / 90MHz / CP OFDM / 16QAM

Lowest Band Edge / Full RB

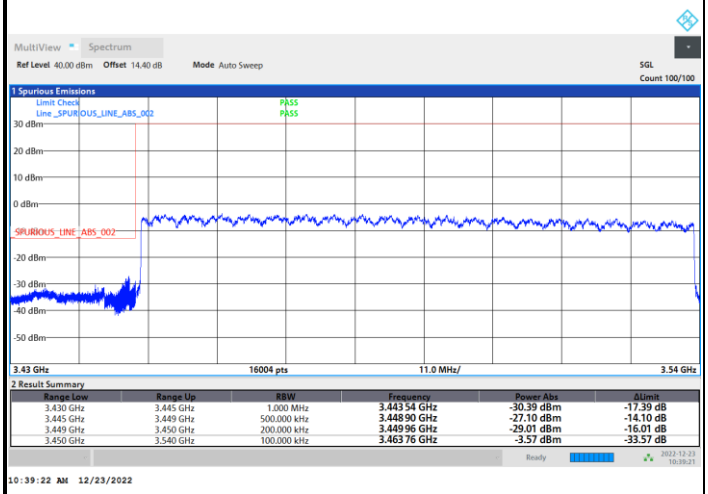

Highest Band Edge / Full RB

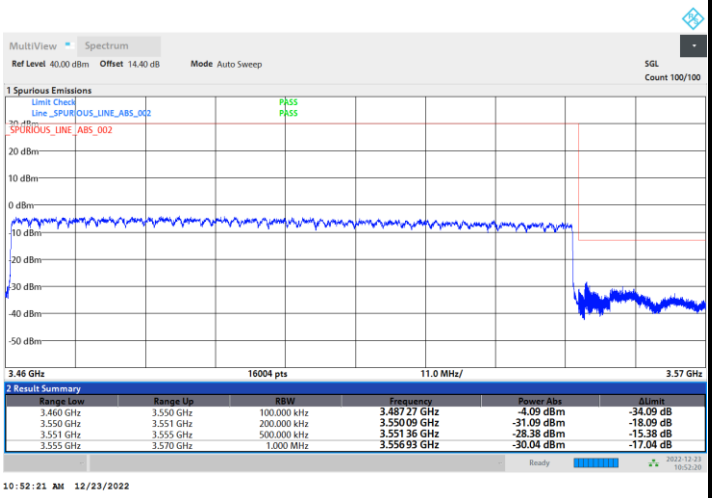

FR1 n77 / 90MHz / CP OFDM / 64QAM	
Lowest Band Edge / Full RB	**Highest Band Edge / Full RB**
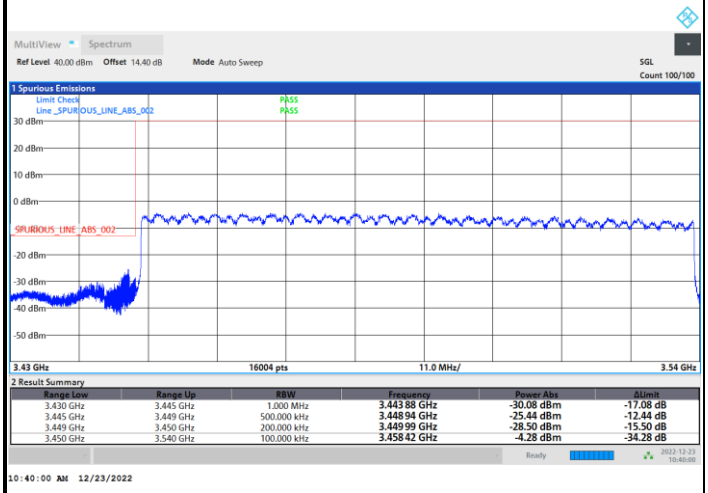	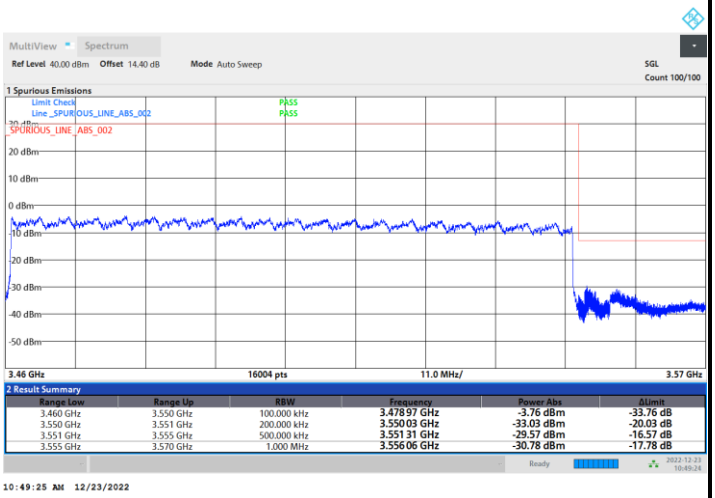

FR1 n77 / 90MHz / CP OFDM / 256QAM	
Lowest Band Edge / Full RB	**Highest Band Edge / Full RB**
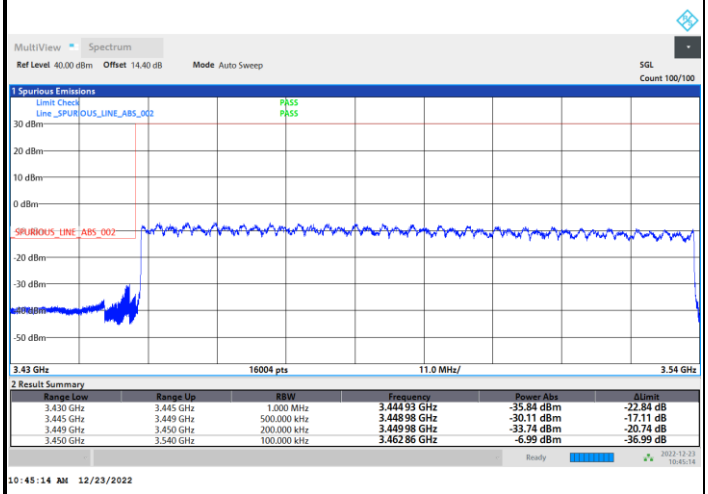	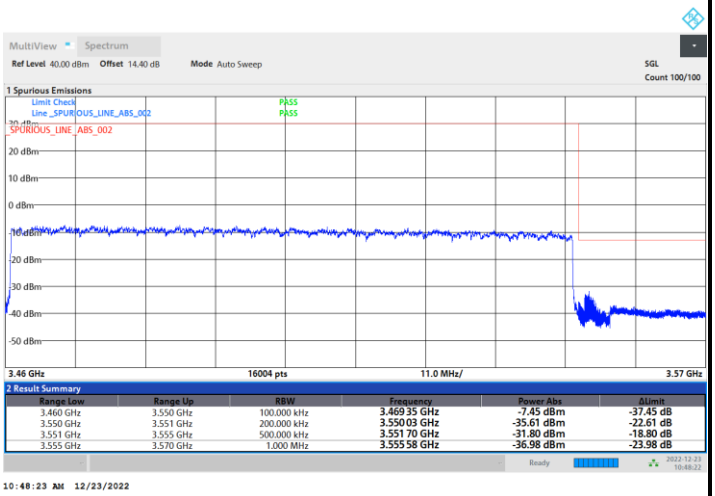

FR1 n77 / 100MHz / CP OFDM / QPSK

Lowest Band Edge / Full RB

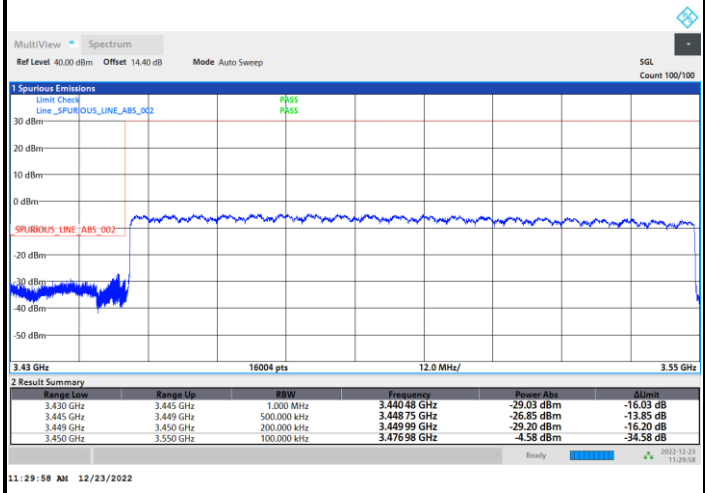

Highest Band Edge / Full RB

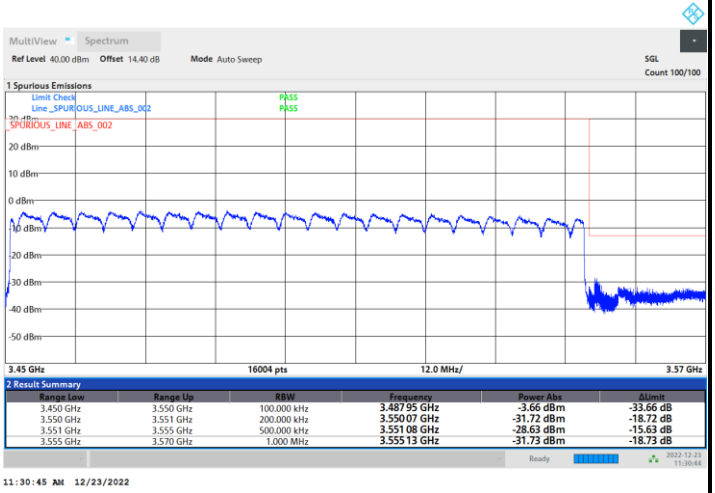

FR1 n77 / 100MHz / CP OFDM / 16QAM

Lowest Band Edge / Full RB

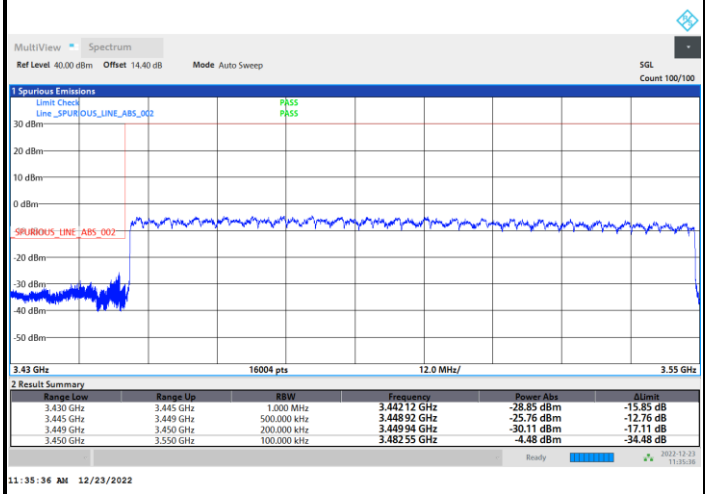

Highest Band Edge / Full RB

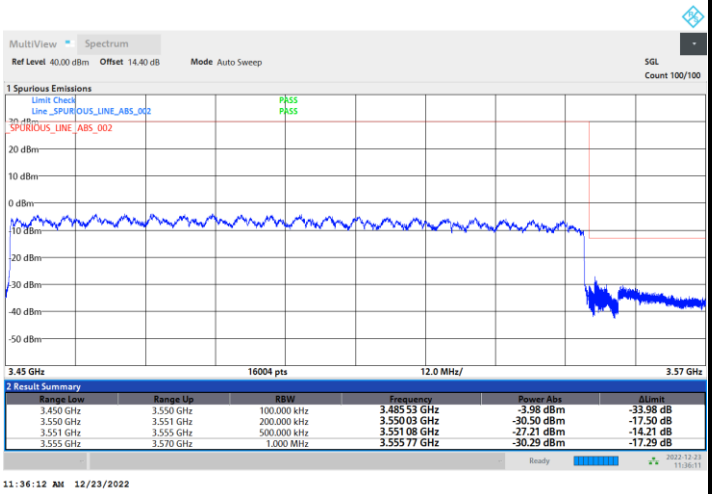

FR1 n77 / 100MHz / CP OFDM / 64QAM

Lowest Band Edge / Full RB

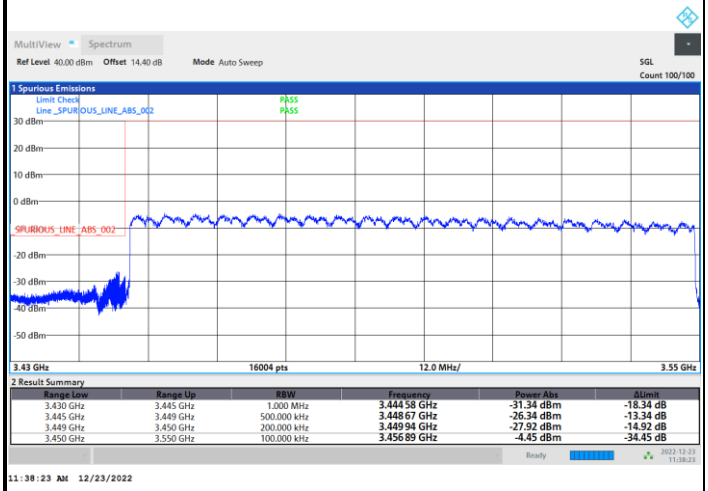

Highest Band Edge / Full RB

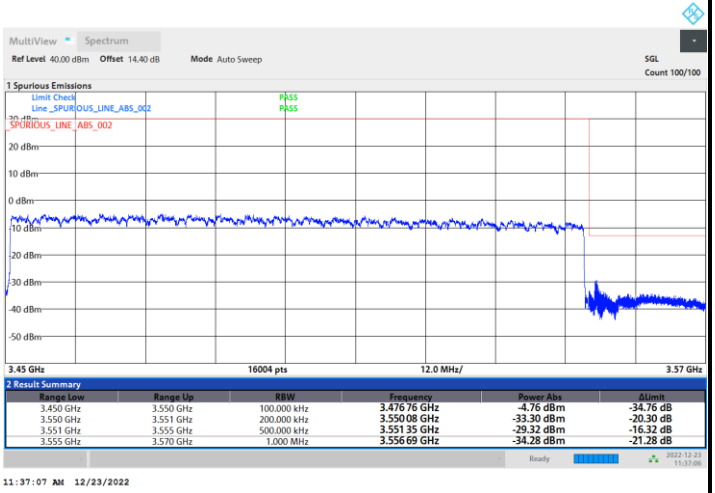

FR1 n77 / 100MHz / CP OFDM / 256QAM

Lowest Band Edge / Full RB

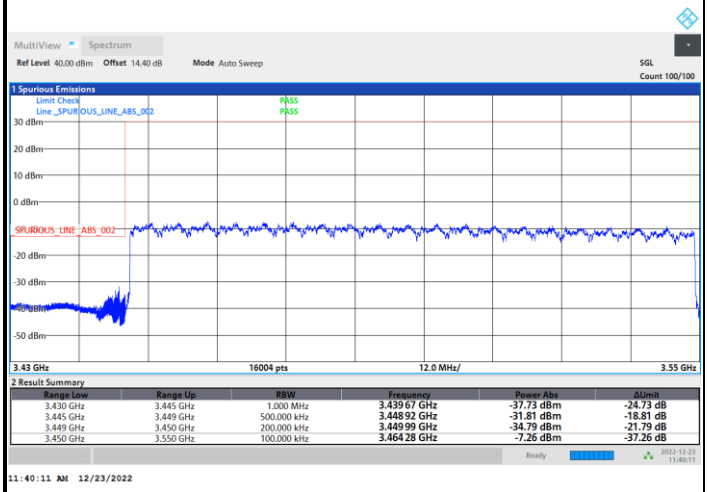

Highest Band Edge / Full RB

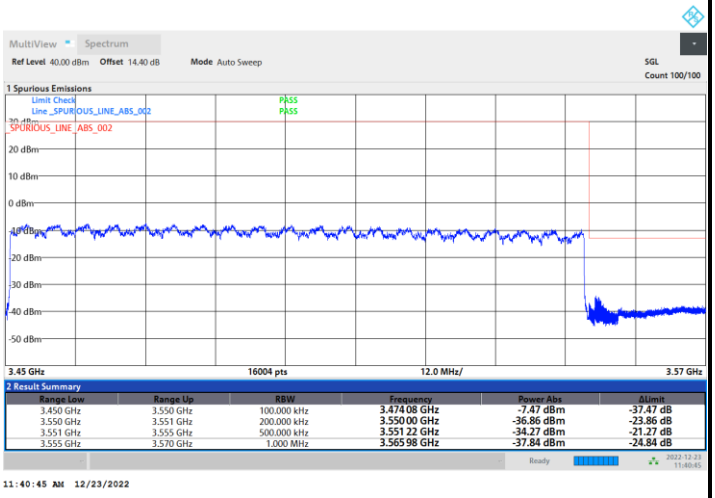

Conducted Spurious Emission

FR1 n77 / 10MHz / CP OFDM / QPSK / 1RB1

Lowest Channel

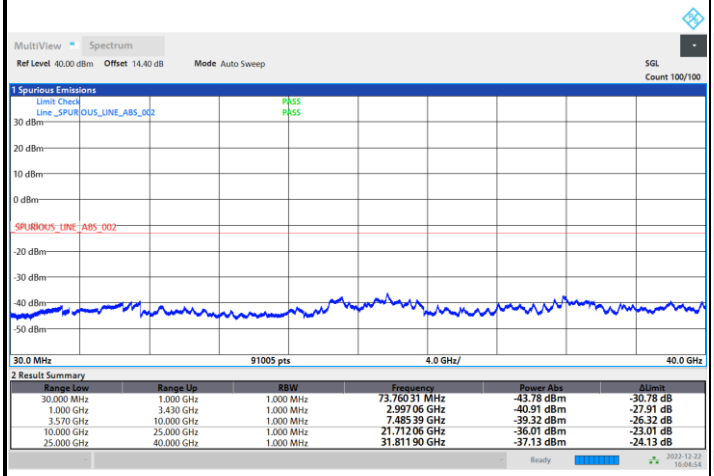

Range Low	Range Up	RBW	Frequency	Power Abs	ΔLimit
30.000 MHz	1.000 GHz	1.000 MHz	73.760 31 MHz	-43.78 dBm	-30.78 dB
1.000 GHz	3.430 GHz	1.000 MHz	2.997 06 GHz	-40.91 dBm	-27.91 dB
3.570 GHz	10.000 GHz	1.000 MHz	7.485 39 GHz	-39.32 dBm	-26.32 dB
10.000 GHz	25.000 GHz	1.000 MHz	21.712 06 GHz	-36.01 dBm	-23.01 dB
25.000 GHz	40.000 GHz	1.000 MHz	31.811 90 GHz	-37.13 dBm	-24.13 dB

04:04:55 PM 12/22/2022

Middle Channel

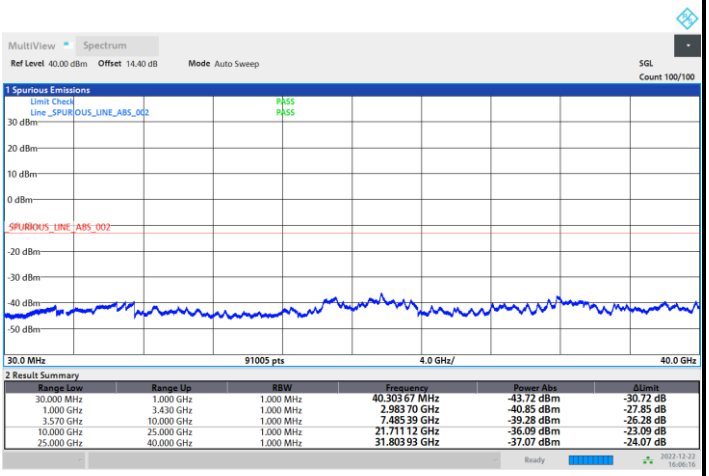

Range Low	Range Up	RBW	Frequency	Power Abs	ΔLimit
30.000 MHz	1.000 GHz	1.000 MHz	40.303 67 MHz	-43.72 dBm	-30.72 dB
1.000 GHz	3.430 GHz	1.000 MHz	2.983 70 GHz	-40.85 dBm	-27.85 dB
3.570 GHz	10.000 GHz	1.000 MHz	7.485 39 GHz	-39.28 dBm	-26.28 dB
10.000 GHz	25.000 GHz	1.000 MHz	21.711 12 GHz	-36.09 dBm	-23.09 dB
25.000 GHz	40.000 GHz	1.000 MHz	31.803 93 GHz	-37.07 dBm	-24.07 dB

04:06:17 PM 12/22/2022

Highest Channel

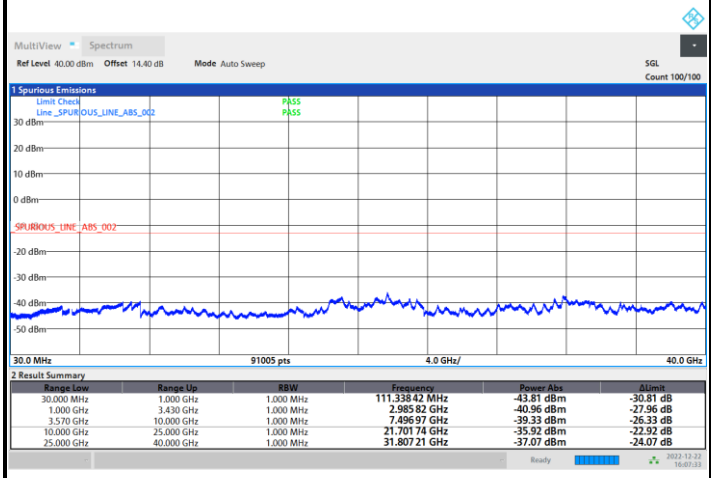

Range Low	Range Up	RBW	Frequency	Power Abs	ΔLimit
30.000 MHz	1.000 GHz	1.000 MHz	111.338 42 MHz	-43.81 dBm	-30.81 dB
1.000 GHz	3.430 GHz	1.000 MHz	2.985 82 GHz	-40.96 dBm	-27.96 dB
3.570 GHz	10.000 GHz	1.000 MHz	7.496 97 GHz	-39.33 dBm	-26.33 dB
10.000 GHz	25.000 GHz	1.000 MHz	21.701 74 GHz	-35.92 dBm	-22.92 dB
25.000 GHz	40.000 GHz	1.000 MHz	31.807 21 GHz	-37.07 dBm	-24.07 dB

04:07:33 PM 12/22/2022

Frequency Stability

Test Conditions		FR1 n77 (QPSK) / Middle Channel	Limit
Temperature (°C)	Voltage (Volt)	BW 20MHz	Note 2.
		Deviation (ppm)	Result
50	Normal Voltage	0.0008	PASS
40	Normal Voltage	0.0009	
30	Normal Voltage	0.0011	
20(Ref.)	Normal Voltage	0.0000	
10	Normal Voltage	0.0009	
0	Normal Voltage	0.0009	
-10	Normal Voltage	0.0006	
-20	Normal Voltage	0.0006	
-30	Normal Voltage	0.0008	
20	Maximum Voltage	0.0024	
20	Normal Voltage	0.0000	
20	Battery End Point	0.0018	

Note:

1. Normal Voltage = 3.88 V.；Battery End Point (BEP) = 3.6 V.；Maximum Voltage = 4.4 V.
2. The frequency fundamental emissions stay within the authorized frequency block.

Appendix B. Test Results of Radiated Test

Remark: The SRS antenna has been verified RSE during the prelimilary scan and the result is not worse than the primary and ASDIV antenna, so only primary and ASDIV antenna is reported.

<Primary Antenna>
<Close Mode>
<Ant. 6>

5G NR n77 (HPUE)

SA NR n77 HPUE / 40MHz / PI/2 BPSK									
Channel	Frequency (MHz)	EIRP (dBm)	Limit (dBm)	Margin (dB)	SPA Reading (dBm)	S.G. Power (dBm)	TX Cable loss (dB)	TX Antenna Gain (dBi)	Polarization (H/V)
Lowest	6904	-43.78	-13	-30.78	-72.19	-51.97	1.84	12.18	H
	10356	-37.04	-13	-24.04	-71.84	-43.51	2.26	10.89	H
	13809	-29.83	-13	-16.83	-72.71	-37.60	2.64	12.55	H
	20713	-62.96	-13	-49.96	-75.66	-75.50	3.22	17.91	H
	24165	-59.47	-13	-46.47	-76.27	-72.04	3.78	18.50	H
	27618	-57.67	-13	-44.67	-77.34	-71.12	3.95	19.55	H
									H
	6904	-43.58	-13	-30.58	-72.48	-51.77	1.84	12.18	V
	10356	-38.00	-13	-25.00	-72.01	-44.47	2.26	10.89	V
	13809	-31.41	-13	-18.41	-73.27	-39.18	2.64	12.55	V
	20713	-62.61	-13	-49.61	-75.07	-75.15	3.22	17.91	V
	24165	-59.96	-13	-46.96	-76.4	-72.53	3.78	18.50	V
	27618	-58.15	-13	-45.15	-77.5	-71.60	3.95	19.55	V
									V

Middle	6964	-42.89	-13	-29.89	-71.37	-50.84	1.84	11.94	H
	10446	-36.36	-13	-23.36	-71.27	-42.79	2.25	10.83	H
	13929	-30.16	-13	-17.16	-72.56	-37.81	2.66	12.46	H
	20893	-62.64	-13	-49.64	-75.35	-75.10	3.23	17.84	H
	24375	-59.43	-13	-46.43	-76.64	-72.14	3.76	18.63	H
	27858	-57.61	-13	-44.61	-77.14	-71.14	3.96	19.64	H
									H
	6964	-43.10	-13	-30.10	-71.82	-51.05	1.84	11.94	V
	10446	-37.13	-13	-24.13	-71.4	-43.56	2.25	10.83	V
	13929	-31.22	-13	-18.22	-72.88	-38.87	2.66	12.46	V
	20893	-62.89	-13	-49.89	-75.32	-75.35	3.23	17.84	V
	24375	-59.31	-13	-46.31	-76.2	-72.02	3.76	18.63	V
	27858	-57.73	-13	-44.73	-76.89	-71.26	3.96	19.64	V
									V
Highest	7024	-43.21	-13	-30.21	-71.82	-50.96	1.84	11.74	H
	10536	-37.50	-13	-24.50	-72.55	-43.88	2.25	10.78	H
	14049	-30.74	-13	-17.74	-72.83	-38.30	2.67	12.37	H
	21073	-62.95	-13	-49.95	-75.89	-75.43	3.26	17.89	H
	24585	-58.99	-13	-45.99	-76.46	-71.75	3.74	18.65	H
	28098	-57.27	-13	-44.27	-76.72	-70.79	3.97	19.64	H
									H
	7024	-43.12	-13	-30.12	-71.85	-50.87	1.84	11.74	V
	10536	-37.97	-13	-24.97	-72.5	-44.35	2.25	10.78	V
	14049	-31.30	-13	-18.30	-72.93	-38.86	2.67	12.37	V
	21073	-62.51	-13	-49.51	-75.15	-74.99	3.26	17.89	V
	24585	-59.93	-13	-46.93	-77.09	-72.69	3.74	18.65	V
	28098	-57.51	-13	-44.51	-76.56	-71.03	3.97	19.64	V
									V

Remark: Spurious emissions within 30-1000MHz were found more than 20dB below limit line.

MIMO <Ant. 6+1>

5G NR n77 UL MIMO

5G NR n77 MIMO / 40MHz / PI/2 BPSK									
Channel	Frequency (MHz)	EIRP (dBm)	Limit (dBm)	Margin (dB)	SPA Reading (dBm)	S.G. Power (dBm)	TX Cable loss (dB)	TX Antenna Gain (dBi)	Polarization (H/V)
Lowest	6904	-43.78	-13	-30.78	-72.19	-51.97	1.84	12.18	H
	10356	-37.09	-13	-24.09	-71.89	-43.56	2.26	10.89	H
	13809	-29.94	-13	-16.94	-72.82	-37.71	2.64	12.55	H
	20713	-63.34	-13	-50.34	-76.04	-75.88	3.22	17.91	H
	24165	-59.40	-13	-46.40	-76.2	-71.97	3.78	18.50	H
	27618	-57.08	-13	-44.08	-76.75	-70.53	3.95	19.55	H
									H
	6904	-43.34	-13	-30.34	-72.24	-51.53	1.84	12.18	V
	10356	-37.70	-13	-24.70	-71.71	-44.17	2.26	10.89	V
	13809	-30.99	-13	-17.99	-72.85	-38.76	2.64	12.55	V
	20713	-63.26	-13	-50.26	-75.72	-75.80	3.22	17.91	V
	24165	-59.80	-13	-46.80	-76.24	-72.37	3.78	18.50	V
	27618	-57.84	-13	-44.84	-77.19	-71.29	3.95	19.55	V
									V
Middle	6964	-43.20	-13	-30.20	-71.68	-51.15	1.84	11.94	H
	10446	-36.55	-13	-23.55	-71.46	-42.98	2.25	10.83	H
	13929	-30.29	-13	-17.29	-72.69	-37.94	2.66	12.46	H
	20893	-62.85	-13	-49.85	-75.56	-75.31	3.23	17.84	H
	24375	-59.40	-13	-46.40	-76.61	-72.11	3.76	18.63	H
	27858	-57.49	-13	-44.49	-77.02	-71.02	3.96	19.64	H
									H
	6964	-43.18	-13	-30.18	-71.9	-51.13	1.84	11.94	V
	10446	-37.23	-13	-24.23	-71.5	-43.66	2.25	10.83	V
	13929	-30.83	-13	-17.83	-72.49	-38.48	2.66	12.46	V
	20893	-63.16	-13	-50.16	-75.59	-75.62	3.23	17.84	V
	24375	-60.05	-13	-47.05	-76.94	-72.76	3.76	18.63	V
	27858	-57.28	-13	-44.28	-76.44	-70.81	3.96	19.64	V
									V

Highest	7024	-43.05	-13	-30.05	-71.66	-50.80	1.84	11.74	H
	10536	-37.06	-13	-24.06	-72.11	-43.44	2.25	10.78	H
	14049	-30.76	-13	-17.76	-72.85	-38.32	2.67	12.37	H
	21073	-63.21	-13	-50.21	-75.85	-75.69	3.26	17.89	H
	24585	-59.82	-13	-46.82	-76.98	-72.58	3.74	18.65	H
	28098	-57.83	-13	-44.83	-76.88	-71.35	3.97	19.64	H
									H
	7024	-42.98	-13	-29.98	-71.71	-50.73	1.84	11.74	V
	10536	-37.72	-13	-24.72	-72.25	-44.10	2.25	10.78	V
	14049	-31.04	-13	-18.04	-72.67	-38.60	2.67	12.37	V
	21073	-62.42	-13	-49.42	-75.36	-74.90	3.26	17.89	V
	24585	-59.30	-13	-46.30	-76.77	-72.06	3.74	18.65	V
	28098	-57.51	-13	-44.51	-76.96	-71.03	3.97	19.64	V
									V

Remark: Spurious emissions within 30-1000MHz were found more than 20dB below limit line.

<Open Mode>
<Ant. 2 + Ant. 6>

EN-DC 66A-n77A

EN-DC 66A-n77A / 40MHz / PI/2 BPSK									
Channel	Frequency (MHz)	EIRP (dBm)	Limit (dBm)	Margin (dB)	SPA Reading (dBm)	S.G. Power (dBm)	TX Cable loss (dB)	TX Antenna Gain (dBi)	Polarization (H/V)
Lowest	6904	-43.94	-13	-30.94	-72.35	-52.13	1.84	12.18	H
	10356	-36.92	-13	-23.92	-71.72	-43.39	2.26	10.89	H
	13809	-29.99	-13	-16.99	-72.87	-37.76	2.64	12.55	H
	20713	-63.80	-13	-50.80	-76.5	-76.34	3.22	17.91	H
	24165	-59.97	-13	-46.97	-76.77	-72.54	3.78	18.50	H
	27618	-57.72	-13	-44.72	-77.39	-71.17	3.95	19.55	H
									H
	6904	-43.53	-13	-30.53	-72.43	-51.72	1.84	12.18	V
	10356	-37.37	-13	-24.37	-71.38	-43.84	2.26	10.89	V
	13809	-31.16	-13	-18.16	-73.02	-38.93	2.64	12.55	V
	20713	-63.92	-13	-50.92	-76.38	-76.46	3.22	17.91	V
	24165	-60.49	-13	-47.49	-76.93	-73.06	3.78	18.50	V
	27618	-57.94	-13	-44.94	-77.3	-71.39	3.95	19.55	V
									V
Middle	6964	-43.48	-13	-30.48	-71.96	-51.43	1.84	11.94	H
	10446	-36.68	-13	-23.68	-71.59	-43.11	2.25	10.83	H
	13929	-30.60	-13	-17.60	-73	-38.25	2.66	12.46	H
	20893	-63.36	-13	-50.36	-76.07	-75.82	3.23	17.84	H
	24375	-59.64	-13	-46.64	-76.85	-72.35	3.76	18.63	H
	27858	-57.07	-13	-44.07	-76.6	-70.60	3.96	19.64	H
									H
	6964	-43.21	-13	-30.21	-71.93	-51.16	1.84	11.94	V
	10446	-37.19	-13	-24.19	-71.46	-43.62	2.25	10.83	V
	13929	-31.31	-13	-18.31	-72.97	-38.96	2.66	12.46	V
	20893	-63.76	-13	-50.76	-76.19	-76.22	3.23	17.84	V
	24375	-60.29	-13	-47.29	-77.18	-73.00	3.76	18.63	V
	27858	-58.17	-13	-45.17	-77.33	-71.70	3.96	19.64	V

Highest	7024	-43.27	-13	-30.27	-71.88	-51.02	1.84	11.74	H
	10536	-37.00	-13	-24.00	-72.05	-43.38	2.25	10.78	H
	14049	-30.73	-13	-17.73	-72.82	-38.29	2.67	12.37	H
	21073	-63.22	-13	-50.22	-76.16	-75.70	3.26	17.89	H
	24585	-59.86	-13	-46.86	-77.33	-72.62	3.74	18.65	H
	28098	-57.48	-13	-44.48	-76.93	-71.00	3.97	19.64	H
									H
	7024	-42.84	-13	-29.84	-71.57	-50.59	1.84	11.74	V
	10536	-37.47	-13	-24.47	-72	-43.85	2.25	10.78	V
	14049	-31.16	-13	-18.16	-72.79	-38.72	2.67	12.37	V
	21073	-63.47	-13	-50.47	-76.11	-75.95	3.26	17.89	V
	24585	-59.76	-13	-46.76	-76.92	-72.52	3.74	18.65	V
	28098	-57.66	-13	-44.66	-76.71	-71.18	3.97	19.64	V
									V

Remark: Spurious emissions within 30-1000MHz were found more than 20dB below limit line.

<ASDIV Antenna>
<Close Mode>
<Ant. 2>

5G NR n77 (HPUE)

5G NR n77 (HPUE) / 40MHz / PI/2 BPSK									
Channel	Frequency (MHz)	EIRP (dBm)	Limit (dBm)	Margin (dB)	SPA Reading (dBm)	S.G. Power (dBm)	TX Cable loss (dB)	TX Antenna Gain (dBi)	Polarization (H/V)
Lowest	6904	-43.91	-13	-30.91	-72.32	-52.10	1.84	12.18	H
	10356	-36.66	-13	-23.66	-71.46	-43.13	2.26	10.89	H
	13809	-29.90	-13	-16.90	-72.78	-37.67	2.64	12.55	H
	20713	-62.99	-13	-49.99	-75.69	-75.53	3.22	17.91	H
	24165	-59.27	-13	-46.27	-76.07	-71.84	3.78	18.50	H
	27618	-57.79	-13	-44.79	-77.46	-71.24	3.95	19.55	H
									H
	6904	-43.50	-13	-30.50	-72.4	-51.69	1.84	12.18	V
	10356	-37.91	-13	-24.91	-71.92	-44.38	2.26	10.89	V
	13809	-31.38	-13	-18.38	-73.24	-39.15	2.64	12.55	V
	20713	-63.18	-13	-50.18	-75.64	-75.72	3.22	17.91	V
	24165	-60.08	-13	-47.08	-76.52	-72.65	3.78	18.50	V
	27618	-58.25	-13	-45.25	-77.6	-71.70	3.95	19.55	V
									V
Middle	6964	-43.47	-13	-30.47	-71.95	-51.42	1.84	11.94	H
	10446	-37.12	-13	-24.12	-72.03	-43.55	2.25	10.83	H
	13929	-30.84	-13	-17.84	-73.24	-38.49	2.66	12.46	H
	20893	-62.89	-13	-49.89	-75.6	-75.35	3.23	17.84	H
	24375	-59.75	-13	-46.75	-76.96	-72.46	3.76	18.63	H
	27858	-57.50	-13	-44.50	-77.03	-71.03	3.96	19.64	H
									H
	6964	-43.46	-13	-30.46	-72.18	-51.41	1.84	11.94	V
	10446	-37.59	-13	-24.59	-71.86	-44.02	2.25	10.83	V
	13929	-31.18	-13	-18.18	-72.84	-38.83	2.66	12.46	V
	20893	-62.71	-13	-49.71	-75.14	-75.17	3.23	17.84	V
	24375	-59.42	-13	-46.42	-76.31	-72.13	3.76	18.63	V
	27858	-57.67	-13	-44.67	-76.83	-71.20	3.96	19.64	V

Highest	7024	-42.93	-13	-29.93	-71.54	-50.68	1.84	11.74	H
	10536	-36.89	-13	-23.89	-71.94	-43.27	2.25	10.78	H
	14049	-30.52	-13	-17.52	-72.61	-38.08	2.67	12.37	H
	21073	-63.01	-13	-50.01	-75.95	-75.49	3.26	17.89	H
	24585	-59.54	-13	-46.54	-77.01	-72.30	3.74	18.65	H
	28098	-57.38	-13	-44.38	-76.83	-70.90	3.97	19.64	H
									H
	7024	-42.61	-13	-29.61	-71.34	-50.36	1.84	11.74	V
	10536	-37.75	-13	-24.75	-72.28	-44.13	2.25	10.78	V
	14049	-31.15	-13	-18.15	-72.78	-38.71	2.67	12.37	V
	21073	-63.39	-13	-50.39	-76.03	-75.87	3.26	17.89	V
	24585	-59.55	-13	-46.55	-76.71	-72.31	3.74	18.65	V
	28098	-57.59	-13	-44.59	-76.64	-71.11	3.97	19.64	V
									V

Remark: Spurious emissions within 30-1000MHz were found more than 20dB below limit line.

<Ant. 0 + Ant. 2>

EN-DC 66A-n77A

EN-DC 66A-n77A / 40MHz / PI/2 BPSK									
Channel	Frequency (MHz)	EIRP (dBm)	Limit (dBm)	Margin (dB)	SPA Reading (dBm)	S.G. Power (dBm)	TX Cable loss (dB)	TX Antenna Gain (dBi)	Polarization (H/V)
Lowest	6904	-44.23	-13	-31.23	-72.64	-52.42	1.84	12.18	H
	10356	-37.40	-13	-24.40	-72.2	-43.87	2.26	10.89	H
	13809	-30.23	-13	-17.23	-73.11	-38.00	2.64	12.55	H
	20713	-63.05	-13	-50.05	-75.75	-75.59	3.22	17.91	H
	24165	-59.91	-13	-46.91	-76.71	-72.48	3.78	18.50	H
	27618	-57.76	-13	-44.76	-77.43	-71.21	3.95	19.55	H
									H
	6904	-43.72	-13	-30.72	-72.62	-51.91	1.84	12.18	V
	10356	-37.88	-13	-24.88	-71.89	-44.35	2.26	10.89	V
	13809	-31.28	-13	-18.28	-73.14	-39.05	2.64	12.55	V
	20713	-63.29	-13	-50.29	-75.75	-75.83	3.22	17.91	V
	24165	-60.00	-13	-47.00	-76.44	-72.57	3.78	18.50	V
	27618	-57.93	-13	-44.93	-77.28	-71.38	3.95	19.55	V
									V
Middle	6964	-43.43	-13	-30.43	-71.91	-51.38	1.84	11.94	H
	10446	-36.70	-13	-23.70	-71.61	-43.13	2.25	10.83	H
	13929	-30.22	-13	-17.22	-72.62	-37.87	2.66	12.46	H
	20893	-62.72	-13	-49.72	-75.43	-75.18	3.23	17.84	H
	24375	-58.99	-13	-45.99	-76.2	-71.70	3.76	18.63	H
	27858	-56.90	-13	-43.90	-76.43	-70.43	3.96	19.64	H
									H
	6964	-43.21	-13	-30.21	-71.93	-51.16	1.84	11.94	V
	10446	-37.51	-13	-24.51	-71.78	-43.94	2.25	10.83	V
	13929	-31.16	-13	-18.16	-72.82	-38.81	2.66	12.46	V
	20893	-63.45	-13	-50.45	-75.88	-75.91	3.23	17.84	V
	24375	-59.39	-13	-46.39	-76.28	-72.10	3.76	18.63	V
	27858	-57.82	-13	-44.82	-76.98	-71.35	3.96	19.64	V
									V

Highest	7024	-43.23	-13	-30.23	-71.84	-50.98	1.84	11.74	H
	10536	-37.29	-13	-24.29	-72.34	-43.67	2.25	10.78	H
	14049	-31.05	-13	-18.05	-73.14	-38.61	2.67	12.37	H
	21073	-62.92	-13	-49.92	-75.86	-75.40	3.26	17.89	H
	24585	-58.55	-13	-45.55	-76.02	-71.31	3.74	18.65	H
	28098	-56.81	-13	-43.81	-76.26	-70.33	3.97	19.64	H
									H
	7024	-43.00	-13	-30.00	-71.73	-50.75	1.84	11.74	V
	10536	-37.97	-13	-24.97	-72.5	-44.35	2.25	10.78	V
	14049	-31.46	-13	-18.46	-73.09	-39.02	2.67	12.37	V
	21073	-62.69	-13	-49.69	-75.33	-75.17	3.26	17.89	V
	24585	-59.57	-13	-46.57	-76.73	-72.33	3.74	18.65	V
	28098	-57.80	-13	-44.80	-76.85	-71.32	3.97	19.64	V
									V

Remark: Spurious emissions within 30-1000MHz were found more than 20dB below limit line.

<Open Mode>
MIMO <Ant. 2 + Ant. 5>

5G NR n77 UL MIMO

5G NR n77 MIMO / 40MHz / PI/2 BPSK									
Channel	Frequency (MHz)	EIRP (dBm)	Limit (dBm)	Margin (dB)	SPA Reading (dBm)	S.G. Power (dBm)	TX Cable loss (dB)	TX Antenna Gain (dBi)	Polarization (H/V)
Lowest	6904	-43.68	-13	-30.68	-72.09	-51.87	1.84	12.18	H
	10356	-36.84	-13	-23.84	-71.64	-43.31	2.26	10.89	H
	13809	-29.85	-13	-16.85	-72.73	-37.62	2.64	12.55	H
	20713	-63.74	-13	-50.74	-76.44	-76.28	3.22	17.91	H
	24165	-60.24	-13	-47.24	-77.04	-72.81	3.78	18.50	H
	27618	-58.03	-13	-45.03	-77.7	-71.48	3.95	19.55	H
									H
	6904	-43.25	-13	-30.25	-72.15	-51.44	1.84	12.18	V
	10356	-37.72	-13	-24.72	-71.73	-44.19	2.26	10.89	V
	13809	-31.22	-13	-18.22	-73.08	-38.99	2.64	12.55	V
	20713	-63.02	-13	-50.02	-75.48	-75.56	3.22	17.91	V
	24165	-60.55	-13	-47.55	-76.99	-73.12	3.78	18.50	V
	27618	-58.26	-13	-45.26	-77.61	-71.71	3.95	19.55	V
									V
Middle	6964	-43.32	-13	-30.32	-71.8	-51.27	1.84	11.94	H
	10446	-36.63	-13	-23.63	-71.54	-43.06	2.25	10.83	H
	13929	-30.61	-13	-17.61	-73.01	-38.26	2.66	12.46	H
	20893	-63.20	-13	-50.20	-75.91	-75.66	3.23	17.84	H
	24375	-59.96	-13	-46.96	-77.17	-72.67	3.76	18.63	H
	27858	-57.94	-13	-44.94	-77.47	-71.47	3.96	19.64	H
									H
	6964	-42.96	-13	-29.96	-71.68	-50.91	1.84	11.94	V
	10446	-37.51	-13	-24.51	-71.78	-43.94	2.25	10.83	V
	13929	-31.42	-13	-18.42	-73.08	-39.07	2.66	12.46	V
	20893	-63.38	-13	-50.38	-75.81	-75.84	3.23	17.84	V
	24375	-60.31	-13	-47.31	-77.2	-73.02	3.76	18.63	V
	27858	-57.92	-13	-44.92	-77.08	-71.45	3.96	19.64	V
									V

Highest	7024	-42.98	-13	-29.98	-71.59	-50.73	1.84	11.74	H
	10536	-36.92	-13	-23.92	-71.97	-43.30	2.25	10.78	H
	14049	-30.42	-13	-17.42	-72.51	-37.98	2.67	12.37	H
	21073	-63.54	-13	-50.54	-76.48	-76.02	3.26	17.89	H
	24585	-59.43	-13	-46.43	-76.9	-72.19	3.74	18.65	H
	28098	-57.40	-13	-44.40	-76.85	-70.92	3.97	19.64	H
									H
	7024	-42.85	-13	-29.85	-71.58	-50.60	1.84	11.74	V
	10536	-37.63	-13	-24.63	-72.16	-44.01	2.25	10.78	V
	14049	-31.08	-13	-18.08	-72.71	-38.64	2.67	12.37	V
	21073	-63.79	-13	-50.79	-76.43	-76.27	3.26	17.89	V
	24585	-60.18	-13	-47.18	-77.34	-72.94	3.74	18.65	V
	28098	-57.71	-13	-44.71	-76.76	-71.23	3.97	19.64	V
									V

Remark: Spurious emissions within 30-1000MHz were found more than 20dB below limit line.

———THE END———