FCC RADIO TEST REPORT

FCC ID	:	**A4RG9S9B**
Equipment	:	**Phone**
Applicant	:	**Google LLC** **1600 Amphitheatre Parkway,** **Mountain View, California, 94043 USA**
Standard	:	**FCC Part 15 Subpart E §15.407**

The product was received on Jun. 08, 2021 and testing was performed from Jul. 02, 2021 to Nov. 19, 2022. We, Sporton International Inc. EMC & Wireless Communications Laboratory, would like to declare that the tested sample has been evaluated in accordance with the test procedures and has been in compliance with the applicable technical standards.

The test results in this report apply exclusively to the tested model / sample. Without written approval from Sporton International Inc. EMC & Wireless Communications Laboratory, the test report shall not be reproduced except in full.

Louis Wu

Approved by: Louis Wu

Sporton International Inc. EMC & Wireless Communications Laboratory
No. 52, Huaya 1st Rd., Guishan Dist., Taoyuan City 333, Taiwan (R.O.C.)

Table of Contents

History of this test report **3**
Summary of Test Result **4**
1 General Description **5**
1.1 Product Feature of Equipment Under Test 5
1.2 Product Specification of Equipment Under Test 6
1.3 Modification of EUT 9
1.4 Testing Location 9
1.5 Applicable Standards 9
2 Test Configuration of Equipment Under Test **10**
2.1 Carrier Frequency and Channel 10
2.2 Test Mode 12
2.3 Connection Diagram of Test System 14
2.4 Support Unit used in test configuration and system 15
2.5 EUT Operation Test Setup 15
2.6 Measurement Results Explanation Example 15
3 Test Result **16**
3.1 26dB & 99% Occupied Bandwidth Measurement 16
3.2 Fundamental Maximum EIRP Measurement 22
3.3 Fundamental Power Spectral Density Measurement 23
3.4 In-Band Emissions (Channel Mask) 30
3.5 Contention Based Protocol 62
3.6 Unwanted Emissions Measurement 65
3.7 AC Conducted Emission Measurement 70
3.8 Antenna Requirements 72
4 List of Measuring Equipment **73**
5 Uncertainty of Evaluation **75**
Appendix A. Conducted Test Results
Appendix B. AC Conducted Emission Test Result
Appendix C. Radiated Spurious Emission
Appendix D. Radiated Spurious Emission Plots
Appendix E. Duty Cycle Plots
Appendix F. Setup Photographs

History of this test report

Report No.	Version	Description	Issue Date
FR0D2942-18B	01	Initial issue of report	Nov. 23, 2022
FR0D2942-18B	02	Revise Contention Based Protocol, Conducted Test Results and Setup Photographs	Dec. 16, 2022
FR0D2942-18B	03	Revise Appendix A typo	Dec. 21, 2022
FR0D2942-18B	04	Revise Antenna Directional Gain	Feb. 22, 2023

Summary of Test Result

Report Clause	Ref Std. Clause	Test Items	Result (PASS/FAIL)	Remark
3.1	15.403(i) 15.407(a)(10)	26dB Emission Bandwidth	Pass	-
3.1	2.1049	99% Occupied Bandwidth	Reporting only	-
3.2	15.407(a)(7)	Fundamental Maximum EIRP	Pass	-
3.3	15.407(a)(7)	Fundamental Power Spectral Density	Pass	-
3.4	15.407(b)(6)	In-Band Emissions (Channel Mask)	Pass	-
3.5	15.407(d)(6)	Contention Based Protocol	Pass	
3.5.7	15.407(b)	Unwanted Emissions	Pass	2.42 dB under the limit at 5924.040 MHz
3.7	15.207	AC Conducted Emission	Pass	13.44 dB under the limit at 0.569 MHz
3.8	15.203 15.407(a)	Antenna Requirement	Pass	-

Remark: Except Conducted and Unwanted Emissions test items are carrying out, the FR0D2942-18B report reuses test data from the FR0D2942-04G report.

Declaration of Conformity:
1. The test results (PASS/FAIL) with all measurement uncertainty excluded are presented in accordance with the regulation limits or requirements declared by manufacturers. It's means measurement values may risk exceeding the limit of regulation standards, if measurement uncertainty is include in test results. 2. The measurement uncertainty please refer to this report "Uncertainty of Evaluation".
Comments and Explanations:
The product specifications of the EUT presented in the report are declared by the manufacturer who shall take full responsibility for the authenticity.

Reviewed by: William Chen

Report Producer: Clio Lo

1 General Description

1.1 Product Feature of Equipment Under Test

Product Feature	
Equipment	Phone
FCC ID	A4RG9S9B
EUT supports Radios application	GSM/EGPRS/WCDMA/HSPA/LTE/5G NR /NFC/GNSS/WPT WLAN 11b/g/n HT20 WLAN 11a/n HT20/HT40 WLAN 11ac VHT20/VHT40/VHT80/VHT160 WLAN 11ax HE20/HE40/HE80/HE160 Bluetooth BR/EDR/LE

Remark: The above EUT's information was declared by manufacturer.

EUT Information List	
S/N	Performed Test Item
15211FDF60007M	Conducted Measurement
15201FDF60006K	Radiated Spurious Emission
15201FDF60009S	Conducted Emission
15211FDF60007Q	Contention Based Protocol

1.2 Product Specification of Equipment Under Test

Product Specification is subject to this standard	
Tx/Rx Frequency Range	5925 MHz ~ 6425 MHz 6525 MHz ~ 6875 MHz
Maximum Output Power	**MIMO <Ant. 4+3>** **<5925 MHz ~ 6425 MHz>** 802.11a: 23.71 dBm / 0.2350 W 802.11ax HE20: 24.26 dBm / 0.2667 W 802.11ax HE40: 23.05 dBm / 0.2018 W 802.11ax HE80: 22.68 dBm / 0.1854 W 802.11ax HE160: 22.91 dBm / 0.1954 W **<6525 MHz ~ 6875 MHz>** 802.11a: 22.76 dBm / 0.1888 W 802.11ax HE20: 22.92 dBm / 0.1959 W 802.11ax HE40: 23.01 dBm / 0.2000 W 802.11ax HE80: 22.76 dBm / 0.1888 W 802.11ax HE160: 22.77 dBm / 0.1892 W
99% Occupied Bandwidth	**MIMO <Ant. 4>** 802.11a: 20.13 MHz 802.11ax HE20: 19.98 MHz 802.11ax HE40: 38.46 MHz 802.11ax HE80: 77.44 MHz 802.11ax HE160: 157.28 MHz **MIMO <Ant. 3>** 802.11a: 19.78 MHz 802.11ax HE20: 19.78 MHz 802.11ax HE40: 38.26 MHz 802.11ax HE80: 77.32 MHz 802.11ax HE160: 157.28 MHz
Antenna Type	**<5925 MHz ~ 6425 MHz>** **<Ant. 4>:** ILA Antenna **<Ant. 3>:** IFA Antenna **<6525 MHz ~ 6875 MHz>** **<Ant. 4>:** ILA Antenna **<Ant. 3>:** IFA Antenna
Antenna Gain	**<5925 MHz ~ 6425 MHz>** **<Ant. 4>:** -0.30 dBi **<Ant. 3>:** -1.40 dBi **<6525 MHz ~ 6875 MHz>** **<Ant. 4>:** 0.00 dBi **<Ant. 3>:** 0.90 dBi

Product Specification is subject to this standard	
Type of Modulation	802.11a : OFDM (BPSK/QPSK/16QAM/64QAM) 802.11ax : OFDMA (BPSK/QPSK/16QAM/64QAM/256QAM/1024QAM)
Antenna Function Description	

	Ant. 4	Ant. 3
802.11a/ax MIMO	V	V

Remark:

1. MIMO Ant. 4+3 Directional Gain is a calculated result from MIMO Ant. 4 and MIMO Ant. 3. The formula used in calculation is documented in section 1.2.1.
2. Power of MIMO Ant. 4 + Ant. 3 is a calculated result from sum of the power MIMO Ant. 4 and MIMO Ant. 3.
3. The EUT's information above is declared by manufacturer. Please refer to Comments and Explanations in report summary.

1.2.1 Antenna Directional Gain

<For CDD Mode>

Follows FCC KDB 662911 D01 Multiple Transmitter Output v02r01 F)2)f)ii)

Directional gain = G_{ANT} + Array Gain, where Array Gain is as follows:

For power measurements on IEEE 802.11 devices,

Array Gain = 0 dB (i.e., no array gain) for $N_{ANT} \leq 4$.

G_{ANT} is set equal to the gain of the antenna having the highest gain.

For PSD measurements, the directional gain calculation.

$$DirectionalGain = 10 \cdot \log \left[\frac{\sum_{j=1}^{N_{SS}} \left\{ \sum_{k=1}^{N_{ANT}} g_{j,k} \right\}^2}{N_{ANT}} \right]$$

where

Each antenna is driven by no more than one spatial stream;

N_{SS} = the number of independent spatial streams of data;

N_{ANT} = the total number of antennas

$g_{j,k} = 10^{G_k/20}$ if the kth antenna is being fed by spatial stream j, or zero if it is not;

G_k is the gain in dBi of the kth antenna.

As minimum N_{SS}=1 is supported by EUT, the formula can be simplified as:

Directional gain = $10*\log[(10^{G1/20} + 10^{G2/20} + \ldots + 10^{GN/20})^2 / N_{ANT}]$ dBi

Where G1, G2….GN denote single antenna gain.

The directional gain "DG" is calculated as following table.

	Ant 4 (dBi)	Ant 3 (dBi)	DG for Power (dBi)	DG for PSD (dBi)
5925 MHz ~ 6425 MHz	-0.30	-1.40	-0.30	2.18
6525 MHz ~ 6875 MHz	0.00	0.90	0.90	3.47

Calculation example:

If a device has two antenna, G_{ANT1}= -0.30 dBi; G_{ANT2}=-1.40 dBi

Directional gain of power measurement = max(-0.30, -1.40) + 0 = -0.30 dBi

Directional gain of PSD derived from formula which is

10 x log { { [10^ (-0.30 dBi / 20) + 10^ (-1.40 dBi / 20)] ^ 2 } / 2 }

=2.18 dBi

1.3 Modification of EUT

No modifications made to the EUT during the testing.

1.4 Testing Location

Test Site	Sporton International Inc. EMC & Wireless Communications Laboratory
Test Site Location	No.52, Huaya 1st Rd., Guishan Dist., Taoyuan City 333, Taiwan (R.O.C.) TEL: +886-3-327-3456 FAX: +886-3-328-4978
Test Site No.	**Sporton Site No.**
	CO05-HY, 03CH07-HY, DF02-HY

Note: The test site complies with ANSI C63.4 2014 requirement.

Test Site	Sporton International Inc. Wensan Laboratory
Test Site Location	No.58, Aly. 75, Ln. 564, Wenhua 3rd, Rd., Guishan Dist., Taoyuan City 333010, Taiwan (R.O.C.) TEL: +886-3-327-0868 FAX: +886-3-327-0855
Test Site No.	**Sporton Site No.**
	TH05-HY (TAF Code: 3786)
Remark	The Conducted test item subcontracted to Sporton International Inc. Wensan Laboratory.

FCC designation No.: TW1190 and TW3786

1.5 Applicable Standards

According to the specifications declared by the manufacturer, the EUT must comply with the requirements of the following standards:

- FCC Part 15 Subpart E
- FCC KDB 789033 D02 General UNII Test Procedures New Rules v02r01.
- FCC KDB 987594 D02 U-NII 6 GHz EMC Measurement v01r01
- FCC KDB 414788 D01 Radiated Test Site v01r01.
- FCC KDB 662911 D01 Multiple Transmitter Output v02r01.
- ANSI C63.10-2013

Remark:

1. All the test items were validated and recorded in accordance with the standards without any modification during the testing.
2. The TAF code is not including all the FCC KDB listed without accreditation.

2 Test Configuration of Equipment Under Test

a. The EUT has been associated with peripherals and configuration operated in a manner tended to maximize its emission characteristics in a typical application. Frequency range investigated: conduction emission (150 kHz to 30 MHz), radiation emission (9 kHz to the 10th harmonic of the highest fundamental frequency or to 40 GHz, whichever is lower). For radiated measurement, , the measured emission level of the EUT was maximized by rotating the EUT on a turntable, adjusting the orientation of the EUT and EUT antenna in three orthogonal axis (X: flat, Y: portrait, Z: landscape) and accessory (Adapter or Earphone), and adjusting the measurement antenna orientation, following C63.10 exploratory test procedures and only the worst case emissions were reported in this report.

b. AC power line Conducted Emission was tested under maximum output power.

2.1 Carrier Frequency and Channel

BW 20M	**Channel**	1	5	9	13	17	21	25	29
	Freq. (MHz)	5955	5975	5995	6015	6035	6055	6075	6095
BW 40M	**Channel**	3		11		19		27	
	Freq. (MHz)	5965		6005		6045		6085	
BW 80M	**Channel**	7				23			
	Freq. (MHz)	5985				6065			
BW 160M	**Channel**	15							
	Freq. (MHz)	6025							

BW 20M	**Channel**	33	37	41	45	49	53	57	61
	Freq. (MHz)	6115	6135	6155	6175	6195	6215	6235	6255
BW 40M	**Channel**	35		43		51		59	
	Freq. (MHz)	6125		6165		6205		6245	
BW 80M	**Channel**	39				55			
	Freq. (MHz)	6145				6225			
BW 160M	**Channel**	47							
	Freq. (MHz)	6185							

BW 20M	Channel	65	69	73	77	81	85	89	93
	Freq. (MHz)	6275	6295	6315	6335	6355	6375	6395	6415
BW 40M	Channel	67		75		83		91	
	Freq. (MHz)	6285		6325		6365		6405	
BW 80M	Channel	71				87			
	Freq. (MHz)	6305				6385			
BW 160M	Channel	79							
	Freq. (MHz)	6345							

BW 20M	Channel	117	121	125
	Freq. (MHz)	6535	6555	6575
BW 40M	Channel	115	123	
	Freq. (MHz)	6525	6565	
BW 80M	Channel	119		
	Freq. (MHz)	6545		

BW 20M	Channel	129	133	137	141	145	149	153	157
	Freq. (MHz)	6595	6615	6635	6655	6675	6695	6715	6735
BW 40M	Channel	131		139		147		155	
	Freq. (MHz)	6605		6645		6685		6725	
BW 80M	Channel	135				151			
	Freq. (MHz)	6625				6705			
BW 160M	Channel	143							
	Freq. (MHz)	6665							

BW 20M	Channel	161	165	169	173	177	181	185
	Freq. (MHz)	6755	6775	6795	6815	6835	6855	6875
BW 40M	Channel	163		171		179		
	Freq. (MHz)	6765		6805		6845		
BW 80M	Channel	167			183			
	Freq. (MHz)	6785			6865			
BW 160M	Channel	175						
	Freq. (MHz)	6825						

2.2 Test Mode

This device support 26/52/106/242/484/996-tone RU but does not support 2x996-tone RU on 160MHz channel.

The PSD of partial RU is reduced to be smaller than full RU according to TCB workshop interim guidance Oct., 2018.

The 242-tone RU is covered by 20MHz channel, 484-tone RU is covered by 40MHz channel and 996-tone RU is covered by 80MHz channel.

The 802.11ax mode is investigated among different tones, full resource units (RU), partial resource units. The partial RU has no higher power than full RU's, thus the full RU is chosen as main test configuration.

The SISO mode conducted power is covered by MIMO mode per chain, so only the MIMO mode is tested.

The final test modes include the worst data rates for each modulation shown in the table below.

MIMO Mode

Modulation	Data Rate
802.11a	6Mbps
802.11ax HE20	MCS0
802.11ax HE40	MCS0
802.11ax HE80	MCS0
802.11ax HE160	MCS0

Remark: The conducted power level of each chain in MIMO mode is equal or higher than SISO mode.

Test Cases	
AC Conducted Emission	Mode 1 : WLAN (6GHz) Link + Bluetooth Link + USB Cable 1 (Charging from AC Adapter 2)

Remark:
1. For Radiated Test Cases, the tests were performed with Adapter 1 and USB Cable 1.
2. During the preliminary test, both charging modes (Adapter mode and WPC Charging mode) were verified. It is determined that the adaptor mode is the worst case for official test.

Ch. #		UNII-5 (5925-6425 MHz)	UNII-7 (6525-6875 MHz)
		802.11a	802.11a
L	Low	001	117
M	Middle	049	149
H	High	093	181

Ch. #		UNII-5 (5925-6425 MHz)	UNII-7 (6525-6875 MHz)
		802.11ax HE20	802.11ax HE20
L	Low	001	117
M	Middle	049	149
H	High	093	181

Ch. #		UNII-5 (5925-6425 MHz)	UNII-7 (6525-6875 MHz)
		802.11ax HE40	802.11ax HE40
L	Low	003	123
M	Middle	051	147
H	High	091	179

Ch. #		UNII-5 (5925-6425 MHz)	UNII-7 (6525-6875 MHz)
		802.11ax HE80	802.11ax HE80
L	Low	007	135
M	Middle	055	151
H	High	087	167

Ch. #		UNII-5 (5925-6425 MHz)	UNII-7 (6525-6875 MHz)
		802.11ax HE160	802.11ax HE160
L	Low	015	143
M	Middle	047	
H	High	079	

Remark: Based on ANSI C63.10 clause 5.6.2.2, b) Spurious emissions, measure the mode with the highest output power and the mode with highest output power spectral density for each modulation family.

2.3 Connection Diagram of Test System

<AC Conducted Emission Mode>

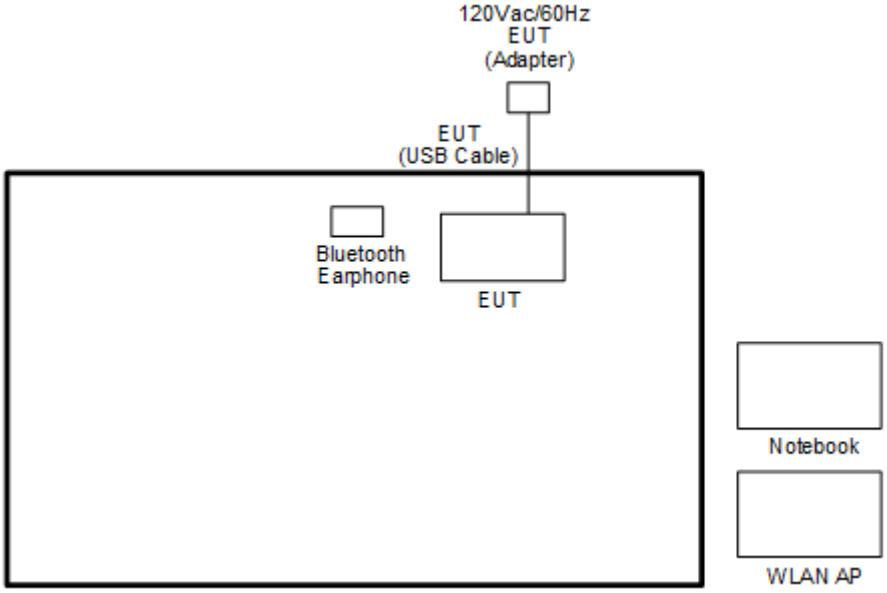

<WLAN Tx Mode>

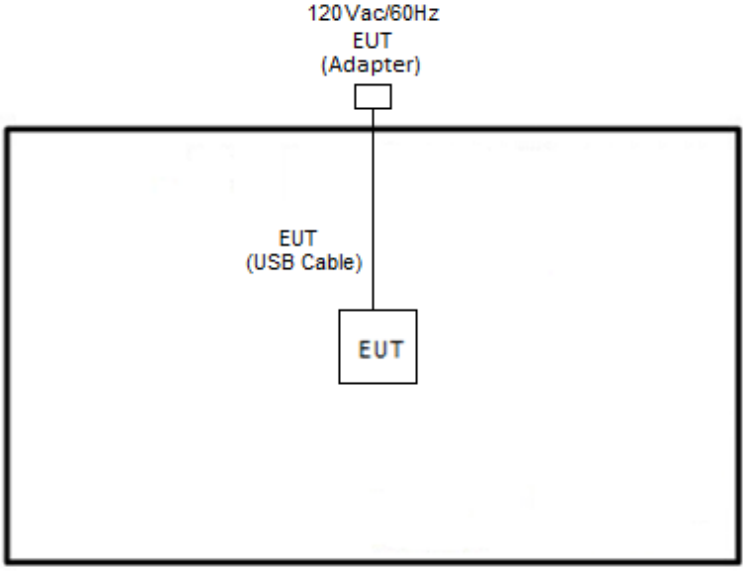

2.4 Support Unit used in test configuration and system

Item	Equipment	Brand Name	Model Name	FCC ID	Data Cable	Power Cord
1.	Bluetooth Earphone	Google	G1013	N/A	N/A	N/A
2.	WLAN AP	ASUS	GT-AXE11000	MSQ-RTAXJF00	N/A	Unshielded, 1.8 m
3.	Notebook	DELL	Latitude E3480	FCC DoC	N/A	AC I/P: Unshielded, 1.2 m DC O/P: Shielded, 1.8 m

2.5 EUT Operation Test Setup

The RF test items, utility “ADB Command 1.0.39” was installed in Notebook which was programmed in order to make the EUT get into the engineering modes to provide channel selection, power level, data rate and the application type and for continuous transmitting signals.

2.6 Measurement Results Explanation Example

For all conducted test items:

The offset level is set in the spectrum analyzer to compensate the RF cable loss and attenuator factor between EUT conducted output port and spectrum analyzer. With the offset compensation, the spectrum analyzer reading level is exactly the EUT RF output level.

Example :

The spectrum analyzer offset is derived from RF cable loss and attenuator factor.

Offset = RF cable loss + attenuator factor.

Following shows an offset computation example with cable loss 4.2 dB and 10dB attenuator.

Offset(dB) = RF cable loss(dB) + attenuator factor(dB).

= 4.2 + 10 = 14.2 (dB)

3 Test Result

3.1 26dB & 99% Occupied Bandwidth Measurement

3.1.1 Limit of 26dB & 99% Occupied Bandwidth

<FCC 14-30 CFR 15.407>

(a)(10) The maximum transmitter channel bandwidth for U-NII devices in the 5.925-7.125 GHz band is 320 megahertz.

3.1.2 Measuring Instruments

Please refer to the measuring equipment list in this test report.

3.1.3 Test Procedures

1. The testing follows FCC KDB 789033 D02 General UNII Test Procedures New Rules v02r01. Section C) Emission bandwidth
2. Set RBW = approximately 1% of the emission bandwidth.
3. Set the VBW > RBW.
4. Detector = Peak.
5. Trace mode = max hold
6. Measure the maximum width of the emission that is 26 dB down from the peak of the emission. Compare this with the RBW setting of the analyzer. Readjust RBW and repeat measurement as needed until the RBW/EBW ratio is approximately 1%.
7. For 99% Bandwidth Measurement, the spectrum analyzer's resolution bandwidth (RBW) is set 1-5% of the emission bandwidth and set the Video bandwidth (VBW) ≥ 3 * RBW.
8. Measure and record the results in the test report.

3.1.4 Test Setup

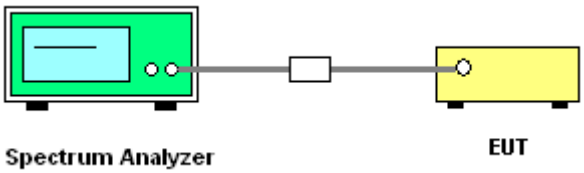

3.1.5 Test Result of 26dB & 99% Occupied Bandwidth

Please refer to Appendix A.

MIMO <Ant. 4+3>

<802.11a>

26dB Bandwidth

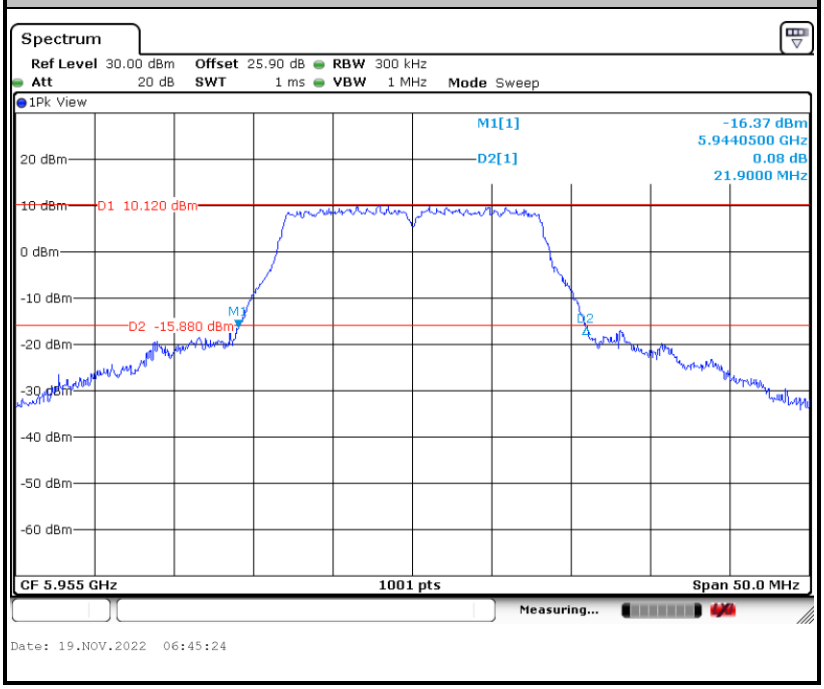

99% Occupied Bandwidth

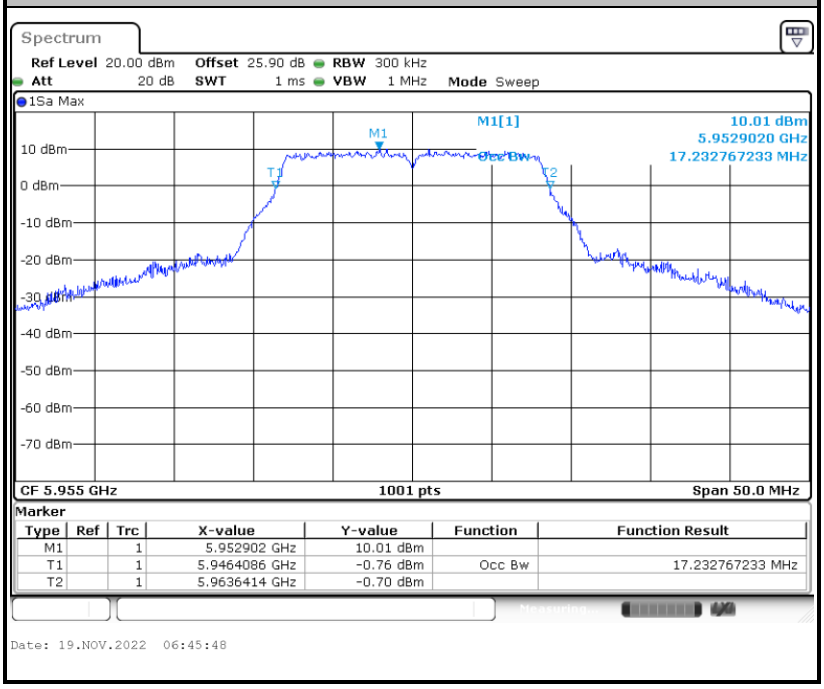

Note: The occupied channel bandwidth is maintained within the band of operation for all of the modulations.

<802.11ax HE20>

26dB Bandwidth

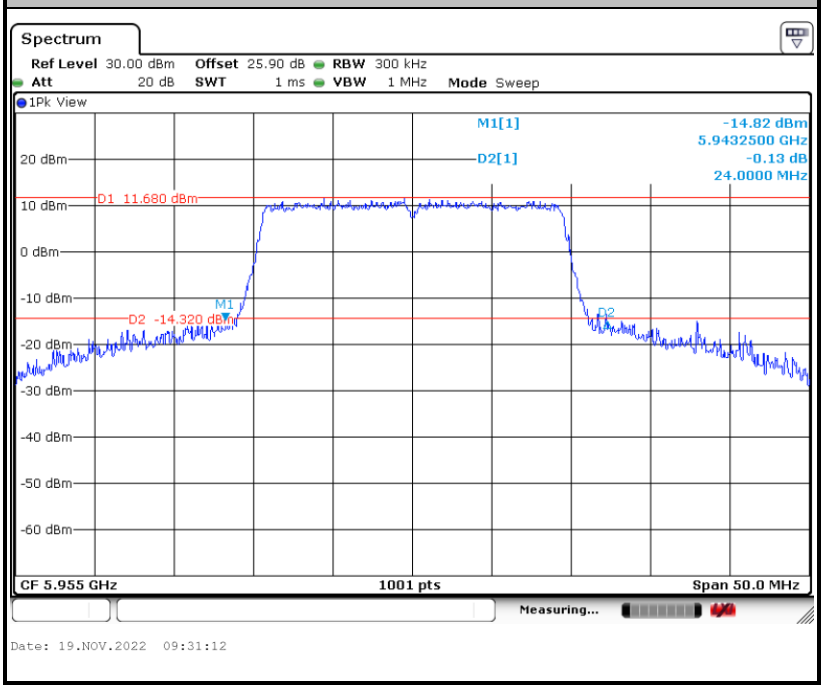

99% Occupied Bandwidth

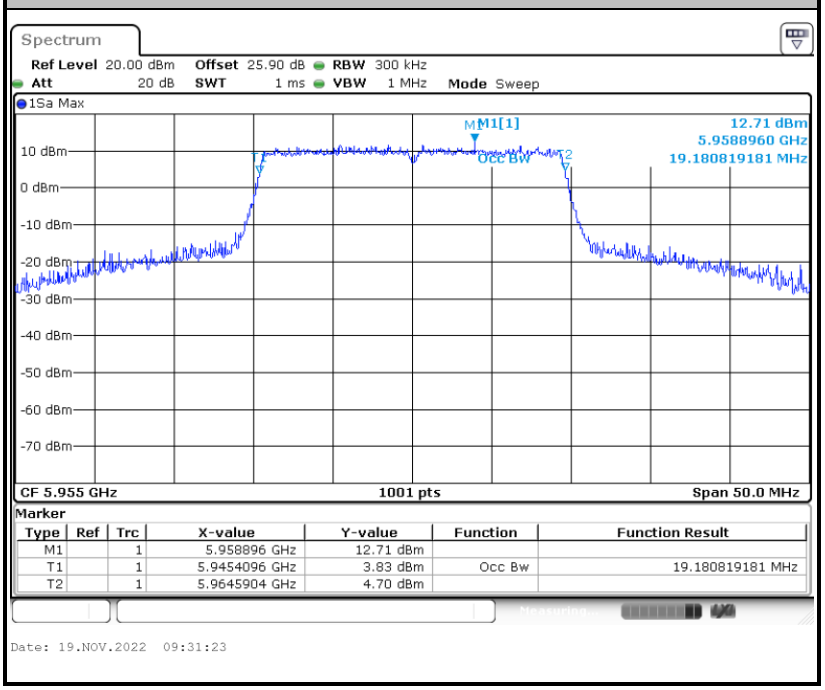

Note: The occupied channel bandwidth is maintained within the band of operation for all of the modulations.

<802.11ax HE40>

26dB Bandwidth

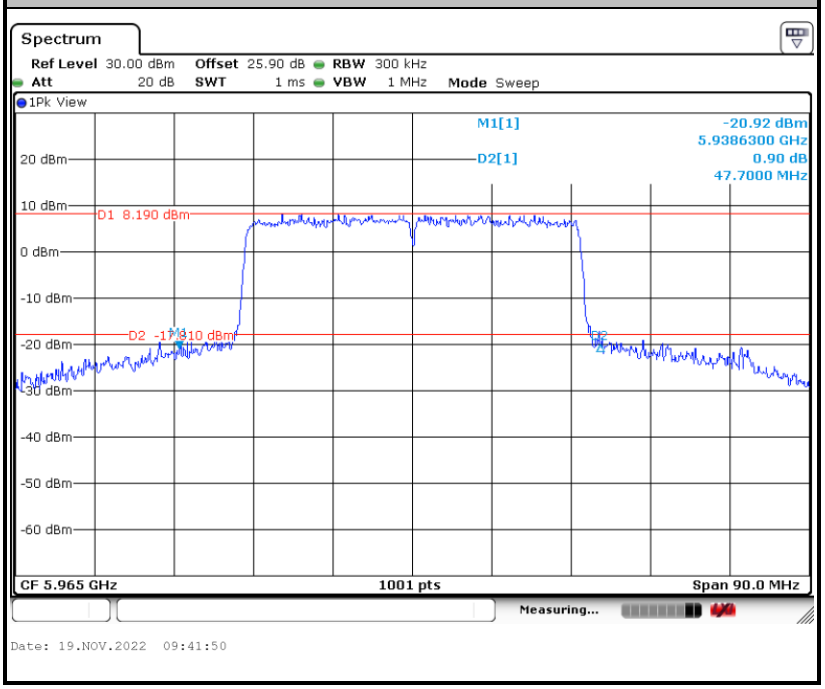

99% Occupied Bandwidth

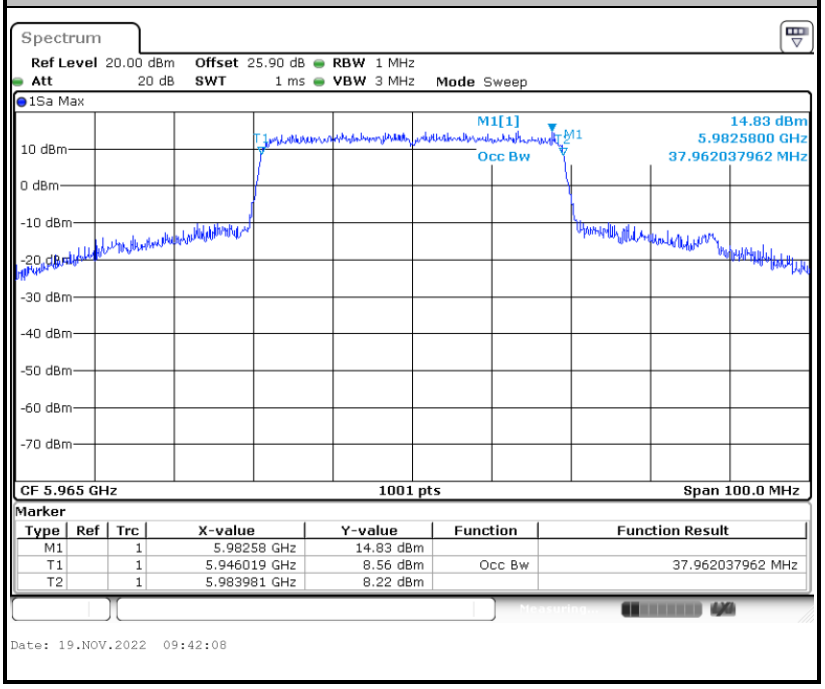

Note: The occupied channel bandwidth is maintained within the band of operation for all of the modulations.

<802.11ax HE80>

26dB Bandwidth

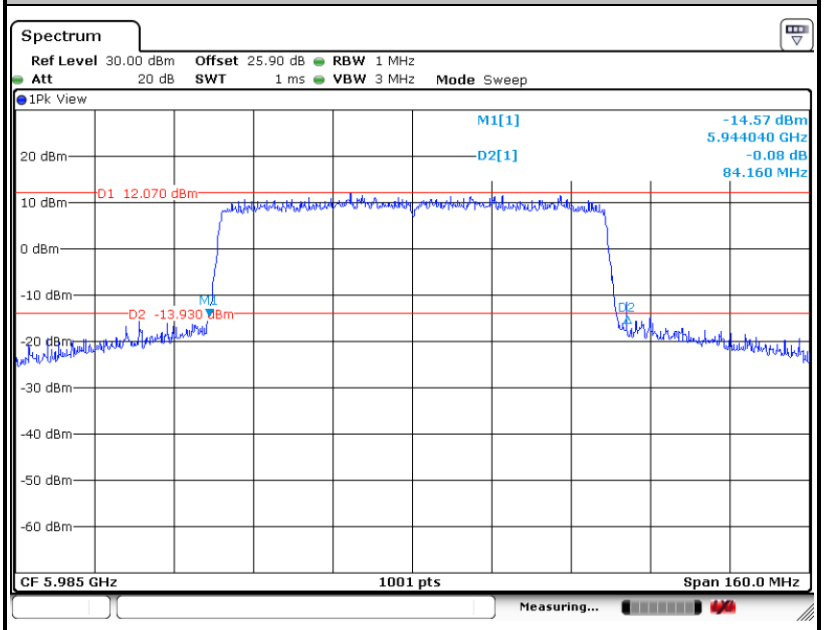

99% Occupied Bandwidth

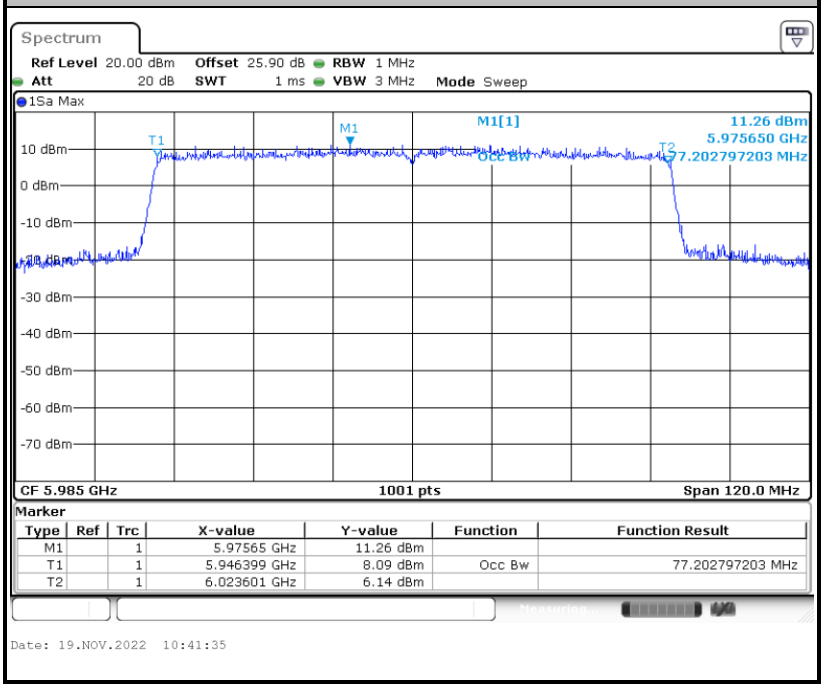

Note: The occupied channel bandwidth is maintained within the band of operation for all of the modulations.

<802.11ax HE160>

26dB Bandwidth

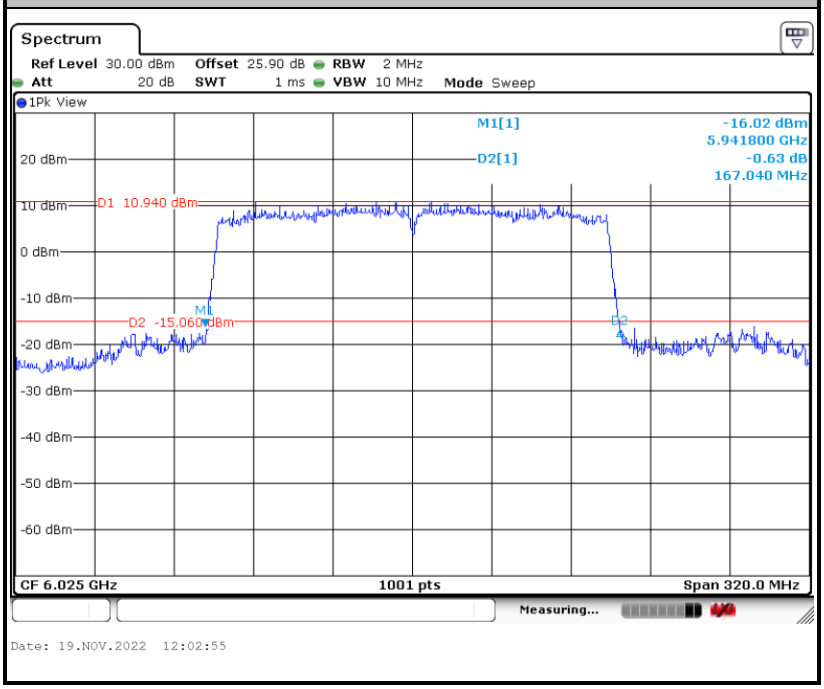

99% Occupied Bandwidth

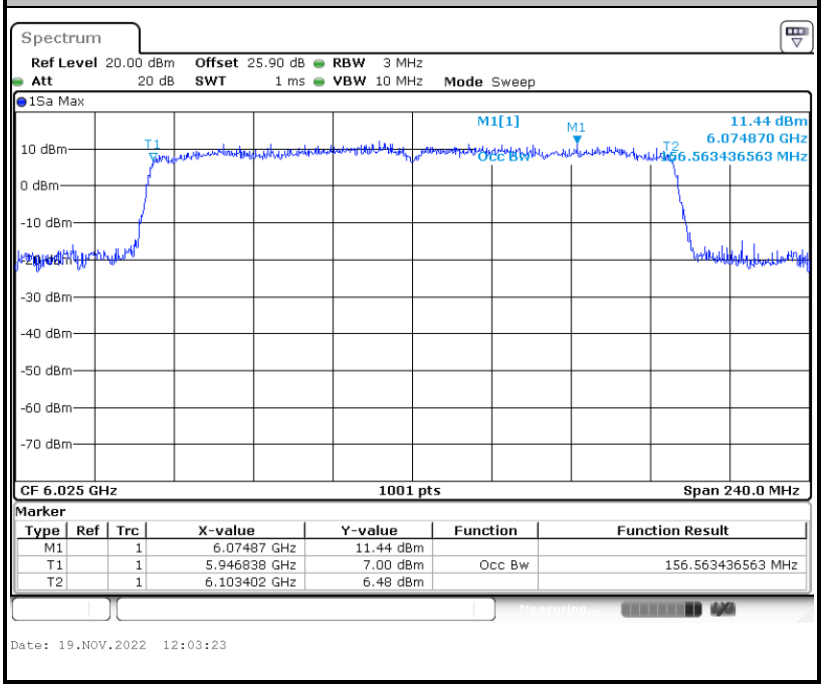

Note: The occupied channel bandwidth is maintained within the band of operation for all of the modulations.

3.2 Fundamental Maximum EIRP Measurement

3.2.1 Limit of Fundamental Maximum EIRP

<FCC 14-30 CFR 15.407>

(a)(7) For client devices, except for fixed client devices as defined in this subpart, operating under the control of a standard power access

point in 5.925-6.425 GHz and 6.525-6.875 GHz bands, the maximum power spectral density must not exceed 17 dBm e.i.r.p. in any 1-megahertz band, and the maximum e.i.r.p. over the frequency band of operation must not exceed 30 dBm and the device must limit its power to no more than 6 dB below its associated standard power access point's authorized transmit power.

3.2.2 Measuring Instruments

Please refer to the measuring equipment list in this test report.

3.2.3 Test Procedures

The testing follows Method PM-G of FCC KDB 789033 D02 General UNII Test Procedures New Rules v02r01.

Method PM-G (Measurement using a gated RF average power meter):

1. Measurement is performed using a wideband RF power meter.
2. The EUT is configured to transmit at its maximum power control level.
3. Measure the average power of the transmitter.
4. Since the measurement is made only during the ON time of the transmitter, no duty cycle correction factor is required.
5. For MIMO mode, calculation method follows FCC KDB 662911 D01 Multiple Transmitter Output v02r01.

3.2.4 Test Setup

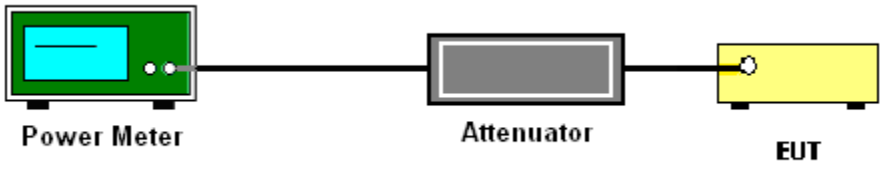

3.2.5 Test Result of Fundamental Maximum EIRP

Please refer to Appendix A.

3.3 Fundamental Power Spectral Density Measurement

3.3.1 Limit of Fundamental Power Spectral Density

<FCC 14-30 CFR 15.407>

(a)(7) For client devices, except for fixed client devices as defined in this subpart, operating under the control of a standard power access point in 5.925-6.425 GHz and 6.525-6.875 GHz bands, the maximum power spectral density must not exceed 17 dBm e.i.r.p. in any 1-megahertz band.

3.3.2 Measuring Instruments

Please refer to the measuring equipment list in this test report.

3.3.3 Test Procedures

The testing follows FCC KDB 789033 D02 General UNII Test Procedures New Rules v02r01.

Section F) Maximum power spectral density.

 # Method SA-2 #

(trace averaging across on and off times of the EUT transmissions, followed by duty cycle correction).

- Measure the duty cycle.
- Set span to encompass the entire emission bandwidth (EBW) of the signal.
- Set RBW = 1 MHz.
- Set VBW ≥ 3 MHz.
- Number of points in sweep ≥ 2 Span / RBW.
- Sweep time = auto.
- Detector = RMS
- Trace average at least 100 traces in power averaging mode.
- Add 10 log(1/x), where x is the duty cycle, to the measured power in order to compute the average power during the actual transmission times. For example, add 10 log(1/0.25) = 6 dB if the duty cycle is 25 percent.

1. The RF output of EUT was connected to the spectrum analyzer by a low loss cable.
2. Each plot has already offset with cable loss, and attenuator loss. Measure the PPSD and record it.
3. For MIMO mode, calculation method follows FCC KDB 662911 D01 Multiple Transmitter Output v02r01.

   Method (a): Measure and sum the spectra across the outputs.

   The total final Power Spectral Density is from a device with 2 transmitter outputs. The spectrum measurements of the individual outputs are all performed with the same span and number of points; the spectrum value in the first spectral bin of output 1 is summed with that in the first spectral bin of output 2 to obtain the value for the first frequency bin of the summed spectrum.

3.3.4 Test Setup

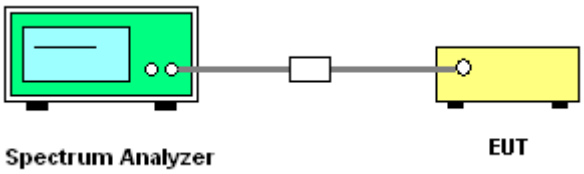

3.3.5 Test Result of Power Spectral Density

Please refer to Appendix A.

<802.11a>

Power Density Plot (dBm/MHz)
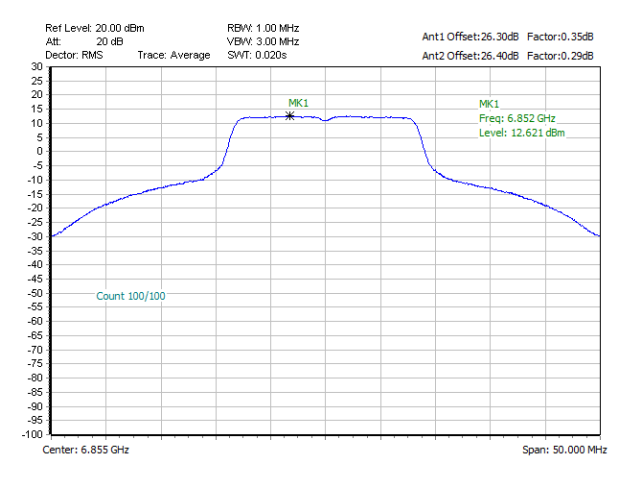

Note:

1. EIRP Power Density (dBm/MHz) = Measured value+ Duty Factor + Directional Gain
2. The test plot is showing a bin by bin combined result mathematically adds two traces.

Power Density Plot Trace 1 (Ant 4)	Power Density Plot Trace 2 (Ant 3)
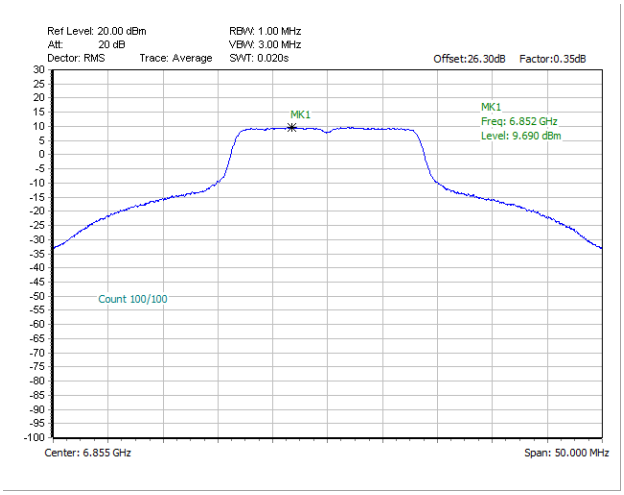	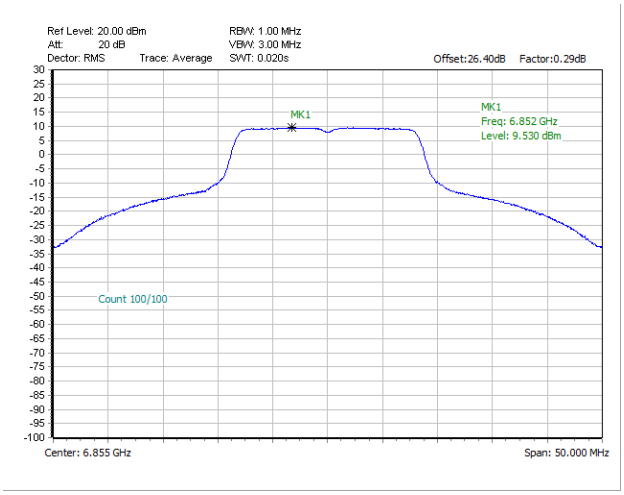

<802.11ax HE20>

Power Density Plot (dBm/MHz)

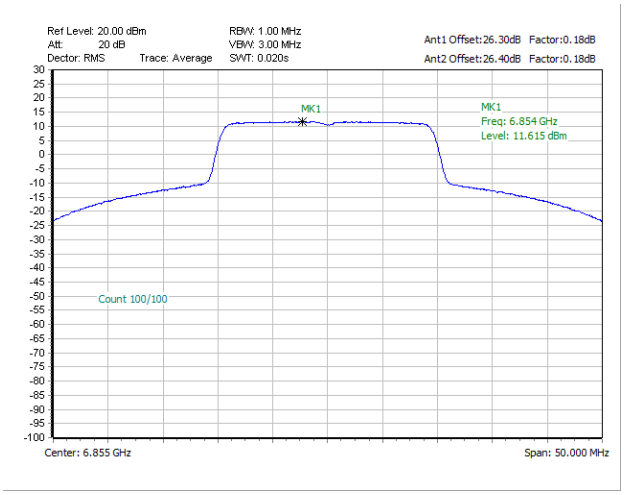

Note:

1. EIRP Power Density (dBm/MHz) = Measured value+ Duty Factor + Directional Gain
2. The test plot is showing a bin by bin combined result mathematically adds two traces.

Power Density Plot Trace 1 (Ant 4)	Power Density Plot Trace 2 (Ant 3)
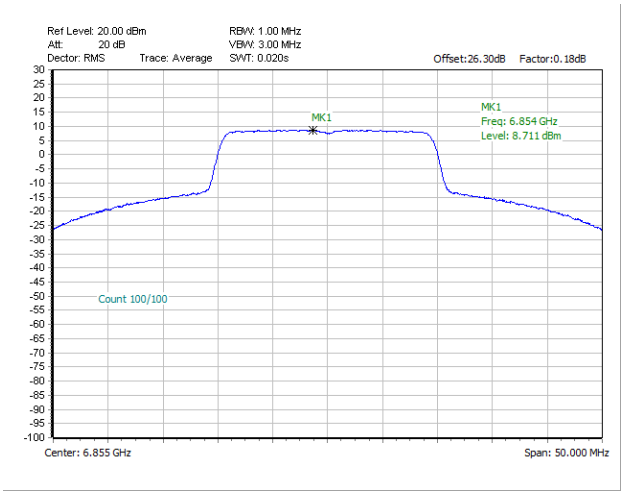	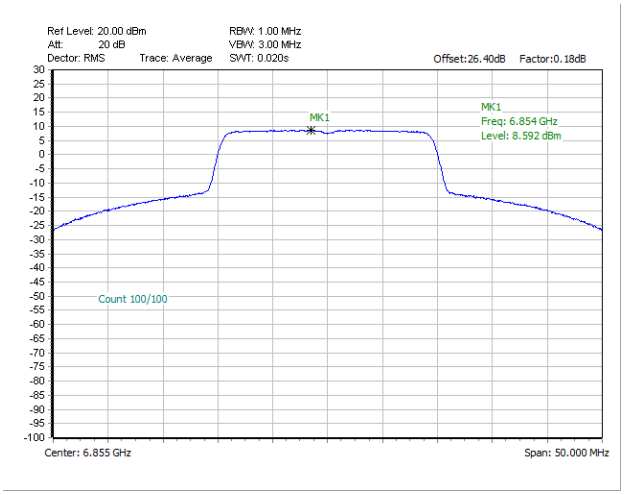

<802.11ax HE40>

Power Density Plot (dBm/MHz)

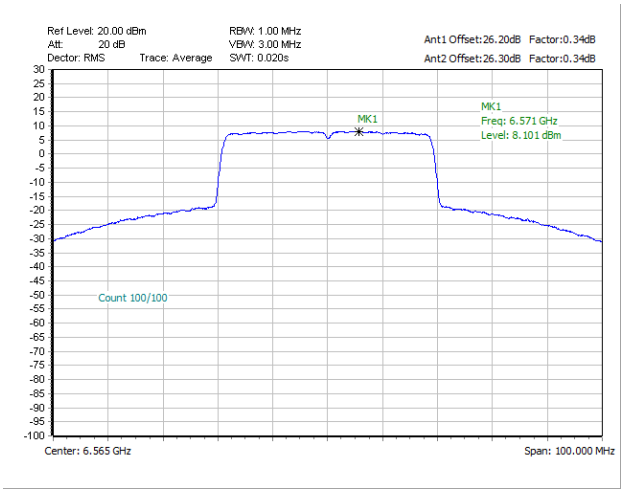

Note:

1. EIRP Power Density (dBm/MHz) = Measured value+ Duty Factor + Directional Gain
2. The test plot is showing a bin by bin combined result mathematically adds two traces.

Power Density Plot Trace 1 (Ant 4)	Power Density Plot Trace 2 (Ant 3)
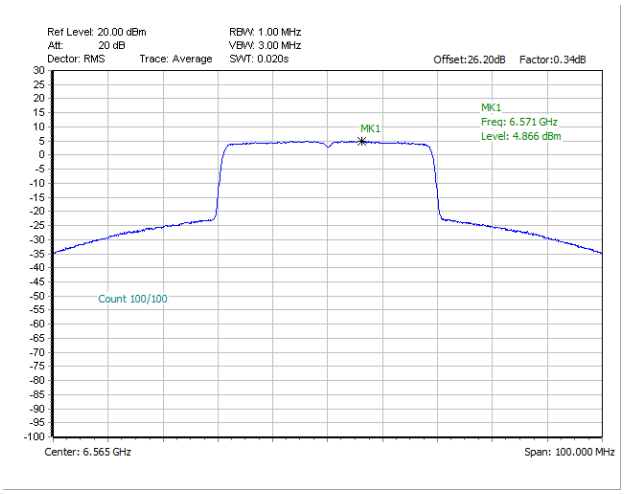	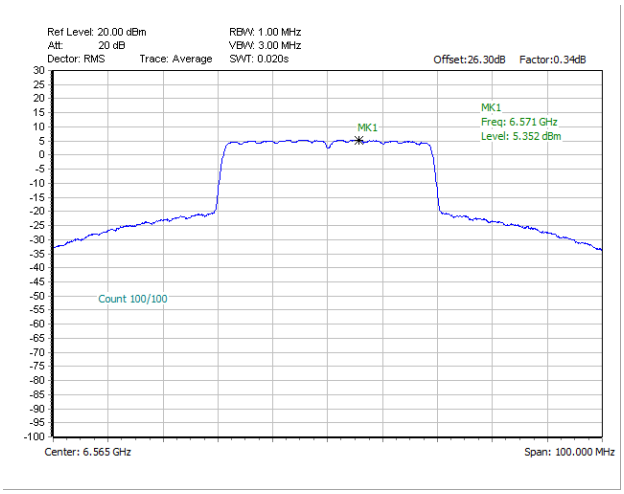

<802.11ax HE80>

Power Density Plot (dBm/MHz)

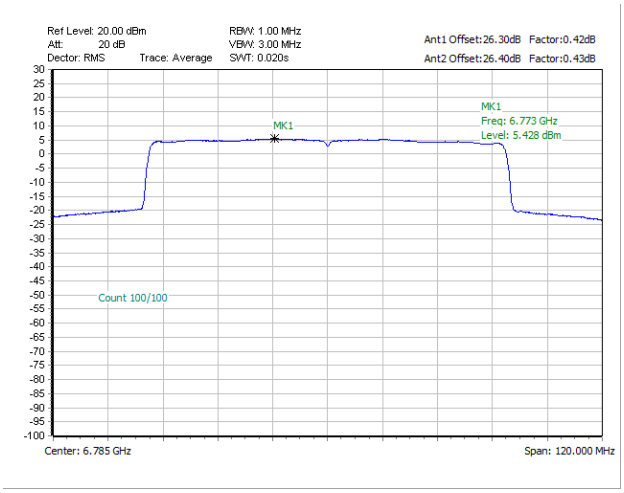

Note:

1. EIRP Power Density (dBm/MHz) = Measured value+ Duty Factor + Directional Gain
2. The test plot is showing a bin by bin combined result mathematically adds two traces.

Power Density Plot Trace 1 (Ant 4)	Power Density Plot Trace 2 (Ant 3)
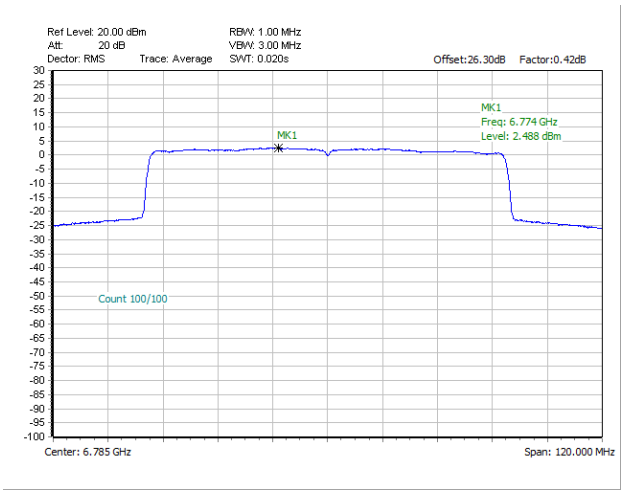	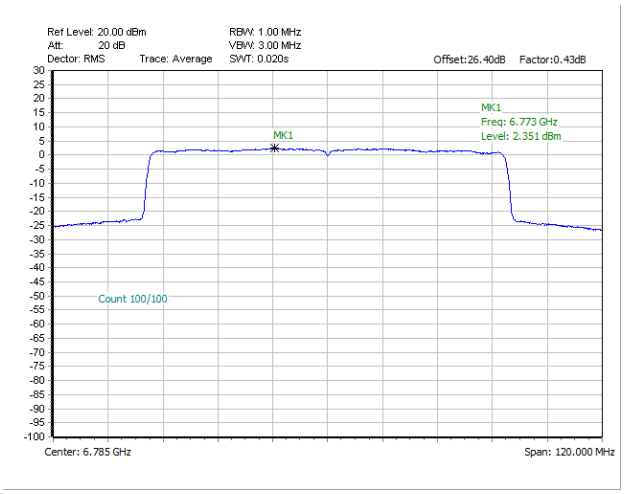

<802.11ax HE160>

Power Density Plot (dBm/MHz)

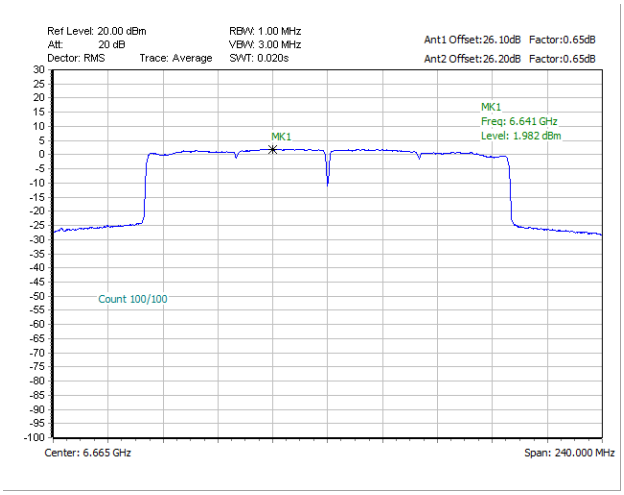

Note:

1. EIRP Power Density (dBm/MHz) = Measured value+ Duty Factor + Directional Gain
2. The test plot is showing a bin by bin combined result mathematically adds two traces.

Power Density Plot Trace 1 (Ant 4)	Power Density Plot Trace 2 (Ant 3)
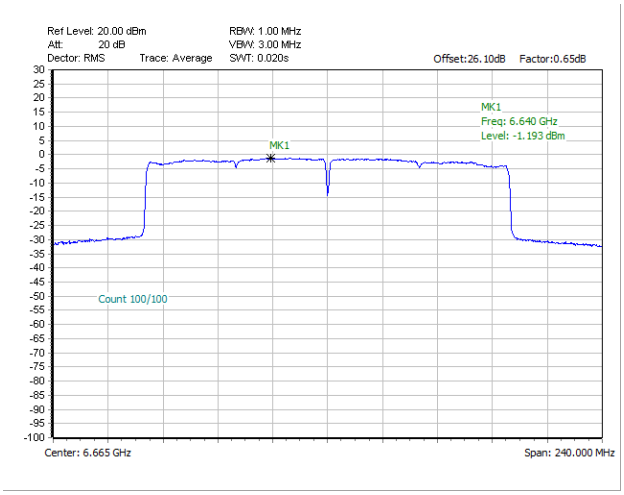	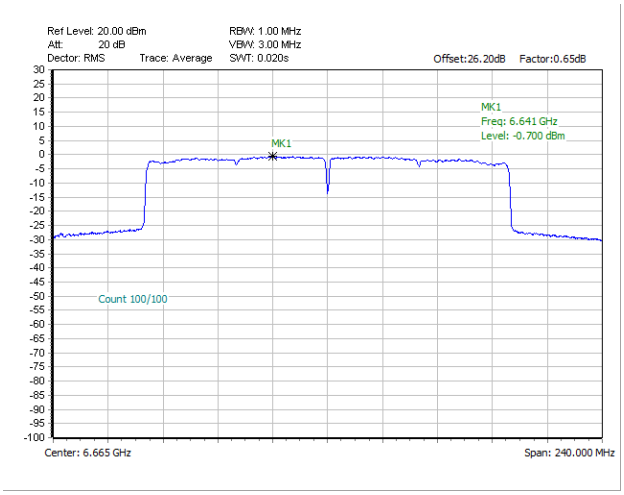

3.4 In-Band Emissions (Channel Mask)

3.4.1 Limit of Unwanted Emissions

<FCC 14-30 CFR 15.407>

(a)(6) For transmitters operating within the 5.925-7.125 GHz bands: Power spectral density must be suppressed by 20 dB at 1 MHz outside of channel edge, by 28 dB at one channel bandwidth from the channel center, and by 40 dB at one- and one-half times the channel bandwidth away from channel center. At frequencies between one megahertz outside an unlicensed device's channel edge and one channel bandwidth from the center of the channel, the limits must be linearly interpolated between 20 dB and 28 dB suppression, and at frequencies between one and one- and one-half times an unlicensed device's channel bandwidth, the limits must be linearly interpolated between 28 dB and 40 dB suppression. Emissions removed from the channel center by more than one- and one-half times the channel bandwidth must be suppressed by at least 40 dB.

3.4.2 Measuring Instruments

Please refer to the measuring equipment list in this test report.

3.4.3 Test Procedures

The testing follows FCC KDB 987594 D02 U-NII 6GHz EMC Measurement v01.

Section J) In-Band Emissions.

1. Take nominal bandwidth as reference channel bandwidth provided that 26 dB emission bandwidth is always larger than nominal bandwidth
2. Measure the power spectral density (which will be used for emissions mask reference) using the following procedure:

   a) Set the span to encompass the entire 26 dB EBW of the signal.

   b) Set RBW = same RBW used for 26 dB EBW measurement.

   c) Set VBW ≥ 3 X RBW

   d) Number of points in sweep ≥ [2 X span / RBW].

   e) Sweep time = auto.

   f) Detector = RMS (i.e., power averaging)

   g) Trace average at least 100 traces in power averaging (rms) mode.

   h) Use the peak search function on the instrument to find the peak of the spectrum.
3. Using the measuring equipment limit line function, develop the emissions mask based on the following requirements. The emissions power spectral density must be reduced below the peak power spectral density (in dB) as follows:

   a. Suppressed by 20 dB at 1 MHz outside of the channel edge.

   b. Suppressed by 28 dB at one channel bandwidth from the channel center.

   c. Suppressed by 40 dB at one- and one-half times the channel bandwidth from the channel center.
4. Adjust the span to encompass the entire mask as necessary.
5. Clear trace.
6. Trace average at least 100 traces in power averaging (rms) mode.
7. Adjust the reference level as necessary so that the crest of the channel touches the top of the emission mask.

3.4.4 Test Setup

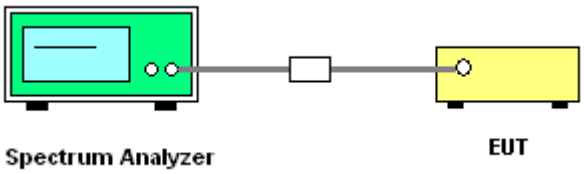

3.4.5 Test Result

MIMO <Ant. 4+3(4)>

EUT Mode :	802.11a

Plot on Channel 5955MHz

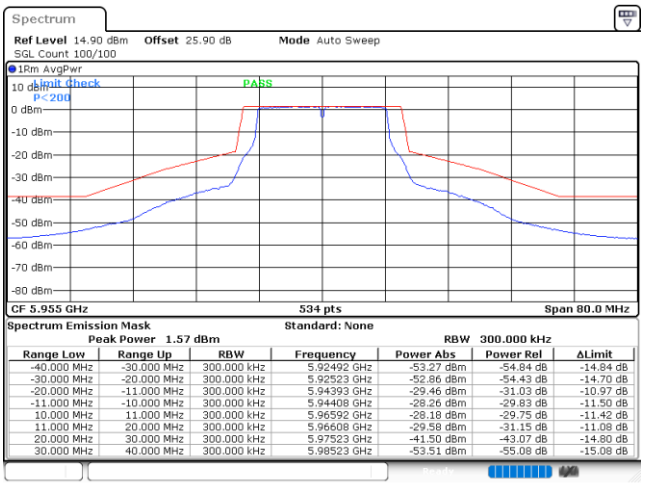

Spectrum Emission Mask Standard: None
Peak Power 1.57 dBm RBW 300.000 kHz

Range Low	Range Up	RBW	Frequency	Power Abs	Power Rel	ΔLimit
-40.000 MHz	-30.000 MHz	300.000 kHz	5.92492 GHz	-53.27 dBm	-54.84 dB	-14.84 dB
-30.000 MHz	-20.000 MHz	300.000 kHz	5.92523 GHz	-52.86 dBm	-54.43 dB	-14.70 dB
-20.000 MHz	-11.000 MHz	300.000 kHz	5.94393 GHz	-29.46 dBm	-31.03 dB	-10.97 dB
-11.000 MHz	-10.000 MHz	300.000 kHz	5.94408 GHz	-28.26 dBm	-29.83 dB	-11.50 dB
10.000 MHz	11.000 MHz	300.000 kHz	5.96592 GHz	-28.18 dBm	-29.75 dB	-11.42 dB
11.000 MHz	20.000 MHz	300.000 kHz	5.96608 GHz	-29.58 dBm	-31.15 dB	-11.08 dB
20.000 MHz	30.000 MHz	300.000 kHz	5.97523 GHz	-41.50 dBm	-43.07 dB	-14.80 dB
30.000 MHz	40.000 MHz	300.000 kHz	5.98523 GHz	-53.51 dBm	-55.08 dB	-15.08 dB

Date: 19.NOV.2022 06:46:37

Plot on Channel 6195MHz

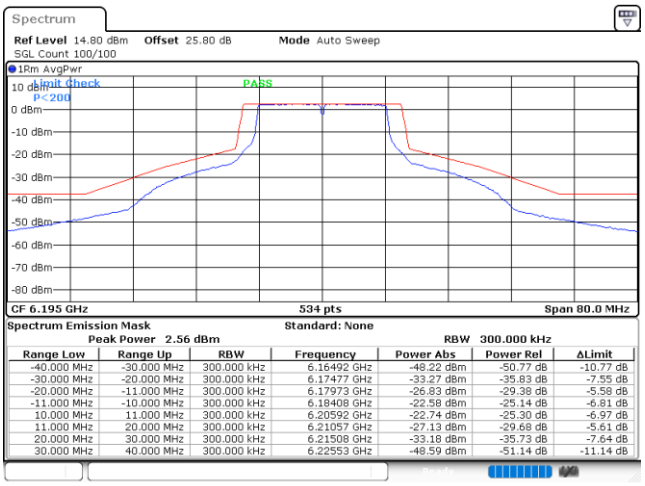

Spectrum Emission Mask Standard: None
Peak Power 2.56 dBm RBW 300.000 kHz

Range Low	Range Up	RBW	Frequency	Power Abs	Power Rel	ΔLimit
-40.000 MHz	-30.000 MHz	300.000 kHz	6.16492 GHz	-48.22 dBm	-50.77 dB	-10.77 dB
-30.000 MHz	-20.000 MHz	300.000 kHz	6.17477 GHz	-33.27 dBm	-35.83 dB	-7.55 dB
-20.000 MHz	-11.000 MHz	300.000 kHz	6.17973 GHz	-26.83 dBm	-29.38 dB	-5.58 dB
-11.000 MHz	-10.000 MHz	300.000 kHz	6.18408 GHz	-22.58 dBm	-25.14 dB	-6.81 dB
10.000 MHz	11.000 MHz	300.000 kHz	6.20592 GHz	-22.74 dBm	-25.30 dB	-6.97 dB
11.000 MHz	20.000 MHz	300.000 kHz	6.21057 GHz	-27.13 dBm	-29.68 dB	-5.61 dB
20.000 MHz	30.000 MHz	300.000 kHz	6.21508 GHz	-33.18 dBm	-35.73 dB	-7.64 dB
30.000 MHz	40.000 MHz	300.000 kHz	6.22553 GHz	-48.59 dBm	-51.14 dB	-11.14 dB

Date: 19.NOV.2022 06:56:44

Plot on Channel 6415MHz

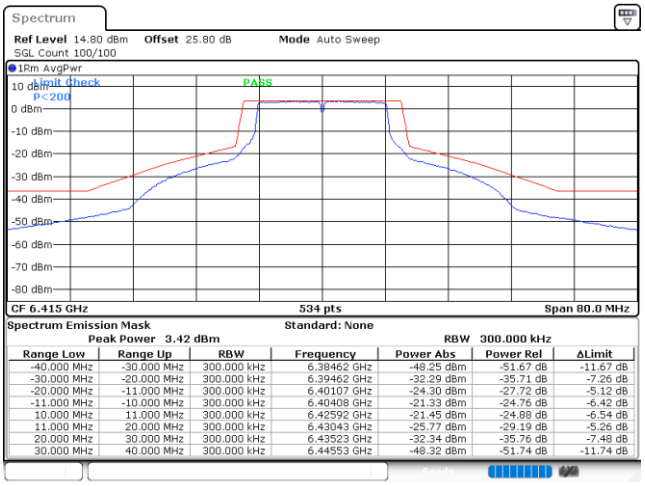

Spectrum Emission Mask Standard: None
Peak Power 3.42 dBm RBW 300.000 kHz

Range Low	Range Up	RBW	Frequency	Power Abs	Power Rel	ΔLimit
-40.000 MHz	-30.000 MHz	300.000 kHz	6.38462 GHz	-48.25 dBm	-51.67 dB	-11.67 dB
-30.000 MHz	-20.000 MHz	300.000 kHz	6.39462 GHz	-32.29 dBm	-35.71 dB	-7.26 dB
-20.000 MHz	-11.000 MHz	300.000 kHz	6.40107 GHz	-24.30 dBm	-27.72 dB	-5.12 dB
-11.000 MHz	-10.000 MHz	300.000 kHz	6.40408 GHz	-21.33 dBm	-24.76 dB	-6.42 dB
10.000 MHz	11.000 MHz	300.000 kHz	6.42592 GHz	-21.45 dBm	-24.88 dB	-6.54 dB
11.000 MHz	20.000 MHz	300.000 kHz	6.43043 GHz	-25.77 dBm	-29.19 dB	-5.26 dB
20.000 MHz	30.000 MHz	300.000 kHz	6.43523 GHz	-32.34 dBm	-35.76 dB	-7.48 dB
30.000 MHz	40.000 MHz	300.000 kHz	6.44553 GHz	-48.32 dBm	-51.74 dB	-11.74 dB

Date: 19.NOV.2022 07:06:51

Plot on Channel 6535MHz

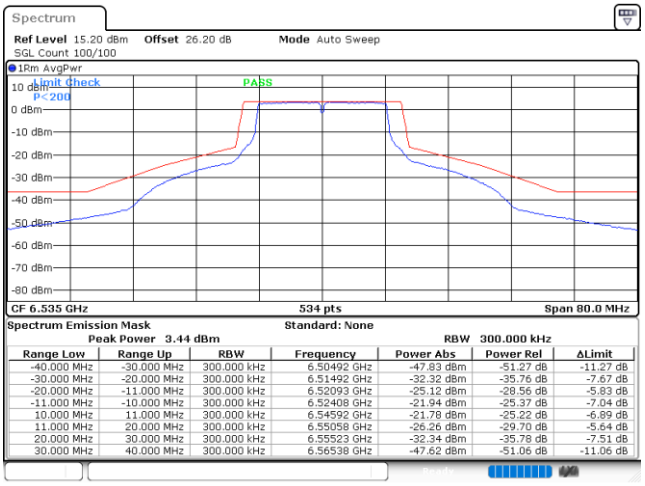

Spectrum Emission Mask Standard: None
Peak Power 3.44 dBm RBW 300.000 kHz

Range Low	Range Up	RBW	Frequency	Power Abs	Power Rel	ΔLimit
-40.000 MHz	-30.000 MHz	300.000 kHz	6.50492 GHz	-47.83 dBm	-51.27 dB	-11.27 dB
-30.000 MHz	-20.000 MHz	300.000 kHz	6.51492 GHz	-32.32 dBm	-35.76 dB	-7.67 dB
-20.000 MHz	-11.000 MHz	300.000 kHz	6.52093 GHz	-25.12 dBm	-28.56 dB	-5.83 dB
-11.000 MHz	-10.000 MHz	300.000 kHz	6.52408 GHz	-21.94 dBm	-25.37 dB	-7.04 dB
10.000 MHz	11.000 MHz	300.000 kHz	6.54592 GHz	-21.78 dBm	-25.22 dB	-6.89 dB
11.000 MHz	20.000 MHz	300.000 kHz	6.55058 GHz	-26.26 dBm	-29.70 dB	-5.64 dB
20.000 MHz	30.000 MHz	300.000 kHz	6.55523 GHz	-32.34 dBm	-35.78 dB	-7.51 dB
30.000 MHz	40.000 MHz	300.000 kHz	6.56538 GHz	-47.62 dBm	-51.06 dB	-11.06 dB

Date: 19.NOV.2022 07:20:53

Plot on Channel 6695MHz

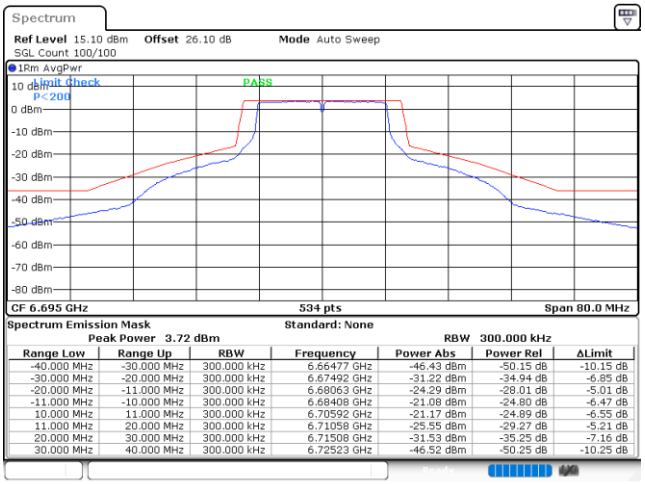

Spectrum Emission Mask Standard: None

Peak Power 3.72 dBm RBW 300.000 kHz

Range Low	Range Up	RBW	Frequency	Power Abs	Power Rel	ΔLimit
-40.000 MHz	-30.000 MHz	300.000 kHz	6.66477 GHz	-46.43 dBm	-50.15 dB	-10.15 dB
-30.000 MHz	-20.000 MHz	300.000 kHz	6.67492 GHz	-31.22 dBm	-34.94 dB	-6.85 dB
-20.000 MHz	-11.000 MHz	300.000 kHz	6.68063 GHz	-24.29 dBm	-28.01 dB	-5.01 dB
-11.000 MHz	-10.000 MHz	300.000 kHz	6.68408 GHz	-21.08 dBm	-24.80 dB	-6.47 dB
10.000 MHz	11.000 MHz	300.000 kHz	6.70592 GHz	-21.17 dBm	-24.89 dB	-6.55 dB
11.000 MHz	20.000 MHz	300.000 kHz	6.71058 GHz	-25.55 dBm	-29.27 dB	-5.21 dB
20.000 MHz	30.000 MHz	300.000 kHz	6.71508 GHz	-31.53 dBm	-35.25 dB	-7.16 dB
30.000 MHz	40.000 MHz	300.000 kHz	6.72523 GHz	-46.52 dBm	-50.25 dB	-10.25 dB

Date: 19.NOV.2022 07:42:17

Plot on Channel 6855MHz

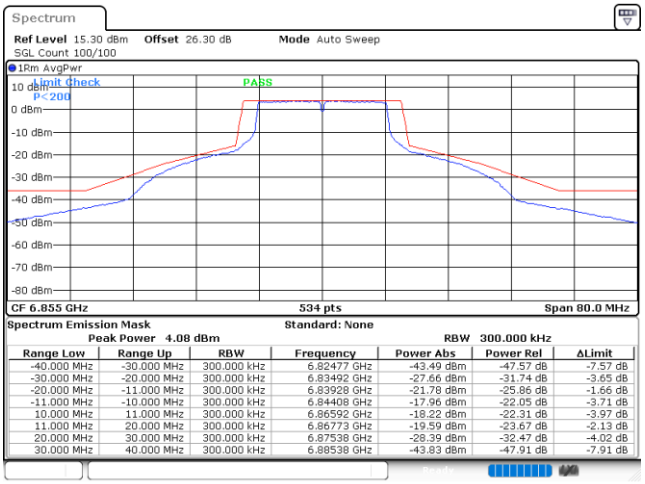

Spectrum Emission Mask Standard: None

Peak Power 4.08 dBm RBW 300.000 kHz

Range Low	Range Up	RBW	Frequency	Power Abs	Power Rel	ΔLimit
-40.000 MHz	-30.000 MHz	300.000 kHz	6.82477 GHz	-43.49 dBm	-47.57 dB	-7.57 dB
-30.000 MHz	-20.000 MHz	300.000 kHz	6.83492 GHz	-27.66 dBm	-31.74 dB	-3.65 dB
-20.000 MHz	-11.000 MHz	300.000 kHz	6.83928 GHz	-21.78 dBm	-25.86 dB	-1.66 dB
-11.000 MHz	-10.000 MHz	300.000 kHz	6.84408 GHz	-17.96 dBm	-22.05 dB	-3.71 dB
10.000 MHz	11.000 MHz	300.000 kHz	6.86592 GHz	-18.22 dBm	-22.31 dB	-3.97 dB
11.000 MHz	20.000 MHz	300.000 kHz	6.86773 GHz	-19.59 dBm	-23.67 dB	-2.13 dB
20.000 MHz	30.000 MHz	300.000 kHz	6.87538 GHz	-28.39 dBm	-32.47 dB	-4.02 dB
30.000 MHz	40.000 MHz	300.000 kHz	6.88538 GHz	-43.83 dBm	-47.91 dB	-7.91 dB

Date: 19.NOV.2022 07:52:53

EUT Mode :	802.11ax HE20 Full RU

Plot on Channel 5955MHz

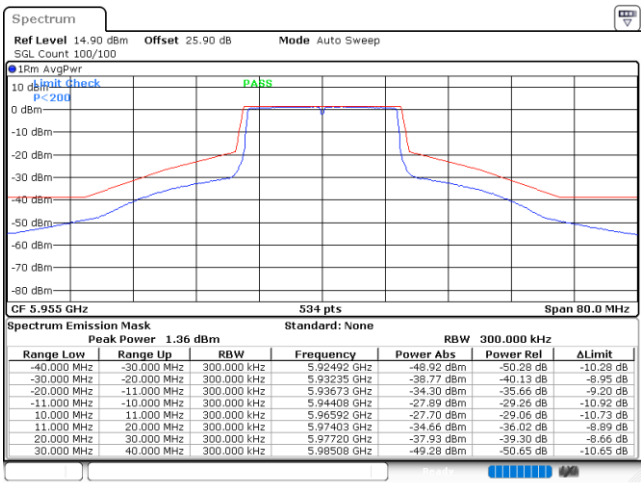

Spectrum Emission Mask Standard: None

Peak Power 1.36 dBm RBW 300.000 kHz

Range Low	Range Up	RBW	Frequency	Power Abs	Power Rel	ΔLimit
-40.000 MHz	-30.000 MHz	300.000 kHz	5.92492 GHz	-48.92 dBm	-50.28 dB	-10.28 dB
-30.000 MHz	-20.000 MHz	300.000 kHz	5.93235 GHz	-38.77 dBm	-40.13 dB	-8.95 dB
-20.000 MHz	-11.000 MHz	300.000 kHz	5.93673 GHz	-34.30 dBm	-35.66 dB	-9.20 dB
-11.000 MHz	-10.000 MHz	300.000 kHz	5.94408 GHz	-27.89 dBm	-29.26 dB	-10.92 dB
10.000 MHz	11.000 MHz	300.000 kHz	5.96592 GHz	-27.70 dBm	-29.06 dB	-10.73 dB
11.000 MHz	20.000 MHz	300.000 kHz	5.97403 GHz	-34.66 dBm	-36.02 dB	-8.89 dB
20.000 MHz	30.000 MHz	300.000 kHz	5.97720 GHz	-37.93 dBm	-39.30 dB	-8.66 dB
30.000 MHz	40.000 MHz	300.000 kHz	5.98508 GHz	-49.28 dBm	-50.65 dB	-10.65 dB

Date: 19.NOV.2022 09:32:43

Plot on Channel 6195MHz

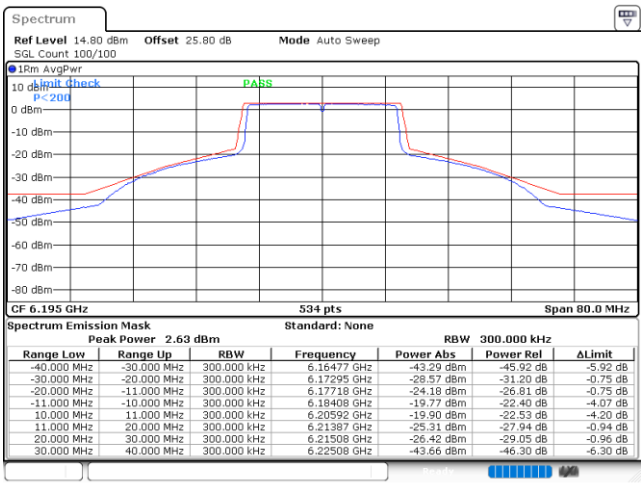

Spectrum Emission Mask Standard: None

Peak Power 2.63 dBm RBW 300.000 kHz

Range Low	Range Up	RBW	Frequency	Power Abs	Power Rel	ΔLimit
-40.000 MHz	-30.000 MHz	300.000 kHz	6.16477 GHz	-43.29 dBm	-45.92 dB	-5.92 dB
-30.000 MHz	-20.000 MHz	300.000 kHz	6.17295 GHz	-28.57 dBm	-31.20 dB	-0.75 dB
-20.000 MHz	-11.000 MHz	300.000 kHz	6.17718 GHz	-24.18 dBm	-26.81 dB	-0.75 dB
-11.000 MHz	-10.000 MHz	300.000 kHz	6.18408 GHz	-19.77 dBm	-22.40 dB	-4.07 dB
10.000 MHz	11.000 MHz	300.000 kHz	6.20592 GHz	-19.90 dBm	-22.53 dB	-4.20 dB
11.000 MHz	20.000 MHz	300.000 kHz	6.21387 GHz	-25.31 dBm	-27.94 dB	-0.94 dB
20.000 MHz	30.000 MHz	300.000 kHz	6.21508 GHz	-26.42 dBm	-29.05 dB	-0.96 dB
30.000 MHz	40.000 MHz	300.000 kHz	6.22508 GHz	-43.66 dBm	-46.30 dB	-6.30 dB

Date: 19.NOV.2022 09:16:33

Plot on Channel 6415MHz

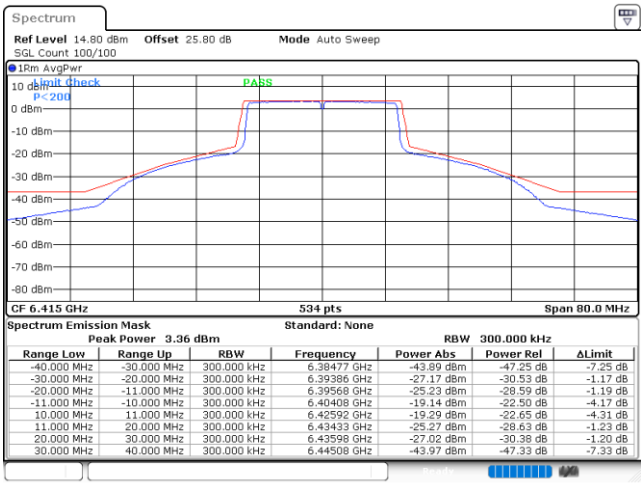

Spectrum Emission Mask Standard: None

Peak Power 3.36 dBm RBW 300.000 kHz

Range Low	Range Up	RBW	Frequency	Power Abs	Power Rel	ΔLimit
-40.000 MHz	-30.000 MHz	300.000 kHz	6.38477 GHz	-43.89 dBm	-47.25 dB	-7.25 dB
-30.000 MHz	-20.000 MHz	300.000 kHz	6.39386 GHz	-27.17 dBm	-30.53 dB	-1.17 dB
-20.000 MHz	-11.000 MHz	300.000 kHz	6.39568 GHz	-25.23 dBm	-28.59 dB	-1.19 dB
-11.000 MHz	-10.000 MHz	300.000 kHz	6.40408 GHz	-19.14 dBm	-22.50 dB	-4.17 dB
10.000 MHz	11.000 MHz	300.000 kHz	6.42592 GHz	-19.29 dBm	-22.65 dB	-4.31 dB
11.000 MHz	20.000 MHz	300.000 kHz	6.43433 GHz	-25.27 dBm	-28.63 dB	-1.23 dB
20.000 MHz	30.000 MHz	300.000 kHz	6.43598 GHz	-27.02 dBm	-30.38 dB	-1.20 dB
30.000 MHz	40.000 MHz	300.000 kHz	6.44508 GHz	-43.97 dBm	-47.33 dB	-7.33 dB

Date: 19.NOV.2022 08:55:40

Plot on Channel 6535MHz

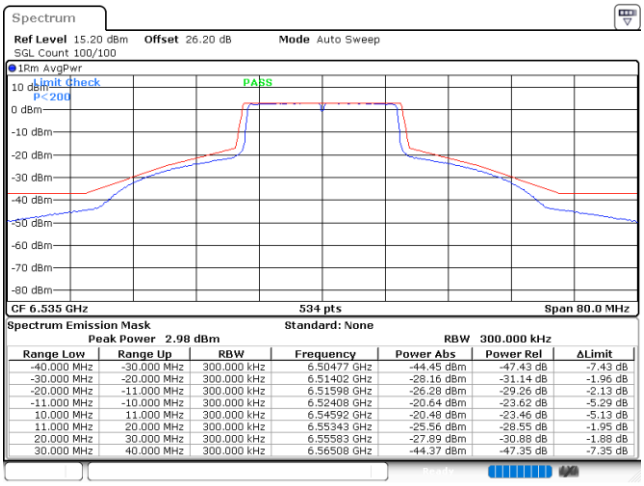

Spectrum Emission Mask Standard: None

Peak Power 2.98 dBm RBW 300.000 kHz

Range Low	Range Up	RBW	Frequency	Power Abs	Power Rel	ΔLimit
-40.000 MHz	-30.000 MHz	300.000 kHz	6.50477 GHz	-44.45 dBm	-47.43 dB	-7.43 dB
-30.000 MHz	-20.000 MHz	300.000 kHz	6.51402 GHz	-28.16 dBm	-31.14 dB	-1.96 dB
-20.000 MHz	-11.000 MHz	300.000 kHz	6.51598 GHz	-26.28 dBm	-29.26 dB	-2.13 dB
-11.000 MHz	-10.000 MHz	300.000 kHz	6.52408 GHz	-20.64 dBm	-23.62 dB	-5.29 dB
10.000 MHz	11.000 MHz	300.000 kHz	6.54592 GHz	-20.48 dBm	-23.46 dB	-5.13 dB
11.000 MHz	20.000 MHz	300.000 kHz	6.55343 GHz	-25.56 dBm	-28.55 dB	-1.95 dB
20.000 MHz	30.000 MHz	300.000 kHz	6.55583 GHz	-27.89 dBm	-30.88 dB	-1.88 dB
30.000 MHz	40.000 MHz	300.000 kHz	6.56508 GHz	-44.37 dBm	-47.35 dB	-7.35 dB

Date: 19.NOV.2022 08:23:31

Plot on Channel 6695MHz

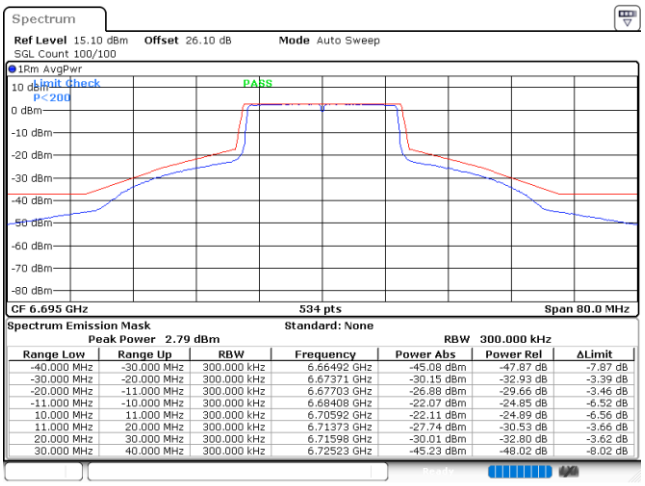

Range Low	Range Up	RBW	Frequency	Power Abs	Power Rel	ΔLimit
-40.000 MHz	-30.000 MHz	300.000 kHz	6.66492 GHz	-45.08 dBm	-47.87 dB	-7.87 dB
-30.000 MHz	-20.000 MHz	300.000 kHz	6.67371 GHz	-30.15 dBm	-32.93 dB	-3.39 dB
-20.000 MHz	-11.000 MHz	300.000 kHz	6.67703 GHz	-26.88 dBm	-29.66 dB	-3.46 dB
-11.000 MHz	-10.000 MHz	300.000 kHz	6.68408 GHz	-22.07 dBm	-24.85 dB	-6.52 dB
10.000 MHz	11.000 MHz	300.000 kHz	6.70592 GHz	-22.11 dBm	-24.89 dB	-6.56 dB
11.000 MHz	20.000 MHz	300.000 kHz	6.71373 GHz	-27.74 dBm	-30.53 dB	-3.66 dB
20.000 MHz	30.000 MHz	300.000 kHz	6.71598 GHz	-30.01 dBm	-32.80 dB	-3.62 dB
30.000 MHz	40.000 MHz	300.000 kHz	6.72523 GHz	-45.23 dBm	-48.02 dB	-8.02 dB

Date: 19.NOV.2022 08:18:11

Plot on Channel 6855MHz

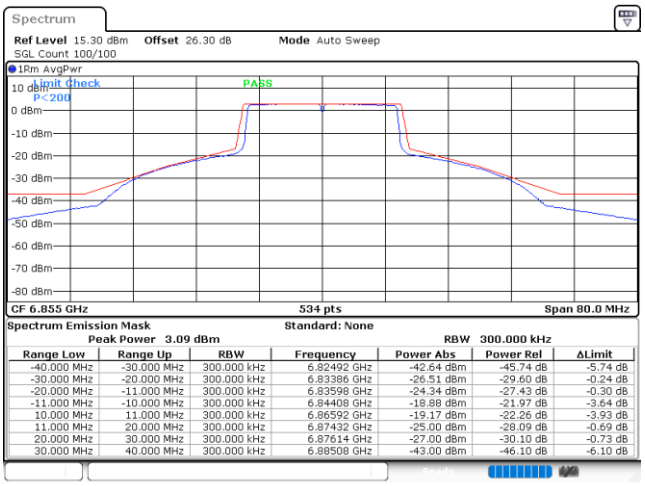

Range Low	Range Up	RBW	Frequency	Power Abs	Power Rel	ΔLimit
-40.000 MHz	-30.000 MHz	300.000 kHz	6.82492 GHz	-42.64 dBm	-45.74 dB	-5.74 dB
-30.000 MHz	-20.000 MHz	300.000 kHz	6.83386 GHz	-26.51 dBm	-29.60 dB	-0.24 dB
-20.000 MHz	-11.000 MHz	300.000 kHz	6.83598 GHz	-24.34 dBm	-27.43 dB	-0.30 dB
-11.000 MHz	-10.000 MHz	300.000 kHz	6.84408 GHz	-18.88 dBm	-21.97 dB	-3.64 dB
10.000 MHz	11.000 MHz	300.000 kHz	6.86592 GHz	-19.17 dBm	-22.26 dB	-3.93 dB
11.000 MHz	20.000 MHz	300.000 kHz	6.87432 GHz	-25.00 dBm	-28.09 dB	-0.69 dB
20.000 MHz	30.000 MHz	300.000 kHz	6.87614 GHz	-27.00 dBm	-30.10 dB	-0.73 dB
30.000 MHz	40.000 MHz	300.000 kHz	6.88508 GHz	-43.00 dBm	-46.10 dB	-6.10 dB

Date: 19.NOV.2022 08:03:09

EUT Mode :	802.11ax HE20 26RU

Plot on Channel 5955MHz

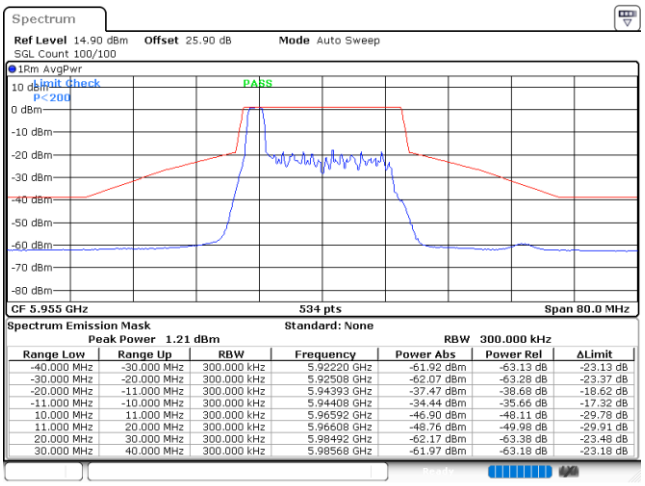

Spectrum Emission Mask Standard: None
Peak Power 1.21 dBm RBW 300.000 kHz

Range Low	Range Up	RBW	Frequency	Power Abs	Power Rel	ΔLimit
-40.000 MHz	-30.000 MHz	300.000 kHz	5.92220 GHz	-61.92 dBm	-63.13 dB	-23.13 dB
-30.000 MHz	-20.000 MHz	300.000 kHz	5.92508 GHz	-62.07 dBm	-63.28 dB	-23.37 dB
-20.000 MHz	-11.000 MHz	300.000 kHz	5.94393 GHz	-37.47 dBm	-38.68 dB	-18.62 dB
-11.000 MHz	-10.000 MHz	300.000 kHz	5.94408 GHz	-34.44 dBm	-35.66 dB	-17.32 dB
10.000 MHz	11.000 MHz	300.000 kHz	5.96592 GHz	-46.90 dBm	-48.11 dB	-29.78 dB
11.000 MHz	20.000 MHz	300.000 kHz	5.96608 GHz	-48.76 dBm	-49.98 dB	-29.91 dB
20.000 MHz	30.000 MHz	300.000 kHz	5.98492 GHz	-62.17 dBm	-63.38 dB	-23.48 dB
30.000 MHz	40.000 MHz	300.000 kHz	5.98568 GHz	-61.97 dBm	-63.18 dB	-23.18 dB

Date: 19.NOV.2022 12:50:12

Plot on Channel 6195MHz

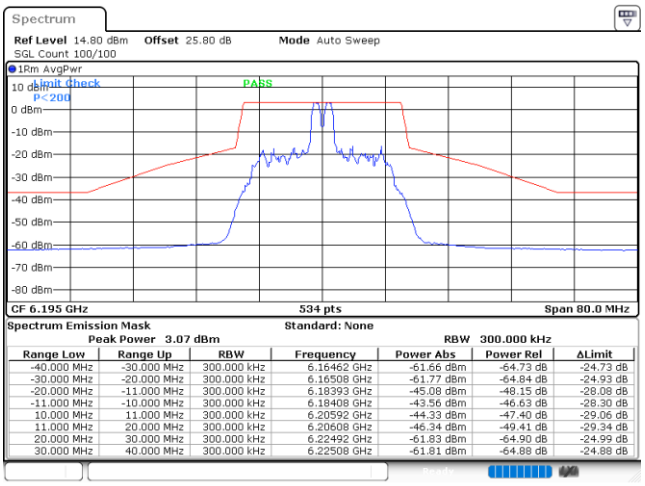

Spectrum Emission Mask Standard: None
Peak Power 3.07 dBm RBW 300.000 kHz

Range Low	Range Up	RBW	Frequency	Power Abs	Power Rel	ΔLimit
-40.000 MHz	-30.000 MHz	300.000 kHz	6.16462 GHz	-61.66 dBm	-64.73 dB	-24.73 dB
-30.000 MHz	-20.000 MHz	300.000 kHz	6.16508 GHz	-61.77 dBm	-64.84 dB	-24.93 dB
-20.000 MHz	-11.000 MHz	300.000 kHz	6.18393 GHz	-45.08 dBm	-48.15 dB	-28.08 dB
-11.000 MHz	-10.000 MHz	300.000 kHz	6.18408 GHz	-43.56 dBm	-46.63 dB	-28.30 dB
10.000 MHz	11.000 MHz	300.000 kHz	6.20592 GHz	-44.33 dBm	-47.40 dB	-29.06 dB
11.000 MHz	20.000 MHz	300.000 kHz	6.20608 GHz	-46.34 dBm	-49.41 dB	-29.34 dB
20.000 MHz	30.000 MHz	300.000 kHz	6.22492 GHz	-61.83 dBm	-64.90 dB	-24.99 dB
30.000 MHz	40.000 MHz	300.000 kHz	6.22508 GHz	-61.81 dBm	-64.88 dB	-24.88 dB

Date: 19.NOV.2022 14:51:26

Plot on Channel 6415MHz

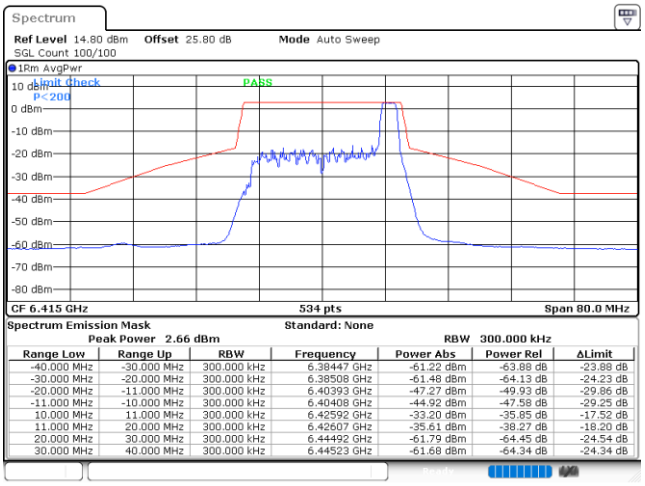

Spectrum Emission Mask Standard: None
Peak Power 2.66 dBm RBW 300.000 kHz

Range Low	Range Up	RBW	Frequency	Power Abs	Power Rel	ΔLimit
-40.000 MHz	-30.000 MHz	300.000 kHz	6.38447 GHz	-61.22 dBm	-63.88 dB	-23.88 dB
-30.000 MHz	-20.000 MHz	300.000 kHz	6.38508 GHz	-61.48 dBm	-64.13 dB	-24.23 dB
-20.000 MHz	-11.000 MHz	300.000 kHz	6.40393 GHz	-47.27 dBm	-49.93 dB	-29.86 dB
-11.000 MHz	-10.000 MHz	300.000 kHz	6.40408 GHz	-44.92 dBm	-47.58 dB	-29.25 dB
10.000 MHz	11.000 MHz	300.000 kHz	6.42592 GHz	-33.20 dBm	-35.85 dB	-17.52 dB
11.000 MHz	20.000 MHz	300.000 kHz	6.42607 GHz	-35.61 dBm	-38.27 dB	-18.20 dB
20.000 MHz	30.000 MHz	300.000 kHz	6.44492 GHz	-61.79 dBm	-64.45 dB	-24.54 dB
30.000 MHz	40.000 MHz	300.000 kHz	6.44523 GHz	-61.68 dBm	-64.34 dB	-24.34 dB

Date: 19.NOV.2022 15:13:23

Plot on Channel 6535MHz

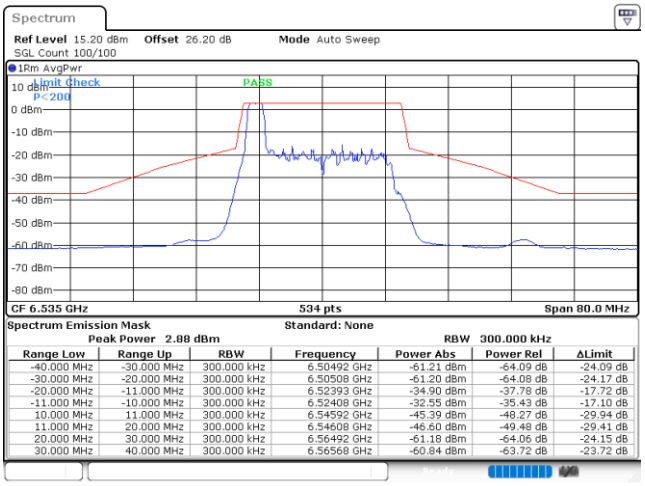

Spectrum Emission Mask Standard: None
Peak Power 2.88 dBm RBW 300.000 kHz

Range Low	Range Up	RBW	Frequency	Power Abs	Power Rel	ΔLimit
-40.000 MHz	-30.000 MHz	300.000 kHz	6.50492 GHz	-61.21 dBm	-64.09 dB	-24.09 dB
-30.000 MHz	-20.000 MHz	300.000 kHz	6.50508 GHz	-61.20 dBm	-64.08 dB	-24.17 dB
-20.000 MHz	-11.000 MHz	300.000 kHz	6.52393 GHz	-34.90 dBm	-37.78 dB	-17.72 dB
-11.000 MHz	-10.000 MHz	300.000 kHz	6.52408 GHz	-32.55 dBm	-35.43 dB	-17.10 dB
10.000 MHz	11.000 MHz	300.000 kHz	6.54592 GHz	-45.39 dBm	-48.27 dB	-29.94 dB
11.000 MHz	20.000 MHz	300.000 kHz	6.54608 GHz	-46.60 dBm	-49.48 dB	-29.41 dB
20.000 MHz	30.000 MHz	300.000 kHz	6.56492 GHz	-61.18 dBm	-64.06 dB	-24.15 dB
30.000 MHz	40.000 MHz	300.000 kHz	6.56568 GHz	-60.84 dBm	-63.72 dB	-23.72 dB

Date: 19.NOV.2022 16:07:58

Plot on Channel 6695MHz

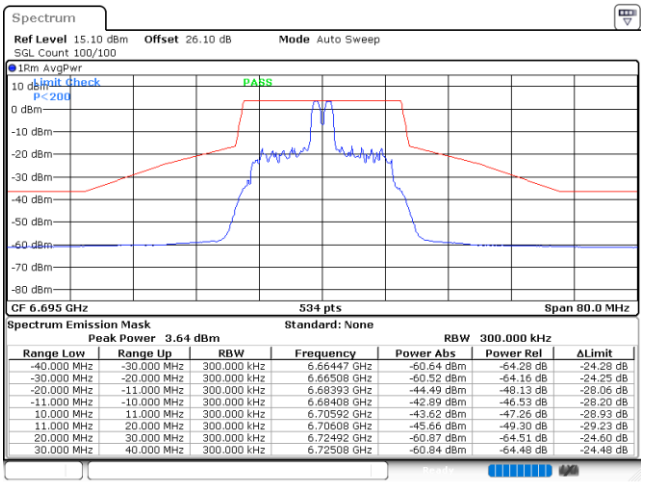

Spectrum Emission Mask Standard: None

Peak Power 3.64 dBm RBW 300.000 kHz

Range Low	Range Up	RBW	Frequency	Power Abs	Power Rel	ΔLimit
-40.000 MHz	-30.000 MHz	300.000 kHz	6.66447 GHz	-60.64 dBm	-64.28 dB	-24.28 dB
-30.000 MHz	-20.000 MHz	300.000 kHz	6.66508 GHz	-60.52 dBm	-64.16 dB	-24.25 dB
-20.000 MHz	-11.000 MHz	300.000 kHz	6.68393 GHz	-44.49 dBm	-48.13 dB	-28.06 dB
-11.000 MHz	-10.000 MHz	300.000 kHz	6.68408 GHz	-42.89 dBm	-46.53 dB	-28.20 dB
10.000 MHz	11.000 MHz	300.000 kHz	6.70592 GHz	-43.62 dBm	-47.26 dB	-28.93 dB
11.000 MHz	20.000 MHz	300.000 kHz	6.70608 GHz	-45.66 dBm	-49.30 dB	-29.23 dB
20.000 MHz	30.000 MHz	300.000 kHz	6.72492 GHz	-60.87 dBm	-64.51 dB	-24.60 dB
30.000 MHz	40.000 MHz	300.000 kHz	6.72508 GHz	-60.84 dBm	-64.48 dB	-24.48 dB

Date: 19.NOV.2022 17:13:41

Plot on Channel 6855MHz

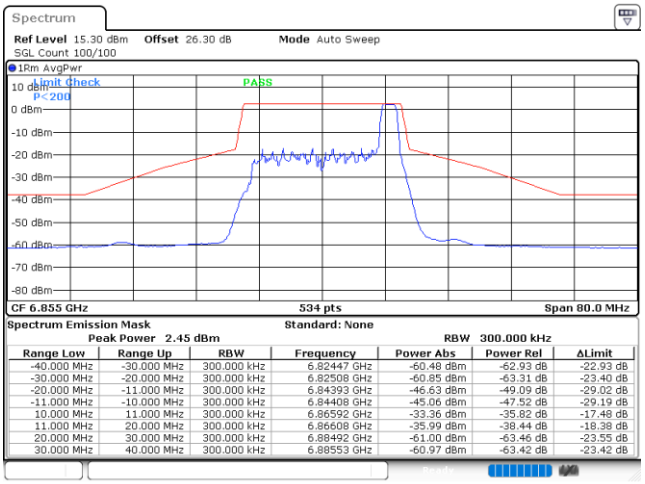

Spectrum Emission Mask Standard: None

Peak Power 2.45 dBm RBW 300.000 kHz

Range Low	Range Up	RBW	Frequency	Power Abs	Power Rel	ΔLimit
-40.000 MHz	-30.000 MHz	300.000 kHz	6.82447 GHz	-60.48 dBm	-62.93 dB	-22.93 dB
-30.000 MHz	-20.000 MHz	300.000 kHz	6.82508 GHz	-60.85 dBm	-63.31 dB	-23.40 dB
-20.000 MHz	-11.000 MHz	300.000 kHz	6.84393 GHz	-46.63 dBm	-49.09 dB	-29.02 dB
-11.000 MHz	-10.000 MHz	300.000 kHz	6.84408 GHz	-45.06 dBm	-47.52 dB	-29.19 dB
10.000 MHz	11.000 MHz	300.000 kHz	6.86592 GHz	-33.36 dBm	-35.82 dB	-17.48 dB
11.000 MHz	20.000 MHz	300.000 kHz	6.86608 GHz	-35.99 dBm	-38.44 dB	-18.38 dB
20.000 MHz	30.000 MHz	300.000 kHz	6.88492 GHz	-61.00 dBm	-63.46 dB	-23.55 dB
30.000 MHz	40.000 MHz	300.000 kHz	6.88553 GHz	-60.97 dBm	-63.42 dB	-23.42 dB

Date: 19.NOV.2022 17:25:17

EUT Mode :	802.11ax HE20 52RU

Plot on Channel 5955MHz

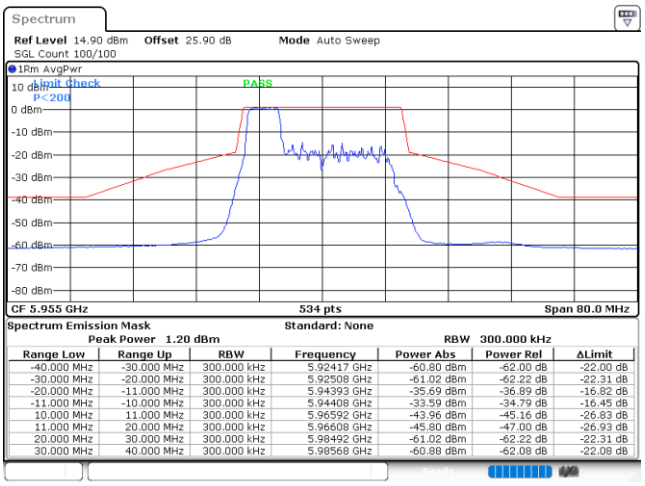

Spectrum Emission Mask Standard: None
Peak Power 1.20 dBm RBW 300.000 kHz

Range Low	Range Up	RBW	Frequency	Power Abs	Power Rel	ΔLimit
-40.000 MHz	-30.000 MHz	300.000 kHz	5.92417 GHz	-60.80 dBm	-62.00 dB	-22.00 dB
-30.000 MHz	-20.000 MHz	300.000 kHz	5.92508 GHz	-61.02 dBm	-62.22 dB	-22.31 dB
-20.000 MHz	-11.000 MHz	300.000 kHz	5.94393 GHz	-35.69 dBm	-36.89 dB	-16.82 dB
-11.000 MHz	-10.000 MHz	300.000 kHz	5.94408 GHz	-33.59 dBm	-34.79 dB	-16.45 dB
10.000 MHz	11.000 MHz	300.000 kHz	5.96592 GHz	-43.96 dBm	-45.16 dB	-26.83 dB
11.000 MHz	20.000 MHz	300.000 kHz	5.96608 GHz	-45.80 dBm	-47.00 dB	-26.93 dB
20.000 MHz	30.000 MHz	300.000 kHz	5.98492 GHz	-61.02 dBm	-62.22 dB	-22.31 dB
30.000 MHz	40.000 MHz	300.000 kHz	5.98568 GHz	-60.88 dBm	-62.08 dB	-22.08 dB

Date: 19.NOV.2022 12:55:40

Plot on Channel 6195MHz

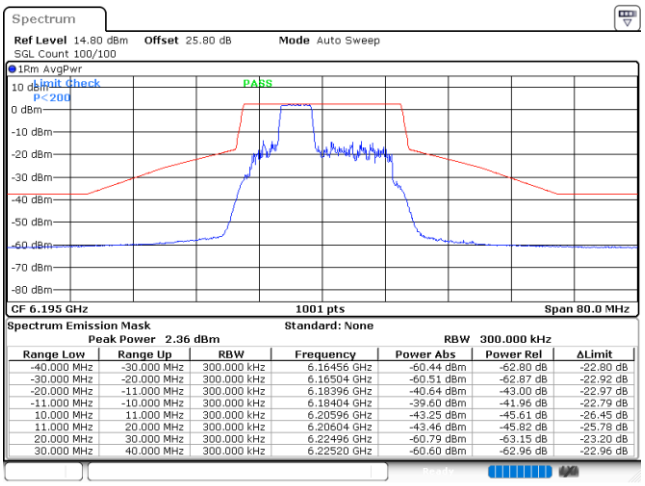

Spectrum Emission Mask Standard: None
Peak Power 2.36 dBm RBW 300.000 kHz

Range Low	Range Up	RBW	Frequency	Power Abs	Power Rel	ΔLimit
-40.000 MHz	-30.000 MHz	300.000 kHz	6.16456 GHz	-60.44 dBm	-62.80 dB	-22.80 dB
-30.000 MHz	-20.000 MHz	300.000 kHz	6.16504 GHz	-60.51 dBm	-62.87 dB	-22.92 dB
-20.000 MHz	-11.000 MHz	300.000 kHz	6.18396 GHz	-40.64 dBm	-43.00 dB	-22.97 dB
-11.000 MHz	-10.000 MHz	300.000 kHz	6.18404 GHz	-39.60 dBm	-41.96 dB	-22.79 dB
10.000 MHz	11.000 MHz	300.000 kHz	6.20596 GHz	-43.25 dBm	-45.61 dB	-26.45 dB
11.000 MHz	20.000 MHz	300.000 kHz	6.20604 GHz	-43.46 dBm	-45.82 dB	-25.78 dB
20.000 MHz	30.000 MHz	300.000 kHz	6.22496 GHz	-60.79 dBm	-63.15 dB	-23.20 dB
30.000 MHz	40.000 MHz	300.000 kHz	6.22520 GHz	-60.60 dBm	-62.96 dB	-22.96 dB

Date: 19.NOV.2022 14:43:16

Plot on Channel 6415MHz

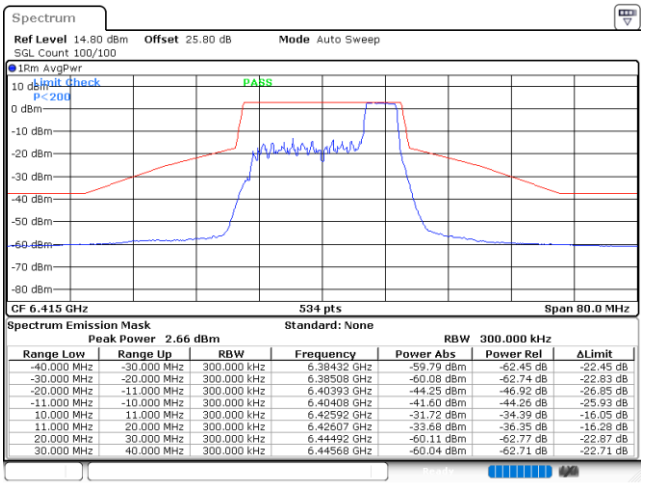

Spectrum Emission Mask Standard: None
Peak Power 2.66 dBm RBW 300.000 kHz

Range Low	Range Up	RBW	Frequency	Power Abs	Power Rel	ΔLimit
-40.000 MHz	-30.000 MHz	300.000 kHz	6.38432 GHz	-59.79 dBm	-62.45 dB	-22.45 dB
-30.000 MHz	-20.000 MHz	300.000 kHz	6.38508 GHz	-60.08 dBm	-62.74 dB	-22.83 dB
-20.000 MHz	-11.000 MHz	300.000 kHz	6.40393 GHz	-44.25 dBm	-46.92 dB	-26.85 dB
-11.000 MHz	-10.000 MHz	300.000 kHz	6.40408 GHz	-41.60 dBm	-44.26 dB	-25.93 dB
10.000 MHz	11.000 MHz	300.000 kHz	6.42592 GHz	-31.72 dBm	-34.39 dB	-16.05 dB
11.000 MHz	20.000 MHz	300.000 kHz	6.42607 GHz	-33.68 dBm	-36.35 dB	-16.28 dB
20.000 MHz	30.000 MHz	300.000 kHz	6.44492 GHz	-60.11 dBm	-62.77 dB	-22.87 dB
30.000 MHz	40.000 MHz	300.000 kHz	6.44568 GHz	-60.04 dBm	-62.71 dB	-22.71 dB

Date: 19.NOV.2022 15:24:50

Plot on Channel 6535MHz

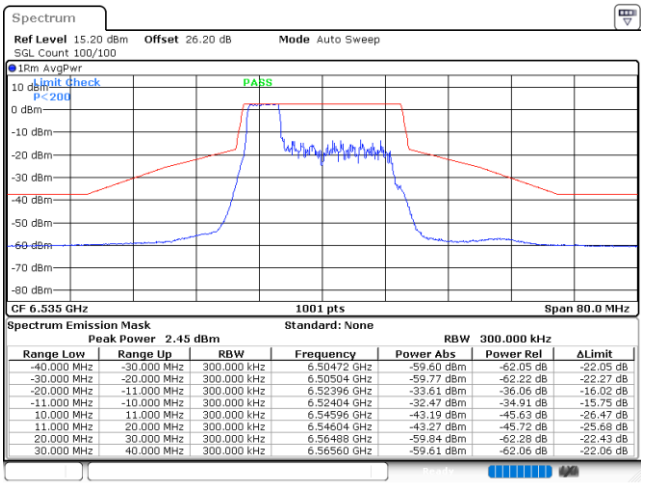

Spectrum Emission Mask Standard: None
Peak Power 2.45 dBm RBW 300.000 kHz

Range Low	Range Up	RBW	Frequency	Power Abs	Power Rel	ΔLimit
-40.000 MHz	-30.000 MHz	300.000 kHz	6.50472 GHz	-59.60 dBm	-62.05 dB	-22.05 dB
-30.000 MHz	-20.000 MHz	300.000 kHz	6.50504 GHz	-59.77 dBm	-62.22 dB	-22.27 dB
-20.000 MHz	-11.000 MHz	300.000 kHz	6.52396 GHz	-33.61 dBm	-36.06 dB	-16.02 dB
-11.000 MHz	-10.000 MHz	300.000 kHz	6.52404 GHz	-32.47 dBm	-34.91 dB	-15.75 dB
10.000 MHz	11.000 MHz	300.000 kHz	6.54596 GHz	-43.19 dBm	-45.63 dB	-26.47 dB
11.000 MHz	20.000 MHz	300.000 kHz	6.54604 GHz	-43.27 dBm	-45.72 dB	-25.68 dB
20.000 MHz	30.000 MHz	300.000 kHz	6.56488 GHz	-59.84 dBm	-62.28 dB	-22.43 dB
30.000 MHz	40.000 MHz	300.000 kHz	6.56560 GHz	-59.61 dBm	-62.06 dB	-22.06 dB

Date: 19.NOV.2022 16:14:24

Plot on Channel 6695MHz

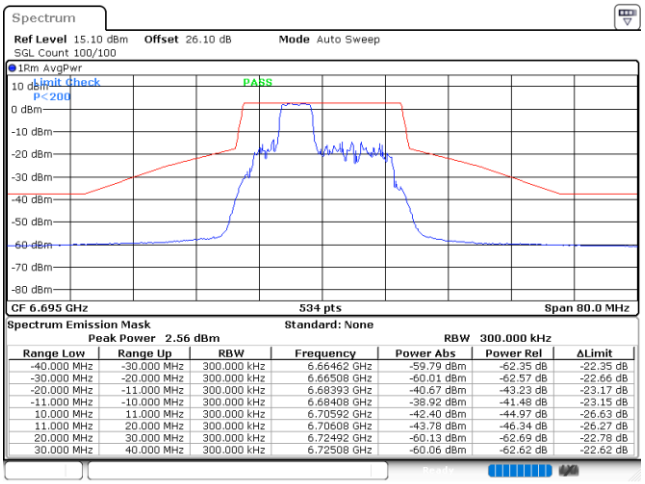

Spectrum Emission Mask Standard: None

Peak Power 2.56 dBm RBW 300.000 kHz

Range Low	Range Up	RBW	Frequency	Power Abs	Power Rel	ΔLimit
-40.000 MHz	-30.000 MHz	300.000 kHz	6.66462 GHz	-59.79 dBm	-62.35 dB	-22.35 dB
-30.000 MHz	-20.000 MHz	300.000 kHz	6.66508 GHz	-60.01 dBm	-62.57 dB	-22.66 dB
-20.000 MHz	-11.000 MHz	300.000 kHz	6.68393 GHz	-40.67 dBm	-43.23 dB	-23.17 dB
-11.000 MHz	-10.000 MHz	300.000 kHz	6.68408 GHz	-38.92 dBm	-41.48 dB	-23.15 dB
10.000 MHz	11.000 MHz	300.000 kHz	6.70592 GHz	-42.40 dBm	-44.97 dB	-26.63 dB
11.000 MHz	20.000 MHz	300.000 kHz	6.70608 GHz	-43.78 dBm	-46.34 dB	-26.27 dB
20.000 MHz	30.000 MHz	300.000 kHz	6.72492 GHz	-60.13 dBm	-62.69 dB	-22.78 dB
30.000 MHz	40.000 MHz	300.000 kHz	6.72508 GHz	-60.06 dBm	-62.62 dB	-22.62 dB

Date: 19.NOV.2022 17:02:07

Plot on Channel 6855MHz

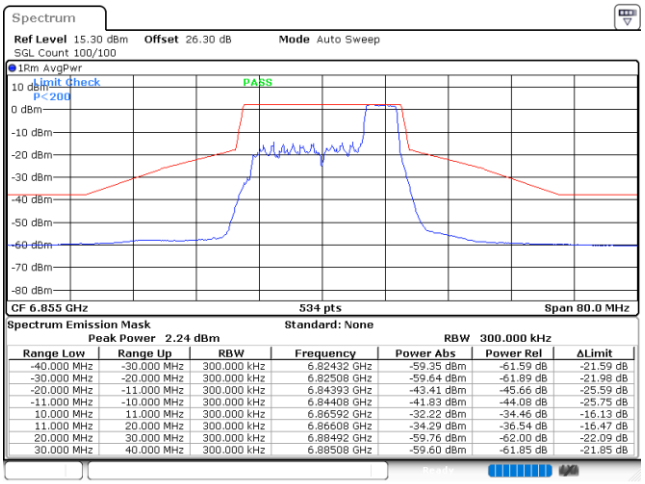

Spectrum Emission Mask Standard: None

Peak Power 2.24 dBm RBW 300.000 kHz

Range Low	Range Up	RBW	Frequency	Power Abs	Power Rel	ΔLimit
-40.000 MHz	-30.000 MHz	300.000 kHz	6.82432 GHz	-59.35 dBm	-61.59 dB	-21.59 dB
-30.000 MHz	-20.000 MHz	300.000 kHz	6.82508 GHz	-59.64 dBm	-61.89 dB	-21.98 dB
-20.000 MHz	-11.000 MHz	300.000 kHz	6.84393 GHz	-43.41 dBm	-45.66 dB	-25.59 dB
-11.000 MHz	-10.000 MHz	300.000 kHz	6.84408 GHz	-41.83 dBm	-44.08 dB	-25.75 dB
10.000 MHz	11.000 MHz	300.000 kHz	6.86592 GHz	-32.22 dBm	-34.46 dB	-16.13 dB
11.000 MHz	20.000 MHz	300.000 kHz	6.86608 GHz	-34.29 dBm	-36.54 dB	-16.47 dB
20.000 MHz	30.000 MHz	300.000 kHz	6.88492 GHz	-59.76 dBm	-62.00 dB	-22.09 dB
30.000 MHz	40.000 MHz	300.000 kHz	6.88508 GHz	-59.60 dBm	-61.85 dB	-21.85 dB

Date: 19.NOV.2022 17:29:51

EUT Mode :	802.11ax HE20 106RU

Plot on Channel 5955MHz

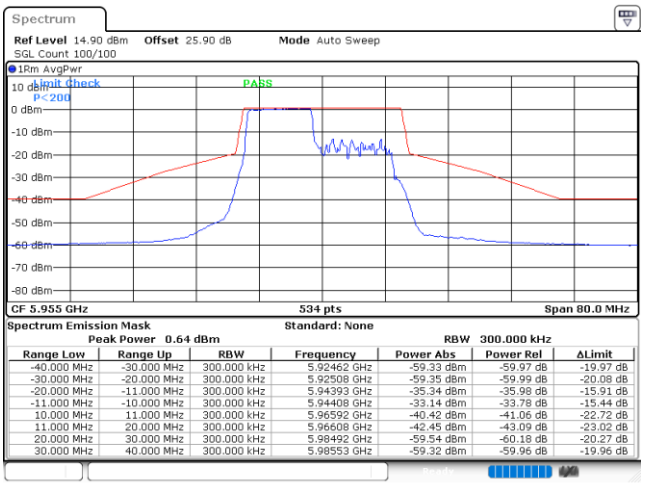

Spectrum Emission Mask Standard: None
Peak Power 0.64 dBm RBW 300.000 kHz

Range Low	Range Up	RBW	Frequency	Power Abs	Power Rel	ΔLimit
-40.000 MHz	-30.000 MHz	300.000 kHz	5.92462 GHz	-59.33 dBm	-59.97 dB	-19.97 dB
-30.000 MHz	-20.000 MHz	300.000 kHz	5.92508 GHz	-59.35 dBm	-59.99 dB	-20.08 dB
-20.000 MHz	-11.000 MHz	300.000 kHz	5.94393 GHz	-35.34 dBm	-35.98 dB	-15.91 dB
-11.000 MHz	-10.000 MHz	300.000 kHz	5.94408 GHz	-33.14 dBm	-33.78 dB	-15.44 dB
10.000 MHz	11.000 MHz	300.000 kHz	5.96592 GHz	-40.42 dBm	-41.06 dB	-22.72 dB
11.000 MHz	20.000 MHz	300.000 kHz	5.96608 GHz	-42.45 dBm	-43.09 dB	-23.02 dB
20.000 MHz	30.000 MHz	300.000 kHz	5.98492 GHz	-59.54 dBm	-60.18 dB	-20.27 dB
30.000 MHz	40.000 MHz	300.000 kHz	5.98553 GHz	-59.32 dBm	-59.96 dB	-19.96 dB

Date: 19.NOV.2022 14:14:52

Plot on Channel 6195MHz

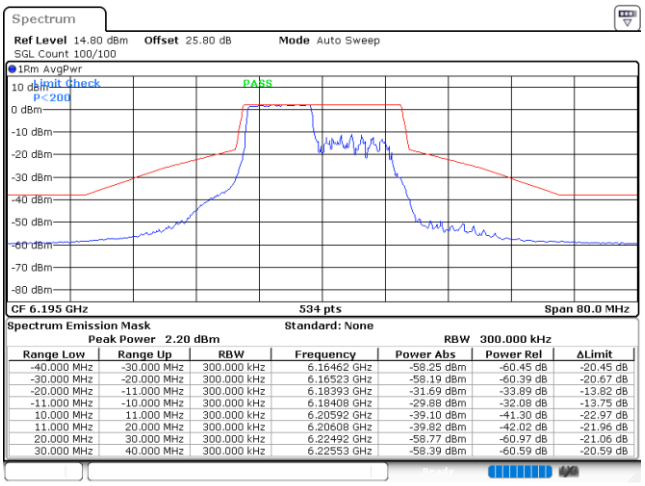

Spectrum Emission Mask Standard: None
Peak Power 2.20 dBm RBW 300.000 kHz

Range Low	Range Up	RBW	Frequency	Power Abs	Power Rel	ΔLimit
-40.000 MHz	-30.000 MHz	300.000 kHz	6.16462 GHz	-58.25 dBm	-60.45 dB	-20.45 dB
-30.000 MHz	-20.000 MHz	300.000 kHz	6.16523 GHz	-58.19 dBm	-60.39 dB	-20.67 dB
-20.000 MHz	-11.000 MHz	300.000 kHz	6.18393 GHz	-31.69 dBm	-33.89 dB	-13.82 dB
-11.000 MHz	-10.000 MHz	300.000 kHz	6.18408 GHz	-29.88 dBm	-32.08 dB	-13.75 dB
10.000 MHz	11.000 MHz	300.000 kHz	6.20592 GHz	-39.10 dBm	-41.30 dB	-22.97 dB
11.000 MHz	20.000 MHz	300.000 kHz	6.20608 GHz	-39.82 dBm	-42.02 dB	-21.96 dB
20.000 MHz	30.000 MHz	300.000 kHz	6.22492 GHz	-58.77 dBm	-60.97 dB	-21.06 dB
30.000 MHz	40.000 MHz	300.000 kHz	6.22553 GHz	-58.39 dBm	-60.59 dB	-20.59 dB

Date: 19.NOV.2022 14:32:42

Plot on Channel 6415MHz

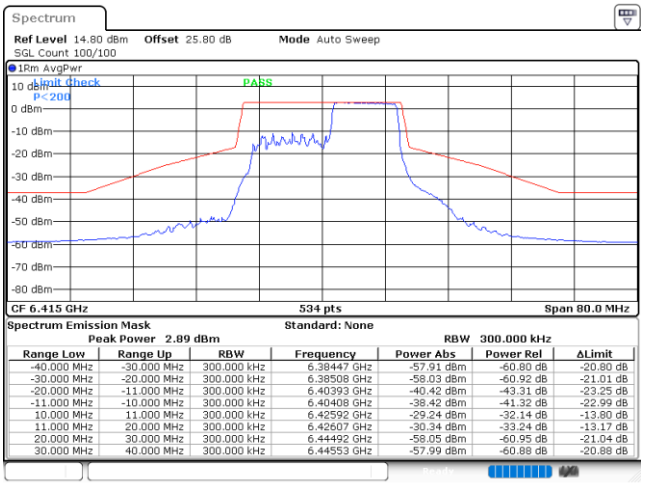

Spectrum Emission Mask Standard: None
Peak Power 2.89 dBm RBW 300.000 kHz

Range Low	Range Up	RBW	Frequency	Power Abs	Power Rel	ΔLimit
-40.000 MHz	-30.000 MHz	300.000 kHz	6.38447 GHz	-57.91 dBm	-60.80 dB	-20.80 dB
-30.000 MHz	-20.000 MHz	300.000 kHz	6.38508 GHz	-58.03 dBm	-60.92 dB	-21.01 dB
-20.000 MHz	-11.000 MHz	300.000 kHz	6.40393 GHz	-40.42 dBm	-43.31 dB	-23.25 dB
-11.000 MHz	-10.000 MHz	300.000 kHz	6.40408 GHz	-38.42 dBm	-41.32 dB	-22.99 dB
10.000 MHz	11.000 MHz	300.000 kHz	6.42592 GHz	-29.24 dBm	-32.14 dB	-13.80 dB
11.000 MHz	20.000 MHz	300.000 kHz	6.42607 GHz	-30.34 dBm	-33.24 dB	-13.17 dB
20.000 MHz	30.000 MHz	300.000 kHz	6.44492 GHz	-58.05 dBm	-60.95 dB	-21.04 dB
30.000 MHz	40.000 MHz	300.000 kHz	6.44553 GHz	-57.99 dBm	-60.88 dB	-20.88 dB

Date: 19.NOV.2022 15:34:56

Plot on Channel 6535MHz

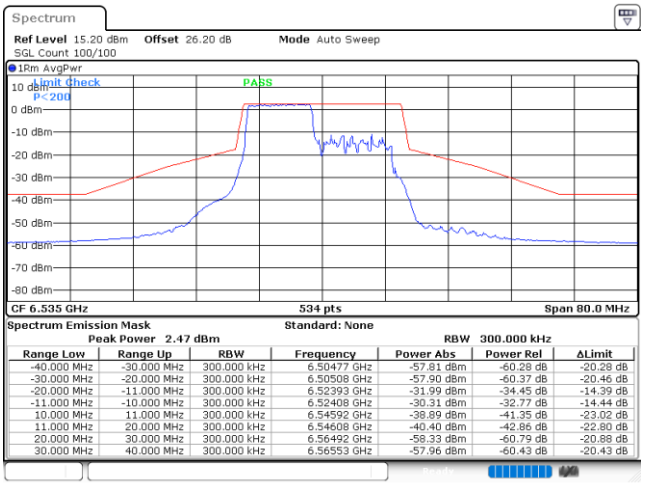

Spectrum Emission Mask Standard: None
Peak Power 2.47 dBm RBW 300.000 kHz

Range Low	Range Up	RBW	Frequency	Power Abs	Power Rel	ΔLimit
-40.000 MHz	-30.000 MHz	300.000 kHz	6.50477 GHz	-57.81 dBm	-60.28 dB	-20.28 dB
-30.000 MHz	-20.000 MHz	300.000 kHz	6.50508 GHz	-57.90 dBm	-60.37 dB	-20.46 dB
-20.000 MHz	-11.000 MHz	300.000 kHz	6.52393 GHz	-31.99 dBm	-34.45 dB	-14.39 dB
-11.000 MHz	-10.000 MHz	300.000 kHz	6.52408 GHz	-30.31 dBm	-32.77 dB	-14.44 dB
10.000 MHz	11.000 MHz	300.000 kHz	6.54592 GHz	-38.89 dBm	-41.35 dB	-23.02 dB
11.000 MHz	20.000 MHz	300.000 kHz	6.54608 GHz	-40.40 dBm	-42.86 dB	-22.80 dB
20.000 MHz	30.000 MHz	300.000 kHz	6.56492 GHz	-58.33 dBm	-60.79 dB	-20.88 dB
30.000 MHz	40.000 MHz	300.000 kHz	6.56553 GHz	-57.96 dBm	-60.43 dB	-20.43 dB

Date: 19.NOV.2022 16:28:16

Plot on Channel 6695MHz

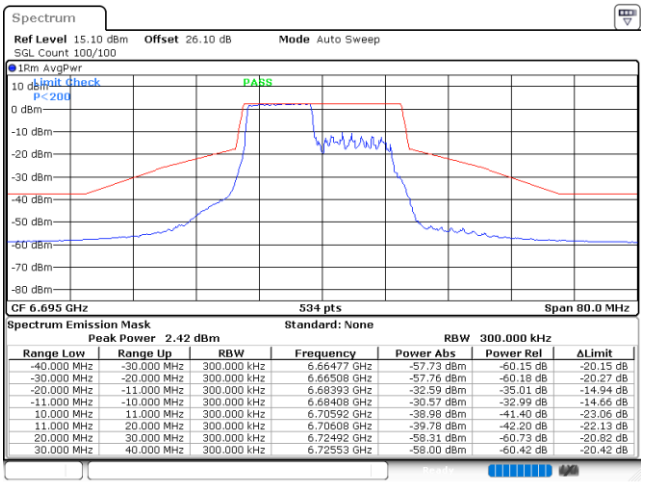

Spectrum Emission Mask Standard: None

Peak Power 2.42 dBm RBW 300.000 kHz

Range Low	Range Up	RBW	Frequency	Power Abs	Power Rel	ΔLimit
-40.000 MHz	-30.000 MHz	300.000 kHz	6.66477 GHz	-57.73 dBm	-60.15 dB	-20.15 dB
-30.000 MHz	-20.000 MHz	300.000 kHz	6.66508 GHz	-57.76 dBm	-60.18 dB	-20.27 dB
-20.000 MHz	-11.000 MHz	300.000 kHz	6.68393 GHz	-32.59 dBm	-35.01 dB	-14.94 dB
-11.000 MHz	-10.000 MHz	300.000 kHz	6.68408 GHz	-30.57 dBm	-32.99 dB	-14.66 dB
10.000 MHz	11.000 MHz	300.000 kHz	6.70592 GHz	-38.98 dBm	-41.40 dB	-23.06 dB
11.000 MHz	20.000 MHz	300.000 kHz	6.70608 GHz	-39.78 dBm	-42.20 dB	-22.13 dB
20.000 MHz	30.000 MHz	300.000 kHz	6.72492 GHz	-58.31 dBm	-60.73 dB	-20.82 dB
30.000 MHz	40.000 MHz	300.000 kHz	6.72553 GHz	-58.00 dBm	-60.42 dB	-20.42 dB

Date: 19.NOV.2022 16:37:58

Plot on Channel 6855MHz

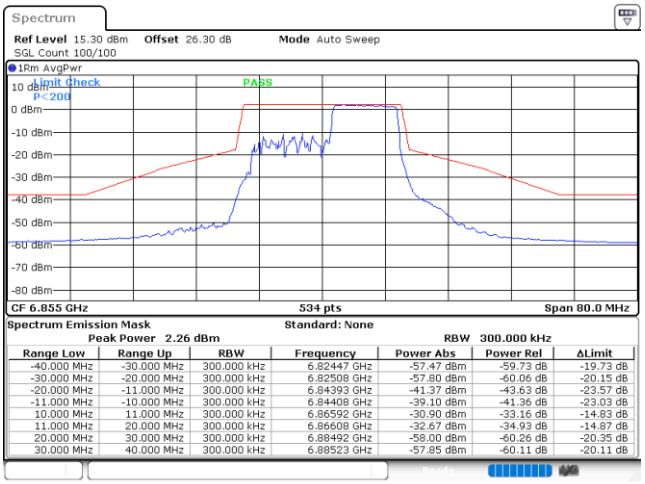

Spectrum Emission Mask Standard: None

Peak Power 2.26 dBm RBW 300.000 kHz

Range Low	Range Up	RBW	Frequency	Power Abs	Power Rel	ΔLimit
-40.000 MHz	-30.000 MHz	300.000 kHz	6.82447 GHz	-57.47 dBm	-59.73 dB	-19.73 dB
-30.000 MHz	-20.000 MHz	300.000 kHz	6.82508 GHz	-57.80 dBm	-60.06 dB	-20.15 dB
-20.000 MHz	-11.000 MHz	300.000 kHz	6.84393 GHz	-41.37 dBm	-43.63 dB	-23.57 dB
-11.000 MHz	-10.000 MHz	300.000 kHz	6.84408 GHz	-39.10 dBm	-41.36 dB	-23.03 dB
10.000 MHz	11.000 MHz	300.000 kHz	6.86592 GHz	-30.90 dBm	-33.16 dB	-14.83 dB
11.000 MHz	20.000 MHz	300.000 kHz	6.86608 GHz	-32.67 dBm	-34.93 dB	-14.87 dB
20.000 MHz	30.000 MHz	300.000 kHz	6.88492 GHz	-58.00 dBm	-60.26 dB	-20.35 dB
30.000 MHz	40.000 MHz	300.000 kHz	6.88523 GHz	-57.85 dBm	-60.11 dB	-20.11 dB

Date: 19.NOV.2022 17:38:39

EUT Mode :	802.11ax HE40 Full RU

Plot on Channel 5965MHz

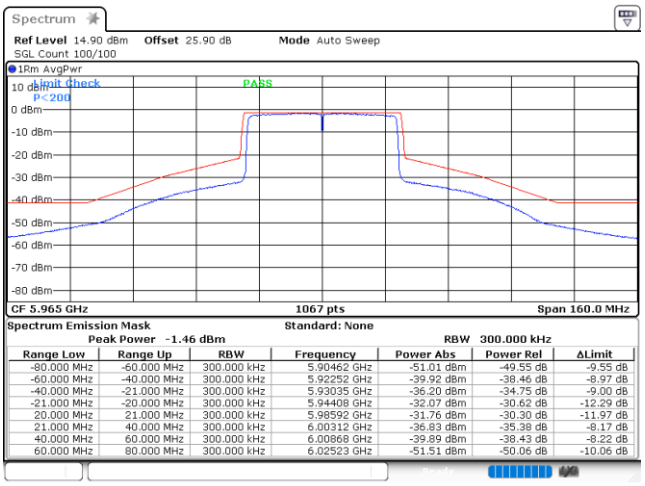

Spectrum Emission Mask Standard: None
Peak Power -1.46 dBm RBW 300.000 kHz

Range Low	Range Up	RBW	Frequency	Power Abs	Power Rel	ΔLimit
-80.000 MHz	-60.000 MHz	300.000 kHz	5.90462 GHz	-51.01 dBm	-49.55 dB	-9.55 dB
-60.000 MHz	-40.000 MHz	300.000 kHz	5.92252 GHz	-39.92 dBm	-38.46 dB	-8.97 dB
-40.000 MHz	-21.000 MHz	300.000 kHz	5.93035 GHz	-36.20 dBm	-34.75 dB	-9.00 dB
-21.000 MHz	-20.000 MHz	300.000 kHz	5.94408 GHz	-32.07 dBm	-30.62 dB	-12.29 dB
20.000 MHz	21.000 MHz	300.000 kHz	5.98592 GHz	-31.76 dBm	-30.30 dB	-11.97 dB
21.000 MHz	40.000 MHz	300.000 kHz	6.00312 GHz	-36.83 dBm	-35.38 dB	-8.17 dB
40.000 MHz	60.000 MHz	300.000 kHz	6.00868 GHz	-39.89 dBm	-38.43 dB	-8.22 dB
60.000 MHz	80.000 MHz	300.000 kHz	6.02523 GHz	-51.51 dBm	-50.06 dB	-10.06 dB

Date: 19.NOV.2022 09:42:46

Plot on Channel 6205MHz

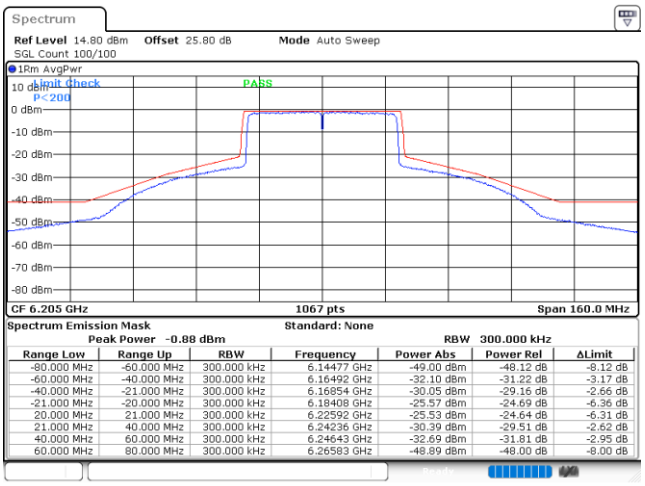

Spectrum Emission Mask Standard: None
Peak Power -0.88 dBm RBW 300.000 kHz

Range Low	Range Up	RBW	Frequency	Power Abs	Power Rel	ΔLimit
-80.000 MHz	-60.000 MHz	300.000 kHz	6.14477 GHz	-49.00 dBm	-48.12 dB	-8.12 dB
-60.000 MHz	-40.000 MHz	300.000 kHz	6.16492 GHz	-32.10 dBm	-31.22 dB	-3.17 dB
-40.000 MHz	-21.000 MHz	300.000 kHz	6.16854 GHz	-30.05 dBm	-29.16 dB	-2.66 dB
-21.000 MHz	-20.000 MHz	300.000 kHz	6.18408 GHz	-25.57 dBm	-24.69 dB	-6.36 dB
20.000 MHz	21.000 MHz	300.000 kHz	6.22592 GHz	-25.53 dBm	-24.64 dB	-6.31 dB
21.000 MHz	40.000 MHz	300.000 kHz	6.24236 GHz	-30.39 dBm	-29.51 dB	-2.62 dB
40.000 MHz	60.000 MHz	300.000 kHz	6.24643 GHz	-32.69 dBm	-31.81 dB	-2.95 dB
60.000 MHz	80.000 MHz	300.000 kHz	6.26583 GHz	-48.89 dBm	-48.00 dB	-8.00 dB

Date: 19.NOV.2022 09:56:42

Plot on Channel 6405MHz

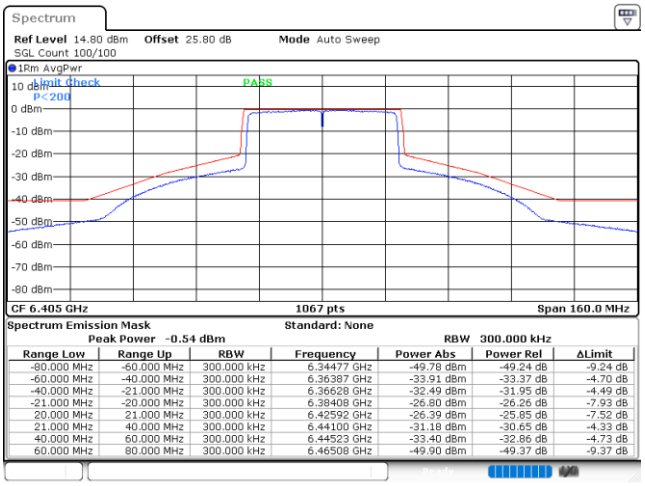

Spectrum Emission Mask Standard: None
Peak Power -0.54 dBm RBW 300.000 kHz

Range Low	Range Up	RBW	Frequency	Power Abs	Power Rel	ΔLimit
-80.000 MHz	-60.000 MHz	300.000 kHz	6.34477 GHz	-49.78 dBm	-49.24 dB	-9.24 dB
-60.000 MHz	-40.000 MHz	300.000 kHz	6.36387 GHz	-33.91 dBm	-33.37 dB	-4.70 dB
-40.000 MHz	-21.000 MHz	300.000 kHz	6.36628 GHz	-32.49 dBm	-31.95 dB	-4.49 dB
-21.000 MHz	-20.000 MHz	300.000 kHz	6.38408 GHz	-26.80 dBm	-26.26 dB	-7.93 dB
20.000 MHz	21.000 MHz	300.000 kHz	6.42592 GHz	-26.39 dBm	-25.85 dB	-7.52 dB
21.000 MHz	40.000 MHz	300.000 kHz	6.44100 GHz	-31.18 dBm	-30.65 dB	-4.33 dB
40.000 MHz	60.000 MHz	300.000 kHz	6.44523 GHz	-33.40 dBm	-32.86 dB	-4.73 dB
60.000 MHz	80.000 MHz	300.000 kHz	6.46508 GHz	-49.90 dBm	-49.37 dB	-9.37 dB

Date: 19.NOV.2022 10:08:58

Plot on Channel 6565MHz

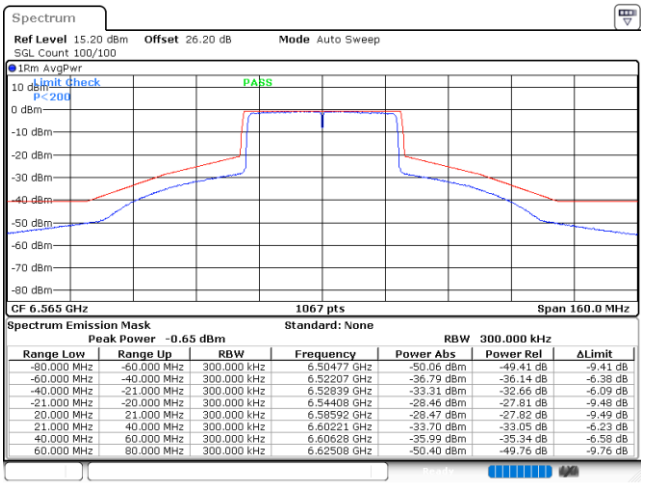

Spectrum Emission Mask Standard: None
Peak Power -0.65 dBm RBW 300.000 kHz

Range Low	Range Up	RBW	Frequency	Power Abs	Power Rel	ΔLimit
-80.000 MHz	-60.000 MHz	300.000 kHz	6.50477 GHz	-50.06 dBm	-49.41 dB	-9.41 dB
-60.000 MHz	-40.000 MHz	300.000 kHz	6.52207 GHz	-36.79 dBm	-36.14 dB	-6.38 dB
-40.000 MHz	-21.000 MHz	300.000 kHz	6.52839 GHz	-33.31 dBm	-32.66 dB	-6.09 dB
-21.000 MHz	-20.000 MHz	300.000 kHz	6.54408 GHz	-28.46 dBm	-27.81 dB	-9.48 dB
20.000 MHz	21.000 MHz	300.000 kHz	6.58592 GHz	-28.47 dBm	-27.82 dB	-9.49 dB
21.000 MHz	40.000 MHz	300.000 kHz	6.60221 GHz	-33.70 dBm	-33.05 dB	-6.23 dB
40.000 MHz	60.000 MHz	300.000 kHz	6.60628 GHz	-35.99 dBm	-35.34 dB	-6.58 dB
60.000 MHz	80.000 MHz	300.000 kHz	6.62508 GHz	-50.40 dBm	-49.76 dB	-9.76 dB

Date: 19.NOV.2022 10:22:07

Plot on Channel 6685MHz

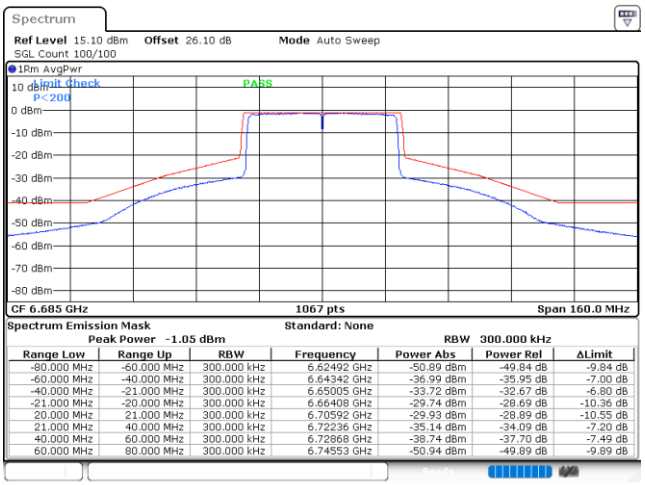

Spectrum Emission Mask Standard: None

Peak Power -1.05 dBm RBW 300.000 kHz

Range Low	Range Up	RBW	Frequency	Power Abs	Power Rel	ΔLimit
-80.000 MHz	-60.000 MHz	300.000 kHz	6.62492 GHz	-50.89 dBm	-49.84 dB	-9.84 dB
-60.000 MHz	-40.000 MHz	300.000 kHz	6.64342 GHz	-36.99 dBm	-35.95 dB	-7.00 dB
-40.000 MHz	-21.000 MHz	300.000 kHz	6.65005 GHz	-33.72 dBm	-32.67 dB	-6.80 dB
-21.000 MHz	-20.000 MHz	300.000 kHz	6.66408 GHz	-29.74 dBm	-28.69 dB	-10.36 dB
20.000 MHz	21.000 MHz	300.000 kHz	6.70592 GHz	-29.93 dBm	-28.89 dB	-10.55 dB
21.000 MHz	40.000 MHz	300.000 kHz	6.72236 GHz	-35.14 dBm	-34.09 dB	-7.20 dB
40.000 MHz	60.000 MHz	300.000 kHz	6.72868 GHz	-38.74 dBm	-37.70 dB	-7.49 dB
60.000 MHz	80.000 MHz	300.000 kHz	6.74553 GHz	-50.94 dBm	-49.89 dB	-9.89 dB

Date: 19.NOV.2022 10:28:27

Plot on Channel 6845MHz

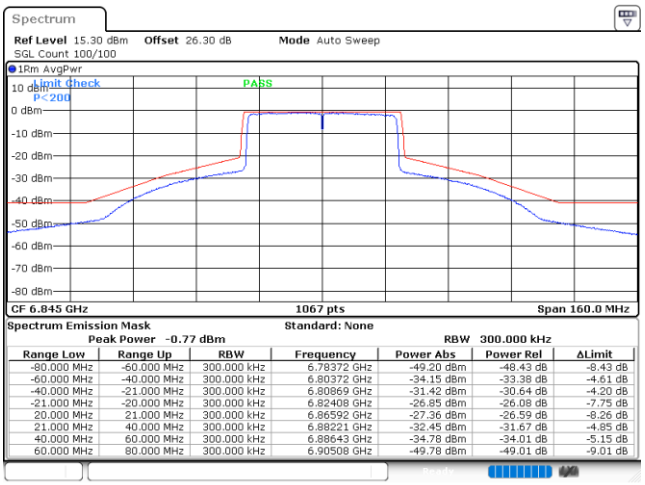

Spectrum Emission Mask Standard: None

Peak Power -0.77 dBm RBW 300.000 kHz

Range Low	Range Up	RBW	Frequency	Power Abs	Power Rel	ΔLimit
-80.000 MHz	-60.000 MHz	300.000 kHz	6.78372 GHz	-49.20 dBm	-48.43 dB	-8.43 dB
-60.000 MHz	-40.000 MHz	300.000 kHz	6.80372 GHz	-34.15 dBm	-33.38 dB	-4.61 dB
-40.000 MHz	-21.000 MHz	300.000 kHz	6.80869 GHz	-31.42 dBm	-30.64 dB	-4.20 dB
-21.000 MHz	-20.000 MHz	300.000 kHz	6.82408 GHz	-26.85 dBm	-26.08 dB	-7.75 dB
20.000 MHz	21.000 MHz	300.000 kHz	6.86592 GHz	-27.36 dBm	-26.59 dB	-8.26 dB
21.000 MHz	40.000 MHz	300.000 kHz	6.88221 GHz	-32.45 dBm	-31.67 dB	-4.85 dB
40.000 MHz	60.000 MHz	300.000 kHz	6.88643 GHz	-34.78 dBm	-34.01 dB	-5.15 dB
60.000 MHz	80.000 MHz	300.000 kHz	6.90508 GHz	-49.78 dBm	-49.01 dB	-9.01 dB

Date: 19.NOV.2022 10:34:23

EUT Mode :	802.11ax HE80 Full RU

Plot on Channel 5985MHz

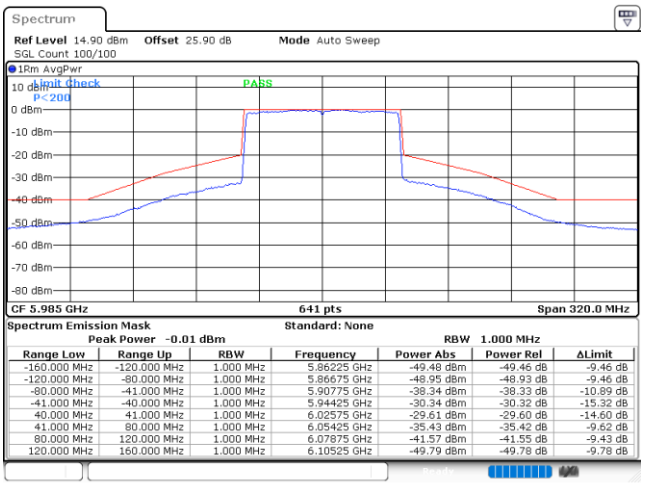

Spectrum Emission Mask Standard: None
Peak Power -0.01 dBm RBW 1.000 MHz

Range Low	Range Up	RBW	Frequency	Power Abs	Power Rel	ΔLimit
-160.000 MHz	-120.000 MHz	1.000 MHz	5.86225 GHz	-49.48 dBm	-49.46 dB	-9.46 dB
-120.000 MHz	-80.000 MHz	1.000 MHz	5.86675 GHz	-48.95 dBm	-48.93 dB	-9.46 dB
-80.000 MHz	-41.000 MHz	1.000 MHz	5.90775 GHz	-38.34 dBm	-38.33 dB	-10.89 dB
-41.000 MHz	-40.000 MHz	1.000 MHz	5.94425 GHz	-30.34 dBm	-30.32 dB	-15.32 dB
40.000 MHz	41.000 MHz	1.000 MHz	6.02575 GHz	-29.61 dBm	-29.60 dB	-14.60 dB
41.000 MHz	80.000 MHz	1.000 MHz	6.05425 GHz	-35.43 dBm	-35.42 dB	-9.62 dB
80.000 MHz	120.000 MHz	1.000 MHz	6.07875 GHz	-41.57 dBm	-41.55 dB	-9.43 dB
120.000 MHz	160.000 MHz	1.000 MHz	6.10525 GHz	-49.79 dBm	-49.78 dB	-9.78 dB

Date: 19.NOV.2022 10:42:08

Plot on Channel 6225MHz

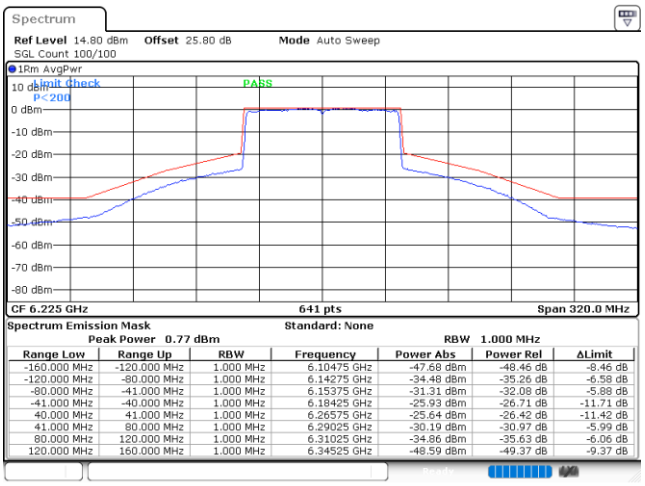

Spectrum Emission Mask Standard: None
Peak Power 0.77 dBm RBW 1.000 MHz

Range Low	Range Up	RBW	Frequency	Power Abs	Power Rel	ΔLimit
-160.000 MHz	-120.000 MHz	1.000 MHz	6.10475 GHz	-47.68 dBm	-48.46 dB	-8.46 dB
-120.000 MHz	-80.000 MHz	1.000 MHz	6.14275 GHz	-34.48 dBm	-35.26 dB	-6.58 dB
-80.000 MHz	-41.000 MHz	1.000 MHz	6.15375 GHz	-31.31 dBm	-32.08 dB	-5.88 dB
-41.000 MHz	-40.000 MHz	1.000 MHz	6.18425 GHz	-25.93 dBm	-26.71 dB	-11.71 dB
40.000 MHz	41.000 MHz	1.000 MHz	6.26575 GHz	-25.64 dBm	-26.42 dB	-11.42 dB
41.000 MHz	80.000 MHz	1.000 MHz	6.29025 GHz	-30.19 dBm	-30.97 dB	-5.99 dB
80.000 MHz	120.000 MHz	1.000 MHz	6.31025 GHz	-34.86 dBm	-35.63 dB	-6.06 dB
120.000 MHz	160.000 MHz	1.000 MHz	6.34525 GHz	-48.59 dBm	-49.37 dB	-9.37 dB

Date: 19.NOV.2022 10:50:30

Plot on Channel 6385MHz

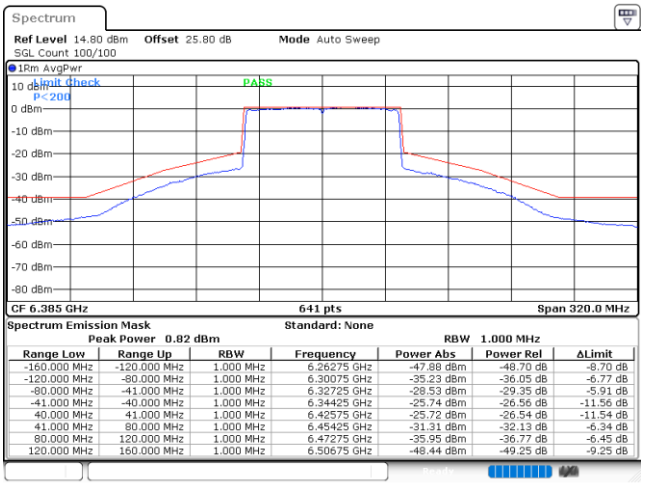

Spectrum Emission Mask Standard: None
Peak Power 0.82 dBm RBW 1.000 MHz

Range Low	Range Up	RBW	Frequency	Power Abs	Power Rel	ΔLimit
-160.000 MHz	-120.000 MHz	1.000 MHz	6.26275 GHz	-47.88 dBm	-48.70 dB	-8.70 dB
-120.000 MHz	-80.000 MHz	1.000 MHz	6.30075 GHz	-35.23 dBm	-36.05 dB	-6.77 dB
-80.000 MHz	-41.000 MHz	1.000 MHz	6.32725 GHz	-28.53 dBm	-29.35 dB	-5.91 dB
-41.000 MHz	-40.000 MHz	1.000 MHz	6.34425 GHz	-25.74 dBm	-26.56 dB	-11.56 dB
40.000 MHz	41.000 MHz	1.000 MHz	6.42575 GHz	-25.72 dBm	-26.54 dB	-11.54 dB
41.000 MHz	80.000 MHz	1.000 MHz	6.45425 GHz	-31.31 dBm	-32.13 dB	-6.34 dB
80.000 MHz	120.000 MHz	1.000 MHz	6.47275 GHz	-35.95 dBm	-36.77 dB	-6.45 dB
120.000 MHz	160.000 MHz	1.000 MHz	6.50675 GHz	-48.44 dBm	-49.25 dB	-9.25 dB

Date: 19.NOV.2022 10:54:35

Plot on Channel 6625MHz

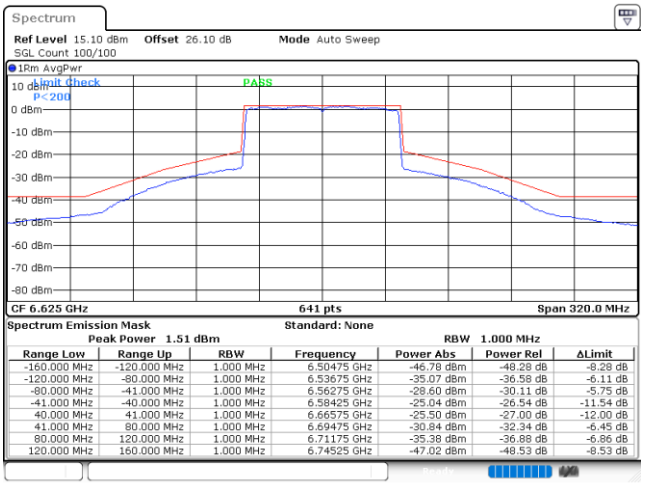

Spectrum Emission Mask Standard: None
Peak Power 1.51 dBm RBW 1.000 MHz

Range Low	Range Up	RBW	Frequency	Power Abs	Power Rel	ΔLimit
-160.000 MHz	-120.000 MHz	1.000 MHz	6.50475 GHz	-46.78 dBm	-48.28 dB	-8.28 dB
-120.000 MHz	-80.000 MHz	1.000 MHz	6.53675 GHz	-35.07 dBm	-36.58 dB	-6.11 dB
-80.000 MHz	-41.000 MHz	1.000 MHz	6.56275 GHz	-28.60 dBm	-30.11 dB	-5.75 dB
-41.000 MHz	-40.000 MHz	1.000 MHz	6.58425 GHz	-25.04 dBm	-26.54 dB	-11.54 dB
40.000 MHz	41.000 MHz	1.000 MHz	6.66575 GHz	-25.50 dBm	-27.00 dB	-12.00 dB
41.000 MHz	80.000 MHz	1.000 MHz	6.69475 GHz	-30.84 dBm	-32.34 dB	-6.45 dB
80.000 MHz	120.000 MHz	1.000 MHz	6.71175 GHz	-35.38 dBm	-36.88 dB	-6.86 dB
120.000 MHz	160.000 MHz	1.000 MHz	6.74525 GHz	-47.02 dBm	-48.53 dB	-8.53 dB

Date: 19.NOV.2022 11:05:17

Plot on Channel 6705MHz

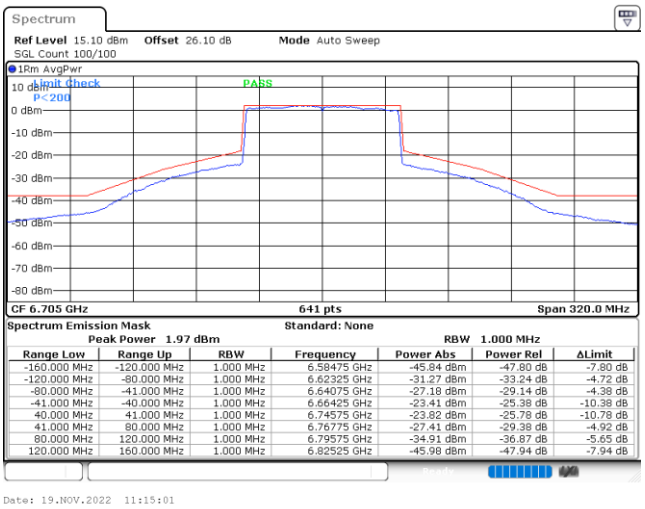

Spectrum Emission Mask Standard: None

Peak Power 1.97 dBm RBW 1.000 MHz

Range Low	Range Up	RBW	Frequency	Power Abs	Power Rel	ΔLimit
-160.000 MHz	-120.000 MHz	1.000 MHz	6.58475 GHz	-45.84 dBm	-47.80 dB	-7.80 dB
-120.000 MHz	-80.000 MHz	1.000 MHz	6.62325 GHz	-31.27 dBm	-33.24 dB	-4.72 dB
-80.000 MHz	-41.000 MHz	1.000 MHz	6.64075 GHz	-27.18 dBm	-29.14 dB	-4.38 dB
-41.000 MHz	-40.000 MHz	1.000 MHz	6.66425 GHz	-23.41 dBm	-25.38 dB	-10.38 dB
40.000 MHz	41.000 MHz	1.000 MHz	6.74575 GHz	-23.82 dBm	-25.78 dB	-10.78 dB
41.000 MHz	80.000 MHz	1.000 MHz	6.76775 GHz	-27.41 dBm	-29.38 dB	-4.92 dB
80.000 MHz	120.000 MHz	1.000 MHz	6.79575 GHz	-34.91 dBm	-36.87 dB	-5.65 dB
120.000 MHz	160.000 MHz	1.000 MHz	6.82525 GHz	-45.98 dBm	-47.94 dB	-7.94 dB

Date: 19.NOV.2022 11:15:01

Plot on Channel 6785MHz

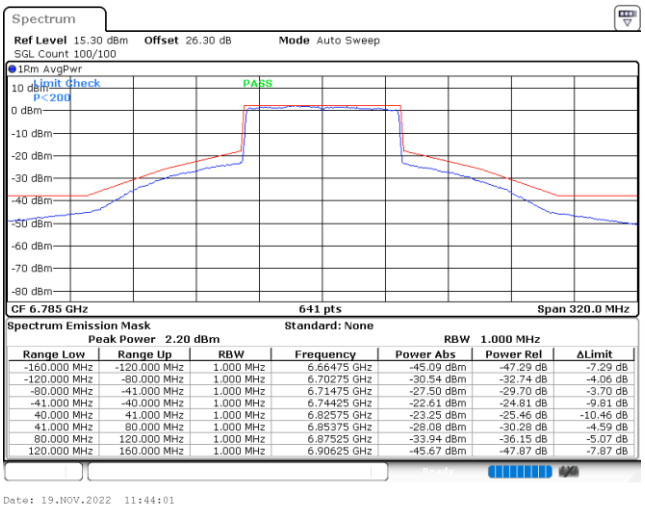

Spectrum Emission Mask Standard: None

Peak Power 2.20 dBm RBW 1.000 MHz

Range Low	Range Up	RBW	Frequency	Power Abs	Power Rel	ΔLimit
-160.000 MHz	-120.000 MHz	1.000 MHz	6.66475 GHz	-45.09 dBm	-47.29 dB	-7.29 dB
-120.000 MHz	-80.000 MHz	1.000 MHz	6.70275 GHz	-30.54 dBm	-32.74 dB	-4.06 dB
-80.000 MHz	-41.000 MHz	1.000 MHz	6.71475 GHz	-27.50 dBm	-29.70 dB	-3.70 dB
-41.000 MHz	-40.000 MHz	1.000 MHz	6.74425 GHz	-22.61 dBm	-24.81 dB	-9.81 dB
40.000 MHz	41.000 MHz	1.000 MHz	6.82575 GHz	-23.25 dBm	-25.46 dB	-10.46 dB
41.000 MHz	80.000 MHz	1.000 MHz	6.85375 GHz	-28.08 dBm	-30.28 dB	-4.59 dB
80.000 MHz	120.000 MHz	1.000 MHz	6.87525 GHz	-33.94 dBm	-36.15 dB	-5.07 dB
120.000 MHz	160.000 MHz	1.000 MHz	6.90625 GHz	-45.67 dBm	-47.87 dB	-7.87 dB

Date: 19.NOV.2022 11:44:01

EUT Mode :	802.11ax HE160 Full RU

Plot on Channel 6025MHz

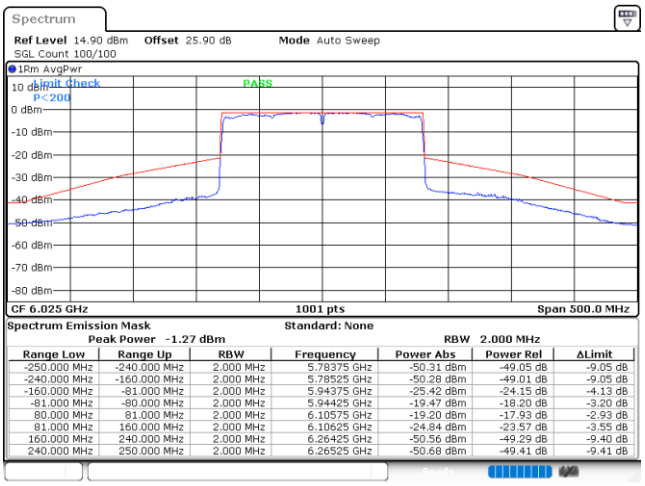

Spectrum Emission Mask Standard: None
Peak Power -1.27 dBm RBW 2.000 MHz

Range Low	Range Up	RBW	Frequency	Power Abs	Power Rel	ΔLimit
-250.000 MHz	-240.000 MHz	2.000 MHz	5.78375 GHz	-50.31 dBm	-49.05 dB	-9.05 dB
-240.000 MHz	-160.000 MHz	2.000 MHz	5.78525 GHz	-50.28 dBm	-49.01 dB	-9.05 dB
-160.000 MHz	-81.000 MHz	2.000 MHz	5.94375 GHz	-25.42 dBm	-24.15 dB	-4.13 dB
-81.000 MHz	-80.000 MHz	2.000 MHz	5.94425 GHz	-19.47 dBm	-18.20 dB	-3.20 dB
80.000 MHz	81.000 MHz	2.000 MHz	6.10575 GHz	-19.20 dBm	-17.93 dB	-2.93 dB
81.000 MHz	160.000 MHz	2.000 MHz	6.10625 GHz	-24.84 dBm	-23.57 dB	-3.55 dB
160.000 MHz	240.000 MHz	2.000 MHz	6.26425 GHz	-50.56 dBm	-49.29 dB	-9.40 dB
240.000 MHz	250.000 MHz	2.000 MHz	6.26525 GHz	-50.68 dBm	-49.41 dB	-9.41 dB

Date: 19.NOV.2022 12:04:45

Plot on Channel 6185MHz

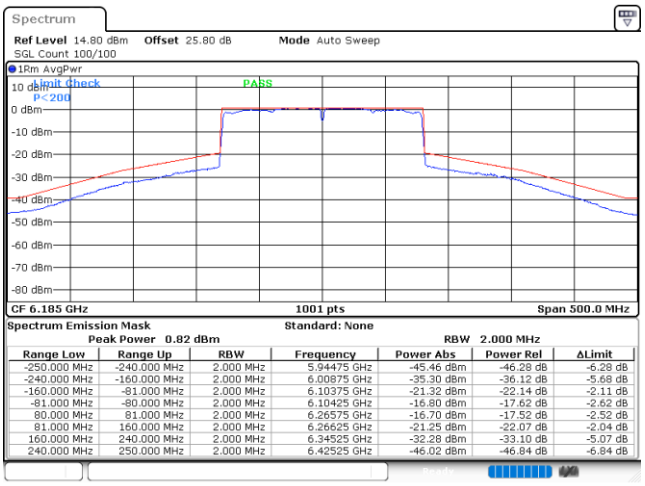

Spectrum Emission Mask Standard: None
Peak Power 0.82 dBm RBW 2.000 MHz

Range Low	Range Up	RBW	Frequency	Power Abs	Power Rel	ΔLimit
-250.000 MHz	-240.000 MHz	2.000 MHz	5.94475 GHz	-45.46 dBm	-46.28 dB	-6.28 dB
-240.000 MHz	-160.000 MHz	2.000 MHz	6.00875 GHz	-35.30 dBm	-36.12 dB	-5.68 dB
-160.000 MHz	-81.000 MHz	2.000 MHz	6.10375 GHz	-21.32 dBm	-22.14 dB	-2.11 dB
-81.000 MHz	-80.000 MHz	2.000 MHz	6.10425 GHz	-16.80 dBm	-17.62 dB	-2.62 dB
80.000 MHz	81.000 MHz	2.000 MHz	6.26575 GHz	-16.70 dBm	-17.52 dB	-2.52 dB
81.000 MHz	160.000 MHz	2.000 MHz	6.26625 GHz	-21.25 dBm	-22.07 dB	-2.04 dB
160.000 MHz	240.000 MHz	2.000 MHz	6.34525 GHz	-32.28 dBm	-33.10 dB	-5.07 dB
240.000 MHz	250.000 MHz	2.000 MHz	6.42525 GHz	-46.02 dBm	-46.84 dB	-6.84 dB

Date: 19.NOV.2022 12:11:14

Plot on Channel 6345MHz

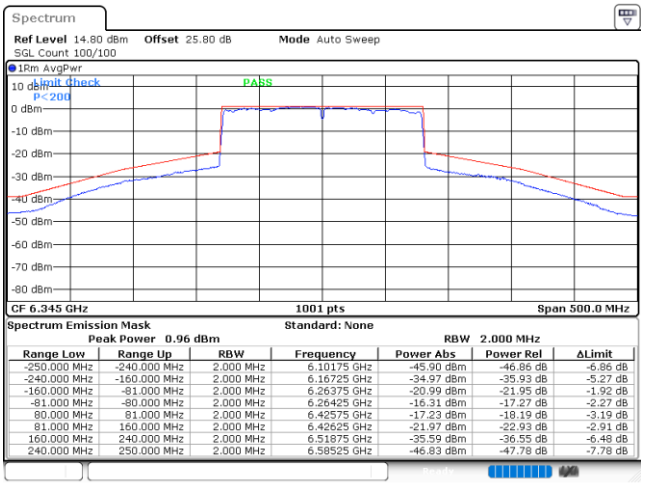

Spectrum Emission Mask Standard: None
Peak Power 0.96 dBm RBW 2.000 MHz

Range Low	Range Up	RBW	Frequency	Power Abs	Power Rel	ΔLimit
-250.000 MHz	-240.000 MHz	2.000 MHz	6.10175 GHz	-45.90 dBm	-46.86 dB	-6.86 dB
-240.000 MHz	-160.000 MHz	2.000 MHz	6.16725 GHz	-34.97 dBm	-35.93 dB	-5.27 dB
-160.000 MHz	-81.000 MHz	2.000 MHz	6.26375 GHz	-20.99 dBm	-21.95 dB	-1.92 dB
-81.000 MHz	-80.000 MHz	2.000 MHz	6.26425 GHz	-16.31 dBm	-17.27 dB	-2.27 dB
80.000 MHz	81.000 MHz	2.000 MHz	6.42575 GHz	-17.23 dBm	-18.19 dB	-3.19 dB
81.000 MHz	160.000 MHz	2.000 MHz	6.42625 GHz	-21.97 dBm	-22.93 dB	-2.91 dB
160.000 MHz	240.000 MHz	2.000 MHz	6.51875 GHz	-35.59 dBm	-36.55 dB	-6.48 dB
240.000 MHz	250.000 MHz	2.000 MHz	6.58525 GHz	-46.83 dBm	-47.78 dB	-7.78 dB

Date: 19.NOV.2022 12:22:55

Plot on Channel 6665MHz

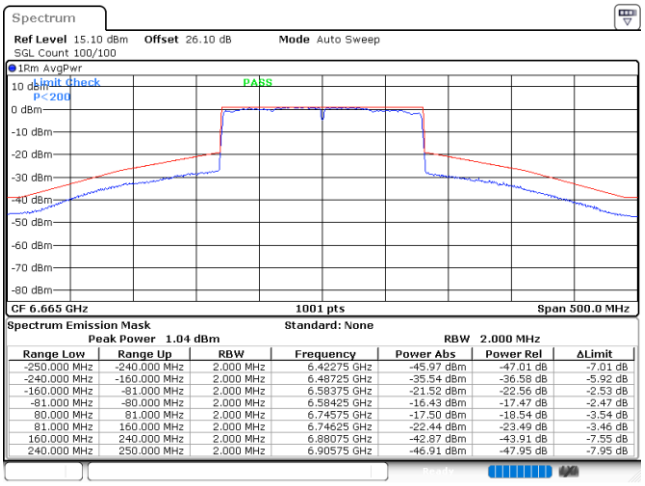

Spectrum Emission Mask Standard: None
Peak Power 1.04 dBm RBW 2.000 MHz

Range Low	Range Up	RBW	Frequency	Power Abs	Power Rel	ΔLimit
-250.000 MHz	-240.000 MHz	2.000 MHz	6.42275 GHz	-45.97 dBm	-47.01 dB	-7.01 dB
-240.000 MHz	-160.000 MHz	2.000 MHz	6.48725 GHz	-35.54 dBm	-36.58 dB	-5.92 dB
-160.000 MHz	-81.000 MHz	2.000 MHz	6.58375 GHz	-21.52 dBm	-22.56 dB	-2.53 dB
-81.000 MHz	-80.000 MHz	2.000 MHz	6.58425 GHz	-16.43 dBm	-17.47 dB	-2.47 dB
80.000 MHz	81.000 MHz	2.000 MHz	6.74575 GHz	-17.50 dBm	-18.54 dB	-3.54 dB
81.000 MHz	160.000 MHz	2.000 MHz	6.74625 GHz	-22.44 dBm	-23.49 dB	-3.46 dB
160.000 MHz	240.000 MHz	2.000 MHz	6.88075 GHz	-42.87 dBm	-43.91 dB	-7.55 dB
240.000 MHz	250.000 MHz	2.000 MHz	6.90575 GHz	-46.91 dBm	-47.95 dB	-7.95 dB

Date: 19.NOV.2022 12:37:27

MIMO <Ant. 4+3(3)>

EUT Mode :	802.11a

Plot on Channel 5955MHz

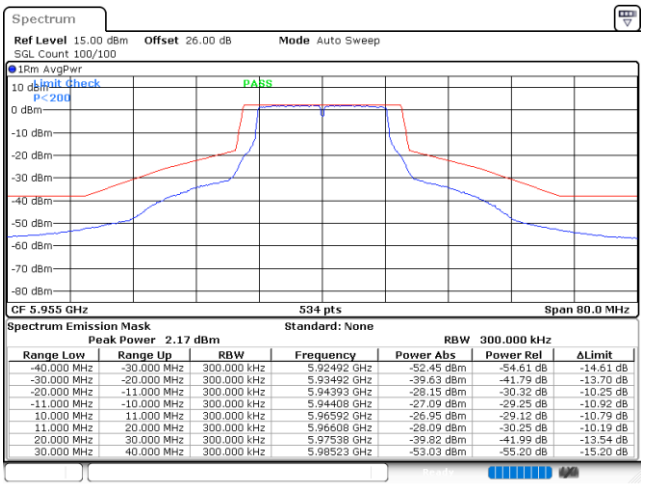

Range Low	Range Up	RBW	Frequency	Power Abs	Power Rel	ΔLimit
-40.000 MHz	-30.000 MHz	300.000 kHz	5.92492 GHz	-52.45 dBm	-54.61 dB	-14.61 dB
-30.000 MHz	-20.000 MHz	300.000 kHz	5.93492 GHz	-39.63 dBm	-41.79 dB	-13.70 dB
-20.000 MHz	-11.000 MHz	300.000 kHz	5.94393 GHz	-28.15 dBm	-30.32 dB	-10.25 dB
-11.000 MHz	-10.000 MHz	300.000 kHz	5.94408 GHz	-27.09 dBm	-29.25 dB	-10.92 dB
10.000 MHz	11.000 MHz	300.000 kHz	5.96592 GHz	-26.95 dBm	-29.12 dB	-10.79 dB
11.000 MHz	20.000 MHz	300.000 kHz	5.96608 GHz	-28.09 dBm	-30.25 dB	-10.19 dB
20.000 MHz	30.000 MHz	300.000 kHz	5.97538 GHz	-39.82 dBm	-41.99 dB	-13.54 dB
30.000 MHz	40.000 MHz	300.000 kHz	5.98523 GHz	-53.03 dBm	-55.20 dB	-15.20 dB

Date: 19.NOV.2022 06:50:56

Plot on Channel 6195MHz

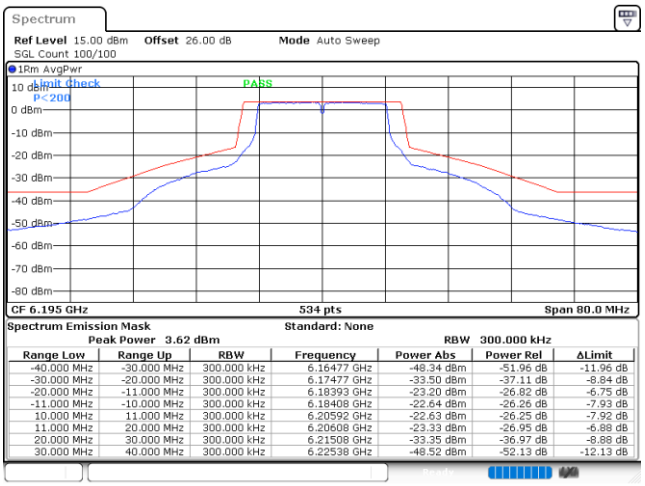

Range Low	Range Up	RBW	Frequency	Power Abs	Power Rel	ΔLimit
-40.000 MHz	-30.000 MHz	300.000 kHz	6.16477 GHz	-48.34 dBm	-51.96 dB	-11.96 dB
-30.000 MHz	-20.000 MHz	300.000 kHz	6.17477 GHz	-33.50 dBm	-37.11 dB	-8.84 dB
-20.000 MHz	-11.000 MHz	300.000 kHz	6.18393 GHz	-23.20 dBm	-26.82 dB	-6.75 dB
-11.000 MHz	-10.000 MHz	300.000 kHz	6.18408 GHz	-22.64 dBm	-26.26 dB	-7.93 dB
10.000 MHz	11.000 MHz	300.000 kHz	6.20592 GHz	-22.63 dBm	-26.25 dB	-7.92 dB
11.000 MHz	20.000 MHz	300.000 kHz	6.20608 GHz	-23.33 dBm	-26.95 dB	-6.88 dB
20.000 MHz	30.000 MHz	300.000 kHz	6.21508 GHz	-33.35 dBm	-36.97 dB	-8.88 dB
30.000 MHz	40.000 MHz	300.000 kHz	6.22538 GHz	-48.52 dBm	-52.13 dB	-12.13 dB

Date: 19.NOV.2022 07:00:37

Plot on Channel 6415MHz

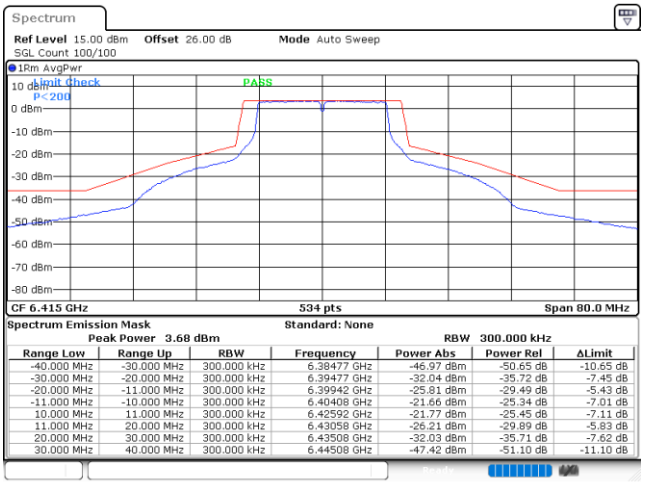

Range Low	Range Up	RBW	Frequency	Power Abs	Power Rel	ΔLimit
-40.000 MHz	-30.000 MHz	300.000 kHz	6.38477 GHz	-46.97 dBm	-50.65 dB	-10.65 dB
-30.000 MHz	-20.000 MHz	300.000 kHz	6.39477 GHz	-32.04 dBm	-35.72 dB	-7.45 dB
-20.000 MHz	-11.000 MHz	300.000 kHz	6.39942 GHz	-25.81 dBm	-29.49 dB	-5.43 dB
-11.000 MHz	-10.000 MHz	300.000 kHz	6.40408 GHz	-21.66 dBm	-25.34 dB	-7.01 dB
10.000 MHz	11.000 MHz	300.000 kHz	6.42592 GHz	-21.77 dBm	-25.45 dB	-7.11 dB
11.000 MHz	20.000 MHz	300.000 kHz	6.43058 GHz	-26.21 dBm	-29.89 dB	-5.83 dB
20.000 MHz	30.000 MHz	300.000 kHz	6.43508 GHz	-32.03 dBm	-35.71 dB	-7.62 dB
30.000 MHz	40.000 MHz	300.000 kHz	6.44508 GHz	-47.42 dBm	-51.10 dB	-11.10 dB

Date: 19.NOV.2022 07:05:37

Plot on Channel 6535MHz

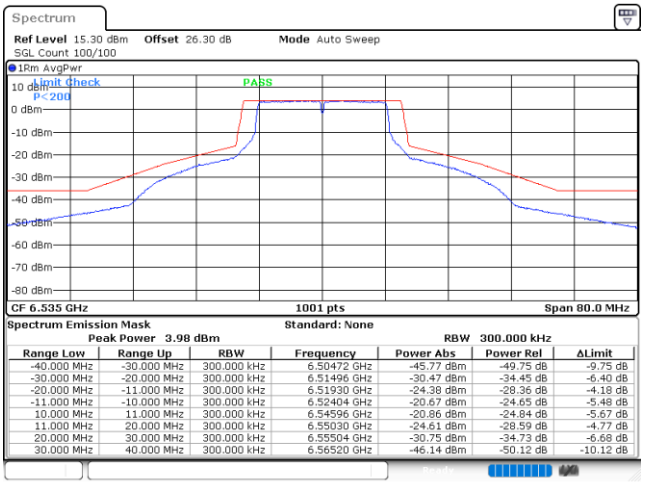

Range Low	Range Up	RBW	Frequency	Power Abs	Power Rel	ΔLimit
-40.000 MHz	-30.000 MHz	300.000 kHz	6.50472 GHz	-45.77 dBm	-49.75 dB	-9.75 dB
-30.000 MHz	-20.000 MHz	300.000 kHz	6.51496 GHz	-30.47 dBm	-34.45 dB	-6.40 dB
-20.000 MHz	-11.000 MHz	300.000 kHz	6.51930 GHz	-24.38 dBm	-28.36 dB	-4.18 dB
-11.000 MHz	-10.000 MHz	300.000 kHz	6.52404 GHz	-20.67 dBm	-24.65 dB	-5.48 dB
10.000 MHz	11.000 MHz	300.000 kHz	6.54596 GHz	-20.86 dBm	-24.84 dB	-5.67 dB
11.000 MHz	20.000 MHz	300.000 kHz	6.55030 GHz	-24.61 dBm	-28.59 dB	-4.77 dB
20.000 MHz	30.000 MHz	300.000 kHz	6.55504 GHz	-30.75 dBm	-34.73 dB	-6.68 dB
30.000 MHz	40.000 MHz	300.000 kHz	6.56520 GHz	-46.14 dBm	-50.12 dB	-10.12 dB

Date: 19.NOV.2022 07:26:00

Plot on Channel 6695MHz

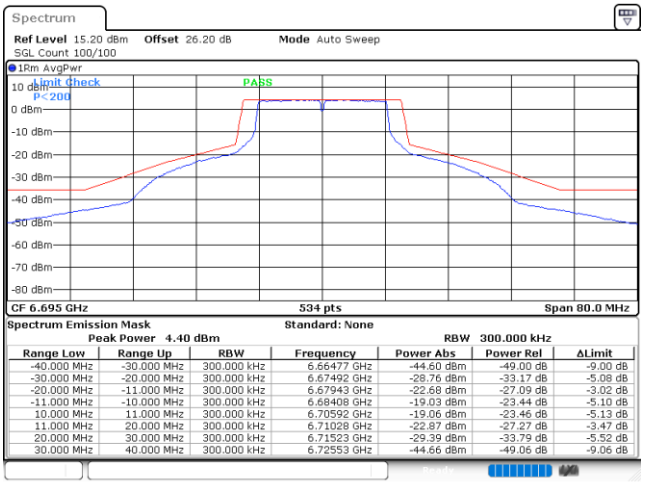

Spectrum Emission Mask Standard: None

Peak Power 4.40 dBm RBW 300.000 kHz

Range Low	Range Up	RBW	Frequency	Power Abs	Power Rel	ΔLimit
-40.000 MHz	-30.000 MHz	300.000 kHz	6.66477 GHz	-44.60 dBm	-49.00 dB	-9.00 dB
-30.000 MHz	-20.000 MHz	300.000 kHz	6.67492 GHz	-28.76 dBm	-33.17 dB	-5.08 dB
-20.000 MHz	-11.000 MHz	300.000 kHz	6.67943 GHz	-22.68 dBm	-27.09 dB	-3.02 dB
-11.000 MHz	-10.000 MHz	300.000 kHz	6.68408 GHz	-19.03 dBm	-23.44 dB	-5.10 dB
10.000 MHz	11.000 MHz	300.000 kHz	6.70592 GHz	-19.06 dBm	-23.46 dB	-5.13 dB
11.000 MHz	20.000 MHz	300.000 kHz	6.71028 GHz	-22.87 dBm	-27.27 dB	-3.47 dB
20.000 MHz	30.000 MHz	300.000 kHz	6.71523 GHz	-29.39 dBm	-33.79 dB	-5.52 dB
30.000 MHz	40.000 MHz	300.000 kHz	6.72553 GHz	-44.66 dBm	-49.06 dB	-9.06 dB

Date: 19.NOV.2022 07:35:47

Plot on Channel 6855MHz

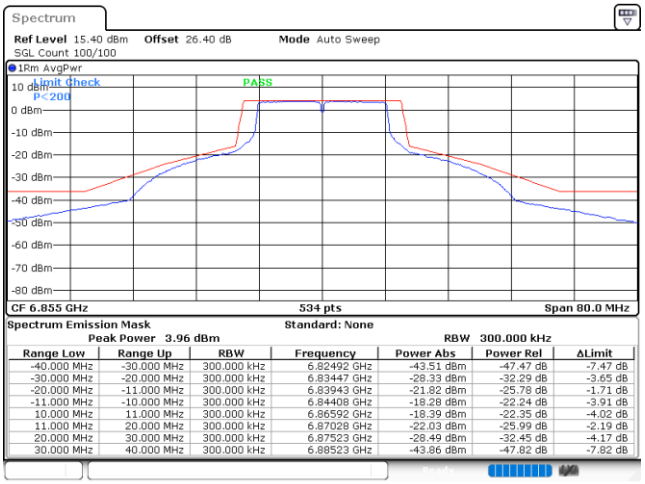

Spectrum Emission Mask Standard: None

Peak Power 3.96 dBm RBW 300.000 kHz

Range Low	Range Up	RBW	Frequency	Power Abs	Power Rel	ΔLimit
-40.000 MHz	-30.000 MHz	300.000 kHz	6.82492 GHz	-43.51 dBm	-47.47 dB	-7.47 dB
-30.000 MHz	-20.000 MHz	300.000 kHz	6.83447 GHz	-28.33 dBm	-32.29 dB	-3.65 dB
-20.000 MHz	-11.000 MHz	300.000 kHz	6.83943 GHz	-21.82 dBm	-25.78 dB	-1.71 dB
-11.000 MHz	-10.000 MHz	300.000 kHz	6.84408 GHz	-18.28 dBm	-22.24 dB	-3.91 dB
10.000 MHz	11.000 MHz	300.000 kHz	6.86592 GHz	-18.39 dBm	-22.35 dB	-4.02 dB
11.000 MHz	20.000 MHz	300.000 kHz	6.87028 GHz	-22.03 dBm	-25.99 dB	-2.19 dB
20.000 MHz	30.000 MHz	300.000 kHz	6.87523 GHz	-28.49 dBm	-32.45 dB	-4.17 dB
30.000 MHz	40.000 MHz	300.000 kHz	6.88523 GHz	-43.86 dBm	-47.82 dB	-7.82 dB

Date: 19.NOV.2022 07:50:39

EUT Mode :	802.11ax HE20 Full RU

Plot on Channel 5955MHz

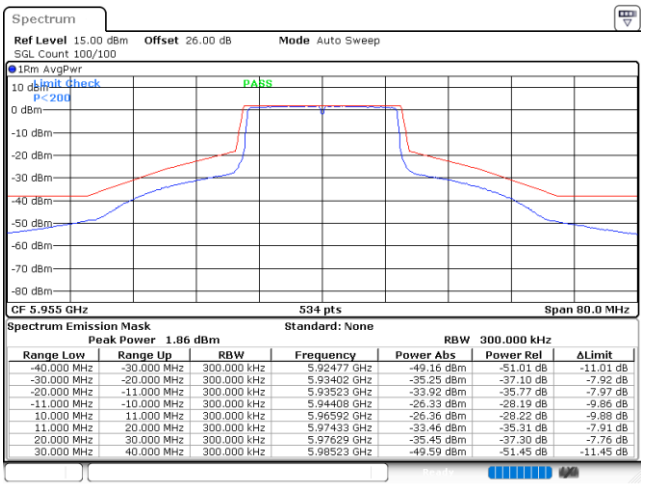

Plot on Channel 6195MHz

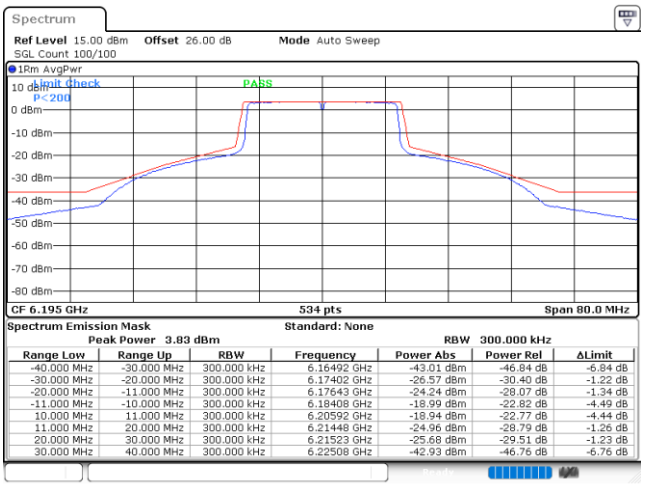

Plot on Channel 6415MHz

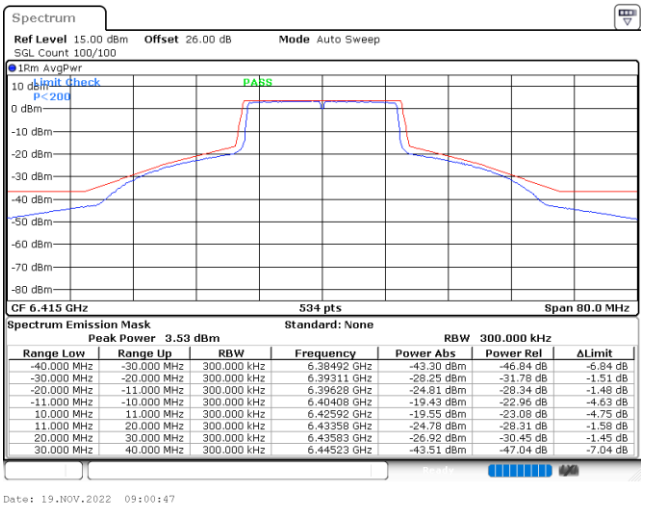

Plot on Channel 6535MHz

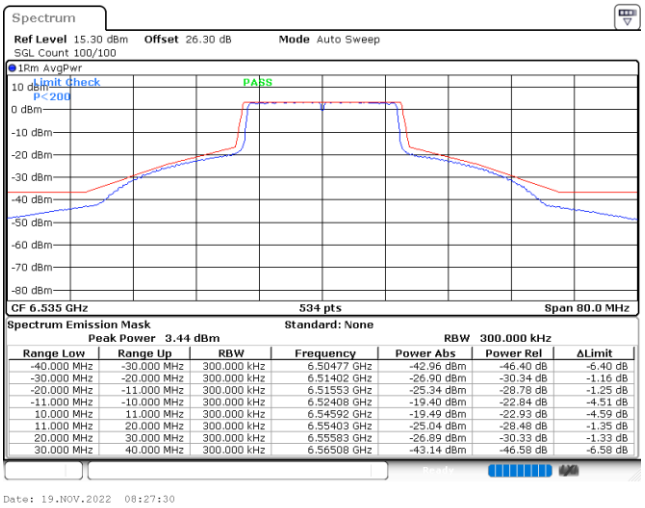

Plot on Channel 6695MHz

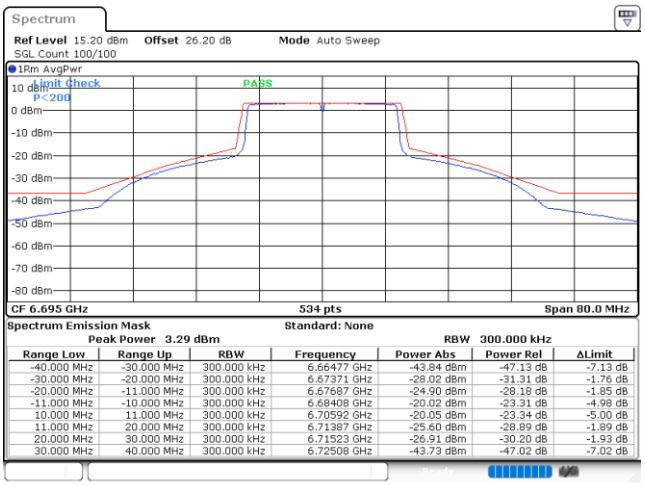

Range Low	Range Up	RBW	Frequency	Power Abs	Power Rel	ΔLimit
-40.000 MHz	-30.000 MHz	300.000 kHz	6.66477 GHz	-43.84 dBm	-47.13 dB	-7.13 dB
-30.000 MHz	-20.000 MHz	300.000 kHz	6.67371 GHz	-28.02 dBm	-31.31 dB	-1.76 dB
-20.000 MHz	-11.000 MHz	300.000 kHz	6.67687 GHz	-24.90 dBm	-28.18 dB	-1.85 dB
-11.000 MHz	-10.000 MHz	300.000 kHz	6.68408 GHz	-20.02 dBm	-23.31 dB	-4.98 dB
10.000 MHz	11.000 MHz	300.000 kHz	6.70592 GHz	-20.05 dBm	-23.34 dB	-5.00 dB
11.000 MHz	20.000 MHz	300.000 kHz	6.71387 GHz	-25.60 dBm	-28.89 dB	-1.89 dB
20.000 MHz	30.000 MHz	300.000 kHz	6.71523 GHz	-26.91 dBm	-30.20 dB	-1.93 dB
30.000 MHz	40.000 MHz	300.000 kHz	6.72508 GHz	-43.73 dBm	-47.02 dB	-7.02 dB

Date: 19.NOV.2022 08:16:32

Plot on Channel 6855MHz

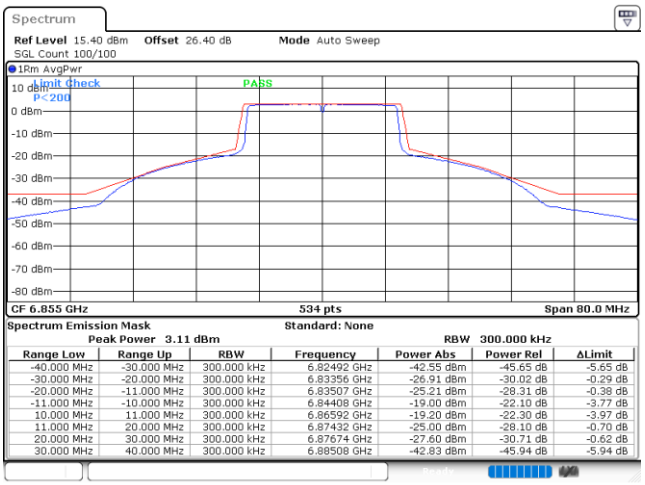

Range Low	Range Up	RBW	Frequency	Power Abs	Power Rel	ΔLimit
-40.000 MHz	-30.000 MHz	300.000 kHz	6.82492 GHz	-42.55 dBm	-45.65 dB	-5.65 dB
-30.000 MHz	-20.000 MHz	300.000 kHz	6.83356 GHz	-26.91 dBm	-30.02 dB	-0.29 dB
-20.000 MHz	-11.000 MHz	300.000 kHz	6.83507 GHz	-25.21 dBm	-28.31 dB	-0.38 dB
-11.000 MHz	-10.000 MHz	300.000 kHz	6.84408 GHz	-19.00 dBm	-22.10 dB	-3.77 dB
10.000 MHz	11.000 MHz	300.000 kHz	6.86592 GHz	-19.20 dBm	-22.30 dB	-3.97 dB
11.000 MHz	20.000 MHz	300.000 kHz	6.87432 GHz	-25.00 dBm	-28.10 dB	-0.70 dB
20.000 MHz	30.000 MHz	300.000 kHz	6.87674 GHz	-27.60 dBm	-30.71 dB	-0.62 dB
30.000 MHz	40.000 MHz	300.000 kHz	6.88508 GHz	-42.83 dBm	-45.94 dB	-5.94 dB

Date: 19.NOV.2022 08:13:17

EUT Mode :	802.11ax HE20 26RU

Plot on Channel 5955MHz

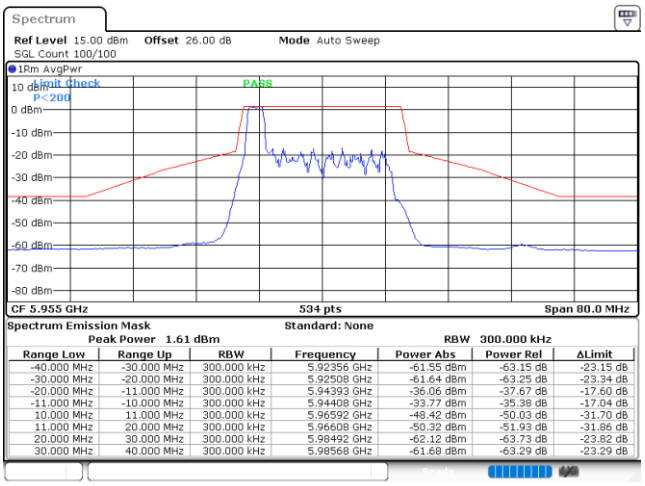

Spectrum Emission Mask Standard: None
Peak Power 1.61 dBm RBW 300.000 kHz

Range Low	Range Up	RBW	Frequency	Power Abs	Power Rel	ΔLimit
-40.000 MHz	-30.000 MHz	300.000 kHz	5.92356 GHz	-61.55 dBm	-63.15 dB	-23.15 dB
-30.000 MHz	-20.000 MHz	300.000 kHz	5.92508 GHz	-61.64 dBm	-63.25 dB	-23.34 dB
-20.000 MHz	-11.000 MHz	300.000 kHz	5.94393 GHz	-36.06 dBm	-37.67 dB	-17.60 dB
-11.000 MHz	-10.000 MHz	300.000 kHz	5.94408 GHz	-33.77 dBm	-35.38 dB	-17.04 dB
10.000 MHz	11.000 MHz	300.000 kHz	5.96592 GHz	-48.42 dBm	-50.03 dB	-31.70 dB
11.000 MHz	20.000 MHz	300.000 kHz	5.96608 GHz	-50.32 dBm	-51.93 dB	-31.86 dB
20.000 MHz	30.000 MHz	300.000 kHz	5.98492 GHz	-62.12 dBm	-63.73 dB	-23.82 dB
30.000 MHz	40.000 MHz	300.000 kHz	5.98568 GHz	-61.68 dBm	-63.29 dB	-23.29 dB

Date: 19.NOV.2022 12:49:32

Plot on Channel 6195MHz

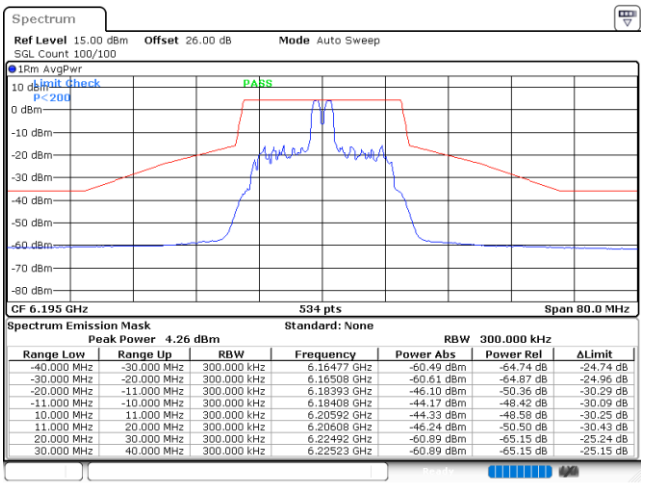

Spectrum Emission Mask Standard: None
Peak Power 4.26 dBm RBW 300.000 kHz

Range Low	Range Up	RBW	Frequency	Power Abs	Power Rel	ΔLimit
-40.000 MHz	-30.000 MHz	300.000 kHz	6.16477 GHz	-60.49 dBm	-64.74 dB	-24.74 dB
-30.000 MHz	-20.000 MHz	300.000 kHz	6.16508 GHz	-60.61 dBm	-64.87 dB	-24.96 dB
-20.000 MHz	-11.000 MHz	300.000 kHz	6.18393 GHz	-46.10 dBm	-50.36 dB	-30.29 dB
-11.000 MHz	-10.000 MHz	300.000 kHz	6.18408 GHz	-44.17 dBm	-48.42 dB	-30.09 dB
10.000 MHz	11.000 MHz	300.000 kHz	6.20592 GHz	-44.33 dBm	-48.58 dB	-30.25 dB
11.000 MHz	20.000 MHz	300.000 kHz	6.20608 GHz	-46.24 dBm	-50.50 dB	-30.43 dB
20.000 MHz	30.000 MHz	300.000 kHz	6.22492 GHz	-60.89 dBm	-65.15 dB	-25.24 dB
30.000 MHz	40.000 MHz	300.000 kHz	6.22523 GHz	-60.89 dBm	-65.15 dB	-25.15 dB

Date: 19.NOV.2022 14:49:54

Plot on Channel 6415MHz

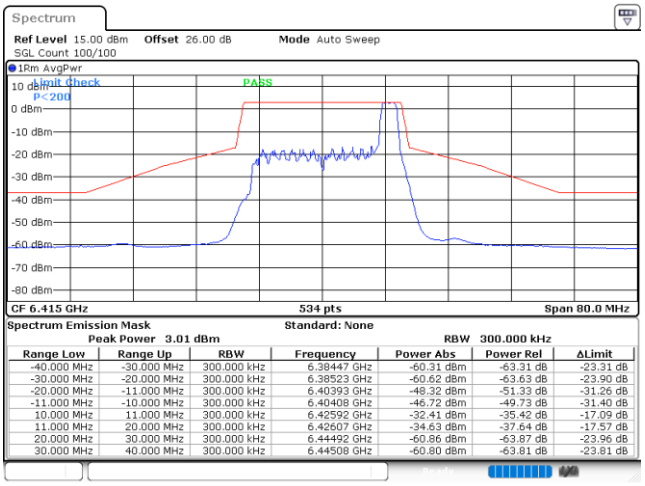

Spectrum Emission Mask Standard: None
Peak Power 3.01 dBm RBW 300.000 kHz

Range Low	Range Up	RBW	Frequency	Power Abs	Power Rel	ΔLimit
-40.000 MHz	-30.000 MHz	300.000 kHz	6.38447 GHz	-60.31 dBm	-63.31 dB	-23.31 dB
-30.000 MHz	-20.000 MHz	300.000 kHz	6.38523 GHz	-60.62 dBm	-63.63 dB	-23.90 dB
-20.000 MHz	-11.000 MHz	300.000 kHz	6.40393 GHz	-48.32 dBm	-51.33 dB	-31.26 dB
-11.000 MHz	-10.000 MHz	300.000 kHz	6.40408 GHz	-46.72 dBm	-49.73 dB	-31.40 dB
10.000 MHz	11.000 MHz	300.000 kHz	6.42592 GHz	-32.41 dBm	-35.42 dB	-17.09 dB
11.000 MHz	20.000 MHz	300.000 kHz	6.42607 GHz	-34.63 dBm	-37.64 dB	-17.57 dB
20.000 MHz	30.000 MHz	300.000 kHz	6.44492 GHz	-60.86 dBm	-63.87 dB	-23.96 dB
30.000 MHz	40.000 MHz	300.000 kHz	6.44508 GHz	-60.80 dBm	-63.81 dB	-23.81 dB

Date: 19.NOV.2022 15:10:35

Plot on Channel 6535MHz

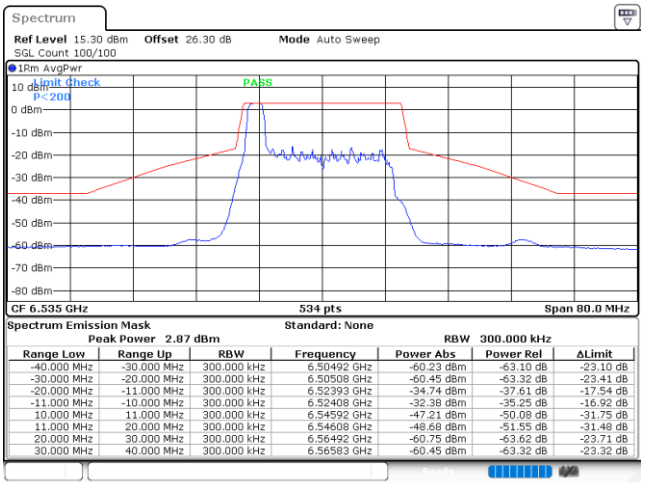

Spectrum Emission Mask Standard: None
Peak Power 2.87 dBm RBW 300.000 kHz

Range Low	Range Up	RBW	Frequency	Power Abs	Power Rel	ΔLimit
-40.000 MHz	-30.000 MHz	300.000 kHz	6.50492 GHz	-60.23 dBm	-63.10 dB	-23.10 dB
-30.000 MHz	-20.000 MHz	300.000 kHz	6.50508 GHz	-60.45 dBm	-63.32 dB	-23.41 dB
-20.000 MHz	-11.000 MHz	300.000 kHz	6.52393 GHz	-34.74 dBm	-37.61 dB	-17.54 dB
-11.000 MHz	-10.000 MHz	300.000 kHz	6.52408 GHz	-32.38 dBm	-35.25 dB	-16.92 dB
10.000 MHz	11.000 MHz	300.000 kHz	6.54592 GHz	-47.21 dBm	-50.08 dB	-31.75 dB
11.000 MHz	20.000 MHz	300.000 kHz	6.54608 GHz	-48.68 dBm	-51.55 dB	-31.48 dB
20.000 MHz	30.000 MHz	300.000 kHz	6.56492 GHz	-60.75 dBm	-63.62 dB	-23.71 dB
30.000 MHz	40.000 MHz	300.000 kHz	6.56583 GHz	-60.45 dBm	-63.32 dB	-23.32 dB

Date: 19.NOV.2022 16:07:12

Plot on Channel 6695MHz

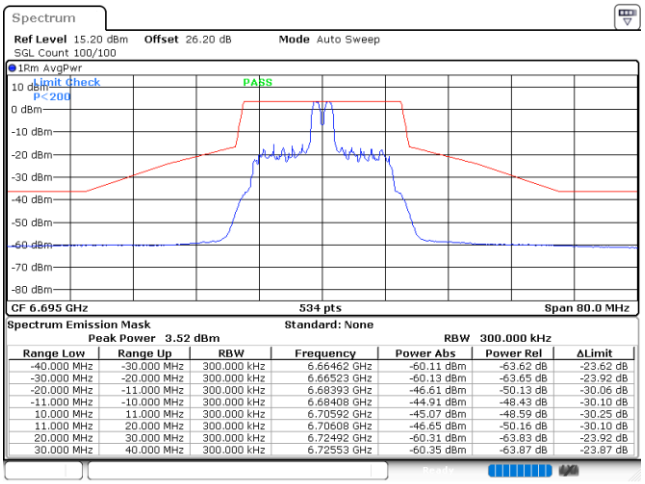

Spectrum Emission Mask Standard: None

Peak Power 3.52 dBm RBW 300.000 kHz

Range Low	Range Up	RBW	Frequency	Power Abs	Power Rel	ΔLimit
-40.000 MHz	-30.000 MHz	300.000 kHz	6.66462 GHz	-60.11 dBm	-63.62 dB	-23.62 dB
-30.000 MHz	-20.000 MHz	300.000 kHz	6.66523 GHz	-60.13 dBm	-63.65 dB	-23.92 dB
-20.000 MHz	-11.000 MHz	300.000 kHz	6.68393 GHz	-46.61 dBm	-50.13 dB	-30.06 dB
-11.000 MHz	-10.000 MHz	300.000 kHz	6.68408 GHz	-44.91 dBm	-48.43 dB	-30.10 dB
10.000 MHz	11.000 MHz	300.000 kHz	6.70592 GHz	-45.07 dBm	-48.59 dB	-30.25 dB
11.000 MHz	20.000 MHz	300.000 kHz	6.70608 GHz	-46.65 dBm	-50.16 dB	-30.10 dB
20.000 MHz	30.000 MHz	300.000 kHz	6.72492 GHz	-60.31 dBm	-63.83 dB	-23.92 dB
30.000 MHz	40.000 MHz	300.000 kHz	6.72553 GHz	-60.35 dBm	-63.87 dB	-23.87 dB

Date: 19.NOV.2022 17:12:27

Plot on Channel 6855MHz

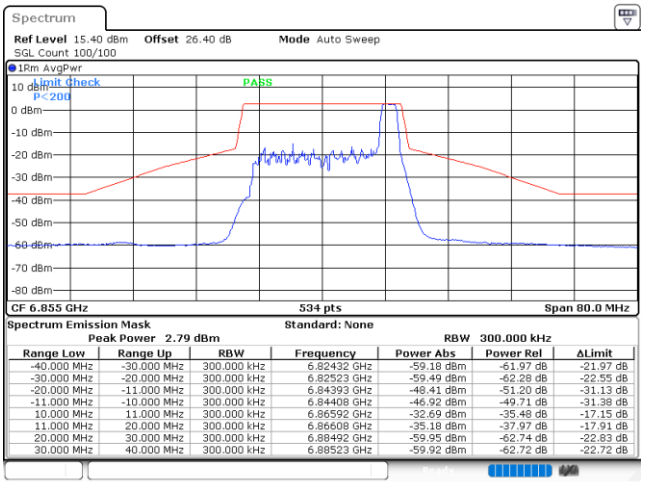

Spectrum Emission Mask Standard: None

Peak Power 2.79 dBm RBW 300.000 kHz

Range Low	Range Up	RBW	Frequency	Power Abs	Power Rel	ΔLimit
-40.000 MHz	-30.000 MHz	300.000 kHz	6.82432 GHz	-59.18 dBm	-61.97 dB	-21.97 dB
-30.000 MHz	-20.000 MHz	300.000 kHz	6.82523 GHz	-59.49 dBm	-62.28 dB	-22.55 dB
-20.000 MHz	-11.000 MHz	300.000 kHz	6.84393 GHz	-48.41 dBm	-51.20 dB	-31.13 dB
-11.000 MHz	-10.000 MHz	300.000 kHz	6.84408 GHz	-46.92 dBm	-49.71 dB	-31.38 dB
10.000 MHz	11.000 MHz	300.000 kHz	6.86592 GHz	-32.69 dBm	-35.48 dB	-17.15 dB
11.000 MHz	20.000 MHz	300.000 kHz	6.86608 GHz	-35.18 dBm	-37.97 dB	-17.91 dB
20.000 MHz	30.000 MHz	300.000 kHz	6.88492 GHz	-59.95 dBm	-62.74 dB	-22.83 dB
30.000 MHz	40.000 MHz	300.000 kHz	6.88523 GHz	-59.92 dBm	-62.72 dB	-22.72 dB

Date: 19.NOV.2022 17:24:36