#01_HAC_E_GSM850_Voice_Ch128;Ant 0

Communication System: GSM-FDD (TDMA, GMSK); Frequency: 824.2 MHz;Duty Cycle: 1:8.69961
Medium: Air Medium parameters used: $\sigma = 0$ S/m, $\varepsilon_r = 1$; $\rho = 0$ kg/m^3
Ambient Temperature：23.5 ℃

DASY5 Configuration
- Probe: EF3DV3 - SN4047; ConvF(1, 1, 1) @ 824.2 MHz; Calibrated: 2021/1/25
- Sensor-Surface: (Fix Surface)
- Electronics: DAE4 Sn1311; Calibrated: 2021/8/20
- Phantom: HAC Test Arch with AMCC; Type: SD HAC P01 BA;
- Measurement SW: DASY52, Version 52.10 (4); SEMCAD X Version 14.6.14 (7483)

E Scan - ER3D: 15 mm from Probe Center to the Device/Hearing Aid Compatibility Test (101x101x1): Interpolated grid: dx=0.5000 mm, dy=0.5000 mm
Device Reference Point: 0, 0, -6.3 mm
Reference Value = 58.91 V/m; Power Drift = -0.03 dB
Applied MIF = 3.63 dB
RF audio interference level = 36.17 dBV/m
Emission category: M4

MIF scaled E-field

Grid 1 **M4** **35.61 dBV/m**	Grid 2 **M4** **36.17 dBV/m**	Grid 3 **M4** **35.69 dBV/m**
Grid 4 **M4** **35.69 dBV/m**	Grid 5 **M4** **36.13 dBV/m**	Grid 6 **M4** **35.62 dBV/m**
Grid 7 **M4** **35.61 dBV/m**	Grid 8 **M4** **35.96 dBV/m**	Grid 9 **M4** **35.36 dBV/m**

Cursor:
Total = 36.17 dBV/m
E Category: M4
Location: -0.5, -25, 8.7 mm

0 dB = 64.34 V/m = 36.17 dBV/m

#02_HAC_E_GSM850_Voice_Ch189;Ant 0

Communication System: GSM-FDD (TDMA, GMSK); Frequency: 836.4 MHz;Duty Cycle: 1:8.69961
Medium: Air Medium parameters used: $\sigma = 0$ S/m, $\varepsilon_r = 1$; $\rho = 0$ kg/m^3
Ambient Temperature：23.5 ℃

DASY5 Configuration
- Probe: EF3DV3 - SN4047; ConvF(1, 1, 1) @ 836.4 MHz; Calibrated: 2021/1/25
- Sensor-Surface: (Fix Surface)
- Electronics: DAE4 Sn1311; Calibrated: 2021/8/20
- Phantom: HAC Test Arch with AMCC; Type: SD HAC P01 BA;
- Measurement SW: DASY52, Version 52.10 (4); SEMCAD X Version 14.6.14 (7483)

E Scan - ER3D: 15 mm from Probe Center to the Device/Hearing Aid Compatibility Test (101x101x1): Interpolated grid: dx=0.5000 mm, dy=0.5000 mm
Device Reference Point: 0, 0, -6.3 mm
Reference Value = 58.41 V/m; Power Drift = 0.06 dB
Applied MIF = 3.63 dB
RF audio interference level = 36.28 dBV/m
Emission category: M4

MIF scaled E-field

Grid 1 **M4** **35.6 dBV/m**	Grid 2 **M4** **36.28 dBV/m**	Grid 3 **M4** **35.91 dBV/m**
Grid 4 **M4** **35.69 dBV/m**	Grid 5 **M4** **36.2 dBV/m**	Grid 6 **M4** **35.79 dBV/m**
Grid 7 **M4** **35.74 dBV/m**	Grid 8 **M4** **36.06 dBV/m**	Grid 9 **M4** **35.45 dBV/m**

Cursor:
Total = 36.28 dBV/m
E Category: M4
Location: -2, -23.5, 8.7 mm

0 dB = 65.16 V/m = 36.28 dBV/m

#03_HAC_E_GSM850_Voice_Ch251;Ant 0

Communication System: GSM-FDD (TDMA, GMSK); Frequency: 848.8 MHz;Duty Cycle: 1:8.69961
Medium: Air Medium parameters used: $\sigma = 0$ S/m, $\varepsilon_r = 1$; $\rho = 0$ kg/m^3
Ambient Temperature：23.5 ℃

DASY5 Configuration
- Probe: EF3DV3 - SN4047; ConvF(1, 1, 1) @ 848.8 MHz; Calibrated: 2021/1/25
- Sensor-Surface: (Fix Surface)
- Electronics: DAE4 Sn1311; Calibrated: 2021/8/20
- Phantom: HAC Test Arch with AMCC; Type: SD HAC P01 BA;
- Measurement SW: DASY52, Version 52.10 (4); SEMCAD X Version 14.6.14 (7483)

E Scan - ER3D: 15 mm from Probe Center to the Device/Hearing Aid Compatibility Test (101x101x1): Interpolated grid: dx=0.5000 mm, dy=0.5000 mm
Device Reference Point: 0, 0, -6.3 mm
Reference Value = 61.97 V/m; Power Drift = -0.02 dB
Applied MIF = 3.63 dB
RF audio interference level = 36.70 dBV/m
Emission category: M4

MIF scaled E-field

Grid 1 **M4** **35.64 dBV/m**	Grid 2 **M4** **36.64 dBV/m**	Grid 3 **M4** **36.41 dBV/m**
Grid 4 **M4** **36.01 dBV/m**	Grid 5 **M4** **36.67 dBV/m**	Grid 6 **M4** **36.37 dBV/m**
Grid 7 **M4** **36.25 dBV/m**	Grid 8 **M4** **36.7 dBV/m**	Grid 9 **M4** **36.16 dBV/m**

Cursor:
Total = 36.70 dBV/m
E Category: M4
Location: 1, 25, 8.7 mm

0 dB = 68.35 V/m = 36.69 dBV/m

#04_HAC_E_GSM850_Voice_Ch128;Ant 1

Communication System: GSM-FDD (TDMA, GMSK); Frequency: 824.2 MHz;Duty Cycle: 1:8.69961
Medium: Air Medium parameters used: $\sigma = 0$ S/m, $\varepsilon_r = 1$; $\rho = 0$ kg/m^3
Ambient Temperature：23.5 ℃

DASY5 Configuration
- Probe: EF3DV3 - SN4047; ConvF(1, 1, 1) @ 824.2 MHz; Calibrated: 2021/1/25
- Sensor-Surface: (Fix Surface)
- Electronics: DAE4 Sn1311; Calibrated: 2021/8/20
- Phantom: HAC Test Arch with AMCC; Type: SD HAC P01 BA;
- Measurement SW: DASY52, Version 52.10 (4); SEMCAD X Version 14.6.14 (7483)

E Scan - ER3D: 15 mm from Probe Center to the Device/Hearing Aid Compatibility Test (101x101x1): Interpolated grid: dx=0.5000 mm, dy=0.5000 mm
Device Reference Point: 0, 0, -6.3 mm
Reference Value = 87.52 V/m; Power Drift = -0.04 dB
Applied MIF = 3.63 dB
RF audio interference level = 41.25 dBV/m
Emission category: M3

MIF scaled E-field

Grid 1 **M3** **40.03 dBV/m**	Grid 2 **M3** **41.25 dBV/m**	Grid 3 **M3** **40.95 dBV/m**
Grid 4 **M4** **38.47 dBV/m**	Grid 5 **M4** **39.42 dBV/m**	Grid 6 **M4** **38.47 dBV/m**
Grid 7 **M4** **37.03 dBV/m**	Grid 8 **M4** **37.51 dBV/m**	Grid 9 **M4** **36.32 dBV/m**

Cursor:
Total = 41.25 dBV/m
E Category: M3
Location: -3.5, -25, 8.7 mm

0 dB = 115.5 V/m = 41.25 dBV/m

#05_HAC_E_GSM850_Voice_Ch189;Ant 1

Communication System: GSM-FDD (TDMA, GMSK); Frequency: 836.4 MHz;Duty Cycle: 1:8.69961
Medium: Air Medium parameters used: $\sigma = 0$ S/m, $\varepsilon_r = 1$; $\rho = 0$ kg/m^3
Ambient Temperature：23.5 ℃

DASY5 Configuration
- Probe: EF3DV3 - SN4047; ConvF(1, 1, 1) @ 836.4 MHz; Calibrated: 2021/1/25
- Sensor-Surface: (Fix Surface)
- Electronics: DAE4 Sn1311; Calibrated: 2021/8/20
- Phantom: HAC Test Arch with AMCC; Type: SD HAC P01 BA;
- Measurement SW: DASY52, Version 52.10 (4); SEMCAD X Version 14.6.14 (7483)

E Scan - ER3D: 15 mm from Probe Center to the Device/Hearing Aid Compatibility Test (101x101x1): Interpolated grid: dx=0.5000 mm, dy=0.5000 mm
Device Reference Point: 0, 0, -6.3 mm
Reference Value = 86.77 V/m; Power Drift = -0.01 dB
Applied MIF = 3.63 dB
RF audio interference level = 41.20 dBV/m
Emission category: M3

MIF scaled E-field

Grid 1 **M3** **40.06 dBV/m**	Grid 2 **M3** **41.2 dBV/m**	Grid 3 **M3** **40.92 dBV/m**
Grid 4 **M4** **38.41 dBV/m**	Grid 5 **M4** **39.39 dBV/m**	Grid 6 **M4** **38.4 dBV/m**
Grid 7 **M4** **36.92 dBV/m**	Grid 8 **M4** **37.41 dBV/m**	Grid 9 **M4** **36.22 dBV/m**

Cursor:
Total = 41.20 dBV/m
E Category: M3
Location: -3.5, -25, 8.7 mm

0 dB = 114.8 V/m = 41.20 dBV/m

#06_HAC_E_GSM850_Voice_Ch251;Ant 1

Communication System: GSM-FDD (TDMA, GMSK); Frequency: 848.8 MHz;Duty Cycle: 1:8.69961
Medium: Air Medium parameters used: $\sigma = 0$ S/m, $\varepsilon_r = 1$; $\rho = 0$ kg/m^3
Ambient Temperature：23.5 ℃

DASY5 Configuration
- Probe: EF3DV3 - SN4047; ConvF(1, 1, 1) @ 848.8 MHz; Calibrated: 2021/1/25
- Sensor-Surface: (Fix Surface)
- Electronics: DAE4 Sn1311; Calibrated: 2021/8/20
- Phantom: HAC Test Arch with AMCC; Type: SD HAC P01 BA;
- Measurement SW: DASY52, Version 52.10 (4); SEMCAD X Version 14.6.14 (7483)

E Scan - ER3D: 15 mm from Probe Center to the Device/Hearing Aid Compatibility Test (101x101x1): Interpolated grid: dx=0.5000 mm, dy=0.5000 mm
Device Reference Point: 0, 0, -6.3 mm
Reference Value = 87.10 V/m; Power Drift = -0.01 dB
Applied MIF = 3.63 dB
RF audio interference level = 41.28 dBV/m
Emission category: M3

MIF scaled E-field

Grid 1 **M4** **39.98 dBV/m**	Grid 2 **M3** **41.28 dBV/m**	Grid 3 **M3** **41.02 dBV/m**
Grid 4 **M4** **38.35 dBV/m**	Grid 5 **M4** **39.35 dBV/m**	Grid 6 **M4** **38.4 dBV/m**
Grid 7 **M4** **36.96 dBV/m**	Grid 8 **M4** **37.43 dBV/m**	Grid 9 **M4** **36.24 dBV/m**

Cursor:
Total = 41.28 dBV/m
E Category: M3
Location: -4, -25, 8.7 mm

0 dB = 115.9 V/m = 41.28 dBV/m

#07_HAC_E_GSM1900_Voice_Ch512;Ant 0

Communication System: GSM-FDD (TDMA, GMSK); Frequency: 1850.2 MHz;Duty Cycle: 1:8.69961
Medium: Air Medium parameters used: $\sigma = 0$ S/m, $\varepsilon_r = 1$; $\rho = 0$ kg/m^3
Ambient Temperature：23.5 ℃

DASY5 Configuration
- Probe: EF3DV3 - SN4047; ConvF(1, 1, 1) @ 1850.2 MHz; Calibrated: 2021/1/25
- Sensor-Surface: (Fix Surface)
- Electronics: DAE4 Sn1311; Calibrated: 2021/8/20
- Phantom: HAC Test Arch with AMCC; Type: SD HAC P01 BA;
- Measurement SW: DASY52, Version 52.10 (4); SEMCAD X Version 14.6.14 (7483)

E Scan - ER3D: 15 mm from Probe Center to the Device/Hearing Aid Compatibility Test (101x101x1): Interpolated grid: dx=0.5000 mm, dy=0.5000 mm
Device Reference Point: 0, 0, -6.3 mm
Reference Value = 11.62 V/m; Power Drift = -0.07 dB
Applied MIF = 3.63 dB
RF audio interference level = 23.88 dBV/m
Emission category: M4

MIF scaled E-field

Grid 1 **M4** **23.88 dBV/m**	Grid 2 **M4** **23.35 dBV/m**	Grid 3 **M4** **22.13 dBV/m**
Grid 4 **M4** **23.8 dBV/m**	Grid 5 **M4** **23.05 dBV/m**	Grid 6 **M4** **22.25 dBV/m**
Grid 7 **M4** **23.06 dBV/m**	Grid 8 **M4** **22.72 dBV/m**	Grid 9 **M4** **22.32 dBV/m**

Cursor:
Total = 23.88 dBV/m
E Category: M4
Location: 25, -10.5, 8.7 mm

0 dB = 15.63 V/m = 23.88 dBV/m

#08_HAC_E_GSM1900_Voice_Ch661;Ant 0

Communication System: GSM-FDD (TDMA, GMSK); Frequency: 1880 MHz;Duty Cycle: 1:8.69961
Medium: Air Medium parameters used: $\sigma = 0$ S/m, $\varepsilon_r = 1$; $\rho = 0$ kg/m^3
Ambient Temperature：23.5 ℃

DASY5 Configuration
- Probe: EF3DV3 - SN4047; ConvF(1, 1, 1) @ 1880 MHz; Calibrated: 2021/1/25
- Sensor-Surface: (Fix Surface)
- Electronics: DAE4 Sn1311; Calibrated: 2021/8/20
- Phantom: HAC Test Arch with AMCC; Type: SD HAC P01 BA;
- Measurement SW: DASY52, Version 52.10 (4); SEMCAD X Version 14.6.14 (7483)

E Scan - ER3D: 15 mm from Probe Center to the Device/Hearing Aid Compatibility Test (101x101x1): Interpolated grid: dx=0.5000 mm, dy=0.5000 mm
Device Reference Point: 0, 0, -6.3 mm
Reference Value = 11.74 V/m; Power Drift = -0.06 dB
Applied MIF = 3.63 dB
RF audio interference level = 23.88 dBV/m
Emission category: M4

MIF scaled E-field

Grid 1 **M4** **23.88 dBV/m**	Grid 2 **M4** **23.45 dBV/m**	Grid 3 **M4** **22.33 dBV/m**
Grid 4 **M4** **23.84 dBV/m**	Grid 5 **M4** **22.9 dBV/m**	Grid 6 **M4** **22.09 dBV/m**
Grid 7 **M4** **22.92 dBV/m**	Grid 8 **M4** **22.54 dBV/m**	Grid 9 **M4** **22.15 dBV/m**

Cursor:
Total = 23.88 dBV/m
E Category: M4
Location: 25, -10.5, 8.7 mm



0 dB = 15.63 V/m = 23.88 dBV/m

#09_HAC_E_GSM1900_Voice_Ch810;Ant 0

Communication System: GSM-FDD (TDMA, GMSK); Frequency: 1909.8 MHz;Duty Cycle: 1:8.69961
Medium: Air Medium parameters used: $\sigma = 0$ S/m, $\varepsilon_r = 1$; $\rho = 0$ kg/m^3
Ambient Temperature：23.5 ℃

DASY5 Configuration
- Probe: EF3DV3 - SN4047; ConvF(1, 1, 1) @ 1909.8 MHz; Calibrated: 2021/1/25
- Sensor-Surface: (Fix Surface)
- Electronics: DAE4 Sn1311; Calibrated: 2021/8/20
- Phantom: HAC Test Arch with AMCC; Type: SD HAC P01 BA;
- Measurement SW: DASY52, Version 52.10 (4); SEMCAD X Version 14.6.14 (7483)

E Scan - ER3D: 15 mm from Probe Center to the Device/Hearing Aid Compatibility Test (101x101x1): Interpolated grid: dx=0.5000 mm, dy=0.5000 mm
Device Reference Point: 0, 0, -6.3 mm
Reference Value = 11.74 V/m; Power Drift = -0.01 dB
Applied MIF = 3.63 dB
RF audio interference level = 24.08 dBV/m
Emission category: M4

MIF scaled E-field

Grid 1 **M4** **24.08 dBV/m**	Grid 2 **M4** **23.58 dBV/m**	Grid 3 **M4** **22.61 dBV/m**
Grid 4 **M4** **23.92 dBV/m**	Grid 5 **M4** **23.11 dBV/m**	Grid 6 **M4** **22.53 dBV/m**
Grid 7 **M4** **23.26 dBV/m**	Grid 8 **M4** **22.71 dBV/m**	Grid 9 **M4** **22.54 dBV/m**

Cursor:
Total = 24.08 dBV/m
E Category: M4
Location: 25, -21, 8.7 mm



0 dB = 15.99 V/m = 24.08 dBV/m

#10_HAC_E_GSM1900_Voice_Ch512;Ant 2

Communication System: GSM-FDD (TDMA, GMSK); Frequency: 1850.2 MHz;Duty Cycle: 1:8.69961
Medium: Air Medium parameters used: $\sigma = 0$ S/m, $\varepsilon_r = 1$; $\rho = 0$ kg/m^3
Ambient Temperature：23.5 ℃

DASY5 Configuration
- Probe: EF3DV3 - SN4047; ConvF(1, 1, 1) @ 1850.2 MHz; Calibrated: 2021/1/25
- Sensor-Surface: (Fix Surface)
- Electronics: DAE4 Sn1311; Calibrated: 2021/8/20
- Phantom: HAC Test Arch with AMCC; Type: SD HAC P01 BA;
- Measurement SW: DASY52, Version 52.10 (4); SEMCAD X Version 14.6.14 (7483)

E Scan - ER3D: 15 mm from Probe Center to the Device/Hearing Aid Compatibility Test (101x101x1): Interpolated grid: dx=0.5000 mm, dy=0.5000 mm
Device Reference Point: 0, 0, -6.3 mm
Reference Value = 8.639 V/m; Power Drift = 0.13 dB
Applied MIF = 3.63 dB
RF audio interference level = 23.45 dBV/m
Emission category: M4

MIF scaled E-field

Grid 1 **M4** **23.45 dBV/m**	Grid 2 **M4** **21.72 dBV/m**	Grid 3 **M4** **19.34 dBV/m**
Grid 4 **M4** **23.41 dBV/m**	Grid 5 **M4** **22.01 dBV/m**	Grid 6 **M4** **19.87 dBV/m**
Grid 7 **M4** **22.9 dBV/m**	Grid 8 **M4** **21.65 dBV/m**	Grid 9 **M4** **20.27 dBV/m**

Cursor:
Total = 23.45 dBV/m
E Category: M4
Location: 24.5, -9.5, 8.7 mm



0 dB = 14.87 V/m = 23.45 dBV/m

#11_HAC_E_GSM1900_Voice_Ch661;Ant 2

Communication System: GSM-FDD (TDMA, GMSK); Frequency: 1880 MHz;Duty Cycle: 1:8.69961
Medium: Air Medium parameters used: $\sigma = 0$ S/m, $\varepsilon_r = 1$; $\rho = 0$ kg/m^3
Ambient Temperature：23.5 ℃

DASY5 Configuration
- Probe: EF3DV3 - SN4047; ConvF(1, 1, 1) @ 1880 MHz; Calibrated: 2021/1/25
- Sensor-Surface: (Fix Surface)
- Electronics: DAE4 Sn1311; Calibrated: 2021/8/20
- Phantom: HAC Test Arch with AMCC; Type: SD HAC P01 BA;
- Measurement SW: DASY52, Version 52.10 (4); SEMCAD X Version 14.6.14 (7483)

E Scan - ER3D: 15 mm from Probe Center to the Device/Hearing Aid Compatibility Test (101x101x1): Interpolated grid: dx=0.5000 mm, dy=0.5000 mm
Device Reference Point: 0, 0, -6.3 mm
Reference Value = 8.244 V/m; Power Drift = 0.10 dB
Applied MIF = 3.63 dB
RF audio interference level = 23.54 dBV/m
Emission category: M4

MIF scaled E-field

Grid 1 **M4** **23.45 dBV/m**	Grid 2 **M4** **21.82 dBV/m**	Grid 3 **M4** **18.89 dBV/m**
Grid 4 **M4** **23.54 dBV/m**	Grid 5 **M4** **22.04 dBV/m**	Grid 6 **M4** **19.37 dBV/m**
Grid 7 **M4** **23.14 dBV/m**	Grid 8 **M4** **21.68 dBV/m**	Grid 9 **M4** **19.77 dBV/m**

Cursor:
Total = 23.54 dBV/m
E Category: M4
Location: 25, 4, 8.7 mm



0 dB = 15.03 V/m = 23.54 dBV/m

#12_HAC_E_GSM1900_Voice_Ch810;Ant 2

Communication System: GSM-FDD (TDMA, GMSK); Frequency: 1909.8 MHz;Duty Cycle: 1:8.69961
Medium: Air Medium parameters used: $\sigma = 0$ S/m, $\varepsilon_r = 1$; $\rho = 0$ kg/m^3
Ambient Temperature：23.5 ℃

DASY5 Configuration
- Probe: EF3DV3 - SN4047; ConvF(1, 1, 1) @ 1909.8 MHz; Calibrated: 2021/1/25
- Sensor-Surface: (Fix Surface)
- Electronics: DAE4 Sn1311; Calibrated: 2021/8/20
- Phantom: HAC Test Arch with AMCC; Type: SD HAC P01 BA;
- Measurement SW: DASY52, Version 52.10 (4); SEMCAD X Version 14.6.14 (7483)

E Scan - ER3D: 15 mm from Probe Center to the Device/Hearing Aid Compatibility Test (101x101x1): Interpolated grid: dx=0.5000 mm, dy=0.5000 mm
Device Reference Point: 0, 0, -6.3 mm
Reference Value = 8.436 V/m; Power Drift = 0.12 dB
Applied MIF = 3.63 dB
RF audio interference level = 23.53 dBV/m
Emission category: M4

MIF scaled E-field

Grid 1 **M4** **23.52 dBV/m**	Grid 2 **M4** **21.8 dBV/m**	Grid 3 **M4** **18.87 dBV/m**
Grid 4 **M4** **23.53 dBV/m**	Grid 5 **M4** **22 dBV/m**	Grid 6 **M4** **19.41 dBV/m**
Grid 7 **M4** **23.14 dBV/m**	Grid 8 **M4** **21.79 dBV/m**	Grid 9 **M4** **19.86 dBV/m**

Cursor:
Total = 23.53 dBV/m
E Category: M4
Location: 25, 3.5, 8.7 mm

0 dB = 15.01 V/m = 23.53 dBV/m

#13_HAC_E_LTE Band 41_20M_QPSK_1_0_Ch39750;Ant 0

Communication System: LTE-TDD (SC-FDMA, 1 RB, 20 MHz, 16-QAM); Frequency: 2506 MHz;Duty Cycle: 1:8.8736
Medium: Air Medium parameters used: $\sigma = 0$ S/m, $\varepsilon_r = 1$; $\rho = 0$ kg/m^3
Ambient Temperature：23.5 ℃

DASY5 Configuration
- Probe: EF3DV3 - SN4047; ConvF(1, 1, 1) @ 2506 MHz; Calibrated: 2021/1/25
- Sensor-Surface: (Fix Surface)
- Electronics: DAE4 Sn1311; Calibrated: 2021/8/20
- Phantom: HAC Test Arch with AMCC; Type: SD HAC P01 BA;
- Measurement SW: DASY52, Version 52.10 (4); SEMCAD X Version 14.6.14 (7483)

E Scan - ER3D: 15 mm from Probe Center to the Device/Hearing Aid Compatibility Test (101x101x1): Interpolated grid: dx=0.5000 mm, dy=0.5000 mm
Device Reference Point: 0, 0, -6.3 mm
Reference Value = 21.77 V/m; Power Drift = -0.03 dB
Applied MIF = -1.44 dB
RF audio interference level = 26.76 dBV/m
Emission category: M4

MIF scaled E-field

Grid 1 **M4** **25.39 dBV/m**	Grid 2 **M4** **26.76 dBV/m**	Grid 3 **M4** **26.17 dBV/m**
Grid 4 **M4** **22.27 dBV/m**	Grid 5 **M4** **24.4 dBV/m**	Grid 6 **M4** **24.32 dBV/m**
Grid 7 **M4** **21.86 dBV/m**	Grid 8 **M4** **22.03 dBV/m**	Grid 9 **M4** **22.06 dBV/m**

Cursor:
Total = 26.76 dBV/m
E Category: M4
Location: -1, -25, 8.7 mm

0 dB = 21.77 V/m = 26.76 dBV/m

#14_HAC_E_LTE Band 41_20M_QPSK_1_0_Ch40185;Ant 0

Communication System: LTE-TDD (SC-FDMA, 1 RB, 20 MHz, 16-QAM); Frequency: 2549.5 MHz;Duty Cycle: 1:8.8736
Medium: Air Medium parameters used: $\sigma = 0$ S/m, $\varepsilon_r = 1$; $\rho = 0$ kg/m^3
Ambient Temperature：23.5 ℃

DASY5 Configuration
- Probe: EF3DV3 - SN4047; ConvF(1, 1, 1) @ 2549.5 MHz; Calibrated: 2021/1/25
- Sensor-Surface: (Fix Surface)
- Electronics: DAE4 Sn1311; Calibrated: 2021/8/20
- Phantom: HAC Test Arch with AMCC; Type: SD HAC P01 BA;
- Measurement SW: DASY52, Version 52.10 (4); SEMCAD X Version 14.6.14 (7483)

E Scan - ER3D: 15 mm from Probe Center to the Device/Hearing Aid Compatibility Test (101x101x1): Interpolated grid: dx=0.5000 mm, dy=0.5000 mm
Device Reference Point: 0, 0, -6.3 mm
Reference Value = 17.81 V/m; Power Drift = -0.01 dB
Applied MIF = -1.44 dB
RF audio interference level = 24.89 dBV/m
Emission category: M4

MIF scaled E-field

Grid 1 **M4** **24.09 dBV/m**	Grid 2 **M4** **24.89 dBV/m**	Grid 3 **M4** **24.24 dBV/m**
Grid 4 **M4** **21.27 dBV/m**	Grid 5 **M4** **22.78 dBV/m**	Grid 6 **M4** **22.72 dBV/m**
Grid 7 **M4** **20.48 dBV/m**	Grid 8 **M4** **20.82 dBV/m**	Grid 9 **M4** **20.87 dBV/m**

Cursor:
Total = 24.89 dBV/m
E Category: M4
Location: -0.5, -25, 8.7 mm



0 dB = 17.55 V/m = 24.89 dBV/m

#15_HAC_E_LTE Band 41_20M_QPSK_1_0_Ch40620;Ant 0

Communication System: LTE-TDD (SC-FDMA, 1 RB, 20 MHz, 16-QAM); Frequency: 2593 MHz;Duty Cycle: 1:8.8736
Medium: Air Medium parameters used: $\sigma = 0$ S/m, $\varepsilon_r = 1$; $\rho = 0$ kg/m^3
Ambient Temperature：23.5 ℃

DASY5 Configuration
- Probe: EF3DV3 - SN4047; ConvF(1, 1, 1) @ 2593 MHz; Calibrated: 2021/1/25
- Sensor-Surface: (Fix Surface)
- Electronics: DAE4 Sn1311; Calibrated: 2021/8/20
- Phantom: HAC Test Arch with AMCC; Type: SD HAC P01 BA;
- Measurement SW: DASY52, Version 52.10 (4); SEMCAD X Version 14.6.14 (7483)

E Scan - ER3D: 15 mm from Probe Center to the Device/Hearing Aid Compatibility Test (101x101x1): Interpolated grid: dx=0.5000 mm, dy=0.5000 mm
Device Reference Point: 0, 0, -6.3 mm
Reference Value = 19.58 V/m; Power Drift = 0.03 dB
Applied MIF = -1.44 dB
RF audio interference level = 26.28 dBV/m
Emission category: M4

MIF scaled E-field

Grid 1 **M4** **24.97 dBV/m**	Grid 2 **M4** **26.28 dBV/m**	Grid 3 **M4** **25.72 dBV/m**
Grid 4 **M4** **21.63 dBV/m**	Grid 5 **M4** **23.84 dBV/m**	Grid 6 **M4** **23.78 dBV/m**
Grid 7 **M4** **21.2 dBV/m**	Grid 8 **M4** **21.69 dBV/m**	Grid 9 **M4** **21.74 dBV/m**

Cursor:
Total = 26.28 dBV/m
E Category: M4
Location: -1.5, -25, 8.7 mm

0 dB = 20.60 V/m = 26.28 dBV/m

#16_HAC_E_LTE Band 41_20M_QPSK_1_0_Ch41055;Ant 0

Communication System: LTE-TDD (SC-FDMA, 1 RB, 20 MHz, 16-QAM); Frequency: 2636.5 MHz;Duty Cycle: 1:8.8736
Medium: Air Medium parameters used: $\sigma = 0$ S/m, $\varepsilon_r = 1$; $\rho = 0$ kg/m^3
Ambient Temperature：23.5 ℃

DASY5 Configuration
- Probe: EF3DV3 - SN4047; ConvF(1, 1, 1) @ 2636.5 MHz; Calibrated: 2021/1/25
- Sensor-Surface: (Fix Surface)
- Electronics: DAE4 Sn1311; Calibrated: 2021/8/20
- Phantom: HAC Test Arch with AMCC; Type: SD HAC P01 BA;
- Measurement SW: DASY52, Version 52.10 (4); SEMCAD X Version 14.6.14 (7483)

E Scan - ER3D: 15 mm from Probe Center to the Device/Hearing Aid Compatibility Test (101x101x1): Interpolated grid: dx=0.5000 mm, dy=0.5000 mm
Device Reference Point: 0, 0, -6.3 mm
Reference Value = 18.61 V/m; Power Drift = -0.03 dB
Applied MIF = -1.44 dB
RF audio interference level = 26.39 dBV/m
Emission category: M4

MIF scaled E-field

Grid 1 **M4** **24.75 dBV/m**	Grid 2 **M4** **26.39 dBV/m**	Grid 3 **M4** **26.07 dBV/m**
Grid 4 **M4** **22.78 dBV/m**	Grid 5 **M4** **24.08 dBV/m**	Grid 6 **M4** **24.07 dBV/m**
Grid 7 **M4** **22.38 dBV/m**	Grid 8 **M4** **21.81 dBV/m**	Grid 9 **M4** **21.87 dBV/m**

Cursor:
Total = 26.39 dBV/m
E Category: M4
Location: -2, -25, 8.7 mm

0 dB = 20.88 V/m = 26.39 dBV/m

#17_HAC_E_LTE Band 41_20M_QPSK_1_0_Ch41490;Ant 0

Communication System: LTE-TDD (SC-FDMA, 1 RB, 20 MHz, 16-QAM); Frequency: 2680 MHz;Duty Cycle: 1:8.8736
Medium: Air Medium parameters used: $\sigma = 0$ S/m, $\varepsilon_r = 1$; $\rho = 0$ kg/m^3
Ambient Temperature：23.5 ℃

DASY5 Configuration
- Probe: EF3DV3 - SN4047; ConvF(1, 1, 1) @ 2680 MHz; Calibrated: 2021/1/25
- Sensor-Surface: (Fix Surface)
- Electronics: DAE4 Sn1311; Calibrated: 2021/8/20
- Phantom: HAC Test Arch with AMCC; Type: SD HAC P01 BA;
- Measurement SW: DASY52, Version 52.10 (4); SEMCAD X Version 14.6.14 (7483)

E Scan - ER3D: 15 mm from Probe Center to the Device/Hearing Aid Compatibility Test (101x101x1): Interpolated grid: dx=0.5000 mm, dy=0.5000 mm
Device Reference Point: 0, 0, -6.3 mm
Reference Value = 18.90 V/m; Power Drift = -0.10 dB
Applied MIF = -1.44 dB
RF audio interference level = 26.48 dBV/m
Emission category: M4

MIF scaled E-field

Grid 1 **M4** **24.76 dBV/m**	Grid 2 **M4** **26.48 dBV/m**	Grid 3 **M4** **26.21 dBV/m**
Grid 4 **M4** **22.33 dBV/m**	Grid 5 **M4** **24.21 dBV/m**	Grid 6 **M4** **24.21 dBV/m**
Grid 7 **M4** **21.69 dBV/m**	Grid 8 **M4** **22.37 dBV/m**	Grid 9 **M4** **22.38 dBV/m**

Cursor:
Total = 26.48 dBV/m
E Category: M4
Location: -3, -25, 8.7 mm

0 dB = 21.08 V/m = 26.48 dBV/m

#18_HAC_E_LTE Band 41_20M_QPSK_1_0_Ch39750;Ant 0_HPUE

Communication System: LTE-TDD (SC-FDMA, 1 RB, 20 MHz, 16-QAM); Frequency: 2506 MHz;Duty Cycle: 1:8.8736
Medium: Air Medium parameters used: $\sigma = 0$ S/m, $\varepsilon_r = 1$; $\rho = 0$ kg/m^3
Ambient Temperature：23.5 ℃

DASY5 Configuration
- Probe: EF3DV3 - SN4047; ConvF(1, 1, 1) @ 2506 MHz; Calibrated: 2021/1/25
- Sensor-Surface: (Fix Surface)
- Electronics: DAE4 Sn1311; Calibrated: 2021/8/20
- Phantom: HAC Test Arch with AMCC; Type: SD HAC P01 BA;
- Measurement SW: DASY52, Version 52.10 (4); SEMCAD X Version 14.6.14 (7483)

E Scan - ER3D: 15 mm from Probe Center to the Device/Hearing Aid Compatibility Test (101x101x1): Interpolated grid: dx=0.5000 mm, dy=0.5000 mm
Device Reference Point: 0, 0, -6.3 mm
Reference Value = 15.31 V/m; Power Drift = -0.07 dB
Applied MIF = -1.44 dB
RF audio interference level = 24.13 dBV/m
Emission category: M4

MIF scaled E-field

Grid 1 **M4** **23.47 dBV/m**	Grid 2 **M4** **24.13 dBV/m**	Grid 3 **M4** **23.6 dBV/m**
Grid 4 **M4** **21.6 dBV/m**	Grid 5 **M4** **21.79 dBV/m**	Grid 6 **M4** **21.63 dBV/m**
Grid 7 **M4** **20.89 dBV/m**	Grid 8 **M4** **21.02 dBV/m**	Grid 9 **M4** **21.07 dBV/m**

Cursor:
Total = 24.13 dBV/m
E Category: M4
Location: -1, -25, 8.7 mm

0 dB = 16.09 V/m = 24.13 dBV/m

#19_HAC_E_LTE Band 41_20M_QPSK_1_0_Ch40185;Ant 0_HPUE

Communication System: LTE-TDD (SC-FDMA, 1 RB, 20 MHz, 16-QAM); Frequency: 2549.5 MHz;Duty Cycle: 1:8.8736
Medium: Air Medium parameters used: $\sigma = 0$ S/m, $\varepsilon_r = 1$; $\rho = 0$ kg/m^3
Ambient Temperature：23.5 ℃

DASY5 Configuration
- Probe: EF3DV3 - SN4047; ConvF(1, 1, 1) @ 2549.5 MHz; Calibrated: 2021/1/25
- Sensor-Surface: (Fix Surface)
- Electronics: DAE4 Sn1311; Calibrated: 2021/8/20
- Phantom: HAC Test Arch with AMCC; Type: SD HAC P01 BA;
- Measurement SW: DASY52, Version 52.10 (4); SEMCAD X Version 14.6.14 (7483)

E Scan - ER3D: 15 mm from Probe Center to the Device/Hearing Aid Compatibility Test (101x101x1): Interpolated grid: dx=0.5000 mm, dy=0.5000 mm
Device Reference Point: 0, 0, -6.3 mm
Reference Value = 19.91 V/m; Power Drift = -0.08 dB
Applied MIF = -1.44 dB
RF audio interference level = 25.38 dBV/m
Emission category: M4

MIF scaled E-field

Grid 1 **M4** **24.62 dBV/m**	Grid 2 **M4** **25.38 dBV/m**	Grid 3 **M4** **24.76 dBV/m**
Grid 4 **M4** **21.65 dBV/m**	Grid 5 **M4** **23.26 dBV/m**	Grid 6 **M4** **23.18 dBV/m**
Grid 7 **M4** **20.73 dBV/m**	Grid 8 **M4** **21.06 dBV/m**	Grid 9 **M4** **21.12 dBV/m**

Cursor:
Total = 25.38 dBV/m
E Category: M4
Location: -0.5, -25, 8.7 mm

0 dB = 18.58 V/m = 25.38 dBV/m

#20_HAC_E_LTE Band 41_20M_QPSK_1_0_Ch40620;Ant 0_HPUE

Communication System: LTE-TDD (SC-FDMA, 1 RB, 20 MHz, 16-QAM); Frequency: 2593 MHz;Duty Cycle: 1:8.8736
Medium: Air Medium parameters used: $\sigma = 0$ S/m, $\varepsilon_r = 1$; $\rho = 0$ kg/m^3
Ambient Temperature：23.5 ℃

DASY5 Configuration
- Probe: EF3DV3 - SN4047; ConvF(1, 1, 1) @ 2593 MHz; Calibrated: 2021/1/25
- Sensor-Surface: (Fix Surface)
- Electronics: DAE4 Sn1311; Calibrated: 2021/8/20
- Phantom: HAC Test Arch with AMCC; Type: SD HAC P01 BA;
- Measurement SW: DASY52, Version 52.10 (4); SEMCAD X Version 14.6.14 (7483)

E Scan - ER3D: 15 mm from Probe Center to the Device/Hearing Aid Compatibility Test (101x101x1): Interpolated grid: dx=0.5000 mm, dy=0.5000 mm
Device Reference Point: 0, 0, -6.3 mm
Reference Value = 18.25 V/m; Power Drift = 0.05 dB
Applied MIF = -1.44 dB
RF audio interference level = 26.13 dBV/m
Emission category: M4

MIF scaled E-field

Grid 1 **M4** **24.79 dBV/m**	Grid 2 **M4** **26.13 dBV/m**	Grid 3 **M4** **25.74 dBV/m**
Grid 4 **M4** **22.39 dBV/m**	Grid 5 **M4** **23.63 dBV/m**	Grid 6 **M4** **23.63 dBV/m**
Grid 7 **M4** **22.15 dBV/m**	Grid 8 **M4** **21.76 dBV/m**	Grid 9 **M4** **21.92 dBV/m**

Cursor:
Total = 26.13 dBV/m
E Category: M4
Location: -2, -25, 8.7 mm



0 dB = 20.26 V/m = 26.13 dBV/m

#21_HAC_E_LTE Band 41_20M_QPSK_1_0_Ch41055;Ant 0_HPUE

Communication System: LTE-TDD (SC-FDMA, 1 RB, 20 MHz, 16-QAM); Frequency: 2636.5 MHz;Duty Cycle: 1:8.8736
Medium: Air Medium parameters used: $\sigma = 0$ S/m, $\varepsilon_r = 1$; $\rho = 0$ kg/m^3
Ambient Temperature：23.5 ℃

DASY5 Configuration
- Probe: EF3DV3 - SN4047; ConvF(1, 1, 1) @ 2636.5 MHz; Calibrated: 2021/1/25
- Sensor-Surface: (Fix Surface)
- Electronics: DAE4 Sn1311; Calibrated: 2021/8/20
- Phantom: HAC Test Arch with AMCC; Type: SD HAC P01 BA;
- Measurement SW: DASY52, Version 52.10 (4); SEMCAD X Version 14.6.14 (7483)

E Scan - ER3D: 15 mm from Probe Center to the Device/Hearing Aid Compatibility Test (101x101x1): Interpolated grid: dx=0.5000 mm, dy=0.5000 mm
Device Reference Point: 0, 0, -6.3 mm
Reference Value = 17.88 V/m; Power Drift = 0.02 dB
Applied MIF = -1.44 dB
RF audio interference level = 26.22 dBV/m
Emission category: M4

MIF scaled E-field

Grid 1 **M4** **24.65 dBV/m**	Grid 2 **M4** **26.22 dBV/m**	Grid 3 **M4** **26.02 dBV/m**
Grid 4 **M4** **23.43 dBV/m**	Grid 5 **M4** **23.89 dBV/m**	Grid 6 **M4** **23.89 dBV/m**
Grid 7 **M4** **22.99 dBV/m**	Grid 8 **M4** **21.85 dBV/m**	Grid 9 **M4** **21.97 dBV/m**

Cursor:
Total = 26.22 dBV/m
E Category: M4
Location: -4, -25, 8.7 mm

0 dB = 20.47 V/m = 26.22 dBV/m

#22_HAC_E_LTE Band 41_20M_QPSK_1_0_Ch41490;Ant 0_HPUE

Communication System: LTE-TDD (SC-FDMA, 1 RB, 20 MHz, 16-QAM); Frequency: 2680 MHz;Duty Cycle: 1:8.8736
Medium: Air Medium parameters used: $\sigma = 0$ S/m, $\varepsilon_r = 1$; $\rho = 0$ kg/m^3
Ambient Temperature：23.5 ℃

DASY5 Configuration
- Probe: EF3DV3 - SN4047; ConvF(1, 1, 1) @ 2680 MHz; Calibrated: 2021/1/25
- Sensor-Surface: (Fix Surface)
- Electronics: DAE4 Sn1311; Calibrated: 2021/8/20
- Phantom: HAC Test Arch with AMCC; Type: SD HAC P01 BA;
- Measurement SW: DASY52, Version 52.10 (4); SEMCAD X Version 14.6.14 (7483)

E Scan - ER3D: 15 mm from Probe Center to the Device/Hearing Aid Compatibility Test (101x101x1): Interpolated grid: dx=0.5000 mm, dy=0.5000 mm
Device Reference Point: 0, 0, -6.3 mm
Reference Value = 17.75 V/m; Power Drift = 0.03 dB
Applied MIF = -1.44 dB
RF audio interference level = 26.34 dBV/m
Emission category: M4

MIF scaled E-field

Grid 1 **M4** **24.78 dBV/m**	Grid 2 **M4** **26.34 dBV/m**	Grid 3 **M4** **26.11 dBV/m**
Grid 4 **M4** **22.89 dBV/m**	Grid 5 **M4** **23.98 dBV/m**	Grid 6 **M4** **24 dBV/m**
Grid 7 **M4** **22.19 dBV/m**	Grid 8 **M4** **22.37 dBV/m**	Grid 9 **M4** **22.52 dBV/m**

Cursor:
Total = 26.34 dBV/m
E Category: M4
Location: -3, -25, 8.7 mm

0 dB = 20.74 V/m = 26.34 dBV/m

#23_HAC_E_LTE Band 41_20M_QPSK_1_0_Ch39750;Ant 2

Communication System: LTE-TDD (SC-FDMA, 1 RB, 20 MHz, 16-QAM); Frequency: 2506 MHz;Duty Cycle: 1:8.8736
Medium: Air Medium parameters used: $\sigma = 0$ S/m, $\varepsilon_r = 1$; $\rho = 0$ kg/m^3
Ambient Temperature：23.5 ℃

DASY5 Configuration
- Probe: EF3DV3 - SN4047; ConvF(1, 1, 1) @ 2506 MHz; Calibrated: 2021/1/25
- Sensor-Surface: (Fix Surface)
- Electronics: DAE4 Sn1311; Calibrated: 2021/8/20
- Phantom: HAC Test Arch with AMCC; Type: SD HAC P01 BA;
- Measurement SW: DASY52, Version 52.10 (4); SEMCAD X Version 14.6.14 (7483)

E Scan - ER3D: 15 mm from Probe Center to the Device/Hearing Aid Compatibility Test (101x101x1): Interpolated grid: dx=0.5000 mm, dy=0.5000 mm
Device Reference Point: 0, 0, -6.3 mm
Reference Value = 24.51 V/m; Power Drift = -0.08 dB
Applied MIF = -1.44 dB
RF audio interference level = 27.13 dBV/m
Emission category: M4

MIF scaled E-field

Grid 1 **M4** **22.97 dBV/m**	Grid 2 **M4** **24.08 dBV/m**	Grid 3 **M4** **24.09 dBV/m**
Grid 4 **M4** **23.62 dBV/m**	Grid 5 **M4** **25.01 dBV/m**	Grid 6 **M4** **24.99 dBV/m**
Grid 7 **M4** **25.19 dBV/m**	Grid 8 **M4** **27.13 dBV/m**	Grid 9 **M4** **26.81 dBV/m**

Cursor:
Total = 27.13 dBV/m
E Category: M4
Location: -3, 25, 8.7 mm

0 dB = 22.74 V/m = 27.14 dBV/m

#24_HAC_E_LTE Band 41_20M_QPSK_1_0_Ch40185;Ant 2

Communication System: LTE-TDD (SC-FDMA, 1 RB, 20 MHz, 16-QAM); Frequency: 2549.5 MHz;Duty Cycle: 1:8.8736
Medium: Air Medium parameters used: $\sigma = 0$ S/m, $\varepsilon_r = 1$; $\rho = 0$ kg/m^3
Ambient Temperature：23.5 ℃

DASY5 Configuration
- Probe: EF3DV3 - SN4047; ConvF(1, 1, 1) @ 2549.5 MHz; Calibrated: 2021/1/25
- Sensor-Surface: (Fix Surface)
- Electronics: DAE4 Sn1311; Calibrated: 2021/8/20
- Phantom: HAC Test Arch with AMCC; Type: SD HAC P01 BA;
- Measurement SW: DASY52, Version 52.10 (4); SEMCAD X Version 14.6.14 (7483)

E Scan - ER3D: 15 mm from Probe Center to the Device/Hearing Aid Compatibility Test (101x101x1): Interpolated grid: dx=0.5000 mm, dy=0.5000 mm
Device Reference Point: 0, 0, -6.3 mm
Reference Value = 21.79 V/m; Power Drift = -0.05 dB
Applied MIF = -1.44 dB
RF audio interference level = 26.92 dBV/m
Emission category: M4

MIF scaled E-field

Grid 1 **M4** **24.19 dBV/m**	Grid 2 **M4** **23.69 dBV/m**	Grid 3 **M4** **23.75 dBV/m**
Grid 4 **M4** **24.93 dBV/m**	Grid 5 **M4** **24.69 dBV/m**	Grid 6 **M4** **24.72 dBV/m**
Grid 7 **M4** **26.19 dBV/m**	Grid 8 **M4** **26.92 dBV/m**	Grid 9 **M4** **26.86 dBV/m**

Cursor:
Total = 26.92 dBV/m
E Category: M4
Location: -6.5, 25, 8.7 mm



0 dB = 22.17 V/m = 26.92 dBV/m

#25_HAC_E_LTE Band 41_20M_QPSK_1_0_Ch40620;Ant 2

Communication System: LTE-TDD (SC-FDMA, 1 RB, 20 MHz, 16-QAM); Frequency: 2593 MHz;Duty Cycle: 1:8.8736
Medium: Air Medium parameters used: $\sigma = 0$ S/m, $\varepsilon_r = 1$; $\rho = 0$ kg/m^3
Ambient Temperature：23.5 ℃

DASY5 Configuration
- Probe: EF3DV3 - SN4047; ConvF(1, 1, 1) @ 2593 MHz; Calibrated: 2021/1/25
- Sensor-Surface: (Fix Surface)
- Electronics: DAE4 Sn1311; Calibrated: 2021/8/20
- Phantom: HAC Test Arch with AMCC; Type: SD HAC P01 BA;
- Measurement SW: DASY52, Version 52.10 (4); SEMCAD X Version 14.6.14 (7483)

E Scan - ER3D: 15 mm from Probe Center to the Device/Hearing Aid Compatibility Test (101x101x1): Interpolated grid: dx=0.5000 mm, dy=0.5000 mm
Device Reference Point: 0, 0, -6.3 mm
Reference Value = 20.68 V/m; Power Drift = 0.00 dB
Applied MIF = -1.44 dB
RF audio interference level = 26.90 dBV/m
Emission category: M4

MIF scaled E-field

Grid 1 **M4** **24.46 dBV/m**	Grid 2 **M4** **23.38 dBV/m**	Grid 3 **M4** **23.38 dBV/m**
Grid 4 **M4** **25.21 dBV/m**	Grid 5 **M4** **24.54 dBV/m**	Grid 6 **M4** **24.47 dBV/m**
Grid 7 **M4** **25.99 dBV/m**	Grid 8 **M4** **26.9 dBV/m**	Grid 9 **M4** **26.72 dBV/m**

Cursor:
Total = 26.90 dBV/m
E Category: M4
Location: -5, 25, 8.7 mm

0 dB = 22.12 V/m = 26.90 dBV/m

#26_HAC_E_LTE Band 41_20M_QPSK_1_0_Ch41055;Ant 2

Communication System: LTE-TDD (SC-FDMA, 1 RB, 20 MHz, 16-QAM); Frequency: 2636.5 MHz;Duty Cycle: 1:8.8736
Medium: Air Medium parameters used: $\sigma = 0$ S/m, $\varepsilon_r = 1$; $\rho = 0$ kg/m^3
Ambient Temperature：23.5 ℃

DASY5 Configuration
- Probe: EF3DV3 - SN4047; ConvF(1, 1, 1) @ 2636.5 MHz; Calibrated: 2021/1/25
- Sensor-Surface: (Fix Surface)
- Electronics: DAE4 Sn1311; Calibrated: 2021/8/20
- Phantom: HAC Test Arch with AMCC; Type: SD HAC P01 BA;
- Measurement SW: DASY52, Version 52.10 (4); SEMCAD X Version 14.6.14 (7483)

E Scan - ER3D: 15 mm from Probe Center to the Device/Hearing Aid Compatibility Test (101x101x1): Interpolated grid: dx=0.5000 mm, dy=0.5000 mm
Device Reference Point: 0, 0, -6.3 mm
Reference Value = 21.99 V/m; Power Drift = 0.02 dB
Applied MIF = -1.44 dB
RF audio interference level = 26.63 dBV/m
Emission category: M4

MIF scaled E-field

Grid 1 **M4** **24.9 dBV/m**	Grid 2 **M4** **23.61 dBV/m**	Grid 3 **M4** **23.61 dBV/m**
Grid 4 **M4** **24.93 dBV/m**	Grid 5 **M4** **24.61 dBV/m**	Grid 6 **M4** **24.57 dBV/m**
Grid 7 **M4** **25.7 dBV/m**	Grid 8 **M4** **26.63 dBV/m**	Grid 9 **M4** **26.42 dBV/m**

Cursor:
Total = 26.63 dBV/m
E Category: M4
Location: -4, 25, 8.7 mm

0 dB = 21.46 V/m = 26.63 dBV/m

#27_HAC_E_LTE Band 41_20M_QPSK_1_0_Ch41490;Ant 2

Communication System: LTE-TDD (SC-FDMA, 1 RB, 20 MHz, 16-QAM); Frequency: 2680 MHz;Duty Cycle: 1:8.8736
Medium: Air Medium parameters used: $\sigma = 0$ S/m, $\varepsilon_r = 1$; $\rho = 0$ kg/m^3
Ambient Temperature：23.5 ℃

DASY5 Configuration
- Probe: EF3DV3 - SN4047; ConvF(1, 1, 1) @ 2680 MHz; Calibrated: 2021/1/25
- Sensor-Surface: (Fix Surface)
- Electronics: DAE4 Sn1311; Calibrated: 2021/8/20
- Phantom: HAC Test Arch with AMCC; Type: SD HAC P01 BA;
- Measurement SW: DASY52, Version 52.10 (4); SEMCAD X Version 14.6.14 (7483)

E Scan - ER3D: 15 mm from Probe Center to the Device/Hearing Aid Compatibility Test (101x101x1): Interpolated grid: dx=0.5000 mm, dy=0.5000 mm
Device Reference Point: 0, 0, -6.3 mm
Reference Value = 23.65 V/m; Power Drift = -0.05 dB
Applied MIF = -1.44 dB
RF audio interference level = 27.54 dBV/m
Emission category: M4

MIF scaled E-field

Grid 1 **M4** **24.76 dBV/m**	Grid 2 **M4** **24.61 dBV/m**	Grid 3 **M4** **24.72 dBV/m**
Grid 4 **M4** **25.22 dBV/m**	Grid 5 **M4** **25.68 dBV/m**	Grid 6 **M4** **25.68 dBV/m**
Grid 7 **M4** **26.54 dBV/m**	Grid 8 **M4** **27.54 dBV/m**	Grid 9 **M4** **27.44 dBV/m**

Cursor:
Total = 27.54 dBV/m
E Category: M4
Location: -5.5, 25, 8.7 mm

0 dB = 23.83 V/m = 27.54 dBV/m

#28_HAC_E_LTE Band 41_20M_QPSK_1_0_Ch39750;Ant 2_HPUE

Communication System: LTE-TDD (SC-FDMA, 1 RB, 20 MHz, 16-QAM); Frequency: 2506 MHz;Duty Cycle: 1:8.8736
Medium: Air Medium parameters used: $\sigma = 0$ S/m, $\varepsilon_r = 1$; $\rho = 0$ kg/m^3
Ambient Temperature：23.5 ℃

DASY5 Configuration
- Probe: EF3DV3 - SN4047; ConvF(1, 1, 1) @ 2506 MHz; Calibrated: 2021/1/25
- Sensor-Surface: (Fix Surface)
- Electronics: DAE4 Sn1311; Calibrated: 2021/8/20
- Phantom: HAC Test Arch with AMCC; Type: SD HAC P01 BA;
- Measurement SW: DASY52, Version 52.10 (4); SEMCAD X Version 14.6.14 (7483)

E Scan - ER3D: 15 mm from Probe Center to the Device/Hearing Aid Compatibility Test (101x101x1): Interpolated grid: dx=0.5000 mm, dy=0.5000 mm
Device Reference Point: 0, 0, -6.3 mm
Reference Value = 25.53 V/m; Power Drift = -0.05 dB
Applied MIF = -1.44 dB
RF audio interference level = 27.55 dBV/m
Emission category: M4

MIF scaled E-field

Grid 1 **M4** **24.7 dBV/m**	Grid 2 **M4** **24.39 dBV/m**	Grid 3 **M4** **24.39 dBV/m**
Grid 4 **M4** **23.98 dBV/m**	Grid 5 **M4** **25.42 dBV/m**	Grid 6 **M4** **25.41 dBV/m**
Grid 7 **M4** **25.5 dBV/m**	Grid 8 **M4** **27.55 dBV/m**	Grid 9 **M4** **27.32 dBV/m**

Cursor:
Total = 27.55 dBV/m
E Category: M4
Location: -3.5, 25, 8.7 mm

0 dB = 23.86 V/m = 27.55 dBV/m

#29_HAC_E_LTE Band 41_20M_QPSK_1_0_Ch40185;Ant 2_HPUE

Communication System: LTE-TDD (SC-FDMA, 1 RB, 20 MHz, 16-QAM); Frequency: 2549.5 MHz;Duty Cycle: 1:8.8736
Medium: Air Medium parameters used: $\sigma = 0$ S/m, $\varepsilon_r = 1$; $\rho = 0$ kg/m^3
Ambient Temperature：23.5 ℃

DASY5 Configuration
- Probe: EF3DV3 - SN4047; ConvF(1, 1, 1) @ 2549.5 MHz; Calibrated: 2021/1/25
- Sensor-Surface: (Fix Surface)
- Electronics: DAE4 Sn1311; Calibrated: 2021/8/20
- Phantom: HAC Test Arch with AMCC; Type: SD HAC P01 BA;
- Measurement SW: DASY52, Version 52.10 (4); SEMCAD X Version 14.6.14 (7483)

E Scan - ER3D: 15 mm from Probe Center to the Device/Hearing Aid Compatibility Test (101x101x1): Interpolated grid: dx=0.5000 mm, dy=0.5000 mm
Device Reference Point: 0, 0, -6.3 mm
Reference Value = 21.44 V/m; Power Drift = 0.01 dB
Applied MIF = -1.44 dB
RF audio interference level = 27.14 dBV/m
Emission category: M4

MIF scaled E-field

Grid 1 **M4** **24.26 dBV/m**	Grid 2 **M4** **23.91 dBV/m**	Grid 3 **M4** **23.93 dBV/m**
Grid 4 **M4** **25.11 dBV/m**	Grid 5 **M4** **24.89 dBV/m**	Grid 6 **M4** **24.92 dBV/m**
Grid 7 **M4** **26.49 dBV/m**	Grid 8 **M4** **27.14 dBV/m**	Grid 9 **M4** **27.07 dBV/m**

Cursor:
Total = 27.14 dBV/m
E Category: M4
Location: -6.5, 25, 8.7 mm



0 dB = 22.76 V/m = 27.14 dBV/m

#30_HAC_E_LTE Band 41_20M_QPSK_1_0_Ch40620;Ant 2_HPUE

Communication System: LTE-TDD (SC-FDMA, 1 RB, 20 MHz, 16-QAM); Frequency: 2593 MHz;Duty Cycle: 1:8.8736
Medium: Air Medium parameters used: $\sigma = 0$ S/m, $\varepsilon_r = 1$; $\rho = 0$ kg/m^3
Ambient Temperature：23.5 ℃

DASY5 Configuration
- Probe: EF3DV3 - SN4047; ConvF(1, 1, 1) @ 2593 MHz; Calibrated: 2021/1/25
- Sensor-Surface: (Fix Surface)
- Electronics: DAE4 Sn1311; Calibrated: 2021/8/20
- Phantom: HAC Test Arch with AMCC; Type: SD HAC P01 BA;
- Measurement SW: DASY52, Version 52.10 (4); SEMCAD X Version 14.6.14 (7483)

E Scan - ER3D: 15 mm from Probe Center to the Device/Hearing Aid Compatibility Test (101x101x1): Interpolated grid: dx=0.5000 mm, dy=0.5000 mm
Device Reference Point: 0, 0, -6.3 mm
Reference Value = 20.38 V/m; Power Drift = -0.06 dB
Applied MIF = -1.44 dB
RF audio interference level = 26.17 dBV/m
Emission category: M4

MIF scaled E-field

Grid 1 **M4** **24.2 dBV/m**	Grid 2 **M4** **22.83 dBV/m**	Grid 3 **M4** **22.83 dBV/m**
Grid 4 **M4** **24.94 dBV/m**	Grid 5 **M4** **24.03 dBV/m**	Grid 6 **M4** **23.95 dBV/m**
Grid 7 **M4** **25.55 dBV/m**	Grid 8 **M4** **26.17 dBV/m**	Grid 9 **M4** **25.86 dBV/m**

Cursor:
Total = 26.17 dBV/m
E Category: M4
Location: -4.5, 25, 8.7 mm



0 dB = 20.34 V/m = 26.17 dBV/m

#31_HAC_E_LTE Band 41_20M_QPSK_1_0_Ch41055;Ant 2_HPUE

Communication System: LTE-TDD (SC-FDMA, 1 RB, 20 MHz, 16-QAM); Frequency: 2636.5 MHz;Duty Cycle: 1:8.8736
Medium: Air Medium parameters used: $\sigma = 0$ S/m, $\varepsilon_r = 1$; $\rho = 0$ kg/m^3
Ambient Temperature：23.5 ℃

DASY5 Configuration
- Probe: EF3DV3 - SN4047; ConvF(1, 1, 1) @ 2636.5 MHz; Calibrated: 2021/1/25
- Sensor-Surface: (Fix Surface)
- Electronics: DAE4 Sn1311; Calibrated: 2021/8/20
- Phantom: HAC Test Arch with AMCC; Type: SD HAC P01 BA;
- Measurement SW: DASY52, Version 52.10 (4); SEMCAD X Version 14.6.14 (7483)

E Scan - ER3D: 15 mm from Probe Center to the Device/Hearing Aid Compatibility Test (101x101x1): Interpolated grid: dx=0.5000 mm, dy=0.5000 mm
Device Reference Point: 0, 0, -6.3 mm
Reference Value = 22.27 V/m; Power Drift = 0.08 dB
Applied MIF = -1.44 dB
RF audio interference level = 27.12 dBV/m
Emission category: M4

MIF scaled E-field

Grid 1 **M4** **25.32 dBV/m**	Grid 2 **M4** **23.93 dBV/m**	Grid 3 **M4** **23.94 dBV/m**
Grid 4 **M4** **25.36 dBV/m**	Grid 5 **M4** **24.88 dBV/m**	Grid 6 **M4** **24.86 dBV/m**
Grid 7 **M4** **25.97 dBV/m**	Grid 8 **M4** **27.12 dBV/m**	Grid 9 **M4** **26.86 dBV/m**

Cursor:
Total = 27.12 dBV/m
E Category: M4
Location: -3.5, 25, 8.7 mm

0 dB = 22.69 V/m = 27.12 dBV/m

#32_HAC_E_LTE Band 41_20M_QPSK_1_0_Ch41490;Ant 2_HPUE

Communication System: LTE-TDD (SC-FDMA, 1 RB, 20 MHz, 16-QAM); Frequency: 2680 MHz;Duty Cycle: 1:8.8736
Medium: Air Medium parameters used: $\sigma = 0$ S/m, $\varepsilon_r = 1$; $\rho = 0$ kg/m^3
Ambient Temperature：23.5 ℃

DASY5 Configuration
- Probe: EF3DV3 - SN4047; ConvF(1, 1, 1) @ 2680 MHz; Calibrated: 2021/1/25
- Sensor-Surface: (Fix Surface)
- Electronics: DAE4 Sn1311; Calibrated: 2021/8/20
- Phantom: HAC Test Arch with AMCC; Type: SD HAC P01 BA;
- Measurement SW: DASY52, Version 52.10 (4); SEMCAD X Version 14.6.14 (7483)

E Scan - ER3D: 15 mm from Probe Center to the Device/Hearing Aid Compatibility Test (101x101x1): Interpolated grid: dx=0.5000 mm, dy=0.5000 mm
Device Reference Point: 0, 0, -6.3 mm
Reference Value = 25.49 V/m; Power Drift = -0.03 dB
Applied MIF = -1.44 dB
RF audio interference level = 28.03 dBV/m
Emission category: M4

MIF scaled E-field

Grid 1 **M4** **25 dBV/m**	Grid 2 **M4** **25.29 dBV/m**	Grid 3 **M4** **25.38 dBV/m**
Grid 4 **M4** **25.44 dBV/m**	Grid 5 **M4** **26.31 dBV/m**	Grid 6 **M4** **26.31 dBV/m**
Grid 7 **M4** **26.84 dBV/m**	Grid 8 **M4** **28.03 dBV/m**	Grid 9 **M4** **27.95 dBV/m**

Cursor:
Total = 28.03 dBV/m
E Category: M4
Location: -5.5, 25, 8.7 mm



0 dB = 25.22 V/m = 28.03 dBV/m

#33_HAC_E_LTE Band 48_20M_QPSK_1_0_Ch55340;Ant 2

Communication System: LTE-TDD (SC-FDMA, 1 RB, 20 MHz, 16-QAM); Frequency: 3560 MHz;Duty Cycle: 1:8.8736
Medium: Air Medium parameters used: $\sigma = 0$ S/m, $\varepsilon_r = 1$; $\rho = 0$ kg/m^3
Ambient Temperature：23.5 ℃

DASY5 Configuration
- Probe: EF3DV3 - SN4047; ConvF(1, 1, 1) @ 824.2 MHz; Calibrated: 2021/1/25
- Sensor-Surface: (Fix Surface)
- Electronics: DAE4 Sn1311; Calibrated: 2021/8/20
- Phantom: HAC Test Arch with AMCC; Type: SD HAC P01 BA;
- Measurement SW: DASY52, Version 52.10 (4); SEMCAD X Version 14.6.14 (7483)

E Scan - ER3D: 15 mm from Probe Center to the Device/Hearing Aid Compatibility Test (101x101x1): Interpolated grid: dx=0.5000 mm, dy=0.5000 mm
Device Reference Point: 0, 0, -6.3 mm
Reference Value = 10.53 V/m; Power Drift = 0.02 dB
Applied MIF = -1.44 dB
RF audio interference level = 21.25 dBV/m
Emission category: M4

MIF scaled E-field

Grid 1 **M4** **20.74 dBV/m**	Grid 2 **M4** **17.85 dBV/m**	Grid 3 **M4** **18.31 dBV/m**
Grid 4 **M4** **21.25 dBV/m**	Grid 5 **M4** **19.58 dBV/m**	Grid 6 **M4** **19.78 dBV/m**
Grid 7 **M4** **21.25 dBV/m**	Grid 8 **M4** **20.32 dBV/m**	Grid 9 **M4** **20.2 dBV/m**

Cursor:
Total = 21.25 dBV/m
E Category: M4
Location: 24.5, 1.5, 8.7 mm

0 dB = 11.55 V/m = 21.25 dBV/m

#34_HAC_E_LTE Band 48_20M_QPSK_1_0_Ch55830;Ant 2

Communication System: LTE-TDD (SC-FDMA, 1 RB, 20 MHz, 16-QAM); Frequency: 3609 MHz;Duty Cycle: 1:8.8736
Medium: Air Medium parameters used: $\sigma = 0$ S/m, $\varepsilon_r = 1$; $\rho = 0$ kg/m^3
Ambient Temperature：23.5 ℃

DASY5 Configuration
- Probe: EF3DV3 - SN4047; ConvF(1, 1, 1) @ 824.2 MHz; Calibrated: 2021/1/25
- Sensor-Surface: (Fix Surface)
- Electronics: DAE4 Sn1311; Calibrated: 2021/8/20
- Phantom: HAC Test Arch with AMCC; Type: SD HAC P01 BA;
- Measurement SW: DASY52, Version 52.10 (4); SEMCAD X Version 14.6.14 (7483)

E Scan - ER3D: 15 mm from Probe Center to the Device/Hearing Aid Compatibility Test (101x101x1): Interpolated grid: dx=0.5000 mm, dy=0.5000 mm
Device Reference Point: 0, 0, -6.3 mm
Reference Value = 10.27 V/m; Power Drift = 0.01 dB
Applied MIF = -1.44 dB
RF audio interference level = 20.97 dBV/m
Emission category: M4

MIF scaled E-field

Grid 1 **M4** **20.36 dBV/m**	Grid 2 **M4** **17.5 dBV/m**	Grid 3 **M4** **18.01 dBV/m**
Grid 4 **M4** **20.96 dBV/m**	Grid 5 **M4** **19.12 dBV/m**	Grid 6 **M4** **19.36 dBV/m**
Grid 7 **M4** **20.97 dBV/m**	Grid 8 **M4** **19.31 dBV/m**	Grid 9 **M4** **19.49 dBV/m**

Cursor:
Total = 20.97 dBV/m
E Category: M4
Location: 25, 9, 8.7 mm

0 dB = 11.18 V/m = 20.97 dBV/m

#35_HAC_E_LTE Band 48_20M_QPSK_1_0_Ch56150;Ant 2

Communication System: LTE-TDD (SC-FDMA, 1 RB, 20 MHz, 16-QAM); Frequency: 3641 MHz;Duty Cycle: 1:8.8736
Medium: Air Medium parameters used: $\sigma = 0$ S/m, $\varepsilon_r = 1$; $\rho = 0$ kg/m^3
Ambient Temperature：23.5 ℃

DASY5 Configuration
- Probe: EF3DV3 - SN4047; ConvF(1, 1, 1) @ 824.2 MHz; Calibrated: 2021/1/25
- Sensor-Surface: (Fix Surface)
- Electronics: DAE4 Sn1311; Calibrated: 2021/8/20
- Phantom: HAC Test Arch with AMCC; Type: SD HAC P01 BA;
- Measurement SW: DASY52, Version 52.10 (4); SEMCAD X Version 14.6.14 (7483)

E Scan - ER3D: 15 mm from Probe Center to the Device/Hearing Aid Compatibility Test (101x101x1): Interpolated grid: dx=0.5000 mm, dy=0.5000 mm
Device Reference Point: 0, 0, -6.3 mm
Reference Value = 9.957 V/m; Power Drift = 0.04 dB
Applied MIF = -1.44 dB
RF audio interference level = 20.48 dBV/m
Emission category: M4

MIF scaled E-field

Grid 1 **M4** **19.81 dBV/m**	Grid 2 **M4** **17.61 dBV/m**	Grid 3 **M4** **18.16 dBV/m**
Grid 4 **M4** **20.48 dBV/m**	Grid 5 **M4** **18.67 dBV/m**	Grid 6 **M4** **19 dBV/m**
Grid 7 **M4** **20.48 dBV/m**	Grid 8 **M4** **18.79 dBV/m**	Grid 9 **M4** **18.88 dBV/m**

Cursor:
Total = 20.48 dBV/m
E Category: M4
Location: 25, 9, 8.7 mm



0 dB = 10.57 V/m = 20.48 dBV/m

#36_HAC_E_LTE Band 48_20M_QPSK_1_0_Ch56640;Ant 2

Communication System: LTE-TDD (SC-FDMA, 1 RB, 20 MHz, 16-QAM); Frequency: 3690 MHz;Duty Cycle: 1:8.8736
Medium: Air Medium parameters used: $\sigma = 0$ S/m, $\varepsilon_r = 1$; $\rho = 0$ kg/m^3
Ambient Temperature：23.5 ℃

DASY5 Configuration
- Probe: EF3DV3 - SN4047; ConvF(1, 1, 1) @ 824.2 MHz; Calibrated: 2021/1/25
- Sensor-Surface: (Fix Surface)
- Electronics: DAE4 Sn1311; Calibrated: 2021/8/20
- Phantom: HAC Test Arch with AMCC; Type: SD HAC P01 BA;
- Measurement SW: DASY52, Version 52.10 (4); SEMCAD X Version 14.6.14 (7483)

E Scan - ER3D: 15 mm from Probe Center to the Device/Hearing Aid Compatibility Test (101x101x1): Interpolated grid: dx=0.5000 mm, dy=0.5000 mm
Device Reference Point: 0, 0, -6.3 mm
Reference Value = 10.05 V/m; Power Drift = -0.11 dB
Applied MIF = -1.44 dB
RF audio interference level = 19.75 dBV/m
Emission category: M4

MIF scaled E-field

Grid 1 **M4** **19.25 dBV/m**	Grid 2 **M4** **16.36 dBV/m**	Grid 3 **M4** **16.63 dBV/m**
Grid 4 **M4** **19.75 dBV/m**	Grid 5 **M4** **18 dBV/m**	Grid 6 **M4** **18.26 dBV/m**
Grid 7 **M4** **19.7 dBV/m**	Grid 8 **M4** **17.88 dBV/m**	Grid 9 **M4** **18.08 dBV/m**

Cursor:
Total = 19.75 dBV/m
E Category: M4
Location: 24, 3.5, 8.7 mm



0 dB = 9.720 V/m = 19.75 dBV/m

#37_HAC_E_LTE Band 48_20M_QPSK_1_0_Ch55340;Ant 6

Communication System: LTE-TDD (SC-FDMA, 1 RB, 20 MHz, 16-QAM); Frequency: 3560 MHz;Duty Cycle: 1:8.8736
Medium: Air Medium parameters used: $\sigma = 0$ S/m, $\varepsilon_r = 1$; $\rho = 0$ kg/m^3
Ambient Temperature：23.5 ℃

DASY5 Configuration
- Probe: EF3DV3 - SN4047; ConvF(1, 1, 1) @ 3560 MHz; Calibrated: 2021/1/25
- Sensor-Surface: (Fix Surface)
- Electronics: DAE4 Sn1311; Calibrated: 2021/8/20
- Phantom: HAC Test Arch with AMCC; Type: SD HAC P01 BA;
- Measurement SW: DASY52, Version 52.10 (4); SEMCAD X Version 14.6.14 (7483)

E Scan - ER3D: 15 mm from Probe Center to the Device/Hearing Aid Compatibility Test (101x101x1): Interpolated grid: dx=0.5000 mm, dy=0.5000 mm
Device Reference Point: 0, 0, -6.3 mm
Reference Value = 14.21 V/m; Power Drift = 0.12 dB
Applied MIF = -1.44 dB
RF audio interference level = 25.11 dBV/m
Emission category: M4

MIF scaled E-field

Grid 1 **M4** **25.11 dBV/m**	Grid 2 **M4** **21.98 dBV/m**	Grid 3 **M4** **22.08 dBV/m**
Grid 4 **M4** **23.85 dBV/m**	Grid 5 **M4** **21.65 dBV/m**	Grid 6 **M4** **21.79 dBV/m**
Grid 7 **M4** **21.86 dBV/m**	Grid 8 **M4** **19.36 dBV/m**	Grid 9 **M4** **19.37 dBV/m**

Cursor:
Total = 25.11 dBV/m
E Category: M4
Location: 25, -25, 8.7 mm

0 dB = 18.01 V/m = 25.11 dBV/m

#38_HAC_E_LTE Band 48_20M_QPSK_1_0_Ch55830;Ant 6

Communication System: LTE-TDD (SC-FDMA, 1 RB, 20 MHz, 16-QAM); Frequency: 3609 MHz;Duty Cycle: 1:8.8736
Medium: Air Medium parameters used: $\sigma = 0$ S/m, $\varepsilon_r = 1$; $\rho = 0$ kg/m^3
Ambient Temperature：23.5 ℃

DASY5 Configuration
- Probe: EF3DV3 - SN4047; ConvF(1, 1, 1) @ 3609 MHz; Calibrated: 2021/1/25
- Sensor-Surface: (Fix Surface)
- Electronics: DAE4 Sn1311; Calibrated: 2021/8/20
- Phantom: HAC Test Arch with AMCC; Type: SD HAC P01 BA;
- Measurement SW: DASY52, Version 52.10 (4); SEMCAD X Version 14.6.14 (7483)

E Scan - ER3D: 15 mm from Probe Center to the Device/Hearing Aid Compatibility Test (101x101x1): Interpolated grid: dx=0.5000 mm, dy=0.5000 mm
Device Reference Point: 0, 0, -6.3 mm
Reference Value = 13.74 V/m; Power Drift = -0.08 dB
Applied MIF = -1.44 dB
RF audio interference level = 24.78 dBV/m
Emission category: M4

MIF scaled E-field

Grid 1 **M4** **24.78 dBV/m**	Grid 2 **M4** **21.19 dBV/m**	Grid 3 **M4** **21.28 dBV/m**
Grid 4 **M4** **24.02 dBV/m**	Grid 5 **M4** **21.16 dBV/m**	Grid 6 **M4** **21.27 dBV/m**
Grid 7 **M4** **22.69 dBV/m**	Grid 8 **M4** **20.12 dBV/m**	Grid 9 **M4** **19.82 dBV/m**

Cursor:
Total = 24.78 dBV/m
E Category: M4
Location: 25, -25, 8.7 mm

0 dB = 17.33 V/m = 24.78 dBV/m

#39_HAC_E_LTE Band 48_20M_QPSK_1_0_Ch56150;Ant 6

Communication System: LTE-TDD (SC-FDMA, 1 RB, 20 MHz, 16-QAM); Frequency: 3641 MHz;Duty Cycle: 1:8.8736
Medium: Air Medium parameters used: $\sigma = 0$ S/m, $\varepsilon_r = 1$; $\rho = 0$ kg/m^3
Ambient Temperature：23.5 ℃

DASY5 Configuration
- Probe: EF3DV3 - SN4047; ConvF(1, 1, 1) @ 3641 MHz; Calibrated: 2021/1/25
- Sensor-Surface: (Fix Surface)
- Electronics: DAE4 Sn1311; Calibrated: 2021/8/20
- Phantom: HAC Test Arch with AMCC; Type: SD HAC P01 BA;
- Measurement SW: DASY52, Version 52.10 (4); SEMCAD X Version 14.6.14 (7483)

E Scan - ER3D: 15 mm from Probe Center to the Device/Hearing Aid Compatibility Test (101x101x1): Interpolated grid: dx=0.5000 mm, dy=0.5000 mm
Device Reference Point: 0, 0, -6.3 mm
Reference Value = 13.32 V/m; Power Drift = -0.14 dB
Applied MIF = -1.44 dB
RF audio interference level = 24.06 dBV/m
Emission category: M4

MIF scaled E-field

Grid 1 **M4** **24.06 dBV/m**	Grid 2 **M4** **20.84 dBV/m**	Grid 3 **M4** **20.92 dBV/m**
Grid 4 **M4** **23.41 dBV/m**	Grid 5 **M4** **20.43 dBV/m**	Grid 6 **M4** **20.73 dBV/m**
Grid 7 **M4** **22.64 dBV/m**	Grid 8 **M4** **19.44 dBV/m**	Grid 9 **M4** **19.7 dBV/m**

Cursor:
Total = 24.06 dBV/m
E Category: M4
Location: 25, -25, 8.7 mm

0 dB = 15.96 V/m = 24.06 dBV/m

#40_HAC_E_LTE Band 48_20M_QPSK_1_0_Ch56640;Ant 6

Communication System: LTE-TDD (SC-FDMA, 1 RB, 20 MHz, 16-QAM); Frequency: 3690 MHz;Duty Cycle: 1:8.8736
Medium: Air Medium parameters used: $\sigma = 0$ S/m, $\varepsilon_r = 1$; $\rho = 0$ kg/m^3
Ambient Temperature：23.5 ℃

DASY5 Configuration
- Probe: EF3DV3 - SN4047; ConvF(1, 1, 1) @ 3690 MHz; Calibrated: 2021/1/25
- Sensor-Surface: (Fix Surface)
- Electronics: DAE4 Sn1311; Calibrated: 2021/8/20
- Phantom: HAC Test Arch with AMCC; Type: SD HAC P01 BA;
- Measurement SW: DASY52, Version 52.10 (4); SEMCAD X Version 14.6.14 (7483)

E Scan - ER3D: 15 mm from Probe Center to the Device/Hearing Aid Compatibility Test (101x101x1): Interpolated grid: dx=0.5000 mm, dy=0.5000 mm
Device Reference Point: 0, 0, -6.3 mm
Reference Value = 12.56 V/m; Power Drift = -0.01 dB
Applied MIF = -1.44 dB
RF audio interference level = 24.24 dBV/m
Emission category: M4

MIF scaled E-field

Grid 1 **M4** **24.24 dBV/m**	Grid 2 **M4** **20.97 dBV/m**	Grid 3 **M4** **20.89 dBV/m**
Grid 4 **M4** **23.89 dBV/m**	Grid 5 **M4** **20.45 dBV/m**	Grid 6 **M4** **20.53 dBV/m**
Grid 7 **M4** **23.22 dBV/m**	Grid 8 **M4** **20.09 dBV/m**	Grid 9 **M4** **19.81 dBV/m**

Cursor:
Total = 24.24 dBV/m
E Category: M4
Location: 25, -25, 8.7 mm



0 dB = 16.30 V/m = 24.24 dBV/m

#41_HAC_E_WLAN 2.4GHz_802.11b 1Mbps_Ch1;Ant 4

Communication System: IEEE 802.11b WiFi 2.4 GHz (DSSS, 11 Mbps); Frequency: 2412 MHz;Duty Cycle: 1:2.29034
Medium: Air Medium parameters used: $\sigma = 0$ S/m, $\varepsilon_r = 1$; $\rho = 0$ kg/m^3
Ambient Temperature：23.5 ℃

DASY5 Configuration
- Probe: EF3DV3 - SN4047; ConvF(1, 1, 1) @ 2412 MHz; Calibrated: 2021/1/25
- Sensor-Surface: (Fix Surface)
- Electronics: DAE4 Sn1311; Calibrated: 2021/8/20
- Phantom: HAC Test Arch with AMCC; Type: SD HAC P01 BA;
- Measurement SW: DASY52, Version 52.10 (4); SEMCAD X Version 14.6.14 (7483)

E Scan - ER3D: 15 mm from Probe Center to the Device/Hearing Aid Compatibility Test (101x101x1): Interpolated grid: dx=0.5000 mm, dy=0.5000 mm
Device Reference Point: 0, 0, -6.3 mm
Reference Value = 56.60 V/m; Power Drift = -0.02 dB
Applied MIF = -2.02 dB
RF audio interference level = 30.93 dBV/m
Emission category: M3

MIF scaled E-field

Grid 1 **M4** **27.29 dBV/m**	Grid 2 **M4** **28.04 dBV/m**	Grid 3 **M4** **27.66 dBV/m**
Grid 4 **M4** **29.62 dBV/m**	Grid 5 **M3** **30.48 dBV/m**	Grid 6 **M4** **29.96 dBV/m**
Grid 7 **M3** **30.14 dBV/m**	Grid 8 **M3** **30.93 dBV/m**	Grid 9 **M3** **30.12 dBV/m**

Cursor:
Total = 30.93 dBV/m
E Category: M3
Location: 0.5, 19, 8.7 mm



0 dB = 35.19 V/m = 30.93 dBV/m

#42_HAC_E_WLAN 2.4GHz_802.11b 1Mbps_Ch6;Ant 4

Communication System: IEEE 802.11b WiFi 2.4 GHz (DSSS, 11 Mbps); Frequency: 2437 MHz;Duty Cycle: 1:2.29034
Medium: Air Medium parameters used: $\sigma = 0$ S/m, $\varepsilon_r = 1$; $\rho = 0$ kg/m^3
Ambient Temperature：23.5 ℃

DASY5 Configuration
- Probe: EF3DV3 - SN4047; ConvF(1, 1, 1) @ 2437 MHz; Calibrated: 2021/1/25
- Sensor-Surface: (Fix Surface)
- Electronics: DAE4 Sn1311; Calibrated: 2021/8/20
- Phantom: HAC Test Arch with AMCC; Type: SD HAC P01 BA;
- Measurement SW: DASY52, Version 52.10 (4); SEMCAD X Version 14.6.14 (7483)

E Scan - ER3D: 15 mm from Probe Center to the Device/Hearing Aid Compatibility Test (101x101x1): Interpolated grid: dx=0.5000 mm, dy=0.5000 mm
Device Reference Point: 0, 0, -6.3 mm
Reference Value = 37.38 V/m; Power Drift = 0.14 dB
Applied MIF = -2.02 dB
RF audio interference level = 29.20 dBV/m
Emission category: M4

MIF scaled E-field

Grid 1 **M4** **29.2 dBV/m**	Grid 2 **M4** **29.18 dBV/m**	Grid 3 **M4** **27.68 dBV/m**
Grid 4 **M4** **26.84 dBV/m**	Grid 5 **M4** **27.68 dBV/m**	Grid 6 **M4** **27.15 dBV/m**
Grid 7 **M4** **23.4 dBV/m**	Grid 8 **M4** **24.48 dBV/m**	Grid 9 **M4** **24.3 dBV/m**

Cursor:
Total = 29.20 dBV/m
E Category: M4
Location: 10.5, -25, 8.7 mm



0 dB = 28.85 V/m = 29.20 dBV/m

#43_HAC_E_WLAN 2.4GHz_802.11b 1Mbps_Ch11;Ant 4

Communication System: IEEE 802.11b WiFi 2.4 GHz (DSSS, 11 Mbps); Frequency: 2462 MHz;Duty Cycle: 1:2.29034
Medium: Air Medium parameters used: $\sigma = 0$ S/m, $\varepsilon_r = 1$; $\rho = 0$ kg/m^3
Ambient Temperature：23.5 ℃

DASY5 Configuration
- Probe: EF3DV3 - SN4047; ConvF(1, 1, 1) @ 2462 MHz; Calibrated: 2021/1/25
- Sensor-Surface: (Fix Surface)
- Electronics: DAE4 Sn1311; Calibrated: 2021/8/20
- Phantom: HAC Test Arch with AMCC; Type: SD HAC P01 BA;
- Measurement SW: DASY52, Version 52.10 (4); SEMCAD X Version 14.6.14 (7483)

E Scan - ER3D: 15 mm from Probe Center to the Device/Hearing Aid Compatibility Test (101x101x1): Interpolated grid: dx=0.5000 mm, dy=0.5000 mm
Device Reference Point: 0, 0, -6.3 mm
Reference Value = 37.73 V/m; Power Drift = -0.01 dB
Applied MIF = -2.02 dB
RF audio interference level = 28.98 dBV/m
Emission category: M4

MIF scaled E-field

Grid 1 **M4** **28.98 dBV/m**	Grid 2 **M4** **28.94 dBV/m**	Grid 3 **M4** **27.23 dBV/m**
Grid 4 **M4** **26.7 dBV/m**	Grid 5 **M4** **27.41 dBV/m**	Grid 6 **M4** **26.89 dBV/m**
Grid 7 **M4** **23.49 dBV/m**	Grid 8 **M4** **24.75 dBV/m**	Grid 9 **M4** **24.62 dBV/m**

Cursor:
Total = 28.98 dBV/m
E Category: M4
Location: 11, -25, 8.7 mm

0 dB = 28.11 V/m = 28.98 dBV/m

#44_HAC_E_WLAN 2.4GHz_802.11g 6Mbps_Ch1;Ant 3+4

Communication System: IEEE 802.11g WiFi 2.4 GHz (DSSS/OFDM, 54 Mbps); Frequency: 2412 MHz;Duty Cycle: 1:12.5777
Medium: Air Medium parameters used: $\sigma = 0$ S/m, $\varepsilon_r = 1$; $\rho = 0$ kg/m^3
Ambient Temperature：23.5 ℃

DASY5 Configuration
- Probe: EF3DV3 - SN4047; ConvF(1, 1, 1) @ 2412 MHz; Calibrated: 2021/1/25
- Sensor-Surface: (Fix Surface)
- Electronics: DAE4 Sn1311; Calibrated: 2021/8/20
- Phantom: HAC Test Arch with AMCC; Type: SD HAC P01 BA;
- Measurement SW: DASY52, Version 52.10 (4); SEMCAD X Version 14.6.14 (7483)

E Scan - ER3D: 15 mm from Probe Center to the Device/Hearing Aid Compatibility Test (101x101x1): Interpolated grid: dx=0.5000 mm, dy=0.5000 mm
Device Reference Point: 0, 0, -6.3 mm
Reference Value = 43.56 V/m; Power Drift = -0.03 dB
Applied MIF = 0.12 dB
RF audio interference level = 30.61 dBV/m
Emission category: M3

MIF scaled E-field

Grid 1 **M3** **30.6 dBV/m**	Grid 2 **M3** **30.61 dBV/m**	Grid 3 **M4** **29.17 dBV/m**
Grid 4 **M4** **29.01 dBV/m**	Grid 5 **M4** **29.79 dBV/m**	Grid 6 **M4** **29.35 dBV/m**
Grid 7 **M4** **29.04 dBV/m**	Grid 8 **M4** **29.82 dBV/m**	Grid 9 **M4** **29.35 dBV/m**

Cursor:
Total = 30.61 dBV/m
E Category: M3
Location: 6.5, -25, 8.7 mm

0 dB = 33.93 V/m = 30.61 dBV/m

#45_HAC_E_WLAN 2.4GHz_802.11g 6Mbps_Ch6;Ant 3+4

Communication System:IEEE 802.11g WiFi 2.4 GHz (DSSS/OFDM, 54 Mbps); Frequency: 2437 MHz;Duty Cycle: 1:12.5777
Medium: Air Medium parameters used: $\sigma = 0$ S/m, $\varepsilon_r = 1$; $\rho = 0$ kg/m^3
Ambient Temperature：23.5 ℃

DASY5 Configuration
- Probe: EF3DV3 - SN4047; ConvF(1, 1, 1) @ 2437 MHz; Calibrated: 2021/1/25
- Sensor-Surface: (Fix Surface)
- Electronics: DAE4 Sn1311; Calibrated: 2021/8/20
- Phantom: HAC Test Arch with AMCC; Type: SD HAC P01 BA;
- Measurement SW: DASY52, Version 52.10 (4); SEMCAD X Version 14.6.14 (7483)

E Scan - ER3D: 15 mm from Probe Center to the Device/Hearing Aid Compatibility Test (101x101x1): Interpolated grid: dx=0.5000 mm, dy=0.5000 mm
Device Reference Point: 0, 0, -6.3 mm
Reference Value = 64.91 V/m; Power Drift = -0.02 dB
Applied MIF = 0.12 dB
RF audio interference level = 33.28 dBV/m
Emission category: M3

MIF scaled E-field

Grid 1 **M3** **32.46 dBV/m**	Grid 2 **M3** **33.28 dBV/m**	Grid 3 **M3** **32.59 dBV/m**
Grid 4 **M3** **32.46 dBV/m**	Grid 5 **M3** **33.26 dBV/m**	Grid 6 **M3** **32.53 dBV/m**
Grid 7 **M3** **30.65 dBV/m**	Grid 8 **M3** **31.05 dBV/m**	Grid 9 **M3** **30.38 dBV/m**

Cursor:
Total = 33.28 dBV/m
E Category: M3
Location: -0.5, -12.5, 8.7 mm



0 dB = 46.14 V/m = 33.28 dBV/m

#46_HAC_E_WLAN 2.4GHz_802.11g 6Mbps_Ch11;Ant 3+4

Communication System: IEEE 802.11g WiFi 2.4 GHz (DSSS/OFDM, 54 Mbps); Frequency: 2462 MHz;Duty Cycle: 1:12.5777

Medium: Air Medium parameters used: $\sigma = 0$ S/m, $\varepsilon_r = 1$; $\rho = 0$ kg/m^3

Ambient Temperature：23.5 ℃

DASY5 Configuration
- Probe: EF3DV3 - SN4047; ConvF(1, 1, 1) @ 2462 MHz; Calibrated: 2021/1/25
- Sensor-Surface: (Fix Surface)
- Electronics: DAE4 Sn1311; Calibrated: 2021/8/20
- Phantom: HAC Test Arch with AMCC; Type: SD HAC P01 BA;
- Measurement SW: DASY52, Version 52.10 (4); SEMCAD X Version 14.6.14 (7483)

E Scan - ER3D: 15 mm from Probe Center to the Device/Hearing Aid Compatibility Test (101x101x1): Interpolated grid: dx=0.5000 mm, dy=0.5000 mm
Device Reference Point: 0, 0, -6.3 mm
Reference Value = 26.22 V/m; Power Drift = 0.06 dB
Applied MIF = 0.12 dB
RF audio interference level = 31.35 dBV/m
Emission category: M3

MIF scaled E-field

Grid 1 **M3** **31.14 dBV/m**	Grid 2 **M3** **31.35 dBV/m**	Grid 3 **M4** **29.71 dBV/m**
Grid 4 **M4** **28.64 dBV/m**	Grid 5 **M4** **28.69 dBV/m**	Grid 6 **M4** **27.4 dBV/m**
Grid 7 **M4** **29.63 dBV/m**	Grid 8 **M3** **30.56 dBV/m**	Grid 9 **M4** **29.93 dBV/m**

Cursor:
Total = 31.35 dBV/m
E Category: M3
Location: 4, -25, 8.7 mm

0 dB = 36.95 V/m = 31.35 dBV/m

#47_HAC_E_WLAN 5GHz_802.11a 6Mbps_Ch36;Ant 3+4

Communication System: IEEE 802.11a/h WiFi 5 GHz (OFDM, 54 Mbps); Frequency: 5180 MHz;Duty Cycle: 1:11.3789
Medium: Air Medium parameters used: $\sigma = 0$ S/m, $\varepsilon_r = 1$; $\rho = 0$ kg/m^3
Ambient Temperature：23.5 ℃

DASY5 Configuration
- Probe: EF3DV3 - SN4047; ConvF(1, 1, 1) @ 5180 MHz; Calibrated: 2021/1/25
- Sensor-Surface: (Fix Surface)
- Electronics: DAE4 Sn1311; Calibrated: 2021/8/20
- Phantom: HAC Test Arch with AMCC; Type: SD HAC P01 BA;
- Measurement SW: DASY52, Version 52.10 (4); SEMCAD X Version 14.6.14 (7483)

E Scan - ER3D: 15 mm from Probe Center to the Device/Hearing Aid Compatibility Test (101x101x1): Interpolated grid: dx=0.5000 mm, dy=0.5000 mm
Device Reference Point: 0, 0, -6.3 mm
Reference Value = 41.34 V/m; Power Drift = -0.08 dB
Applied MIF = -3.15 dB
RF audio interference level = 30.65 dBV/m
Emission category: M3

MIF scaled E-field

Grid 1 **M3** **30.65 dBV/m**	Grid 2 **M4** **26.44 dBV/m**	Grid 3 **M4** **25.22 dBV/m**
Grid 4 **M4** **29.04 dBV/m**	Grid 5 **M4** **26.56 dBV/m**	Grid 6 **M4** **25.3 dBV/m**
Grid 7 **M4** **29.79 dBV/m**	Grid 8 **M4** **28.75 dBV/m**	Grid 9 **M4** **26.67 dBV/m**

Cursor:
Total = 30.65 dBV/m
E Category: M3
Location: 25, -25, 8.7 mm

0 dB = 34.09 V/m = 30.65 dBV/m

#48_HAC_E_WLAN 5GHz_802.11a 6Mbps_Ch44;Ant 3+4

Communication System: IEEE 802.11a/h WiFi 5 GHz (OFDM, 54 Mbps); Frequency: 5220 MHz;Duty Cycle: 1:11.3789
Medium: Air Medium parameters used: $\sigma = 0$ S/m, $\varepsilon_r = 1$; $\rho = 0$ kg/m^3
Ambient Temperature：23.5 ℃

DASY5 Configuration
- Probe: EF3DV3 - SN4047; ConvF(1, 1, 1) @ 5220 MHz; Calibrated: 2021/1/25
- Sensor-Surface: (Fix Surface)
- Electronics: DAE4 Sn1311; Calibrated: 2021/8/20
- Phantom: HAC Test Arch with AMCC; Type: SD HAC P01 BA;
- Measurement SW: DASY52, Version 52.10 (4); SEMCAD X Version 14.6.14 (7483)

E Scan - ER3D: 15 mm from Probe Center to the Device/Hearing Aid Compatibility Test (101x101x1): Interpolated grid: dx=0.5000 mm, dy=0.5000 mm
Device Reference Point: 0, 0, -6.3 mm
Reference Value = 42.50 V/m; Power Drift = 0.02 dB
Applied MIF = -3.15 dB
RF audio interference level = 31.58 dBV/m
Emission category: M3

MIF scaled E-field

Grid 1 **M3** **31.58 dBV/m**	Grid 2 **M4** **26.59 dBV/m**	Grid 3 **M4** **25.59 dBV/m**
Grid 4 **M4** **29.24 dBV/m**	Grid 5 **M4** **26.73 dBV/m**	Grid 6 **M4** **25.65 dBV/m**
Grid 7 **M4** **29.62 dBV/m**	Grid 8 **M4** **28.5 dBV/m**	Grid 9 **M4** **26.42 dBV/m**

Cursor:
Total = 31.58 dBV/m
E Category: M3
Location: 25, -25, 8.7 mm

0 dB = 37.95 V/m = 31.58 dBV/m

#49_HAC_E_WLAN 5GHz_802.11a 6Mbps_Ch48;Ant 3+4

Communication System: IEEE 802.11a/h WiFi 5 GHz (OFDM, 54 Mbps); Frequency: 5240 MHz;Duty Cycle: 1:11.3789
Medium: Air Medium parameters used: $\sigma = 0$ S/m, $\varepsilon_r = 1$; $\rho = 0$ kg/m^3
Ambient Temperature：23.5 ℃

DASY5 Configuration
- Probe: EF3DV3 - SN4047; ConvF(1, 1, 1) @ 5240 MHz; Calibrated: 2021/1/25
- Sensor-Surface: (Fix Surface)
- Electronics: DAE4 Sn1311; Calibrated: 2021/8/20
- Phantom: HAC Test Arch with AMCC; Type: SD HAC P01 BA;
- Measurement SW: DASY52, Version 52.10 (4); SEMCAD X Version 14.6.14 (7483)

E Scan - ER3D: 15 mm from Probe Center to the Device/Hearing Aid Compatibility Test (101x101x1): Interpolated grid: dx=0.5000 mm, dy=0.5000 mm
Device Reference Point: 0, 0, -6.3 mm
Reference Value = 43.31 V/m; Power Drift = -0.09 dB
Applied MIF = -3.15 dB
RF audio interference level = 31.95 dBV/m
Emission category: M3

MIF scaled E-field

Grid 1 **M3** **31.95 dBV/m**	Grid 2 **M4** **26.81 dBV/m**	Grid 3 **M4** **25.61 dBV/m**
Grid 4 **M4** **29.54 dBV/m**	Grid 5 **M4** **26.86 dBV/m**	Grid 6 **M4** **25.68 dBV/m**
Grid 7 **M4** **29.75 dBV/m**	Grid 8 **M4** **28.33 dBV/m**	Grid 9 **M4** **26.37 dBV/m**

Cursor:
Total = 31.95 dBV/m
E Category: M3
Location: 25, -25, 8.7 mm

0 dB = 39.60 V/m = 31.95 dBV/m

#50_HAC_E_WLAN 5GHz_802.11a 6Mbps_Ch52;Ant 3+4

Communication System:IEEE 802.11a/h WiFi 5 GHz (OFDM, 54 Mbps); Frequency: 5260 MHz;Duty Cycle: 1:11.3789
Medium: Air Medium parameters used: $\sigma = 0$ S/m, $\varepsilon_r = 1$; $\rho = 0$ kg/m^3
Ambient Temperature：23.5 ℃

DASY5 Configuration
- Probe: EF3DV3 - SN4047; ConvF(1, 1, 1) @ 5260 MHz; Calibrated: 2021/1/25
- Sensor-Surface: (Fix Surface)
- Electronics: DAE4 Sn1311; Calibrated: 2021/8/20
- Phantom: HAC Test Arch with AMCC; Type: SD HAC P01 BA;
- Measurement SW: DASY52, Version 52.10 (4); SEMCAD X Version 14.6.14 (7483)

E Scan - ER3D: 15 mm from Probe Center to the Device/Hearing Aid Compatibility Test (101x101x1): Interpolated grid: dx=0.5000 mm, dy=0.5000 mm
Device Reference Point: 0, 0, -6.3 mm
Reference Value = 42.67 V/m; Power Drift = -0.04 dB
Applied MIF = -3.15 dB
RF audio interference level = 31.94 dBV/m
Emission category: M3

MIF scaled E-field

Grid 1 **M3** **31.94 dBV/m**	Grid 2 **M4** **26.76 dBV/m**	Grid 3 **M4** **25.72 dBV/m**
Grid 4 **M4** **29.2 dBV/m**	Grid 5 **M4** **26.86 dBV/m**	Grid 6 **M4** **25.77 dBV/m**
Grid 7 **M4** **29.58 dBV/m**	Grid 8 **M4** **28.27 dBV/m**	Grid 9 **M4** **26.57 dBV/m**

Cursor:
Total = 31.94 dBV/m
E Category: M3
Location: 25, -25, 8.7 mm



0 dB = 39.54 V/m = 31.94 dBV/m

#51_HAC_E_WLAN 5GHz_802.11a 6Mbps_Ch56;Ant 3+4

Communication System: IEEE 802.11a/h WiFi 5 GHz (OFDM, 54 Mbps); Frequency: 5280 MHz;Duty Cycle: 1:11.3789
Medium: Air Medium parameters used: $\sigma = 0$ S/m, $\varepsilon_r = 1$; $\rho = 0$ kg/m^3
Ambient Temperature：23.5 ℃

DASY5 Configuration
- Probe: EF3DV3 - SN4047; ConvF(1, 1, 1) @ 5280 MHz; Calibrated: 2021/1/25
- Sensor-Surface: (Fix Surface)
- Electronics: DAE4 Sn1311; Calibrated: 2021/8/20
- Phantom: HAC Test Arch with AMCC; Type: SD HAC P01 BA;
- Measurement SW: DASY52, Version 52.10 (4); SEMCAD X Version 14.6.14 (7483)

E Scan - ER3D: 15 mm from Probe Center to the Device/Hearing Aid Compatibility Test (101x101x1): Interpolated grid: dx=0.5000 mm, dy=0.5000 mm
Device Reference Point: 0, 0, -6.3 mm
Reference Value = 43.41 V/m; Power Drift = -0.11 dB
Applied MIF = -3.15 dB
RF audio interference level = 32.24 dBV/m
Emission category: M3

MIF scaled E-field

Grid 1 **M3** **32.24 dBV/m**	Grid 2 **M4** **26.82 dBV/m**	Grid 3 **M4** **25.9 dBV/m**
Grid 4 **M4** **29.47 dBV/m**	Grid 5 **M4** **26.91 dBV/m**	Grid 6 **M4** **25.93 dBV/m**
Grid 7 **M4** **29.81 dBV/m**	Grid 8 **M4** **28.41 dBV/m**	Grid 9 **M4** **26.79 dBV/m**

Cursor:
Total = 32.24 dBV/m
E Category: M3
Location: 25, -25, 8.7 mm

0 dB = 40.92 V/m = 32.24 dBV/m

#52_HAC_E_WLAN 5GHz_802.11a 6Mbps_Ch64;Ant 3+4

Communication System: IEEE 802.11a/h WiFi 5 GHz (OFDM, 54 Mbps); Frequency: 5320 MHz;Duty Cycle: 1:11.3789
Medium: Air Medium parameters used: $\sigma = 0$ S/m, $\varepsilon_r = 1$; $\rho = 0$ kg/m^3
Ambient Temperature：23.5 ℃

DASY5 Configuration
- Probe: EF3DV3 - SN4047; ConvF(1, 1, 1) @ 5320 MHz; Calibrated: 2021/1/25
- Sensor-Surface: (Fix Surface)
- Electronics: DAE4 Sn1311; Calibrated: 2021/8/20
- Phantom: HAC Test Arch with AMCC; Type: SD HAC P01 BA;
- Measurement SW: DASY52, Version 52.10 (4); SEMCAD X Version 14.6.14 (7483)

E Scan - ER3D: 15 mm from Probe Center to the Device/Hearing Aid Compatibility Test (101x101x1): Interpolated grid: dx=0.5000 mm, dy=0.5000 mm
Device Reference Point: 0, 0, -6.3 mm
Reference Value = 32.89 V/m; Power Drift = 0.03 dB
Applied MIF = -3.15 dB
RF audio interference level = 29.50 dBV/m
Emission category: M4

MIF scaled E-field

Grid 1 **M4** **29.51 dBV/m**	Grid 2 **M4** **24.24 dBV/m**	Grid 3 **M4** **23.28 dBV/m**
Grid 4 **M4** **26.96 dBV/m**	Grid 5 **M4** **24.35 dBV/m**	Grid 6 **M4** **23.34 dBV/m**
Grid 7 **M4** **27.11 dBV/m**	Grid 8 **M4** **26.01 dBV/m**	Grid 9 **M4** **24.41 dBV/m**

Cursor:
Total = 29.51 dBV/m
E Category: M4
Location: 25, -25, 8.7 mm

0 dB = 29.87 V/m = 29.50 dBV/m

#53_HAC_E_WLAN 5GHz_802.11a 6Mbps_Ch100;Ant 3+4

Communication System: IEEE 802.11a/h WiFi 5 GHz (OFDM, 54 Mbps); Frequency: 5500 MHz;Duty Cycle: 1:11.3789
Medium: Air Medium parameters used: $\sigma = 0$ S/m, $\varepsilon_r = 1$; $\rho = 0$ kg/m^3
Ambient Temperature：23.5 ℃

DASY5 Configuration
- Probe: EF3DV3 - SN4047; ConvF(1, 1, 1) @ 5500 MHz; Calibrated: 2021/1/25
- Sensor-Surface: (Fix Surface)
- Electronics: DAE4 Sn1311; Calibrated: 2021/8/20
- Phantom: HAC Test Arch with AMCC; Type: SD HAC P01 BA;
- Measurement SW: DASY52, Version 52.10 (4); SEMCAD X Version 14.6.14 (7483)

E Scan - ER3D: 15 mm from Probe Center to the Device/Hearing Aid Compatibility Test (101x101x1): Interpolated grid: dx=0.5000 mm, dy=0.5000 mm
Device Reference Point: 0, 0, -6.3 mm
Reference Value = 38.48 V/m; Power Drift = -0.01 dB
Applied MIF = -3.15 dB
RF audio interference level = 31.17 dBV/m
Emission category: M3

MIF scaled E-field

Grid 1 **M3** **31.17 dBV/m**	Grid 2 **M4** **25.48 dBV/m**	Grid 3 **M4** **24.88 dBV/m**
Grid 4 **M4** **28.46 dBV/m**	Grid 5 **M4** **25.66 dBV/m**	Grid 6 **M4** **25.06 dBV/m**
Grid 7 **M4** **27.7 dBV/m**	Grid 8 **M4** **26.67 dBV/m**	Grid 9 **M4** **25.48 dBV/m**

Cursor:
Total = 31.17 dBV/m
E Category: M3
Location: 25, -25, 8.7 mm



0 dB = 36.18 V/m = 31.17 dBV/m

#54_HAC_E_WLAN 5GHz_802.11a 6Mbps_Ch124;Ant 3+4

Communication System: IEEE 802.11a/h WiFi 5 GHz (OFDM, 54 Mbps); Frequency: 5620 MHz;Duty Cycle: 1:11.3789
Medium: Air Medium parameters used: $\sigma = 0$ S/m, $\varepsilon_r = 1$; $\rho = 0$ kg/m^3
Ambient Temperature：23.5 ℃

DASY5 Configuration
- Probe: EF3DV3 - SN4047; ConvF(1, 1, 1) @ 5620 MHz; Calibrated: 2021/1/25
- Sensor-Surface: (Fix Surface)
- Electronics: DAE4 Sn1311; Calibrated: 2021/8/20
- Phantom: HAC Test Arch with AMCC; Type: SD HAC P01 BA;
- Measurement SW: DASY52, Version 52.10 (4); SEMCAD X Version 14.6.14 (7483)

E Scan - ER3D: 15 mm from Probe Center to the Device/Hearing Aid Compatibility Test (101x101x1): Interpolated grid: dx=0.5000 mm, dy=0.5000 mm
Device Reference Point: 0, 0, -6.3 mm
Reference Value = 38.90 V/m; Power Drift = 0.01 dB
Applied MIF = -3.15 dB
RF audio interference level = 32.60 dBV/m
Emission category: M3

MIF scaled E-field

Grid 1 **M3** **32.6 dBV/m**	Grid 2 **M4** **26.03 dBV/m**	Grid 3 **M4** **25.21 dBV/m**
Grid 4 **M4** **29.62 dBV/m**	Grid 5 **M4** **26.02 dBV/m**	Grid 6 **M4** **25.4 dBV/m**
Grid 7 **M4** **28.02 dBV/m**	Grid 8 **M4** **25.91 dBV/m**	Grid 9 **M4** **24.92 dBV/m**

Cursor:
Total = 32.60 dBV/m
E Category: M3
Location: 25, -25, 8.7 mm

0 dB = 42.66 V/m = 32.60 dBV/m

#55_HAC_E_WLAN 5GHz_802.11a 6Mbps_Ch144;Ant 3+4

Communication System: IEEE 802.11a/h WiFi 5 GHz (OFDM, 54 Mbps); Frequency: 5720 MHz;Duty Cycle: 1:11.3789
Medium: Air Medium parameters used: $\sigma = 0$ S/m, $\varepsilon_r = 1$; $\rho = 0$ kg/m^3
Ambient Temperature：23.5 ℃

DASY5 Configuration
- Probe: EF3DV3 - SN4047; ConvF(1, 1, 1) @ 5720 MHz; Calibrated: 2021/1/25
- Sensor-Surface: (Fix Surface)
- Electronics: DAE4 Sn1311; Calibrated: 2021/8/20
- Phantom: HAC Test Arch with AMCC; Type: SD HAC P01 BA;
- Measurement SW: DASY52, Version 52.10 (4); SEMCAD X Version 14.6.14 (7483)

E Scan - ER3D: 15 mm from Probe Center to the Device/Hearing Aid Compatibility Test (101x101x1): Interpolated grid: dx=0.5000 mm, dy=0.5000 mm
Device Reference Point: 0, 0, -6.3 mm
Reference Value = 39.57 V/m; Power Drift = 0.06 dB
Applied MIF = -3.15 dB
RF audio interference level = 32.86 dBV/m
Emission category: M3

MIF scaled E-field

Grid 1 **M3** **32.86 dBV/m**	Grid 2 **M4** **26.43 dBV/m**	Grid 3 **M4** **25.35 dBV/m**
Grid 4 **M4** **29.79 dBV/m**	Grid 5 **M4** **26.42 dBV/m**	Grid 6 **M4** **25.52 dBV/m**
Grid 7 **M4** **28.63 dBV/m**	Grid 8 **M4** **26.23 dBV/m**	Grid 9 **M4** **25.48 dBV/m**

Cursor:
Total = 32.86 dBV/m
E Category: M3
Location: 25, -25, 8.7 mm

0 dB = 43.96 V/m = 32.86 dBV/m

#56_HAC_E_WLAN 5GHz_802.11a 6Mbps_Ch149;Ant 3+4

Communication System: IEEE 802.11a/h WiFi 5 GHz (OFDM, 54 Mbps); Frequency: 5745 MHz;Duty Cycle: 1:11.3789
Medium: Air Medium parameters used: $\sigma = 0$ S/m, $\varepsilon_r = 1$; $\rho = 0$ kg/m^3
Ambient Temperature：23.5 ℃

DASY5 Configuration
- Probe: EF3DV3 - SN4047; ConvF(1, 1, 1) @ 5745 MHz; Calibrated: 2021/1/25
- Sensor-Surface: (Fix Surface)
- Electronics: DAE4 Sn1311; Calibrated: 2021/8/20
- Phantom: HAC Test Arch with AMCC; Type: SD HAC P01 BA;
- Measurement SW: DASY52, Version 52.10 (4); SEMCAD X Version 14.6.14 (7483)

E Scan - ER3D: 15 mm from Probe Center to the Device/Hearing Aid Compatibility Test (101x101x1): Interpolated grid: dx=0.5000 mm, dy=0.5000 mm
Device Reference Point: 0, 0, -6.3 mm
Reference Value = 42.28 V/m; Power Drift = -0.16 dB
Applied MIF = -3.15 dB
RF audio interference level = 32.64 dBV/m
Emission category: M3

MIF scaled E-field

Grid 1 **M3** **32.64 dBV/m**	Grid 2 **M4** **27.2 dBV/m**	Grid 3 **M4** **26.15 dBV/m**
Grid 4 **M4** **29.65 dBV/m**	Grid 5 **M4** **27.15 dBV/m**	Grid 6 **M4** **26.25 dBV/m**
Grid 7 **M4** **28.65 dBV/m**	Grid 8 **M4** **27.14 dBV/m**	Grid 9 **M4** **26.27 dBV/m**

Cursor:
Total = 32.64 dBV/m
E Category: M3
Location: 25, -25, 8.7 mm



0 dB = 42.84 V/m = 32.64 dBV/m

#57_HAC_E_WLAN 5GHz_802.11a 6Mbps_Ch157;Ant 3+4

Communication System: IEEE 802.11a/h WiFi 5 GHz (OFDM, 54 Mbps); Frequency: 5785 MHz;Duty Cycle: 1:11.3789
Medium: Air Medium parameters used: $\sigma = 0$ S/m, $\varepsilon_r = 1$; $\rho = 0$ kg/m^3
Ambient Temperature：23.5 ℃

DASY5 Configuration
- Probe: EF3DV3 - SN4047; ConvF(1, 1, 1) @ 5785 MHz; Calibrated: 2021/1/25
- Sensor-Surface: (Fix Surface)
- Electronics: DAE4 Sn1311; Calibrated: 2021/8/20
- Phantom: HAC Test Arch with AMCC; Type: SD HAC P01 BA;
- Measurement SW: DASY52, Version 52.10 (4); SEMCAD X Version 14.6.14 (7483)

E Scan - ER3D: 15 mm from Probe Center to the Device/Hearing Aid Compatibility Test (101x101x1): Interpolated grid: dx=0.5000 mm, dy=0.5000 mm
Device Reference Point: 0, 0, -6.3 mm
Reference Value = 39.72 V/m; Power Drift = 0.06 dB
Applied MIF = -3.15 dB
RF audio interference level = 32.66 dBV/m
Emission category: M3

MIF scaled E-field

Grid 1 **M3** **32.66 dBV/m**	Grid 2 **M4** **27.02 dBV/m**	Grid 3 **M4** **26 dBV/m**
Grid 4 **M4** **29.71 dBV/m**	Grid 5 **M4** **26.92 dBV/m**	Grid 6 **M4** **26.04 dBV/m**
Grid 7 **M4** **29.15 dBV/m**	Grid 8 **M4** **27.05 dBV/m**	Grid 9 **M4** **26.26 dBV/m**

Cursor:
Total = 32.66 dBV/m
E Category: M3
Location: 25, -25, 8.7 mm

0 dB = 42.95 V/m = 32.66 dBV/m

#58_HAC_E_WLAN 5GHz_802.11a 6Mbps_Ch165;Ant 3+4

Communication System: IEEE 802.11a/h WiFi 5 GHz (OFDM, 54 Mbps); Frequency: 5825 MHz;Duty Cycle: 1:11.3789
Medium: Air Medium parameters used: $\sigma = 0$ S/m, $\varepsilon_r = 1$; $\rho = 0$ kg/m^3
Ambient Temperature：23.5 ℃

DASY5 Configuration
- Probe: EF3DV3 - SN4047; ConvF(1, 1, 1) @ 5825 MHz; Calibrated: 2021/1/25
- Sensor-Surface: (Fix Surface)
- Electronics: DAE4 Sn1311; Calibrated: 2021/8/20
- Phantom: HAC Test Arch with AMCC; Type: SD HAC P01 BA;
- Measurement SW: DASY52, Version 52.10 (4); SEMCAD X Version 14.6.14 (7483)

E Scan - ER3D: 15 mm from Probe Center to the Device/Hearing Aid Compatibility Test (101x101x1): Interpolated grid: dx=0.5000 mm, dy=0.5000 mm
Device Reference Point: 0, 0, -6.3 mm
Reference Value = 37.12 V/m; Power Drift = 0.04 dB
Applied MIF = -3.15 dB
RF audio interference level = 32.04 dBV/m
Emission category: M3

MIF scaled E-field

Grid 1 **M3** **32.04 dBV/m**	Grid 2 **M4** **26.45 dBV/m**	Grid 3 **M4** **25.55 dBV/m**
Grid 4 **M4** **29.34 dBV/m**	Grid 5 **M4** **26.26 dBV/m**	Grid 6 **M4** **25.59 dBV/m**
Grid 7 **M4** **28.68 dBV/m**	Grid 8 **M4** **26.74 dBV/m**	Grid 9 **M4** **25.86 dBV/m**

Cursor:
Total = 32.04 dBV/m
E Category: M3
Location: 25, -25, 8.7 mm

0 dB = 39.98 V/m = 32.04 dBV/m

#59_HAC_E_WLAN 5GHz_802.11a 6Mbps_Ch169;Ant 3+4;Unil B4

Communication System: IEEE 802.11a/h WiFi 5 GHz (OFDM, 54 Mbps); Frequency: 5845 MHz;Duty Cycle: 1:11.3789
Medium: Air Medium parameters used: $\sigma = 0$ S/m, $\varepsilon_r = 1$; $\rho = 0$ kg/m^3
Ambient Temperature：23.5 ℃

DASY5 Configuration
- Probe: EF3DV3 - SN4047; ConvF(1, 1, 1) @ 824.2 MHz; Calibrated: 2021/1/25
- Sensor-Surface: (Fix Surface)
- Electronics: DAE4 Sn1311; Calibrated: 2021/8/20
- Phantom: HAC Test Arch with AMCC; Type: SD HAC P01 BA;
- Measurement SW: DASY52, Version 52.10 (4); SEMCAD X Version 14.6.14 (7483)

E Scan - ER3D: 15 mm from Probe Center to the Device/Hearing Aid Compatibility Test (101x101x1): Interpolated grid: dx=0.5000 mm, dy=0.5000 mm
Device Reference Point: 0, 0, -6.3 mm
Reference Value = 38.95 V/m; Power Drift = 0.01 dB
Applied MIF = -3.15 dB
RF audio interference level = 32.22 dBV/m
Emission category: M3

MIF scaled E-field

Grid 1 **M3** **32.22 dBV/m**	Grid 2 **M4** **25.89 dBV/m**	Grid 3 **M4** **25.83 dBV/m**
Grid 4 **M4** **29.22 dBV/m**	Grid 5 **M4** **26.2 dBV/m**	Grid 6 **M4** **25.96 dBV/m**
Grid 7 **M4** **29.42 dBV/m**	Grid 8 **M4** **27.26 dBV/m**	Grid 9 **M4** **26.55 dBV/m**

Cursor:
Total = 32.22 dBV/m
E Category: M3
Location: 25, -25, 8.7 mm

0 dB = 40.84 V/m = 32.22 dBV/m

#60_HAC_E_WLAN 5GHz_802.11a 6Mbps_Ch173;Ant 3+4;Unil B4

Communication System: IEEE 802.11a/h WiFi 5 GHz (OFDM, 54 Mbps); Frequency: 5865 MHz;Duty Cycle: 1:11.3789
Medium: Air Medium parameters used: $\sigma = 0$ S/m, $\varepsilon_r = 1$; $\rho = 0$ kg/m^3
Ambient Temperature：23.5 ℃

DASY5 Configuration
- Probe: EF3DV3 - SN4047; ConvF(1, 1, 1) @ 824.2 MHz; Calibrated: 2021/1/25
- Sensor-Surface: (Fix Surface)
- Electronics: DAE4 Sn1311; Calibrated: 2021/8/20
- Phantom: HAC Test Arch with AMCC; Type: SD HAC P01 BA;
- Measurement SW: DASY52, Version 52.10 (4); SEMCAD X Version 14.6.14 (7483)

E Scan - ER3D: 15 mm from Probe Center to the Device/Hearing Aid Compatibility Test (101x101x1): Interpolated grid: dx=0.5000 mm, dy=0.5000 mm
Device Reference Point: 0, 0, -6.3 mm
Reference Value = 39.46 V/m; Power Drift = -0.07 dB
Applied MIF = -3.15 dB
RF audio interference level = 31.96 dBV/m
Emission category: M3

MIF scaled E-field

Grid 1 **M3** **31.96 dBV/m**	Grid 2 **M4** **25.73 dBV/m**	Grid 3 **M4** **25.69 dBV/m**
Grid 4 **M4** **29.07 dBV/m**	Grid 5 **M4** **25.9 dBV/m**	Grid 6 **M4** **25.83 dBV/m**
Grid 7 **M4** **29.26 dBV/m**	Grid 8 **M4** **26.95 dBV/m**	Grid 9 **M4** **26.22 dBV/m**

Cursor:
Total = 31.96 dBV/m
E Category: M3
Location: 25, -25, 8.7 mm

0 dB = 39.64 V/m = 31.96 dBV/m

#61_HAC_E_WLAN 5GHz_802.11a 6Mbps_Ch177;Ant 3+4;Unil B4

Communication System:IEEE 802.11a/h WiFi 5 GHz (OFDM, 54 Mbps); Frequency: 5885 MHz;Duty Cycle: 1:11.3789

Medium: Air Medium parameters used: $\sigma = 0$ S/m, $\varepsilon_r = 1$; $\rho = 0$ kg/m^3

Ambient Temperature：23.5 ℃

DASY5 Configuration
- Probe: EF3DV3 - SN4047; ConvF(1, 1, 1) @ 824.2 MHz; Calibrated: 2021/1/25
- Sensor-Surface: (Fix Surface)
- Electronics: DAE4 Sn1311; Calibrated: 2021/8/20
- Phantom: HAC Test Arch with AMCC; Type: SD HAC P01 BA;
- Measurement SW: DASY52, Version 52.10 (4); SEMCAD X Version 14.6.14 (7483)

E Scan - ER3D: 15 mm from Probe Center to the Device/Hearing Aid Compatibility Test (101x101x1): Interpolated grid: dx=0.5000 mm, dy=0.5000 mm
Device Reference Point: 0, 0, -6.3 mm
Reference Value = 40.10 V/m; Power Drift = 0.01 dB
Applied MIF = -3.15 dB
RF audio interference level = 31.68 dBV/m
Emission category: M3

MIF scaled E-field

Grid 1 **M3** **31.68 dBV/m**	Grid 2 **M4** **25.81 dBV/m**	Grid 3 **M4** **25.82 dBV/m**
Grid 4 **M4** **28.91 dBV/m**	Grid 5 **M4** **26 dBV/m**	Grid 6 **M4** **26.01 dBV/m**
Grid 7 **M4** **29.15 dBV/m**	Grid 8 **M4** **26.87 dBV/m**	Grid 9 **M4** **26.17 dBV/m**

Cursor:
Total = 31.68 dBV/m
E Category: M3
Location: 25, -25, 8.7 mm

0 dB = 38.38 V/m = 31.68 dBV/m