FR1 n77 / 90MHz / DFT-S OFDM / 256QAM	
Lowest Band Edge / Full RB	**Highest Band Edge / Full RB**
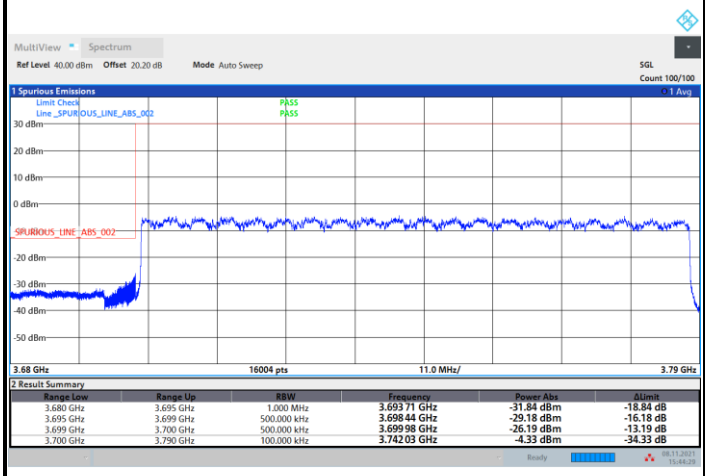	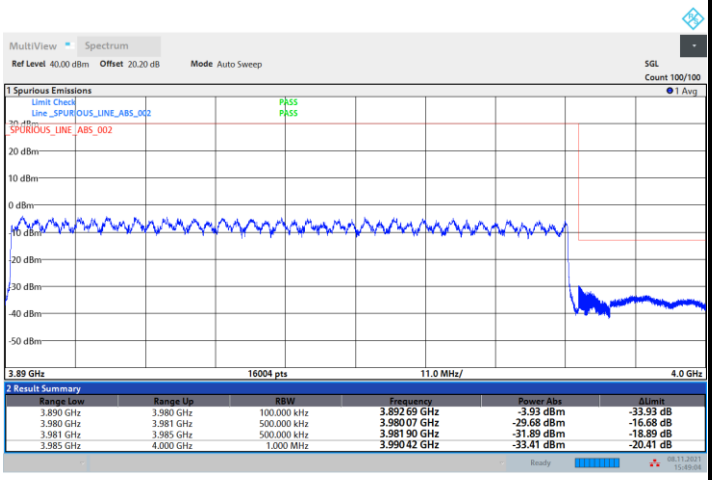

FR1 n77 / 90MHz / CP OFDM / QPSK / Full RB	
Lowest Band Edge	**Highest Band Edge**
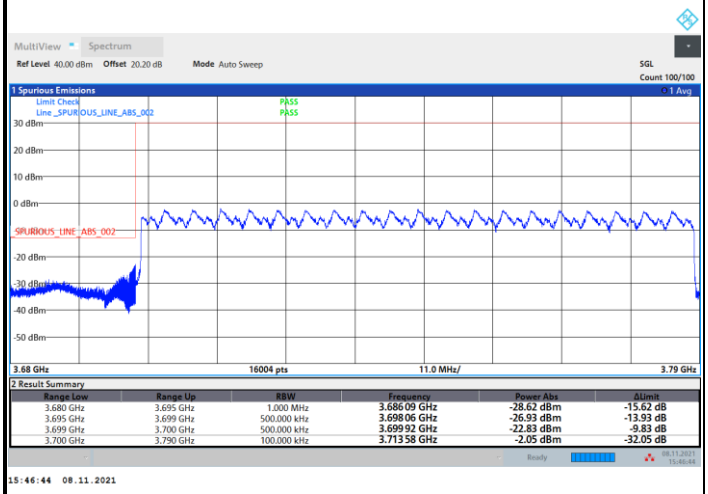	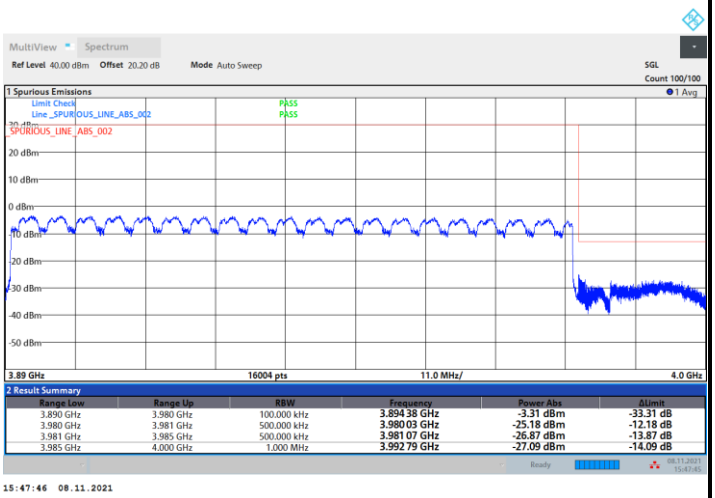

FR1 n77 / 100MHz / DFT-S OFDM / PI/2 BPSK	
Lowest Band Edge / Full RB	**Highest Band Edge / Full RB**
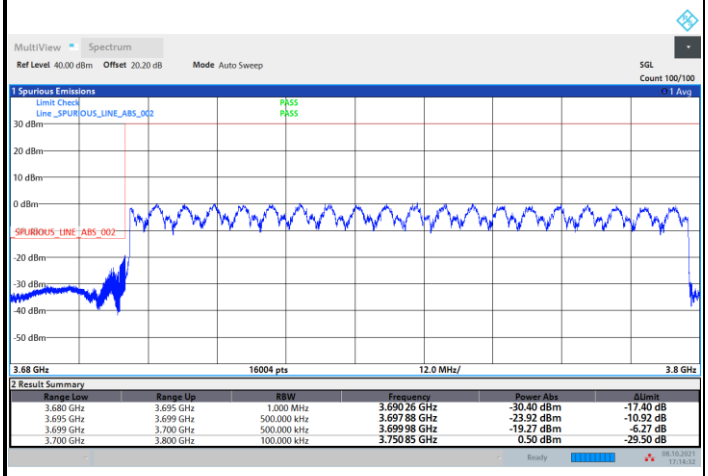	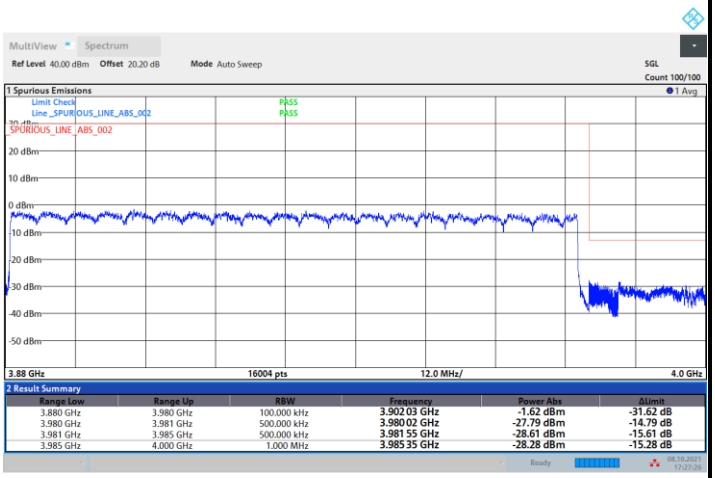

FR1 n77 / 100MHz / DFT-S OFDM / QPSK	
Lowest Band Edge / Full RB	**Highest Band Edge / Full RB**
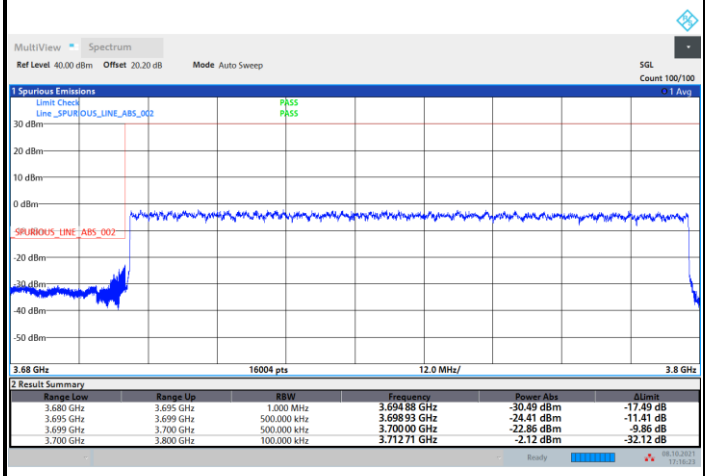	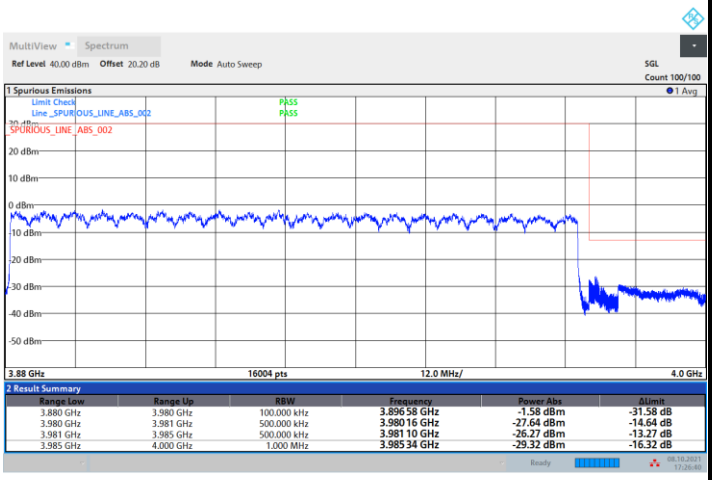

FR1 n77 / 100MHz / DFT-S OFDM / 16QAM	
Lowest Band Edge / Full RB	**Highest Band Edge / Full RB**
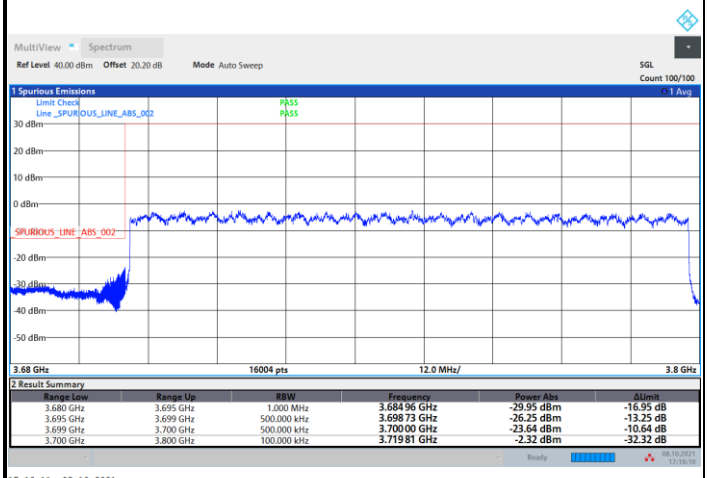	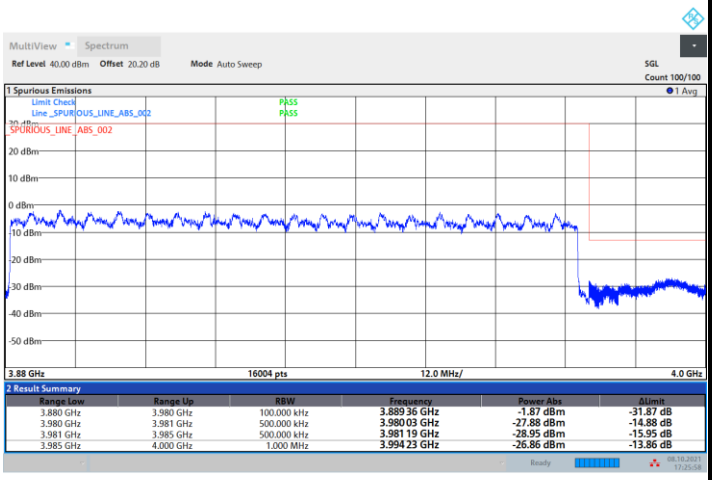

FR1 n77 / 100MHz / DFT-S OFDM / 64QAM	
Lowest Band Edge / Full RB	**Highest Band Edge / Full RB**
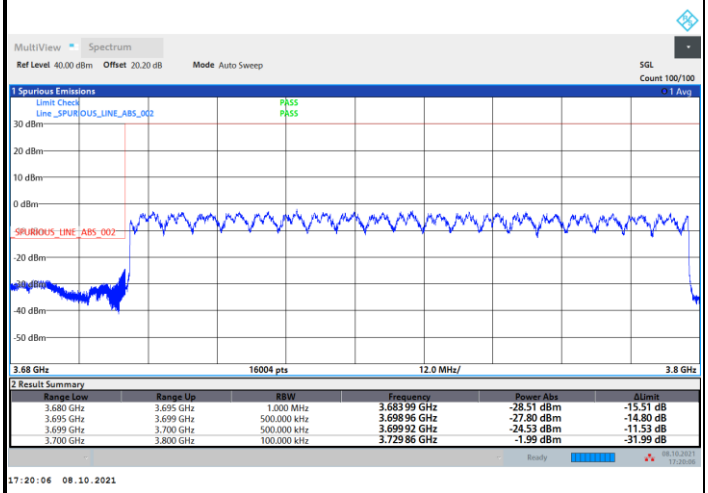	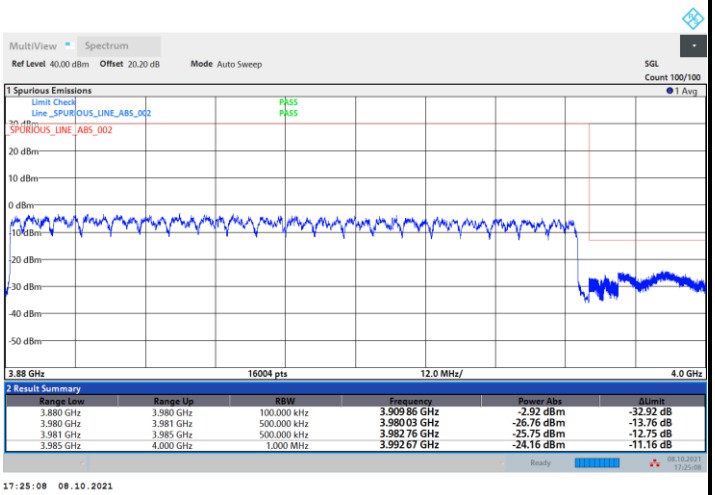

FR1 n77 / 100MHz / DFT-S OFDM / 256QAM	
Lowest Band Edge / Full RB	**Highest Band Edge / Full RB**
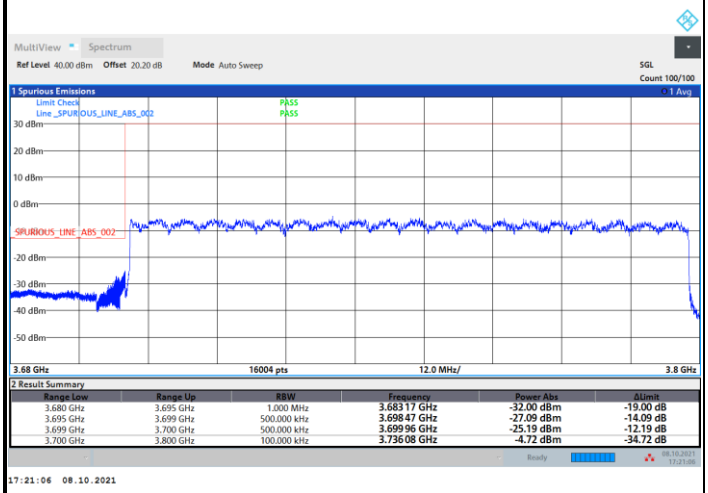	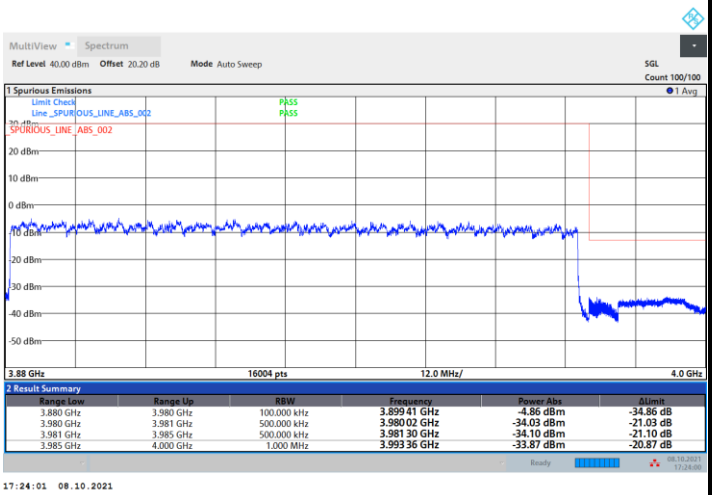

FR1 n77 / 100MHz / CP OFDM / QPSK / Full RB	
Lowest Band Edge	**Highest Band Edge**
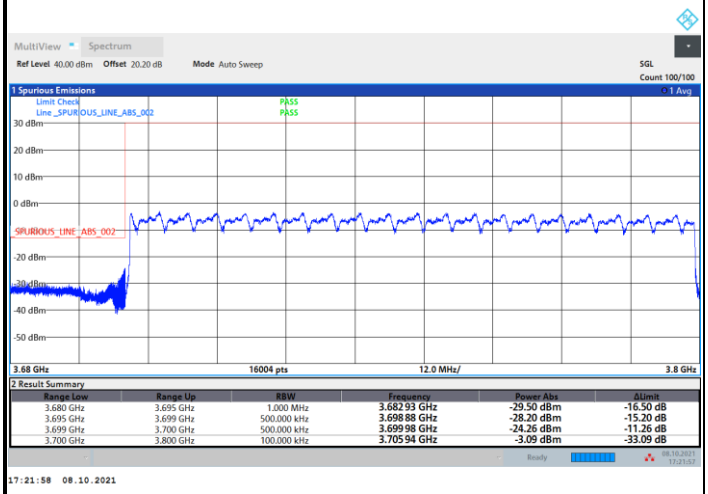	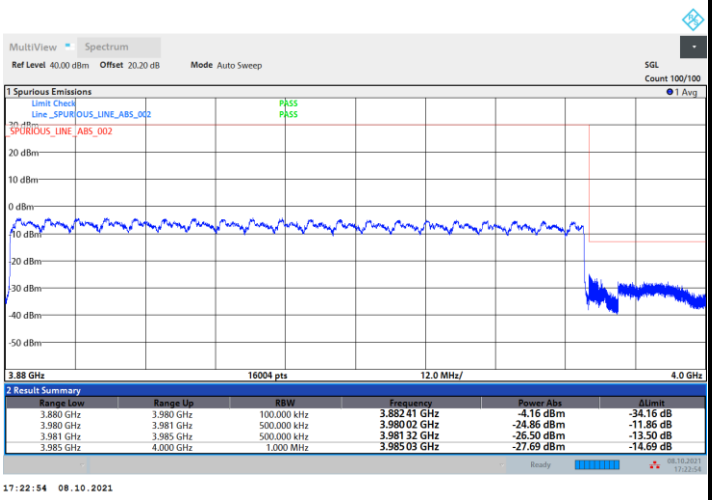

Conducted Spurious Emission

FR1 n77 / 10MHz / DFT-S OFDM / QPSK / 1RB1

Lowest Channel

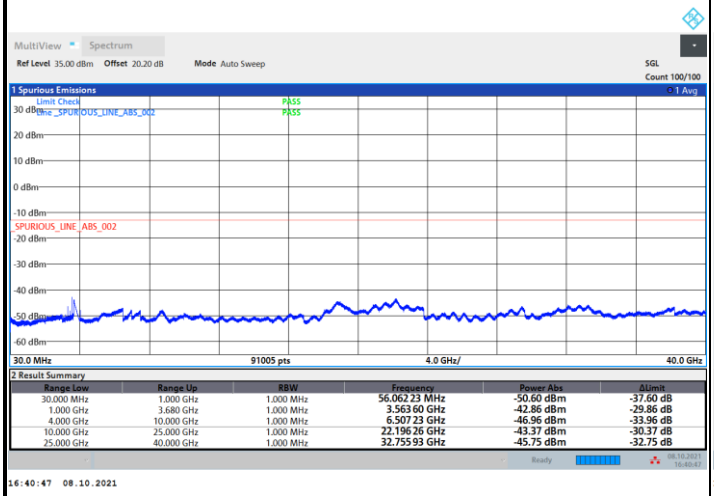

Middle Channel

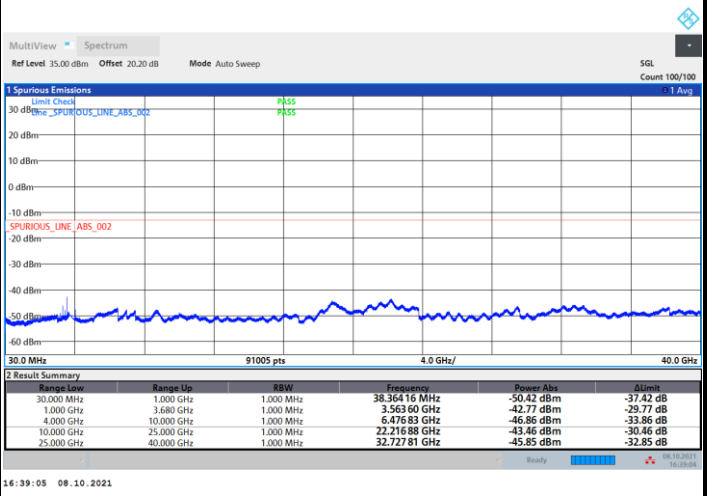

Highest Channel

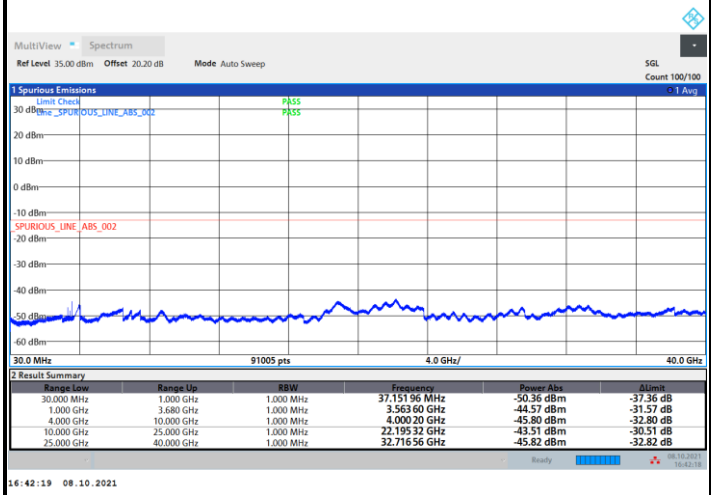

Frequency Stability

Test Conditions		FR1 n77 (BPSK) / Middle Channel	Limit
Temperature (°C)	Voltage (Volt)	BW 20MHz	Note 2.
		Deviation (ppm)	Result
50	Normal Voltage	0.0034	PASS
40	Normal Voltage	0.0037	
30	Normal Voltage	0.0032	
20(Ref.)	Normal Voltage	0.0000	
10	Normal Voltage	0.0032	
0	Normal Voltage	0.0035	
-10	Normal Voltage	0.0032	
-20	Normal Voltage	0.0033	
-30	Normal Voltage	0.0012	
20	Maximum Voltage	0.0012	
20	Normal Voltage	0.0000	
20	Battery End Point	0.0009	

Note:

1. Normal Voltage =3.85 V.；Battery End Point (BEP) =3.60 V.；Maximum Voltage =4.40 V.
2. The frequency fundamental emissions stay within the authorized frequency block.

Appendix B. Test Results of Radiated Test

<Primary Antenna>

<Ant. 6>

EN-DC 7A-n77A

EN-DC 7A-n77A / 100MHz / PI/2 BPSK									
Channel	Frequency (MHz)	EIRP (dBm)	Limit (dBm)	Over Limit (dB)	SPA Reading (dBm)	S.G. Power (dBm)	TX Cable loss (dB)	TX Antenna Gain (dBi)	Polarization (H/V)
Lowest	7401	-44.41	-13	-31.41	-71.8	-51.58	1.94	11.26	H
	11103	-41.46	-13	-28.46	-73.14	-47.73	2.61	11.02	H
	14808	-33.82	-13	-20.82	-71.7	-40.72	2.94	11.99	H
	18506	-56.57	-13	-43.57	-73.86	-70.42	1.90	17.90	H
	22207	-54.22	-13	-41.22	-75.68	-68.84	2.05	18.82	H
	25914	-46.42	-13	-33.42	-72.83	-61.40	1.95	19.08	H
									H
	7401	-44.78	-13	-31.78	-72.01	-51.95	1.94	11.26	V
	11103	-41.31	-13	-28.31	-72.83	-47.58	2.61	11.02	V
	14808	-35.31	-13	-22.31	-71.24	-42.21	2.94	11.99	V
	18506	-57.47	-13	-44.47	-73.89	-71.32	1.90	17.90	V
	22207	-54.50	-13	-41.50	-75.98	-69.12	2.05	18.82	V
	25914	-49.46	-13	-36.46	-76.97	-64.44	1.95	19.08	V
									V

Middle	7584	-45.83	-13	-32.83	-72.3	-52.80	2.00	11.12	H
	11375	-40.62	-13	-27.62	-72.66	-47.33	2.49	11.35	H
	15168	-33.21	-13	-20.21	-71.42	-41.76	3.04	13.74	H
	18956	-51.63	-13	-38.63	-69.91	-65.64	1.74	17.90	H
	22747	-53.51	-13	-40.51	-76.63	-67.84	1.97	18.45	H
	26535	-47.43	-13	-34.43	-74.4	-61.71	2.37	18.79	H
									H
	7584	-45.92	-13	-32.92	-72.34	-52.89	2.00	11.12	V
	11375	-40.80	-13	-27.80	-72.69	-47.51	2.49	11.35	V
	15168	-35.16	-13	-22.16	-71.38	-43.71	3.04	13.74	V
	18956	-57.08	-13	-44.08	-74.66	-71.09	1.74	17.90	V
	22747	-53.09	-13	-40.09	-76.25	-67.42	1.97	18.45	V
	26535	-46.02	-13	-33.02	-74.51	-60.30	2.37	18.79	V
									V
Highest	7763	-45.66	-13	-32.66	-72.12	-52.64	2.03	11.15	H
	11643	-39.71	-13	-26.71	-72.14	-46.97	2.49	11.90	H
	15528	-33.51	-13	-20.51	-71.01	-44.32	3.13	16.10	H
	19409	-52.19	-13	-39.19	-70.41	-66.39	1.96	18.31	H
	23287	-52.24	-13	-39.24	-76.3	-66.20	1.97	18.09	H
	27168	-51.14	-13	-38.14	-77.26	-65.76	2.10	18.87	H
									H
	7763	-45.77	-13	-32.77	-71.97	-52.75	2.03	11.15	V
	11643	-39.48	-13	-26.48	-71.99	-46.74	2.49	11.90	V
	15528	-34.08	-13	-21.08	-70.89	-44.89	3.13	16.10	V
	19409	-55.34	-13	-42.34	-72.89	-69.54	1.96	18.31	V
	23287	-52.07	-13	-39.07	-76.26	-66.03	1.97	18.09	V
	27168	-49.60	-13	-36.60	-77.13	-64.22	2.10	18.87	V
									V

Remark: Spurious emissions within 30-1000MHz were found more than 20dB below limit line.

<ASDIV Antenna>

<Ant. 2>

EN-DC 2A-n77A

EN-DC 2A-n77A / 100MHz / PI/2 BPSK									
Channel	Frequency (MHz)	EIRP (dBm)	Limit (dBm)	Over Limit (dB)	SPA Reading (dBm)	S.G. Power (dBm)	TX Cable loss (dB)	TX Antenna Gain (dBi)	Polarization (H/V)
Lowest	7401	-44.22	-13	-31.22	-71.61	-51.39	1.94	11.26	H
	11102	-41.54	-13	-28.54	-73.22	-47.81	2.61	11.02	H
	14808	-33.67	-13	-20.67	-71.55	-40.57	2.94	11.99	H
	18510	-56.66	-13	-43.66	-73.96	-70.51	1.90	17.90	H
	22207	-54.19	-13	-41.19	-75.65	-68.81	2.05	18.82	H
	25908	-46.04	-13	-33.04	-72.45	-61.01	1.96	19.08	H
									H
	7401	-44.92	-13	-31.92	-72.15	-52.09	1.94	11.26	V
	11102	-41.29	-13	-28.29	-72.81	-47.56	2.61	11.02	V
	14808	-35.65	-13	-22.65	-71.58	-42.55	2.94	11.99	V
	18510	-57.33	-13	-44.33	-73.77	-71.18	1.90	17.90	V
	22207	-53.56	-13	-40.56	-75.04	-68.18	2.05	18.82	V
	25908	-45.91	-13	-32.91	-73.42	-60.88	1.96	19.08	V
									V

Middle	7584	-45.75	-13	-32.75	-72.22	-52.72	2.00	11.12	H
	11375	-40.57	-13	-27.57	-72.61	-47.28	2.49	11.35	H
	15168	-32.88	-13	-19.88	-71.09	-41.43	3.04	13.74	H
	18954	-56.13	-13	-43.13	-74.41	-70.13	1.75	17.90	H
	22747	-52.65	-13	-39.65	-75.77	-66.98	1.97	18.45	H
	26538	-49.68	-13	-36.68	-76.65	-63.96	2.36	18.79	H
									H
	7584	-46.10	-13	-33.10	-72.52	-53.07	2.00	11.12	V
	11375	-40.43	-13	-27.43	-72.32	-47.14	2.49	11.35	V
	15168	-34.97	-13	-21.97	-71.19	-43.52	3.04	13.74	V
	18954	-55.99	-13	-42.99	-73.56	-69.99	1.75	17.90	V
	22747	-52.21	-13	-39.21	-75.37	-66.54	1.97	18.45	V
	26538	-47.94	-13	-34.94	-76.41	-62.22	2.36	18.79	V
									V
Highest	7763	-45.54	-13	-32.54	-72	-52.52	2.03	11.15	H
	11643	-39.44	-13	-26.44	-71.87	-46.70	2.49	11.90	H
	15528	-33.20	-13	-20.20	-70.7	-44.01	3.13	16.10	H
	19409	-55.52	-13	-42.52	-73.74	-69.72	1.96	18.31	H
	23287	-51.96	-13	-38.96	-76.02	-65.92	1.97	18.09	H
	27168	-50.78	-13	-37.78	-76.9	-65.40	2.10	18.87	H
									H
	7763	-45.73	-13	-32.73	-71.93	-52.71	2.03	11.15	V
	11643	-39.53	-13	-26.53	-72.04	-46.79	2.49	11.90	V
	15528	-34.07	-13	-21.07	-70.88	-44.88	3.13	16.10	V
	19409	-56.85	-13	-43.85	-74.4	-71.05	1.96	18.31	V
	23287	-52.08	-13	-39.08	-76.27	-66.04	1.97	18.09	V
	27168	-49.37	-13	-36.37	-76.9	-63.99	2.10	18.87	V
									V

Remark: Spurious emissions within 30-1000MHz were found more than 20dB below limit line.

———THE END———