FR1 n77 / 100MHz / DFT-S OFDM / 16QAM	
Lowest Band Edge / Full RB	**Highest Band Edge / Full RB**
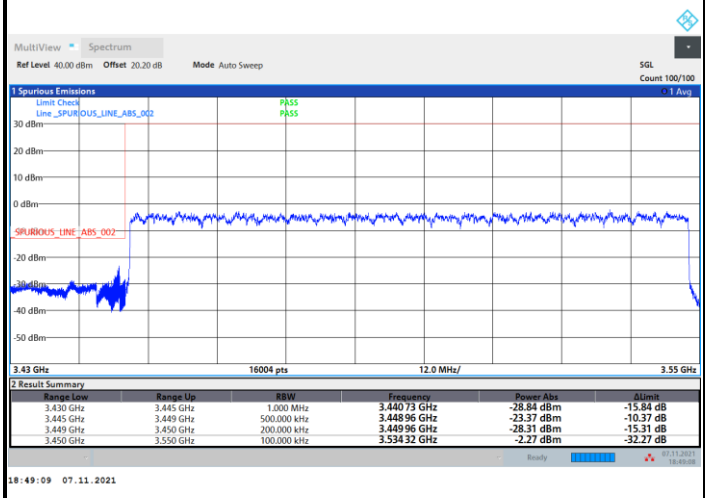	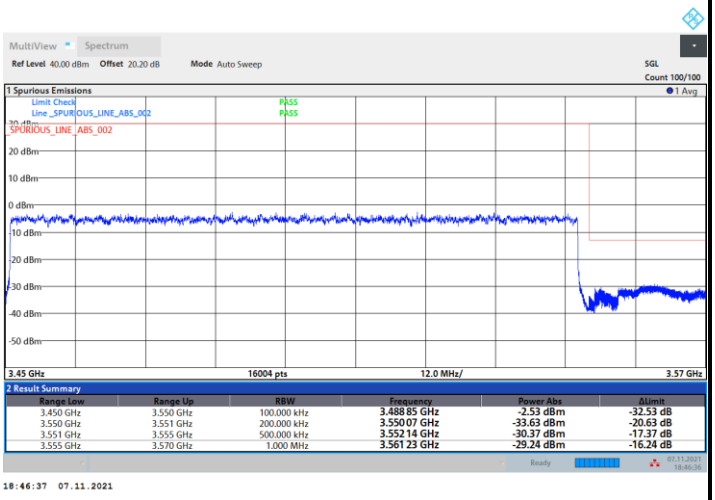

FR1 n77 / 100MHz / DFT-S OFDM / 64QAM	
Lowest Band Edge / Full RB	**Highest Band Edge / Full RB**
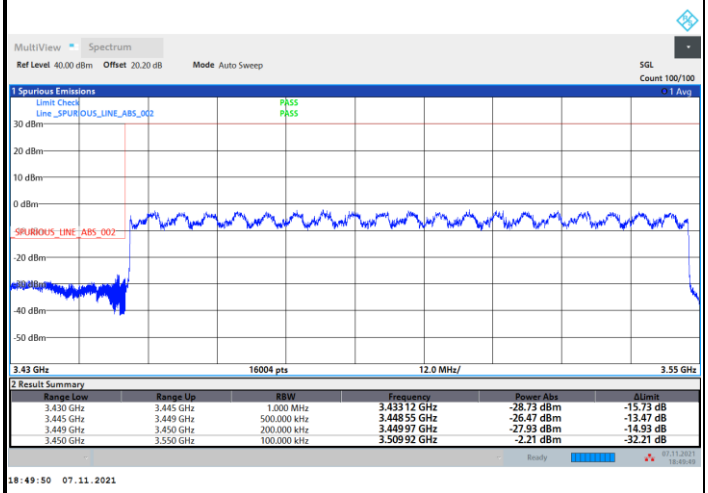	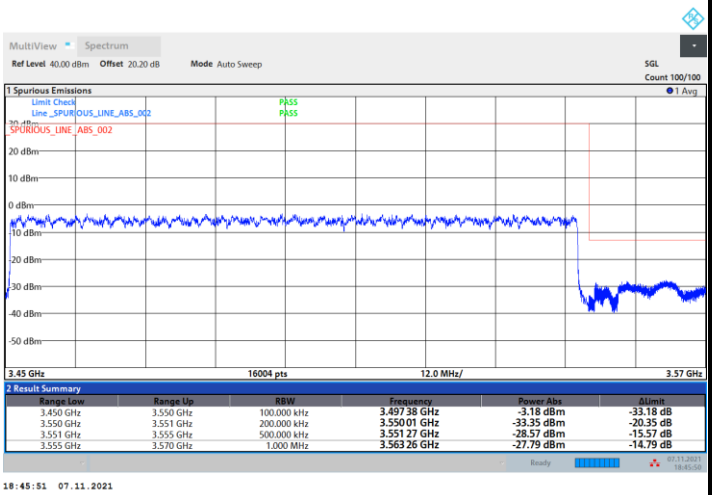

FR1 n77 / 100MHz / DFT-S OFDM / 256QAM	
Lowest Band Edge / Full RB	**Highest Band Edge / Full RB**
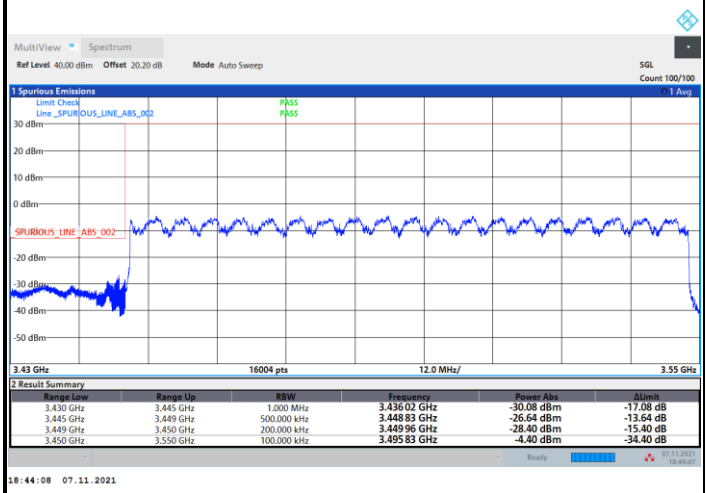	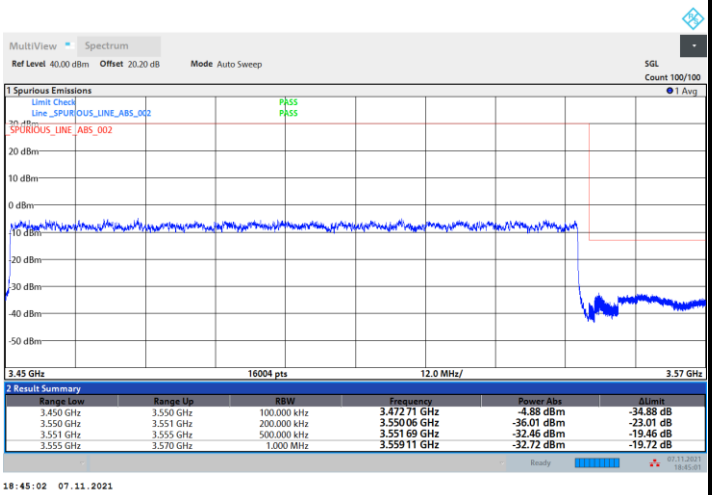

FR1 n77 / 100MHz / CP OFDM / QPSK / Full RB	
Lowest Band Edge	**Highest Band Edge**
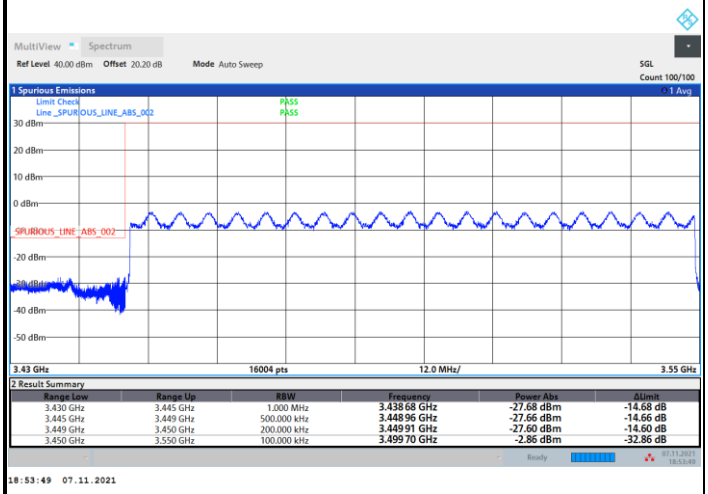	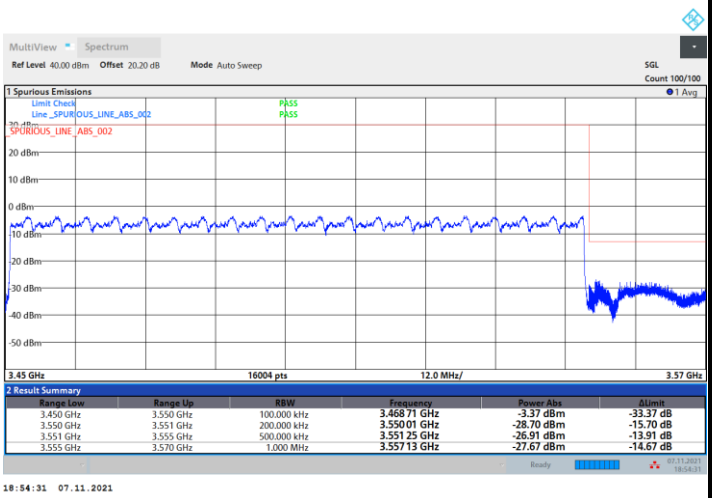

Conducted Spurious Emission

FR1 n77 / 10MHz / DFT-S OFDM / QPSK / 1RB1

Lowest Channel

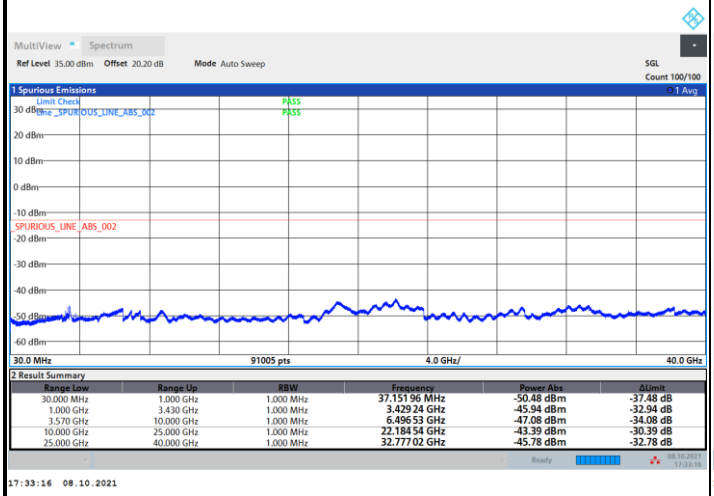

2 Result Summary

Range Low	Range Up	RBW	Frequency	Power Abs	ΔLimit
30.000 MHz	1.000 GHz	1.000 MHz	37.151 96 MHz	-50.48 dBm	-37.48 dB
1.000 GHz	3.430 GHz	1.000 MHz	3.429 24 GHz	-45.94 dBm	-32.94 dB
3.570 GHz	10.000 GHz	1.000 MHz	6.496 53 GHz	-47.08 dBm	-34.08 dB
10.000 GHz	25.000 GHz	1.000 MHz	22.184 54 GHz	-43.39 dBm	-30.39 dB
25.000 GHz	40.000 GHz	1.000 MHz	32.777 02 GHz	-45.78 dBm	-32.78 dB

17:33:16 08.10.2021

Middle Channel

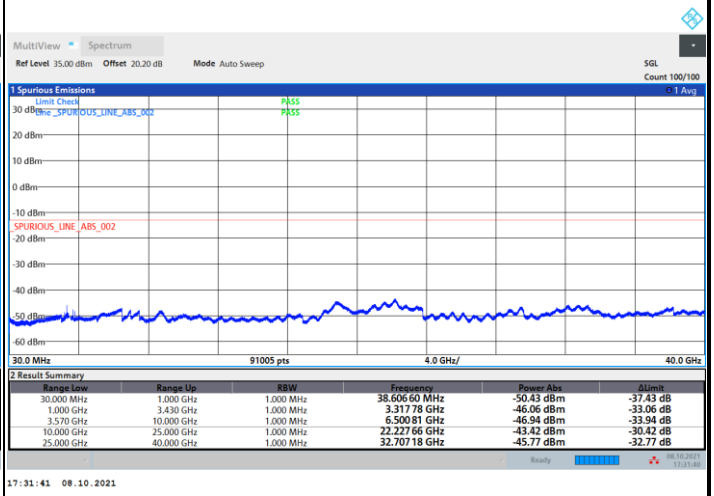

2 Result Summary

Range Low	Range Up	RBW	Frequency	Power Abs	ΔLimit
30.000 MHz	1.000 GHz	1.000 MHz	38.606 60 MHz	-50.43 dBm	-37.43 dB
1.000 GHz	3.430 GHz	1.000 MHz	3.317 78 GHz	-46.06 dBm	-33.06 dB
3.570 GHz	10.000 GHz	1.000 MHz	6.500 81 GHz	-46.94 dBm	-33.94 dB
10.000 GHz	25.000 GHz	1.000 MHz	22.227 66 GHz	-43.42 dBm	-30.42 dB
25.000 GHz	40.000 GHz	1.000 MHz	32.707 18 GHz	-45.77 dBm	-32.77 dB

17:31:41 08.10.2021

Highest Channel

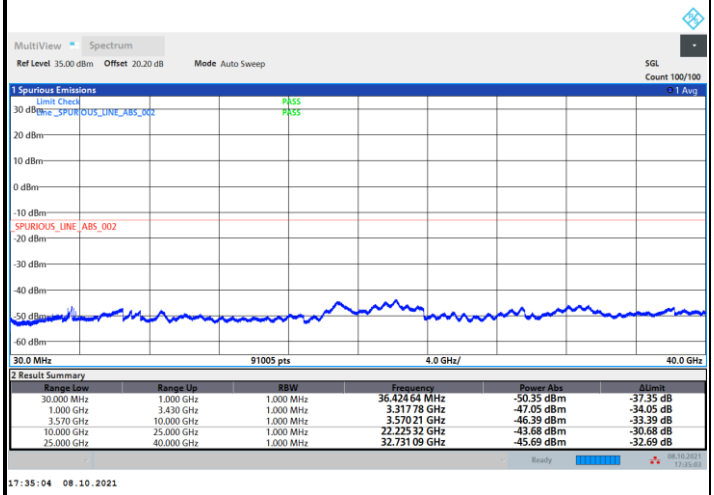

2 Result Summary

Range Low	Range Up	RBW	Frequency	Power Abs	ΔLimit
30.000 MHz	1.000 GHz	1.000 MHz	36.424 64 MHz	-50.35 dBm	-37.35 dB
1.000 GHz	3.430 GHz	1.000 MHz	3.317 78 GHz	-47.05 dBm	-34.05 dB
3.570 GHz	10.000 GHz	1.000 MHz	3.570 21 GHz	-46.39 dBm	-33.39 dB
10.000 GHz	25.000 GHz	1.000 MHz	22.225 32 GHz	-43.68 dBm	-30.68 dB
25.000 GHz	40.000 GHz	1.000 MHz	32.731 09 GHz	-45.69 dBm	-32.69 dB

17:35:04 08.10.2021

Frequency Stability

Test Conditions		FR1 n77 (BPSK) / Middle Channel	Limit
Temperature (°C)	Voltage (Volt)	BW 20MHz	Note 2.
		Deviation (ppm)	Result
50	Normal Voltage	0.0019	PASS
40	Normal Voltage	0.0025	
30	Normal Voltage	0.0020	
20(Ref.)	Normal Voltage	0.0000	
10	Normal Voltage	0.0014	
0	Normal Voltage	0.0019	
-10	Normal Voltage	0.0024	
-20	Normal Voltage	0.0019	
-30	Normal Voltage	0.0014	
20	Maximum Voltage	0.0003	
20	Normal Voltage	0.0000	
20	Battery End Point	0.0009	

Note:

1. Normal Voltage =3.85 V.；Battery End Point (BEP) =3.60 V.；Maximum Voltage =4.40 V.
2. The frequency fundamental emissions stay within the authorized frequency block.

Appendix B. Test Results of Radiated Test

<Primary Antenna>

<Ant. 6>

EN-DC 7A-n77A

EN-DC 7A-n77A / 20MHz / PI/2 BPSK									
Channel	Frequency (MHz)	EIRP (dBm)	Limit (dBm)	Over Limit (dB)	SPA Reading (dBm)	S.G. Power (dBm)	TX Cable loss (dB)	TX Antenna Gain (dBi)	Polarization (H/V)
Lowest	6902	-45.44	-13	-32.44	-71.94	-53.59	1.73	12.04	H
	10351	-41.60	-13	-28.60	-71.63	-48.08	2.39	11.02	H
	13806	-34.88	-13	-21.88	-72.92	-42.27	2.85	12.39	H
	20708	-53.33	-13	-40.33	-74.46	-67.76	2.06	18.64	H
	24160	-51.29	-13	-38.29	-76.03	-64.98	2.00	17.84	H
	27610	-50.56	-13	-37.56	-76.8	-65.41	2.24	19.24	H
									H
	6902	-45.82	-13	-32.82	-71.88	-53.97	1.73	12.04	V
	10351	-41.26	-13	-28.26	-71.37	-47.74	2.39	11.02	V
	13806	-34.37	-13	-21.37	-72.77	-41.76	2.85	12.39	V
	20708	-53.69	-13	-40.69	-74.3	-68.12	2.06	18.64	V
	24160	-51.13	-13	-38.13	-76.69	-64.82	2.00	17.84	V
	27610	-49.89	-13	-36.89	-77.45	-64.74	2.24	19.24	V
									V

Middle	6981	-44.90	-13	-31.90	-71.75	-52.95	1.72	11.93	H
	10472	-41.72	-13	-28.72	-72.18	-48.10	2.39	10.92	H
	13968	-35.48	-13	-22.48	-73.06	-42.69	2.88	12.23	H
	20952	-52.90	-13	-39.90	-74.16	-67.36	2.08	18.69	H
	24438	-49.77	-13	-36.77	-74.53	-63.16	2.02	17.56	H
	27934	-51.33	-13	-38.33	-77.23	-66.18	2.37	19.37	H
									H
	6981	-45.19	-13	-32.19	-71.56	-53.24	1.72	11.93	V
	10472	-41.12	-13	-28.12	-71.35	-47.50	2.39	10.92	V
	13968	-35.00	-13	-22.00	-72.77	-42.21	2.88	12.23	V
	20952	-53.74	-13	-40.74	-74.64	-68.20	2.08	18.69	V
	24438	-51.20	-13	-38.20	-77.24	-64.59	2.02	17.56	V
	27934	-50.07	-13	-37.07	-77.34	-64.92	2.37	19.37	V
									V
Highest	7065	-44.59	-13	-31.59	-71.71	-52.48	1.76	11.80	H
	10593	-41.04	-13	-28.04	-71.77	-47.35	2.44	10.90	H
	14124	-35.20	-13	-22.20	-72.5	-42.08	2.87	11.90	H
	21185	-54.37	-13	-41.37	-75.19	-68.90	2.02	18.70	H
	24715	-49.82	-13	-36.82	-74.71	-63.46	2.05	17.84	H
	28250	-51.51	-13	-38.51	-77.18	-66.51	2.35	19.50	H
									H
	7065	-44.95	-13	-31.95	-71.64	-52.84	1.76	11.80	V
	10593	-41.61	-13	-28.61	-72.08	-47.92	2.44	10.90	V
	14124	-35.32	-13	-22.32	-72.52	-42.20	2.87	11.90	V
	21185	-54.82	-13	-41.82	-75.43	-69.35	2.02	18.70	V
	24715	-48.42	-13	-35.42	-74.59	-62.06	2.05	17.84	V
	28245	-49.70	-13	-36.70	-77.01	-64.70	2.35	19.50	V
									V

Remark: Spurious emissions within 30-1000MHz were found more than 20dB below limit line.

<ASDIV Antenna>

<Ant. 2>

EN-DC 2A-n77A

EN-DC 2A-n77A / 20MHz / PI/2 BPSK									
Channel	Frequency (MHz)	EIRP (dBm)	Limit (dBm)	Over Limit (dB)	SPA Reading (dBm)	S.G. Power (dBm)	TX Cable loss (dB)	TX Antenna Gain (dBi)	Polarization (H/V)
Lowest	6902	-45.60	-13	-32.60	-72.1	-53.75	1.73	12.04	H
	10351	-41.36	-13	-28.36	-71.43	-47.84	2.39	11.02	H
	13806	-34.57	-13	-21.57	-72.61	-41.96	2.85	12.39	H
	20708	-53.29	-13	-40.29	-74.42	-67.72	2.06	18.64	H
	24160	-48.76	-13	-35.76	-73.5	-62.45	2.00	17.84	H
	27610	-49.92	-13	-36.92	-76.17	-64.77	2.24	19.24	H
									H
	6902	-46.09	-13	-33.09	-72.15	-54.24	1.73	12.04	V
	10351	-41.08	-13	-28.08	-71.19	-47.56	2.39	11.02	V
	13806	-34.41	-13	-21.41	-72.81	-41.80	2.85	12.39	V
	20708	-54.12	-13	-41.12	-74.73	-68.55	2.06	18.64	V
	24159	-49.86	-13	-36.86	-75.42	-63.56	2.00	17.84	V
	27612	-49.27	-13	-36.27	-76.83	-64.12	2.24	19.24	V
									V

Middle	6981	-44.38	-13	-31.38	-71.23	-52.43	1.72	11.93	H
	10472	-40.57	-13	-27.57	-71.03	-46.95	2.39	10.92	H
	13968	-35.01	-13	-22.01	-72.59	-42.22	2.88	12.23	H
	19154	-56.44	-13	-43.44	-74.77	-70.53	1.82	18.05	H
	22987	-52.63	-13	-39.63	-76.06	-66.71	1.98	18.21	H
	26818	-49.81	-13	-36.81	-76.19	-64.22	2.17	18.74	H
									H
	6981	-44.91	-13	-31.91	-71.28	-52.96	1.72	11.93	V
	10472	-40.91	-13	-27.91	-71.14	-47.29	2.39	10.92	V
	13968	-34.46	-13	-21.46	-72.23	-41.67	2.88	12.23	V
	19154	-57.37	-13	-44.37	-75.01	-71.46	1.82	18.05	V
	22987	-52.73	-13	-39.73	-76.18	-66.81	1.98	18.21	V
	26818	-48.75	-13	-35.75	-76.61	-63.16	2.17	18.74	V
									V
Highest	7065	-44.51	-13	-31.51	-71.63	-52.40	1.76	11.80	H
	10593	-41.03	-13	-28.03	-71.76	-47.34	2.44	10.90	H
	14124	-35.08	-13	-22.08	-72.38	-41.96	2.87	11.90	H
	21185	-54.51	-13	-41.51	-75.33	-69.04	2.02	18.70	H
	24715	-49.20	-13	-36.20	-74.09	-62.84	2.05	17.84	H
	28250	-50.71	-13	-37.71	-76.38	-65.71	2.35	19.50	H
									H
	7065	-45.19	-13	-32.19	-71.88	-53.08	1.76	11.80	V
	10593	-41.74	-13	-28.74	-72.21	-48.05	2.44	10.90	V
	14124	-35.17	-13	-22.17	-72.37	-42.05	2.87	11.90	V
	21185	-54.52	-13	-41.52	-75.13	-69.05	2.02	18.70	V
	24718	-50.59	-13	-37.59	-76.76	-64.24	2.05	17.85	V
	28245	-49.10	-13	-36.10	-76.41	-64.10	2.35	19.50	V
									V

Remark: Spurious emissions within 30-1000MHz were found more than 20dB below limit line.

———THE END———