Mode	66	
	Band Edge	
	U-NII-3_5.725-5.85_802.11a_CH165_5825MHz	
ANT	3+4	
Pol.	Vertical	Fundamental
Peak	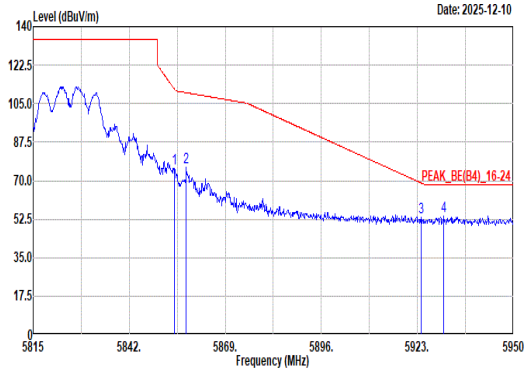 Site : 03CH15-HY Condition: PEAK_BE(B4)_16-24 3m 9120D-02294_250606 VERTICAL : RBW:1000.000kHz VBW:3000.000kHz SWT:Auto Freq Level Limit Line Margin Read Level Ant Factor Cable Loss Preamp Factor Aux Factor APos TPos Remark MHz dBuV/m dBuV/m dB dBuV dB/m dB dB dB cm deg 1 5854.69 75.51 111.51 -36.00 64.60 34.12 13.57 36.78 0.00 146 30 Peak 2 5858.07 75.93 109.94 -34.01 65.00 34.13 13.58 36.78 0.00 146 30 Peak 3 5924.08 53.19 68.88 -15.69 42.01 34.25 13.70 36.77 0.00 146 30 Peak 4 5930.43 53.85 68.20 -14.35 42.67 34.24 13.71 36.77 0.00 146 30 Peak	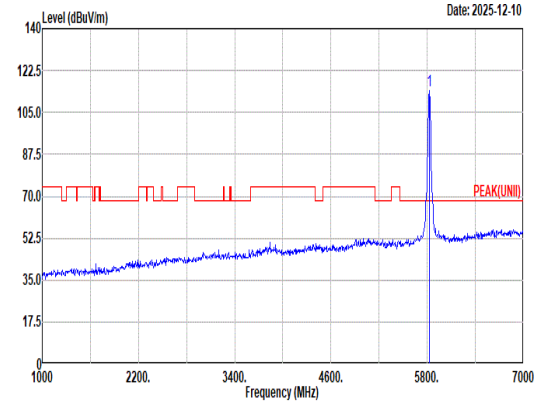 Site : 03CH15-HY Condition: PEAK(UNII) 3m 9120D-02294_250606 VERTICAL : RBW:1000.000kHz VBW:3000.000kHz SWT:Auto Freq Level Limit Line Margin Read Level Ant Factor Cable Loss Preamp Factor Aux Factor APos TPos Remark MHz dBuV/m dBuV/m dB dBuV dB/m dB dB dB cm deg 1 5825.00 114.23 ------ ------ 103.40 34.10 13.51 36.78 0.00 146 30 Peak
Avg	Blank	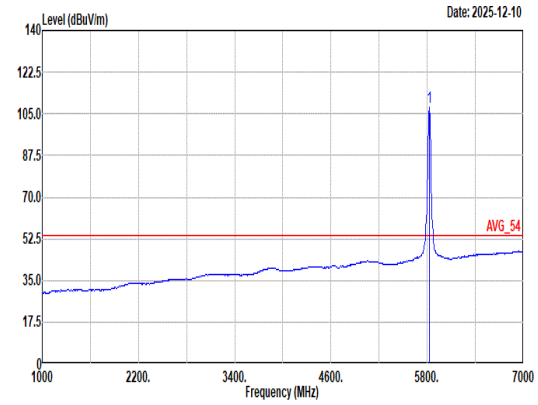 Site : 03CH15-HY Condition: AVG_54 3m 9120D-02294_250606 VERTICAL : RBW:1000.000kHz VBW:0.010kHz SWT:Auto Freq Level Limit Line Margin Read Level Ant Factor Cable Loss Preamp Factor Aux Factor APos TPos Remark MHz dBuV/m dBuV/m dB dBuV dB/m dB dB dB cm deg 1 5825.00 107.54 ------ ------ 96.71 34.10 13.51 36.78 0.00 146 30 Average

Mode	66	
	Harmonic	
	U-NII-3_5.725-5.85_802.11a_CH165_5825MHz	
ANT	3+4	
Pol.	Horizontal	Vertical
Peak Avg	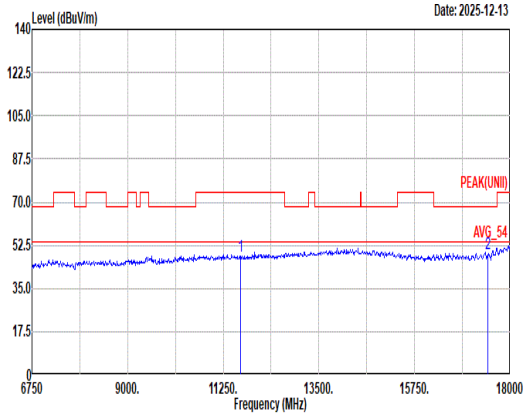 Site : 03CH15-HY Condition: PEAK(UNII) 3m 9120D-02294_250606 HORIZONTAL Freq Level Limit Line Margin Read Level Ant Factor Cable Loss Preamp Factor Aux Factor APos TPos Remark MHz dBuV/m dBuV/m dB dBuV dB/m dB dB dB cm deg 1 11650.00 47.98 74.00 -26.02 46.59 38.70 19.47 57.34 0.56 -- -- Peak 2 17475.00 49.27 68.20 -18.93 45.20 38.72 24.05 59.14 0.44 -- -- Peak	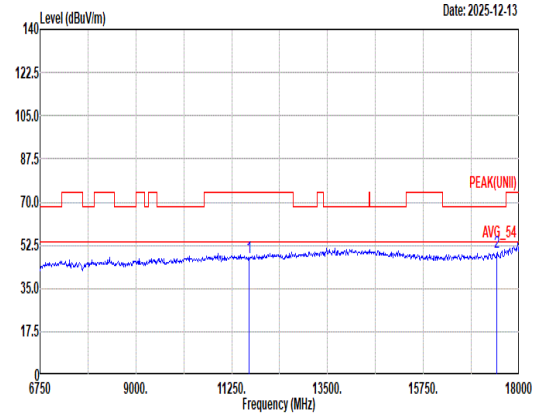 Site : 03CH15-HY Condition: PEAK(UNII) 3m 9120D-02294_250606 VERTICAL Freq Level Limit Line Margin Read Level Ant Factor Cable Loss Preamp Factor Aux Factor APos TPos Remark MHz dBuV/m dBuV/m dB dBuV dB/m dB dB dB cm deg 1 11650.00 47.39 74.00 -26.61 46.00 38.70 19.47 57.34 0.56 -- -- Peak 2 17475.00 49.58 68.20 -18.62 45.51 38.72 24.05 59.14 0.44 -- -- Peak

Mode	66	
	Harmonic	
	U-NII-3_5.725-5.85_802.11a_CH165_5825MHz	
ANT	3+4	
Pol.	Horizontal	Vertical
14.47G ~14.5G Avg	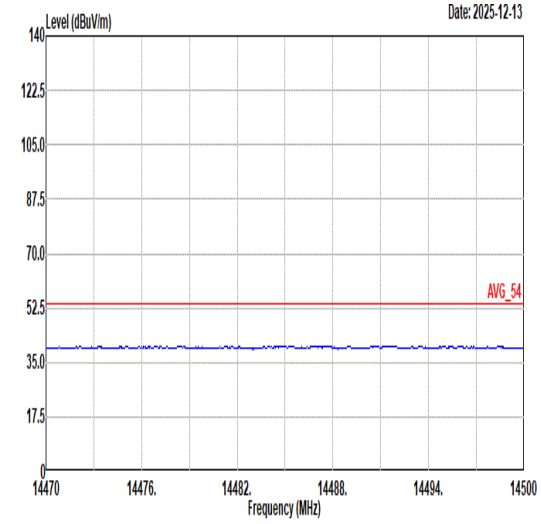 Site : 03CH15-HY Condition: AVG_54 3m 9120D-02294_250606 HORIZONTAL	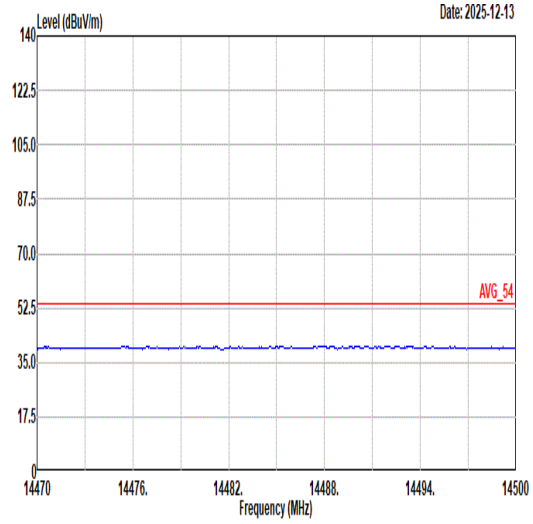 Site : 03CH15-HY Condition: AVG_54 3m 9120D-02294_250606 VERTICAL
17.7G ~18G Avg	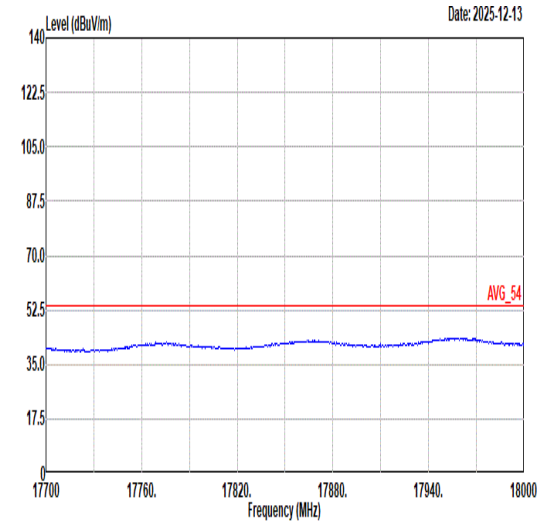 Site : 03CH15-HY Condition: AVG_54 3m 9120D-02294_250606 HORIZONTAL	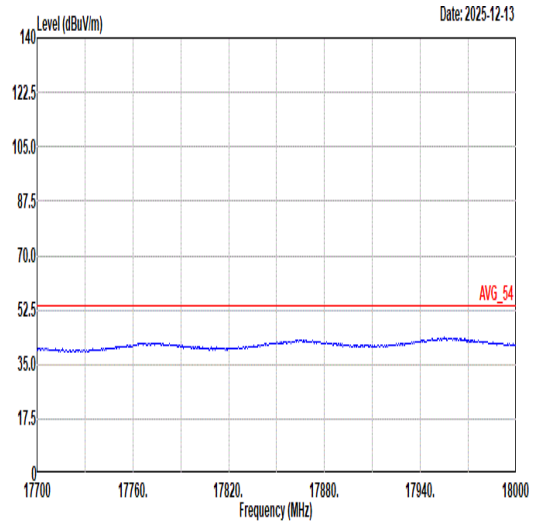 Site : 03CH15-HY Condition: AVG_54 3m 9120D-02294_250606 VERTICAL

Mode	67	
	Band Edge	
	U-NII-3_5.725-5.85_802.11n HT20_CH149_5745MHz	
ANT	3+4	
Pol.	Horizontal	Fundamental
Peak	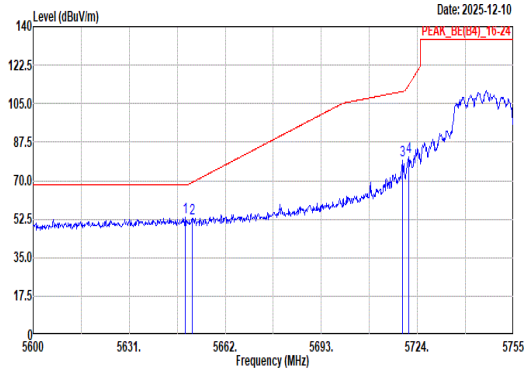 Site : 03CH15-HY Condition: PEAK_BE(B4)_16-24 3m 9120D-02294_250606 HORIZONTAL : RBW:1000.000kHz VBW:3000.000kHz SWT:Auto Freq Level Limit Line Margin Read Level Ant Factor Cable Loss Preamp Factor Aux Factor APos TPos Remark MHz dBuV/m dBuV/m dB dBuV dB/m dB dB dB cm deg 1 5648.98 53.40 68.20 -14.80 43.76 33.19 13.25 36.80 0.00 129 15 Peak 2 5651.31 52.96 69.17 -16.21 43.30 33.21 13.25 36.80 0.00 129 15 Peak 3 5719.20 79.08 110.57 -31.49 68.74 33.78 13.35 36.79 0.00 129 15 Peak 4 5721.21 80.81 113.56 -32.75 70.46 33.78 13.36 36.79 0.00 129 15 Peak	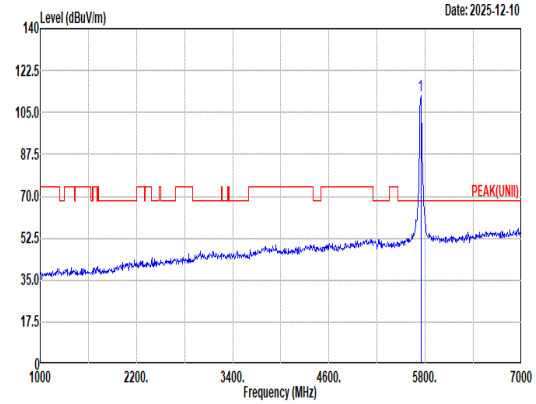 Site : 03CH15-HY Condition: PEAK(UNII) 3m 9120D-02294_250606 HORIZONTAL : RBW:1000.000kHz VBW:3000.000kHz SWT:Auto Freq Level Limit Line Margin Read Level Ant Factor Cable Loss Preamp Factor Aux Factor APos TPos Remark MHz dBuV/m dBuV/m dB dBuV dB/m dB dB dB cm deg 1 5745.00 112.13 ------ ------ 101.65 33.88 13.39 36.79 0.00 129 15 Peak
Avg	Blank	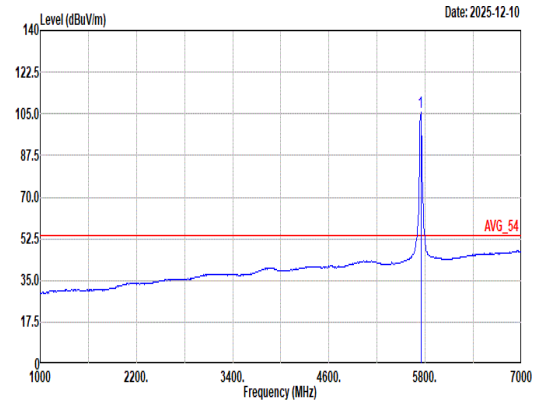 Site : 03CH15-HY Condition: AVG_54 3m 9120D-02294_250606 HORIZONTAL : RBW:1000.000kHz VBW:0.010kHz SWT:Auto Freq Level Limit Line Margin Read Level Ant Factor Cable Loss Preamp Factor Aux Factor APos TPos Remark MHz dBuV/m dBuV/m dB dBuV dB/m dB dB dB cm deg 1 5745.00 105.54 ------ ------ 95.06 33.88 13.39 36.79 0.00 129 15 Average

Mode	67	
	Band Edge	
	U-NII-3_5.725-5.85_802.11n HT20_CH149_5745MHz	
ANT	3+4	
Pol.	Vertical	Fundamental
Peak	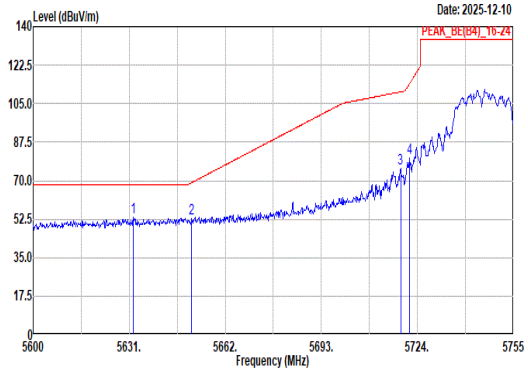 Site : 03CH15-HY Condition: PEAK_BE(B4)_16-24 3m 9120D-02294_250606 VERTICAL : RBW:1000.000kHz VBW:3000.000kHz SWT:Auto Freq Level Limit Line Margin Read Level Ant Factor Cable Loss Preamp Factor Aux Factor APos TPos Remark MHz dBuV/m dBuV/m dB dBuV dB/m dB dB dB cm deg 1 5632.24 53.30 68.20 -14.90 43.78 33.09 13.23 36.80 0.00 238 27 Peak 2 5651.15 53.02 69.05 -16.03 43.36 33.21 13.25 36.80 0.00 238 27 Peak 3 5718.58 75.79 110.40 -34.61 65.46 33.77 13.35 36.79 0.00 238 27 Peak 4 5721.37 80.38 113.91 -33.53 70.02 33.79 13.36 36.79 0.00 238 27 Peak	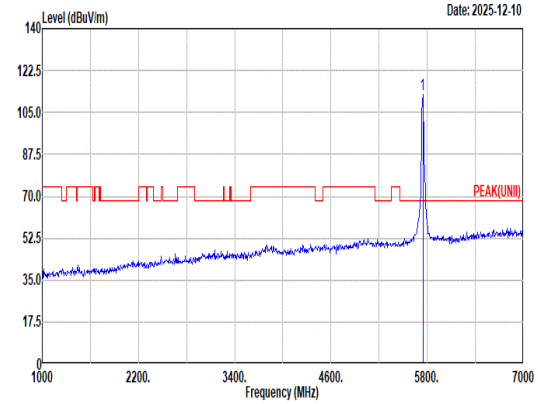 Site : 03CH15-HY Condition: PEAK(UNII) 3m 9120D-02294_250606 VERTICAL : RBW:1000.000kHz VBW:3000.000kHz SWT:Auto Freq Level Limit Line Margin Read Level Ant Factor Cable Loss Preamp Factor Aux Factor APos TPos Remark MHz dBuV/m dBuV/m dB dBuV dB/m dB dB dB cm deg 1 5745.00 112.37 ------ ------ 101.89 33.88 13.39 36.79 0.00 238 27 Peak
Avg	Blank	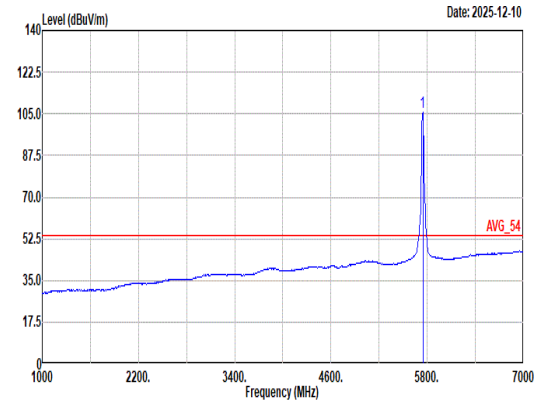 Site : 03CH15-HY Condition: AVG_54 3m 9120D-02294_250606 VERTICAL : RBW:1000.000kHz VBW:0.010kHz SWT:Auto Freq Level Limit Line Margin Read Level Ant Factor Cable Loss Preamp Factor Aux Factor APos TPos Remark MHz dBuV/m dBuV/m dB dBuV dB/m dB dB dB cm deg 1 5745.00 105.83 ------ ------ 95.35 33.88 13.39 36.79 0.00 238 27 Average

Mode	67	
	Harmonic	
	U-NII-3_5.725-5.85_802.11n HT20_CH149_5745MHz	
ANT	3+4	
Pol.	Horizontal	Vertical
Peak Avg	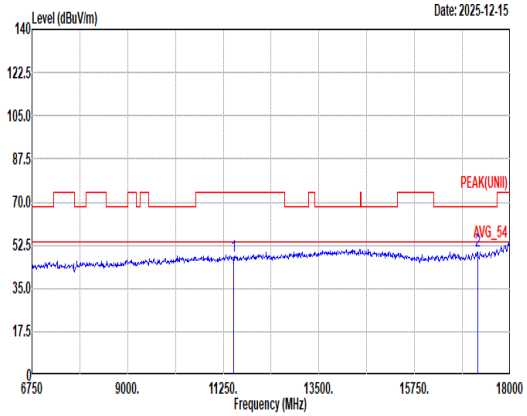 Site : 03CH15-HY Condition: PEAK(UNII) 3m 9120D-02294_250606 HORIZONTAL Freq Level Limit Line Margin Read Level Ant Factor Cable Loss Preamp Factor Aux Factor APos TPos Remark MHz dBuV/m dBuV/m dB dBuV dB/m dB dB dB cm deg 1 11490.00 47.86 74.00 -26.14 46.38 39.01 19.33 57.44 0.58 -- -- Peak 2 17235.00 49.96 68.20 -18.24 46.44 38.44 23.89 59.25 0.44 100 72 Peak	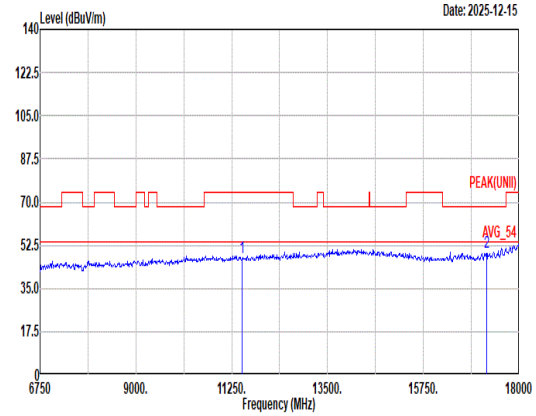 Site : 03CH15-HY Condition: PEAK(UNII) 3m 9120D-02294_250606 VERTICAL Freq Level Limit Line Margin Read Level Ant Factor Cable Loss Preamp Factor Aux Factor APos TPos Remark MHz dBuV/m dBuV/m dB dBuV dB/m dB dB dB cm deg 1 11490.00 47.47 74.00 -26.53 45.99 39.01 19.33 57.44 0.58 -- -- Peak 2 17235.00 49.63 68.20 -18.57 46.11 38.44 23.89 59.25 0.44 300 35 Peak

Mode	67	
	Harmonic	
	U-NII-3_5.725-5.85_802.11n HT20_CH149_5745MHz	
ANT	3+4	
Pol.	Horizontal	Vertical
14.47G ~14.5G Avg	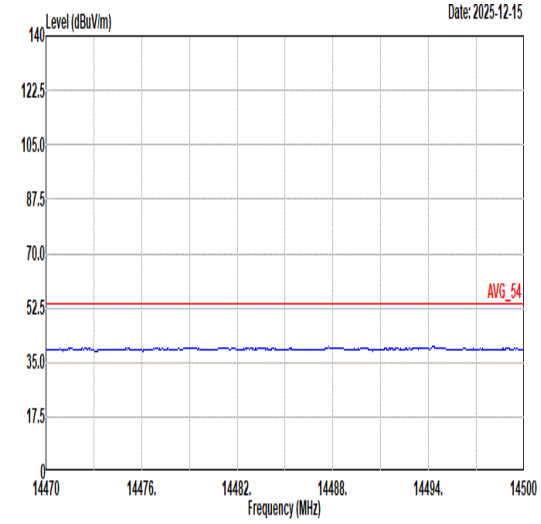 Site : 03CH15-HY Condition: AVG_54 3m 9120D-02294_250606 HORIZONTAL	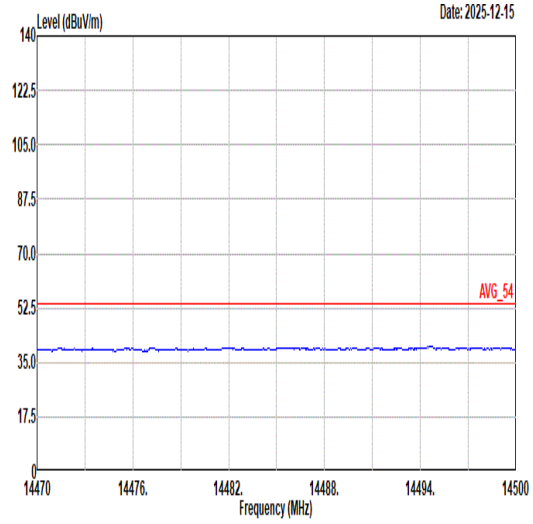 Site : 03CH15-HY Condition: AVG_54 3m 9120D-02294_250606 VERTICAL
17.7G ~18G Avg	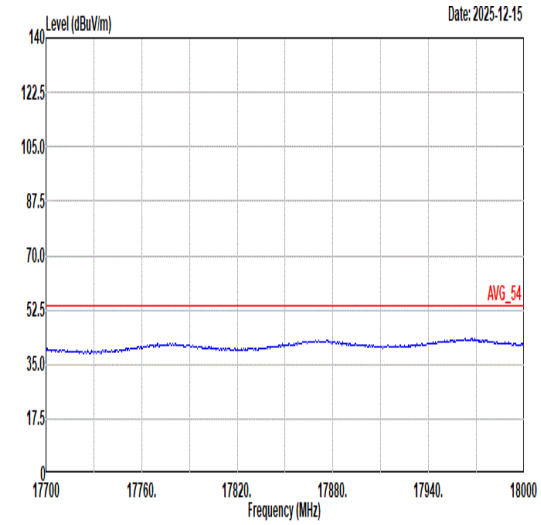 Site : 03CH15-HY Condition: AVG_54 3m 9120D-02294_250606 HORIZONTAL	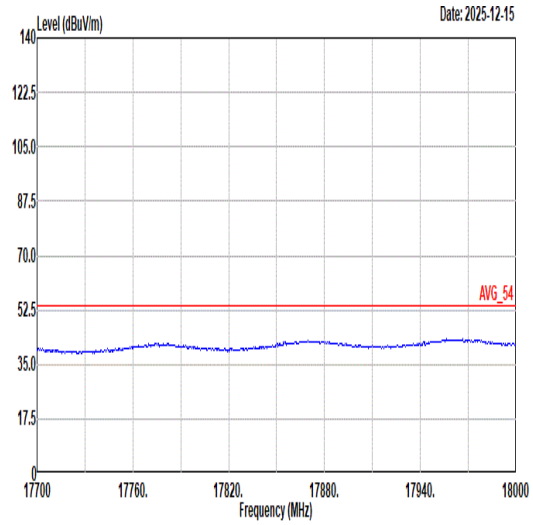 Site : 03CH15-HY Condition: AVG_54 3m 9120D-02294_250606 VERTICAL

Mode	68	
	Band Edge - L	
	U-NII-3_5.725-5.85_802.11n HT20_CH157_5785MHz	
ANT	3+4	
Pol.	Horizontal	Fundamental
Peak	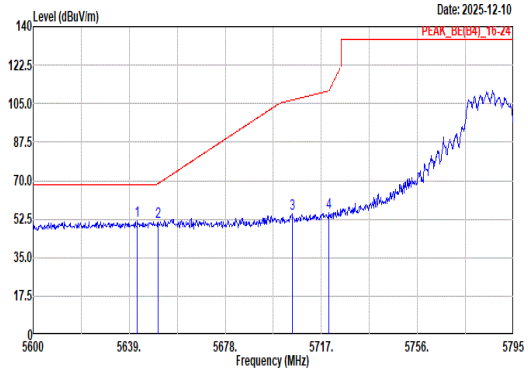 Site : 03CH15-HY Condition: PEAK_BE(B4)_16-24 3m 9120D-02294_250606 HORIZONTAL : RBW:1000.000kHz VBW:3000.000kHz SWT:Auto Freq Level Limit Line Margin Read Level Ant Factor Cable Loss Preamp Factor Aux Factor APos TPos Remark MHz dBuV/m dBuV/m dB dBuV dB/m dB dB dB cm deg 1 5642.32 51.86 68.20 -16.34 42.27 33.15 13.24 36.80 0.00 135 19 Peak 2 5650.70 51.11 68.72 -17.61 41.45 33.21 13.25 36.80 0.00 135 19 Peak 3 5705.11 55.19 106.63 -51.44 44.94 33.72 13.33 36.80 0.00 135 19 Peak 4 5720.12 55.26 111.07 -55.81 44.92 33.78 13.35 36.79 0.00 135 19 Peak	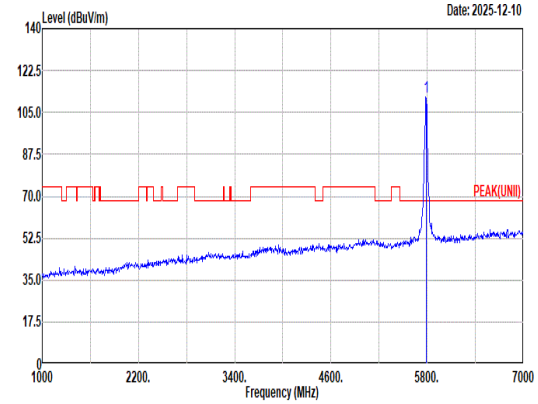 Site : 03CH15-HY Condition: PEAK(UNII) 3m 9120D-02294_250606 HORIZONTAL : RBW:1000.000kHz VBW:3000.000kHz SWT:Auto Freq Level Limit Line Margin Read Level Ant Factor Cable Loss Preamp Factor Aux Factor APos TPos Remark MHz dBuV/m dBuV/m dB dBuV dB/m dB dB dB cm deg 1 5785.00 111.38 ------ ------ 100.70 34.03 13.44 36.79 0.00 135 19 Peak
Avg	Blank	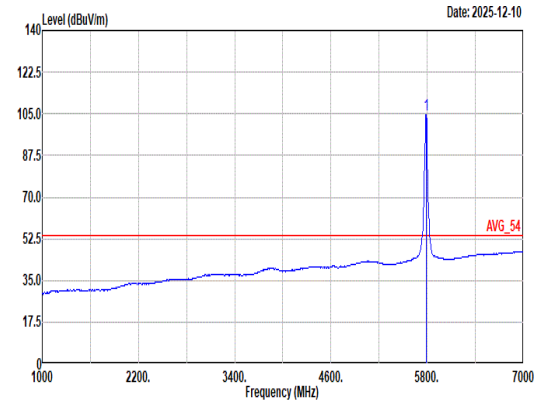 Site : 03CH15-HY Condition: AVG_54 3m 9120D-02294_250606 HORIZONTAL : RBW:1000.000kHz VBW:0.010kHz SWT:Auto Freq Level Limit Line Margin Read Level Ant Factor Cable Loss Preamp Factor Aux Factor APos TPos Remark MHz dBuV/m dBuV/m dB dBuV dB/m dB dB dB cm deg 1 5785.00 104.65 ------ ------ 93.94 34.05 13.45 36.79 0.00 135 19 Average

Mode	68	
	Band Edge - R	
	U-NII-3_5.725-5.85_802.11n HT20_CH157_5785MHz	
ANT	3+4	
Pol.	Horizontal	Fundamental
Peak	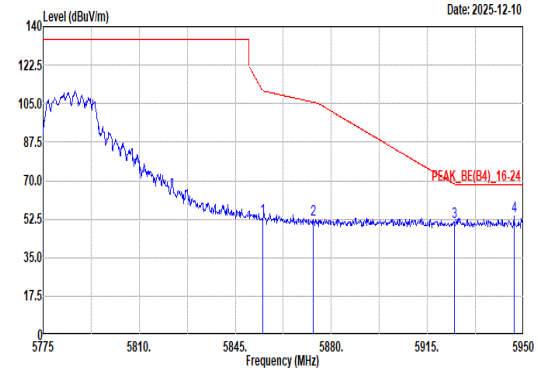 Site : 03CH15-HY Condition: PEAK_BE(B4)_16-24 3m 9120D-02294_250606 HORIZONTAL : RBW:1000.000kHz VBW:3000.000kHz SWT:Auto Limit Read Ant Cable Preamp Aux APos TPos Freq Level Line Margin Level Factor Loss Factor Factor Remark MHz dBuV/m dBuV/m dB dBuV dB/m dB dB dB cm deg 1 5854.98 52.74 110.86 -58.12 41.83 34.12 13.57 36.78 0.00 135 19 Peak 2 5873.35 52.40 105.66 -53.26 41.38 34.19 13.61 36.78 0.00 135 19 Peak 3 5924.80 51.44 68.35 -16.91 40.26 34.25 13.70 36.77 0.00 135 19 Peak 4 5946.50 53.95 68.20 -14.25 42.77 34.21 13.74 36.77 0.00 135 19 Peak	Blank

Mode	68	
	Band Edge - L	
	U-NII-3_5.725-5.85_802.11n HT20_CH157_5785MHz	
ANT	3+4	
Pol.	Vertical	Fundamental
Peak	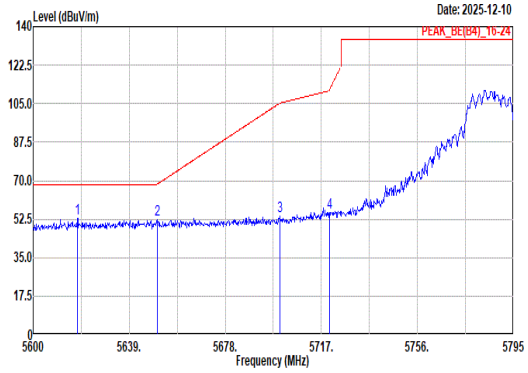 Site : 03CH15-HY Condition: PEAK_BE(B4)_16-24 3m 9120D-02294_250606 VERTICAL : RBW:1000.000kHz VBW:3000.000kHz SWT:Auto Freq Level Limit Line Margin Read Level Ant Factor Cable Loss Preamp Factor Aux Factor APos TPos Remark MHz dBuV/m dBuV/m dB dBuV dB/m dB dB dB cm deg 1 5617.94 52.86 68.20 -15.34 43.45 33.01 13.21 36.81 0.00 278 29 Peak 2 5650.31 52.49 68.43 -15.94 42.84 33.20 13.25 36.80 0.00 278 29 Peak 3 5700.23 53.65 105.26 -51.61 43.42 33.70 13.33 36.80 0.00 278 29 Peak 4 5720.32 55.45 111.52 -56.07 45.11 33.78 13.35 36.79 0.00 278 29 Peak	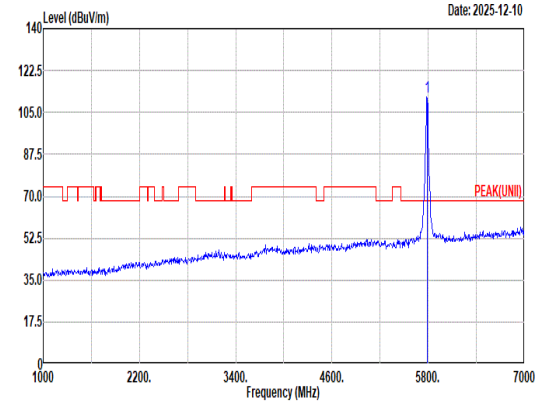 Site : 03CH15-HY Condition: PEAK(UNII) 3m 9120D-02294_250606 VERTICAL : RBW:1000.000kHz VBW:3000.000kHz SWT:Auto Freq Level Limit Line Margin Read Level Ant Factor Cable Loss Preamp Factor Aux Factor APos TPos Remark MHz dBuV/m dBuV/m dB dBuV dB/m dB dB dB cm deg 1 5785.00 111.50 ------ ------ 100.82 34.03 13.44 36.79 0.00 278 29 Peak
Avg	Blank	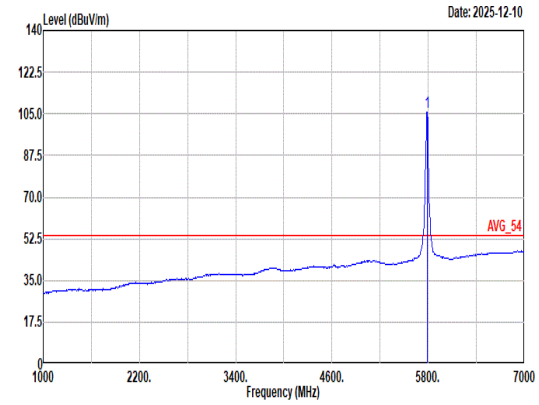 Site : 03CH15-HY Condition: AVG_54 3m 9120D-02294_250606 VERTICAL : RBW:1000.000kHz VBW:0.010kHz SWT:Auto Freq Level Limit Line Margin Read Level Ant Factor Cable Loss Preamp Factor Aux Factor APos TPos Remark MHz dBuV/m dBuV/m dB dBuV dB/m dB dB dB cm deg 1 5785.00 105.45 ------ ------ 94.74 34.05 13.45 36.79 0.00 278 29 Average

Mode	68	
	Band Edge - R	
	U-NII-3_5.725-5.85_802.11n HT20_CH157_5785MHz	
ANT	3+4	
Pol.	Vertical	Fundamental
Peak	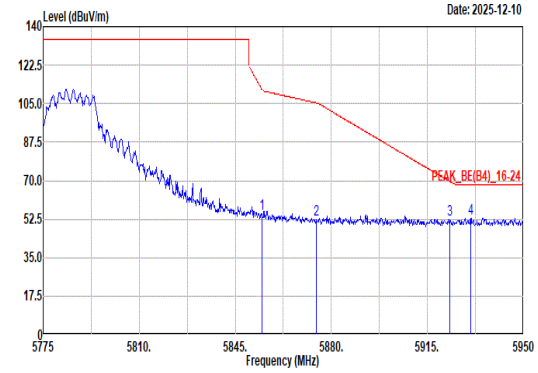 Site : 03CH15-HY Condition: PEAK_BE(B4)_16-24 3m 9120D-02294_250606 VERTICAL : RBW:1000.000kHz VBW:3000.000kHz SWT:Auto Limit Read Ant Cable Preamp Aux APos TPos Freq Level Line Margin Level Factor Loss Factor Factor Remark MHz dBuV/m dBuV/m dB dBuV dB/m dB dB dB cm deg 1 5854.63 54.92 111.65 -56.73 44.01 34.12 13.57 36.78 0.00 278 29 Peak 2 5874.58 52.27 105.32 -53.05 41.24 34.20 13.61 36.78 0.00 278 29 Peak 3 5923.23 52.32 69.51 -17.19 41.14 34.25 13.70 36.77 0.00 278 29 Peak 4 5930.75 53.09 68.20 -15.11 41.91 34.24 13.71 36.77 0.00 278 29 Peak	Blank

Mode	68	
	Harmonic	
	U-NII-3_5.725-5.85_802.11n HT20_CH157_5785MHz	
ANT	3+4	
Pol.	Horizontal	Vertical
Peak Avg	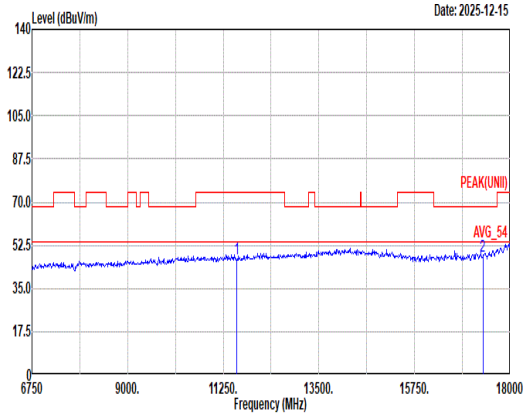 Site : 03CH15-HY Condition: PEAK(UNII) 3m 9120D-02294_250606 HORIZONTAL Freq Level Limit Line Margin Read Level Ant Factor Cable Loss Preamp Factor Aux Factor APos TPos Remark MHz dBuV/m dBuV/m dB dBuV dB/m dB dB dB cm deg 1 11570.00 47.07 74.00 -26.93 45.77 38.72 19.40 57.39 0.57 -- -- Peak 2 17355.00 47.93 68.20 -20.27 44.04 38.67 23.97 59.19 0.44 -- -- Peak	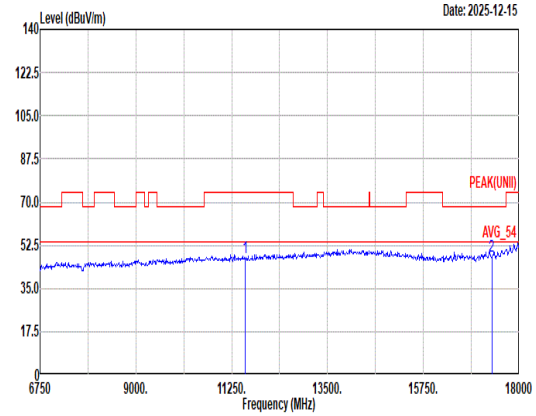 Site : 03CH15-HY Condition: PEAK(UNII) 3m 9120D-02294_250606 VERTICAL Freq Level Limit Line Margin Read Level Ant Factor Cable Loss Preamp Factor Aux Factor APos TPos Remark MHz dBuV/m dBuV/m dB dBuV dB/m dB dB dB cm deg 1 11570.00 47.60 74.00 -26.40 46.30 38.72 19.40 57.39 0.57 -- -- Peak 2 17355.00 47.82 68.20 -20.38 43.93 38.67 23.97 59.19 0.44 -- -- Peak

Mode	68	
	Harmonic	
	U-NII-3_5.725-5.85_802.11n HT20_CH157_5785MHz	
ANT	3+4	
Pol.	Horizontal	Vertical
14.47G ~14.5G Avg	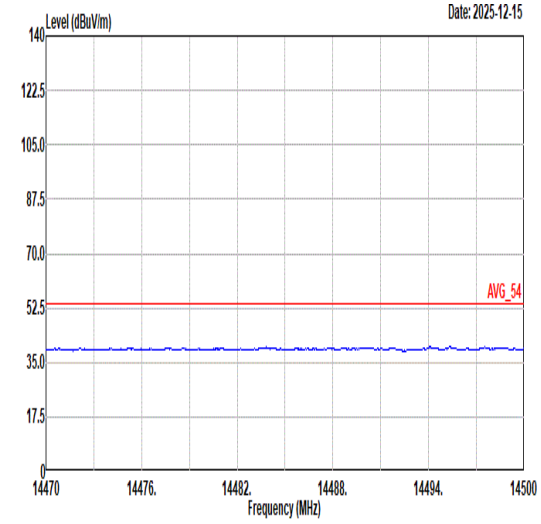 Site : 03CH15-HY Condition: AVG_54 3m 9120D-02294_250606 HORIZONTAL	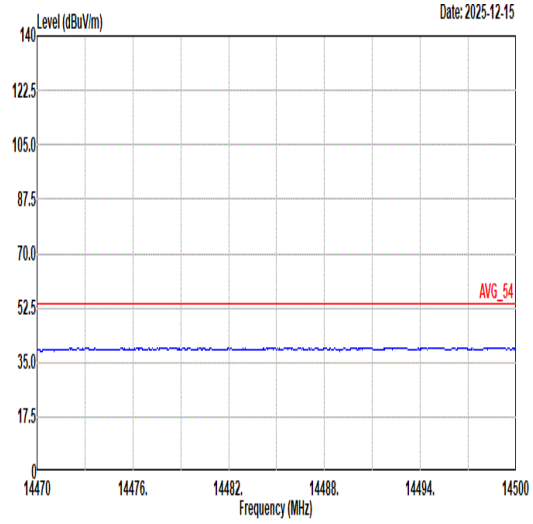 Site : 03CH15-HY Condition: AVG_54 3m 9120D-02294_250606 VERTICAL
17.7G ~18G Avg	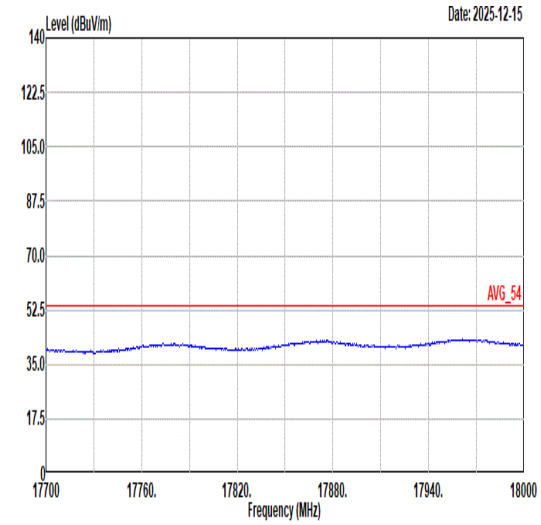 Site : 03CH15-HY Condition: AVG_54 3m 9120D-02294_250606 HORIZONTAL	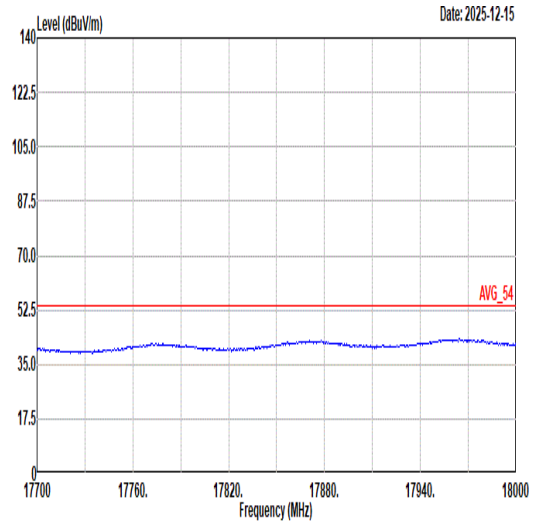 Site : 03CH15-HY Condition: AVG_54 3m 9120D-02294_250606 VERTICAL

Mode	69
	Band Edge
	U-NII-3_5.725-5.85_802.11n HT20_CH165_5825MHz
ANT	3+4

Pol.	Horizontal	Fundamental
Peak	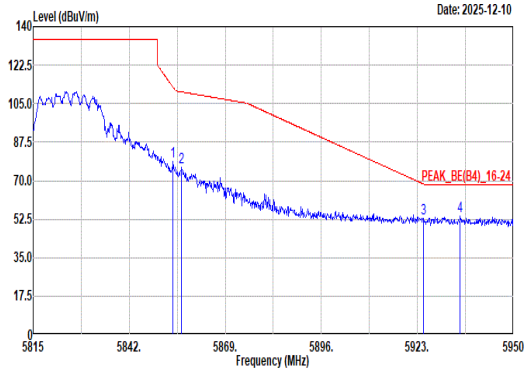 Site : 03CH15-HY Condition: PEAK_BE(B4)_16-24 3m 9120D-02294_250606 HORIZONTAL : RBW:1000.000kHz VBW:3000.000kHz SWT:Auto Freq Level Limit Line Margin Read Level Ant Factor Cable Loss Preamp Factor Aux Factor APos TPos Remark MHz dBuV/m dBuV/m dB dBuV dB/m dB dB dB cm deg 1 5854.29 78.66 112.43 -33.77 67.75 34.12 13.57 36.78 0.00 100 17 Peak 2 5856.72 76.09 110.32 -34.23 65.17 34.13 13.57 36.78 0.00 100 17 Peak 3 5924.62 53.03 68.48 -15.45 41.85 34.25 13.70 36.77 0.00 100 17 Peak 4 5935.02 53.64 68.20 -14.56 42.46 34.23 13.72 36.77 0.00 100 17 Peak	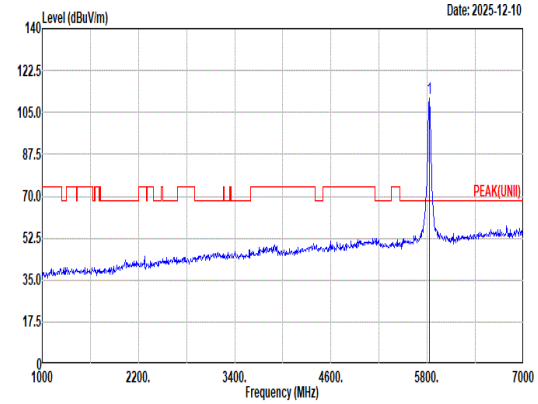 Site : 03CH15-HY Condition: PEAK(UNII) 3m 9120D-02294_250606 HORIZONTAL : RBW:1000.000kHz VBW:3000.000kHz SWT:Auto Freq Level Limit Line Margin Read Level Ant Factor Cable Loss Preamp Factor Aux Factor APos TPos Remark MHz dBuV/m dBuV/m dB dBuV dB/m dB dB dB cm deg 1 5825.00 111.12 ------ ------ 100.27 34.10 13.53 36.78 0.00 100 17 Peak
Avg	Blank	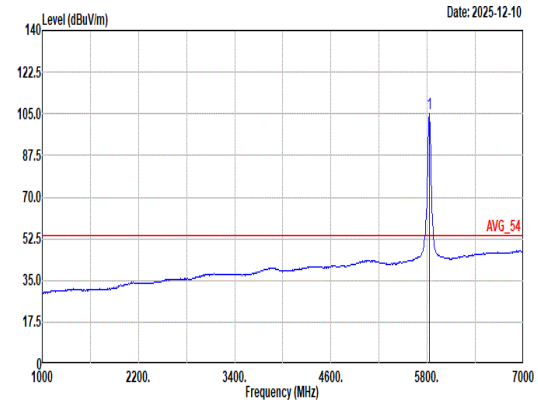 Site : 03CH15-HY Condition: AVG_54 3m 9120D-02294_250606 HORIZONTAL : RBW:1000.000kHz VBW:0.010kHz SWT:Auto Freq Level Limit Line Margin Read Level Ant Factor Cable Loss Preamp Factor Aux Factor APos TPos Remark MHz dBuV/m dBuV/m dB dBuV dB/m dB dB dB cm deg 1 5825.00 104.98 ------ ------ 94.15 34.10 13.51 36.78 0.00 100 17 Average

Mode	69
	Band Edge
	U-NII-3_5.725-5.85_802.11n HT20_CH165_5825MHz
ANT	3+4

Pol.	Vertical	Fundamental
Peak	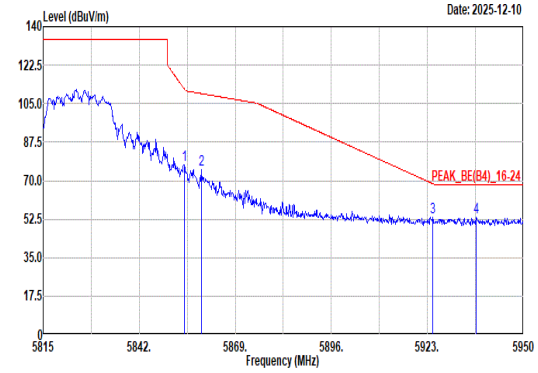 Site : 03CH15-HY Condition: PEAK_BE(B4)_16-24 3m 9120D-02294_250606 VERTICAL : RBW:1000.000kHz VBW:3000.000kHz SWT:Auto Freq Level Limit Line Margin Read Level Ant Factor Cable Loss Preamp Factor Aux Factor APos TPos Remark MHz dBuV/m dBuV/m dB dBuV dB/m dB dB dB cm deg 1 5854.69 77.08 111.51 -34.43 66.17 34.12 13.57 36.78 0.00 100 34 Peak 2 5859.42 75.00 109.56 -34.56 64.06 34.14 13.58 36.78 0.00 100 34 Peak 3 5924.49 53.53 68.58 -15.05 42.35 34.25 13.70 36.77 0.00 100 34 Peak 4 5936.64 53.23 68.20 -14.97 42.05 34.23 13.72 36.77 0.00 100 34 Peak	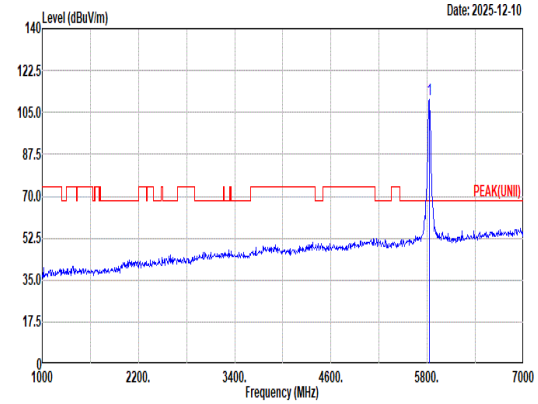 Site : 03CH15-HY Condition: PEAK(UNII) 3m 9120D-02294_250606 VERTICAL : RBW:1000.000kHz VBW:3000.000kHz SWT:Auto Freq Level Limit Line Margin Read Level Ant Factor Cable Loss Preamp Factor Aux Factor APos TPos Remark MHz dBuV/m dBuV/m dB dBuV dB/m dB dB dB cm deg 1 5825.00 110.42 ------ ------ 99.59 34.10 13.51 36.78 0.00 100 34 Peak
Avg	Blank	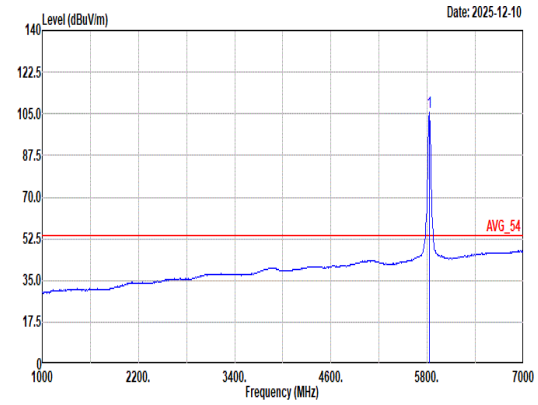 Site : 03CH15-HY Condition: AVG_54 3m 9120D-02294_250606 VERTICAL : RBW:1000.000kHz VBW:0.010kHz SWT:Auto Freq Level Limit Line Margin Read Level Ant Factor Cable Loss Preamp Factor Aux Factor APos TPos Remark MHz dBuV/m dBuV/m dB dBuV dB/m dB dB dB cm deg 1 5825.00 105.53 ------ ------ 94.70 34.10 13.51 36.78 0.00 100 34 Average

Mode	69	
	Harmonic	
	U-NII-3_5.725-5.85_802.11n HT20_CH165_5825MHz	
ANT	3+4	
Pol.	Horizontal	Vertical
Peak Avg	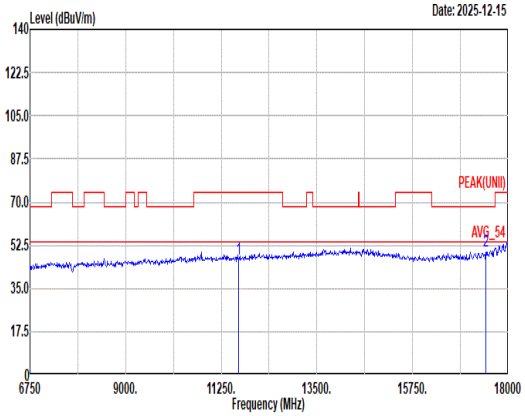 Site : 03CH15-HY Condition: PEAK(UNII) 3m 9120D-02294_250606 HORIZONTAL Freq Level Limit Line Margin Read Level Ant Factor Cable Loss Preamp Factor Aux Factor APos TPos Remark MHz dBuV/m dBuV/m dB dBuV dB/m dB dB dB cm deg 1 11650.00 47.17 74.00 -26.83 45.78 38.70 19.47 57.34 0.56 -- -- Peak 2 17475.00 50.15 68.20 -18.05 46.08 38.72 24.05 59.14 0.44 221 0 Peak	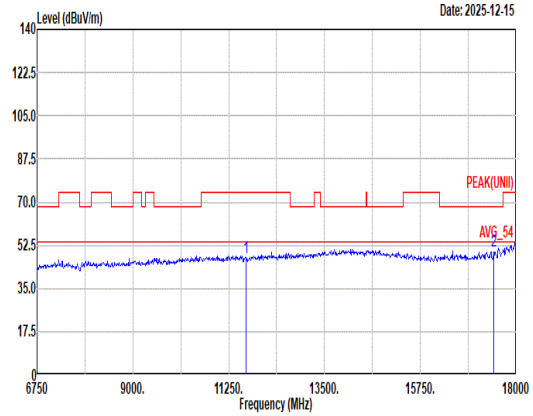 Site : 03CH15-HY Condition: PEAK(UNII) 3m 9120D-02294_250606 VERTICAL Freq Level Limit Line Margin Read Level Ant Factor Cable Loss Preamp Factor Aux Factor APos TPos Remark MHz dBuV/m dBuV/m dB dBuV dB/m dB dB dB cm deg 1 11650.00 47.50 74.00 -26.50 46.11 38.70 19.47 57.34 0.56 -- -- Peak 2 17475.00 50.16 68.20 -18.04 46.09 38.72 24.05 59.14 0.44 200 307 Peak

Mode	69	
	Harmonic	
	U-NII-3_5.725-5.85_802.11n HT20_CH165_5825MHz	
ANT	3+4	
Pol.	Horizontal	Vertical
14.47G ~14.5G Avg	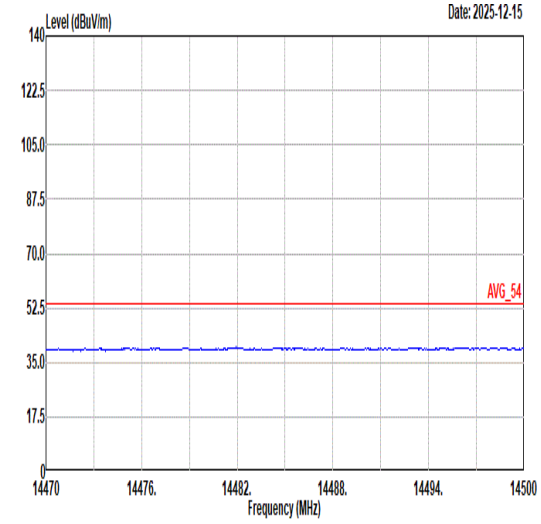 Site : 03CH15-HY Condition: AVG_54 3m 9120D-02294_250606 HORIZONTAL	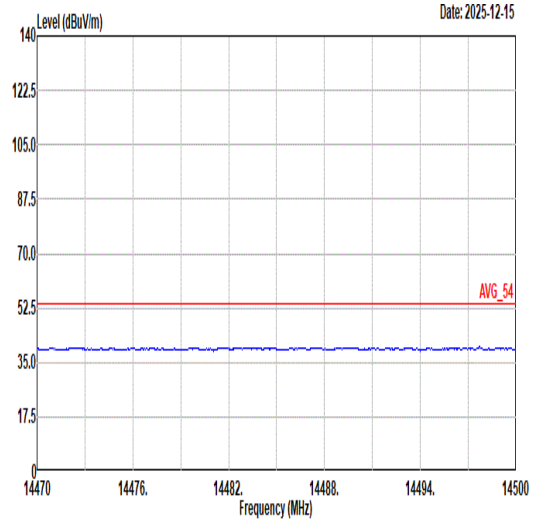 Site : 03CH15-HY Condition: AVG_54 3m 9120D-02294_250606 VERTICAL
17.7G ~18G Avg	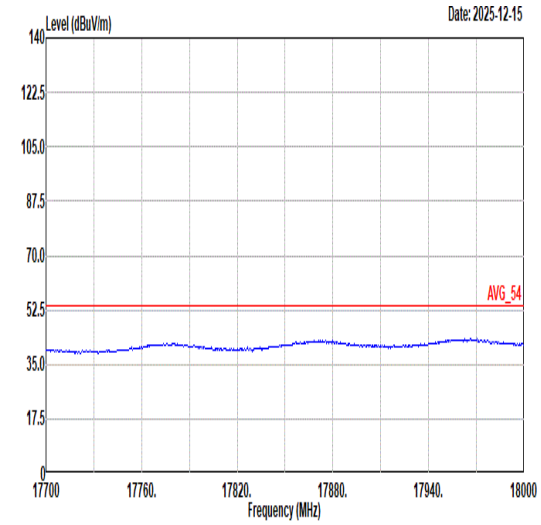 Site : 03CH15-HY Condition: AVG_54 3m 9120D-02294_250606 HORIZONTAL	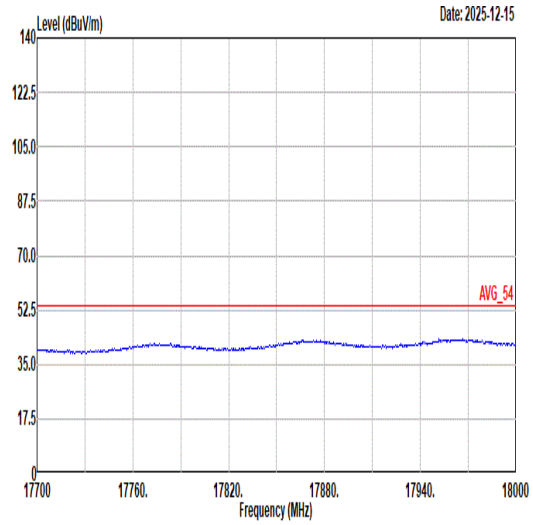 Site : 03CH15-HY Condition: AVG_54 3m 9120D-02294_250606 VERTICAL

Mode	70
	Band Edge - L
	U-NII-3_5.725-5.85_802.11n HT40_CH151_5755MHz
ANT	3+4

Pol.	Horizontal	Fundamental
Peak	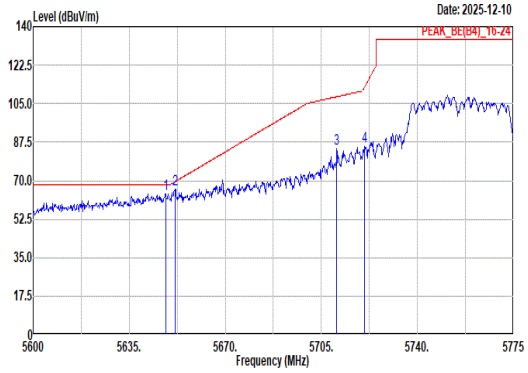 Site : 03CH15-HY Condition: PEAK_BE(B4)_16-24 3m 9120D-02294_250606 HORIZONTAL : RBW:1000.000kHz VBW:3000.000kHz SWT:Auto Freq Level Limit Line Margin Read Level Ant Factor Cable Loss Preamp Factor Aux Factor APos TPos Remark MHz dBuV/m dBuV/m dB dBuV dB/m dB dB dB cm deg 1 5648.30 64.19 68.20 -4.01 54.55 33.19 13.25 36.80 0.00 100 3 Peak 2 5651.80 65.91 69.54 -3.63 56.23 33.22 13.26 36.80 0.00 100 3 Peak 3 5710.60 84.63 108.17 -23.54 74.34 33.74 13.34 36.79 0.00 100 3 Peak 4 5720.75 85.46 112.51 -27.05 75.11 33.78 13.36 36.79 0.00 100 3 Peak	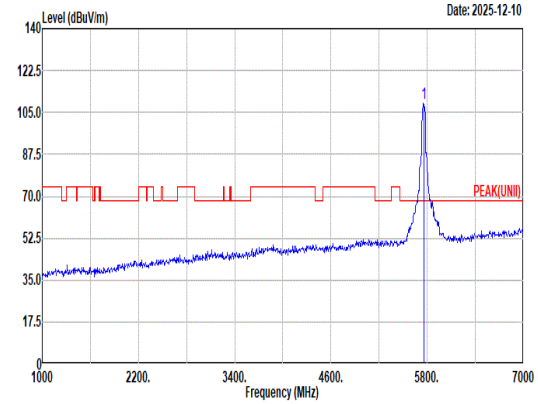 Site : 03CH15-HY Condition: PEAK(UNII) 3m 9120D-02294_250606 HORIZONTAL : RBW:1000.000kHz VBW:3000.000kHz SWT:Auto Freq Level Limit Line Margin Read Level Ant Factor Cable Loss Preamp Factor Aux Factor APos TPos Remark MHz dBuV/m dBuV/m dB dBuV dB/m dB dB dB cm deg 1 5755.00 108.97 ------ ------ 98.45 33.91 13.40 36.79 0.00 100 3 Peak
Avg	Blank	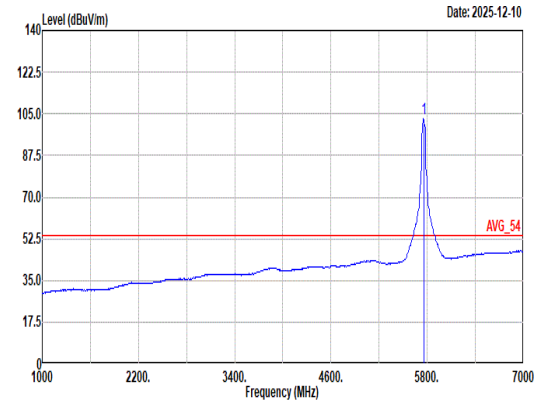 Site : 03CH15-HY Condition: AVG_54 3m 9120D-02294_250606 HORIZONTAL : RBW:1000.000kHz VBW:0.010kHz SWT:Auto Freq Level Limit Line Margin Read Level Ant Factor Cable Loss Preamp Factor Aux Factor APos TPos Remark MHz dBuV/m dBuV/m dB dBuV dB/m dB dB dB cm deg 1 5755.00 103.11 ------ ------ 92.59 33.91 13.40 36.79 0.00 100 3 Average

Mode	70	
	Band Edge - R	
	U-NII-3_5.725-5.85_802.11n HT40_CH151_5755MHz	
ANT	3+4	
Pol.	Horizontal	Fundamental
Peak	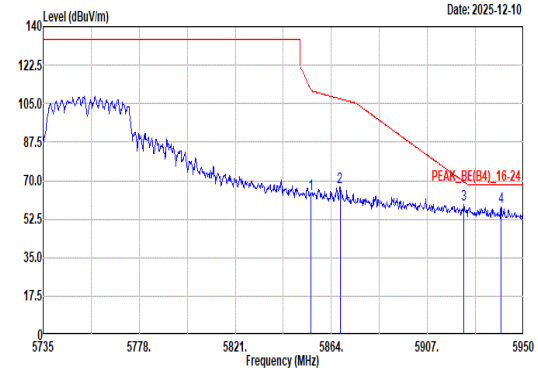 Site : 03CH15-HY Condition: PEAK_BE(B4)_16-24 3m 9120D-02294_250606 HORIZONTAL : RBW:1000.000kHz VBW:3000.000kHz SWT:Auto Limit Read Ant Cable Preamp Aux APos TPos Freq Level Line Margin Level Factor Loss Factor Factor Remark MHz dBuV/m dBuV/m dB dBuV dB/m dB dB dB cm deg 1 5854.97 64.15 110.87 -46.72 53.24 34.12 13.57 36.78 0.00 100 3 Peak 2 5867.87 67.14 107.19 -40.05 56.15 34.17 13.60 36.78 0.00 100 3 Peak 3 5923.34 59.23 69.42 -10.19 48.05 34.25 13.70 36.77 0.00 100 3 Peak 4 5939.90 57.95 68.20 -10.25 46.77 34.22 13.73 36.77 0.00 100 3 Peak	Blank

Mode	70	
	Band Edge - L	
	U-NII-3_5.725-5.85_802.11n HT40_CH151_5755MHz	
ANT	3+4	
Pol.	Vertical	Fundamental
Peak	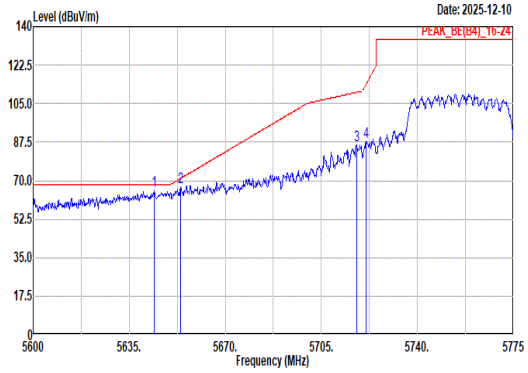 Site : 03CH15-HY Condition: PEAK_BE(B4)_16-24 3m 9120D-02294_250606 VERTICAL : RBW:1000.000kHz VBW:3000.000kHz SWT:Auto Freq Level Limit Line Margin Read Level Ant Factor Cable Loss Preamp Factor Aux Factor APos TPos Remark MHz dBuV/m dBuV/m dB dBuV dB/m dB dB dB cm deg 1 5644.10 65.51 68.20 -2.69 55.91 33.16 13.24 36.80 0.00 124 33 Peak 2 5653.73 67.31 70.97 -3.66 57.61 33.24 13.26 36.80 0.00 124 33 Peak 3 5717.78 86.26 110.18 -23.92 75.93 33.77 13.35 36.79 0.00 124 33 Peak 4 5721.28 87.59 113.71 -26.12 77.23 33.79 13.36 36.79 0.00 124 33 Peak	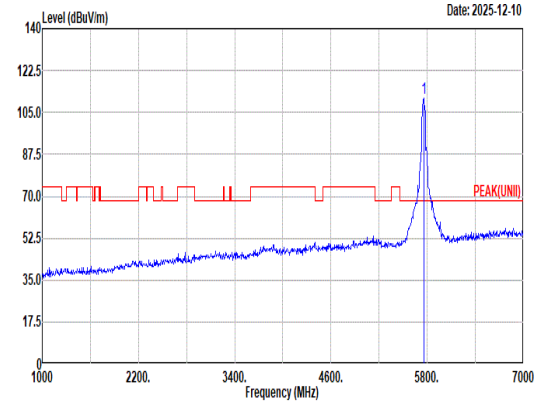 Site : 03CH15-HY Condition: PEAK(UNII) 3m 9120D-02294_250606 VERTICAL : RBW:1000.000kHz VBW:3000.000kHz SWT:Auto Freq Level Limit Line Margin Read Level Ant Factor Cable Loss Preamp Factor Aux Factor APos TPos Remark MHz dBuV/m dBuV/m dB dBuV dB/m dB dB dB cm deg 1 5755.00 111.06 ------ ------ 100.51 33.93 13.41 36.79 0.00 124 33 Peak
Avg	Blank	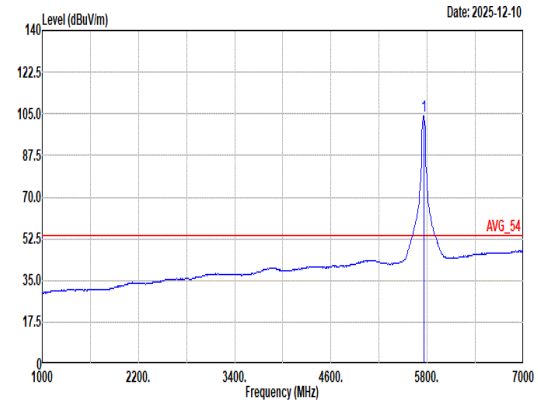 Site : 03CH15-HY Condition: AVG_54 3m 9120D-02294_250606 VERTICAL : RBW:1000.000kHz VBW:0.010kHz SWT:Auto Freq Level Limit Line Margin Read Level Ant Factor Cable Loss Preamp Factor Aux Factor APos TPos Remark MHz dBuV/m dBuV/m dB dBuV dB/m dB dB dB cm deg 1 5755.00 103.96 ------ ------ 93.41 33.93 13.41 36.79 0.00 124 33 Average

Mode	70	
	Band Edge - R	
	U-NII-3_5.725-5.85_802.11n HT40_CH151_5755MHz	
ANT	3+4	
Pol.	Vertical	Fundamental
Peak	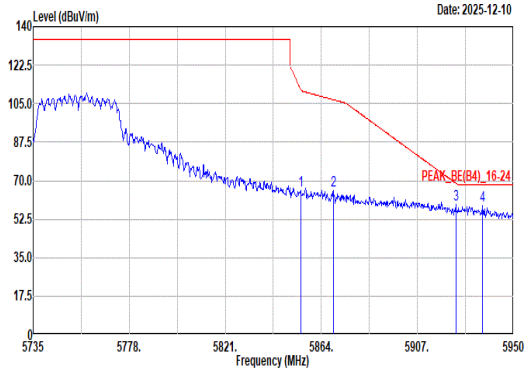 Site : 03CH15-HY Condition: PEAK_BE(B4)_16-24 3m 9120D-02294_250606 VERTICAL : RBW:1000.000kHz VBW:3000.000kHz SWT:Auto Limit Read Ant Cable Preamp Aux APos TPos Freq Level Line Margin Level Factor Loss Factor Factor Remark MHz dBuV/m dBuV/m dB dBuV dB/m dB dB dB cm deg 1 5854.76 65.70 111.36 -45.66 54.79 34.12 13.57 36.78 0.00 124 33 Peak 2 5869.38 65.36 106.77 -41.41 54.36 34.18 13.60 36.78 0.00 124 33 Peak 3 5924.20 59.29 68.79 -9.50 48.11 34.25 13.70 36.77 0.00 124 33 Peak 4 5936.24 58.68 68.20 -9.52 47.50 34.23 13.72 36.77 0.00 124 33 Peak	Blank

Mode	70	
	Harmonic	
	U-NII-3_5.725-5.85_802.11n HT40_CH151_5755MHz	
ANT	3+4	
Pol.	Horizontal	Vertical
Peak Avg	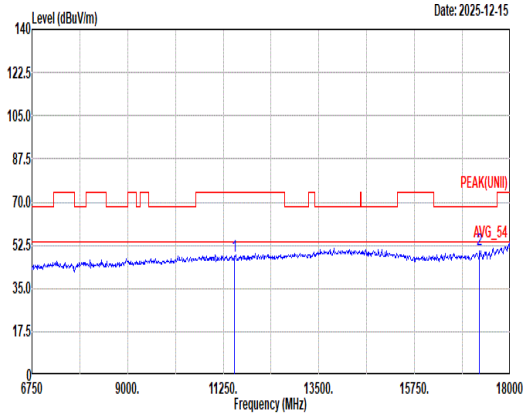 Site : 03CH15-HY Condition: PEAK(UNII) 3m 9120D-02294_250606 HORIZONTAL Freq Level Limit Line Margin Read Level Ant Factor Cable Loss Preamp Factor Aux Factor APos TPos Remark MHz dBuV/m dBuV/m dB dBuV dB/m dB dB dB cm deg 1 11510.00 47.90 74.00 -26.10 46.44 38.96 19.34 57.42 0.58 -- -- Peak 2 17265.00 50.66 68.20 -17.54 47.07 38.47 23.91 59.23 0.44 200 353 Peak	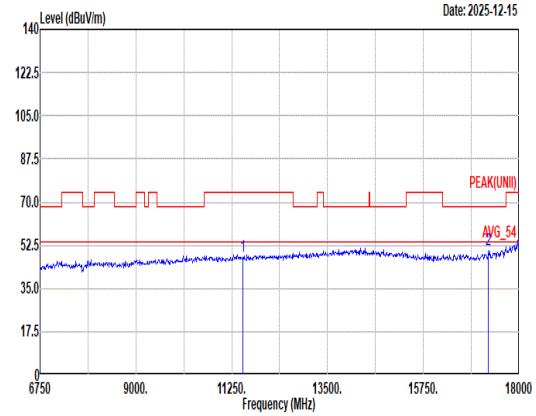 Site : 03CH15-HY Condition: PEAK(UNII) 3m 9120D-02294_250606 VERTICAL Freq Level Limit Line Margin Read Level Ant Factor Cable Loss Preamp Factor Aux Factor APos TPos Remark MHz dBuV/m dBuV/m dB dBuV dB/m dB dB dB cm deg 1 11510.00 47.86 74.00 -26.14 46.40 38.96 19.34 57.42 0.58 -- -- Peak 2 17265.00 50.45 68.20 -17.75 46.86 38.47 23.91 59.23 0.44 400 70 Peak

Mode	70	
	Harmonic	
	U-NII-3_5.725-5.85_802.11n HT40_CH151_5755MHz	
ANT	3+4	
Pol.	Horizontal	Vertical
14.47G ~14.5G Avg	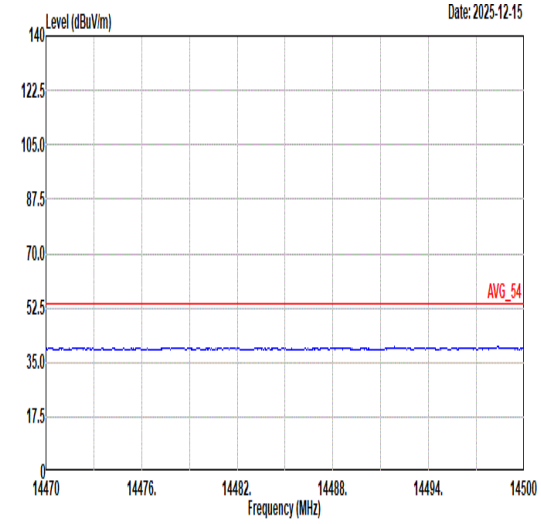 Site : 03CH15-HY Condition: AVG_54 3m 9120D-02294_250606 HORIZONTAL	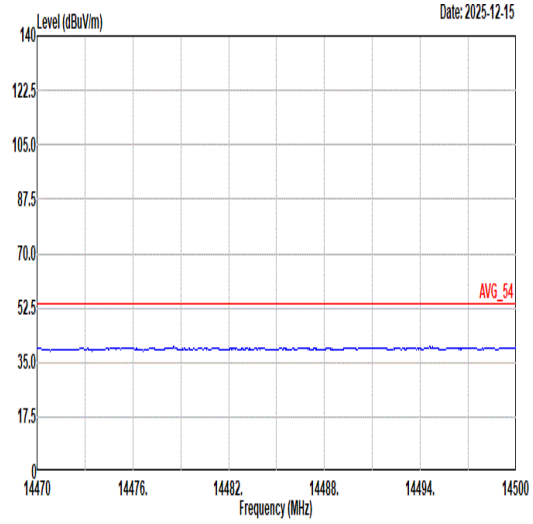 Site : 03CH15-HY Condition: AVG_54 3m 9120D-02294_250606 VERTICAL
17.7G ~18G Avg	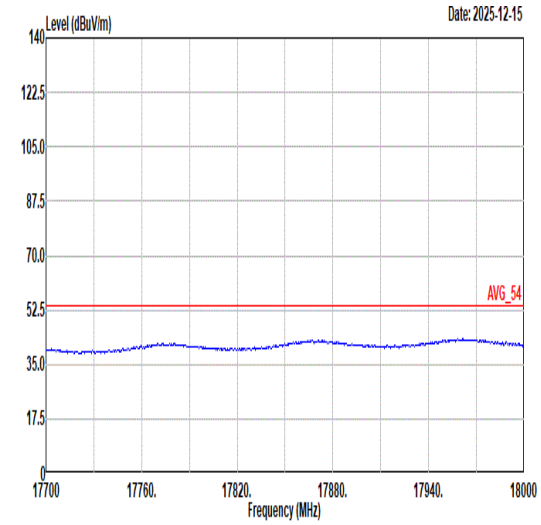 Site : 03CH15-HY Condition: AVG_54 3m 9120D-02294_250606 HORIZONTAL	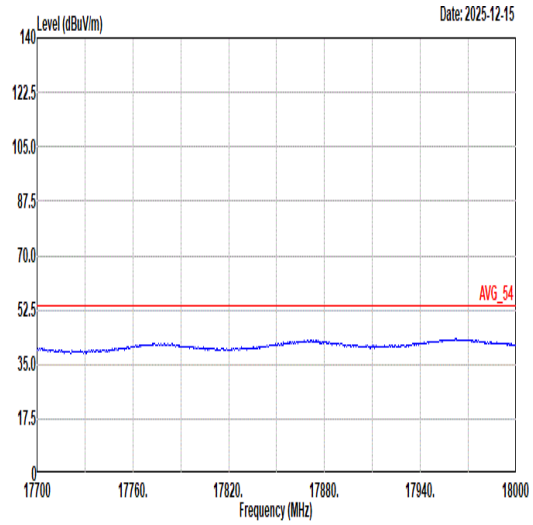 Site : 03CH15-HY Condition: AVG_54 3m 9120D-02294_250606 VERTICAL

Mode	71
	Band Edge - L
	U-NII-3_5.725-5.85_802.11n HT40_CH159_5795MHz
ANT	3+4

Pol.	Horizontal	Fundamental
Peak	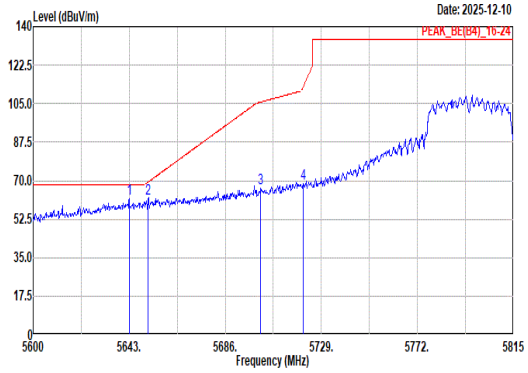 Site : 03CH15-HY Condition: PEAK_BE(B4)_16-24 3m 9120D-02294_250606 HORIZONTAL : RBW:1000.000kHz VBW:3000.000kHz SWT:Auto Freq Level Limit Line Margin Read Level Ant Factor Cable Loss Preamp Factor Aux Factor APos TPos Remark MHz dBuV/m dBuV/m dB dBuV dB/m dB dB dB cm deg 1 5643.00 61.74 68.20 -6.46 52.14 33.16 13.24 36.80 0.00 100 6 Peak 2 5651.39 61.95 69.23 -7.28 52.29 33.21 13.25 36.80 0.00 100 6 Peak 3 5701.91 66.32 105.74 -39.42 56.08 33.71 13.33 36.80 0.00 100 6 Peak 4 5720.83 68.69 112.69 -44.00 58.34 33.78 13.36 36.79 0.00 100 6 Peak	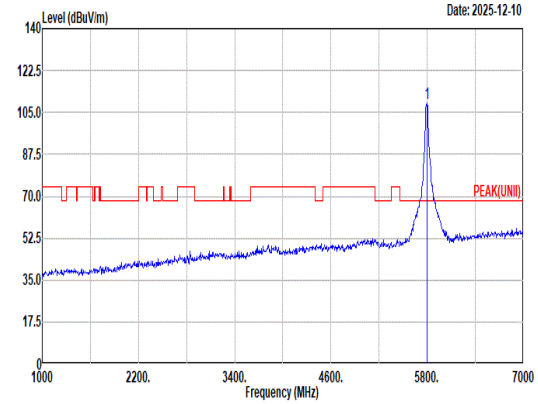 Site : 03CH15-HY Condition: PEAK(UNII) 3m 9120D-02294_250606 HORIZONTAL : RBW:1000.000kHz VBW:3000.000kHz SWT:Auto Freq Level Limit Line Margin Read Level Ant Factor Cable Loss Preamp Factor Aux Factor APos TPos Remark MHz dBuV/m dBuV/m dB dBuV dB/m dB dB dB cm deg 1 5795.00 108.95 ------ ------ 98.19 34.08 13.46 36.78 0.00 100 6 Peak
Avg	Blank	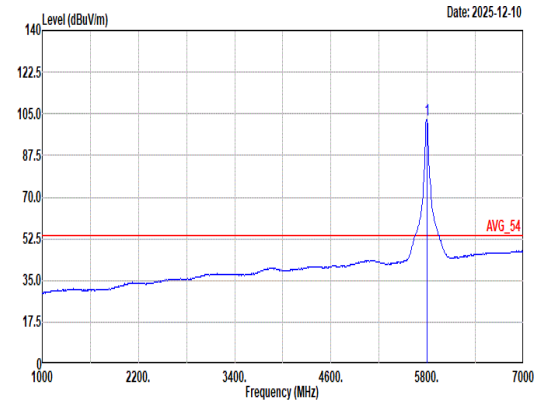 Site : 03CH15-HY Condition: AVG_54 3m 9120D-02294_250606 HORIZONTAL : RBW:1000.000kHz VBW:0.010kHz SWT:Auto Freq Level Limit Line Margin Read Level Ant Factor Cable Loss Preamp Factor Aux Factor APos TPos Remark MHz dBuV/m dBuV/m dB dBuV dB/m dB dB dB cm deg 1 5795.00 102.58 ------ ------ 91.82 34.08 13.46 36.78 0.00 100 6 Average

Mode	71	
	Band Edge - R	
	U-NII-3_5.725-5.85_802.11n HT40_CH159_5795MHz	
ANT	3+4	
Pol.	Horizontal	Fundamental
Peak	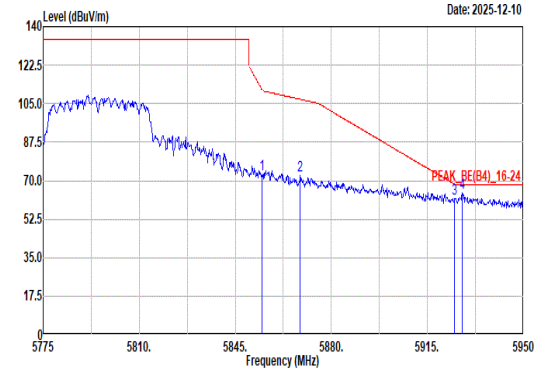 Site : 03CH15-HY Condition: PEAK_BE(B4)_16-24 3m 9120D-02294_250606 HORIZONTAL : RBW:1000.000kHz VBW:3000.000kHz SWT:Auto Limit Read Ant Cable Preamp Aux APos TPos Freq Level Line Margin Level Factor Loss Factor Factor Remark MHz dBuV/m dBuV/m dB dBuV dB/m dB dB dB cm deg 1 5854.63 72.69 111.65 -38.96 61.78 34.12 13.57 36.78 0.00 100 6 Peak 2 5868.63 72.19 106.98 -34.79 61.20 34.17 13.60 36.78 0.00 100 6 Peak 3 5924.98 61.89 68.22 -6.33 50.71 34.25 13.70 36.77 0.00 100 6 Peak 4 5927.60 64.58 68.20 -3.62 53.40 34.24 13.71 36.77 0.00 100 6 Peak	Blank

Mode	71
	Band Edge - L
	U-NII-3_5.725-5.85_802.11n HT40_CH159_5795MHz
ANT	3+4

Pol.	Vertical	Fundamental
Peak	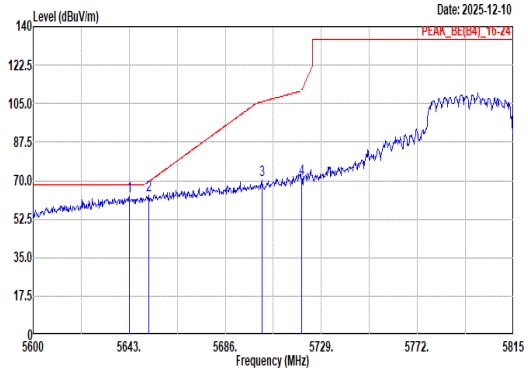 Site : 03CH15-HY Condition: PEAK_BE(B4)_16-24 3m 9120D-02294_250606 VERTICAL : RBW:1000.000kHz VBW:3000.000kHz SWT:Auto Freq Level Limit Line Margin Read Level Ant Factor Cable Loss Preamp Factor Aux Factor APos TPos Remark MHz dBuV/m dBuV/m dB dBuV dB/m dB dB dB cm deg 1 5643.00 62.78 68.20 -5.42 53.18 33.16 13.24 36.80 0.00 120 33 Peak 2 5651.60 63.66 69.39 -5.73 53.99 33.22 13.25 36.80 0.00 120 33 Peak 3 5702.34 70.42 105.86 -35.44 60.18 33.71 13.33 36.80 0.00 120 33 Peak 4 5720.19 70.90 111.22 -40.32 60.56 33.78 13.35 36.79 0.00 120 33 Peak	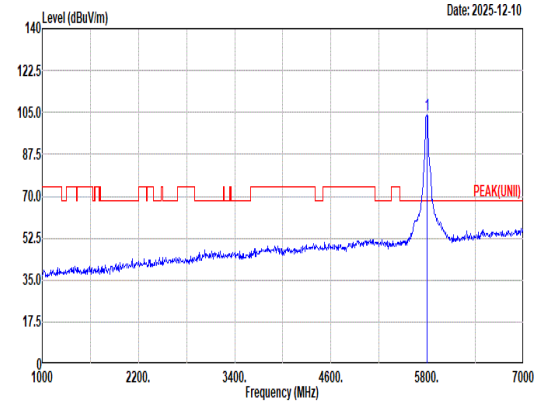 Site : 03CH15-HY Condition: PEAK(UNII) 3m 9120D-02294_250606 VERTICAL : RBW:1000.000kHz VBW:3000.000kHz SWT:Auto Freq Level Limit Line Margin Read Level Ant Factor Cable Loss Preamp Factor Aux Factor APos TPos Remark MHz dBuV/m dBuV/m dB dBuV dB/m dB dB dB cm deg 1 5795.00 104.22 ------ ------ 93.46 34.08 13.46 36.78 0.00 120 33 Peak
Avg	Blank	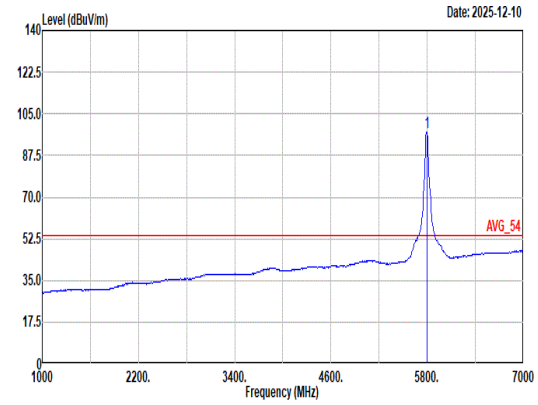 Site : 03CH15-HY Condition: AVG_54 3m 9120D-02294_250606 VERTICAL : RBW:1000.000kHz VBW:0.010kHz SWT:Auto Freq Level Limit Line Margin Read Level Ant Factor Cable Loss Preamp Factor Aux Factor APos TPos Remark MHz dBuV/m dBuV/m dB dBuV dB/m dB dB dB cm deg 1 5795.00 97.21 ------ ------ 86.50 34.05 13.45 36.79 0.00 120 33 Average

Mode	71	
	Band Edge - R	
	U-NII-3_5.725-5.85_802.11n HT40_CH159_5795MHz	
ANT	3+4	
Pol.	Vertical	Fundamental
Peak	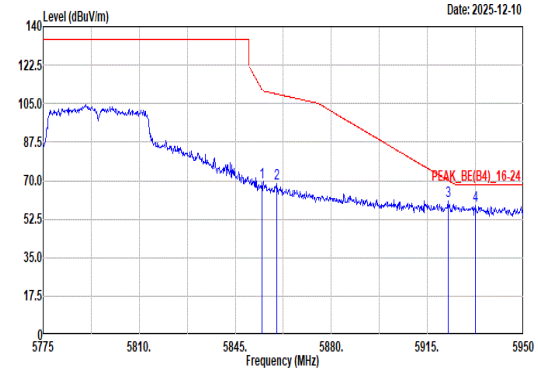 Site : 03CH15-HY Condition: PEAK_BE(B4)_16-24 3m 9120D-02294_250606 VERTICAL : RBW:1000.000kHz VBW:3000.000kHz SWT:Auto Limit Read Ant Cable Preamp Aux APos TPos Freq Level Line Margin Level Factor Loss Factor Factor Remark MHz dBuV/m dBuV/m dB dBuV dB/m dB dB dB cm deg 1 5854.63 69.13 111.65 -42.52 58.22 34.12 13.57 36.78 0.00 120 33 Peak 2 5860.05 68.86 109.38 -40.52 57.92 34.14 13.58 36.78 0.00 120 33 Peak 3 5922.53 60.58 70.02 -9.44 49.40 34.25 13.70 36.77 0.00 120 33 Peak 4 5932.50 58.60 68.20 -9.60 47.41 34.24 13.72 36.77 0.00 120 33 Peak	Blank

Mode	71	
	Harmonic	
	U-NII-3_5.725-5.85_802.11n HT40_CH159_5795MHz	
ANT	3+4	
Pol.	Horizontal	Vertical
Peak Avg	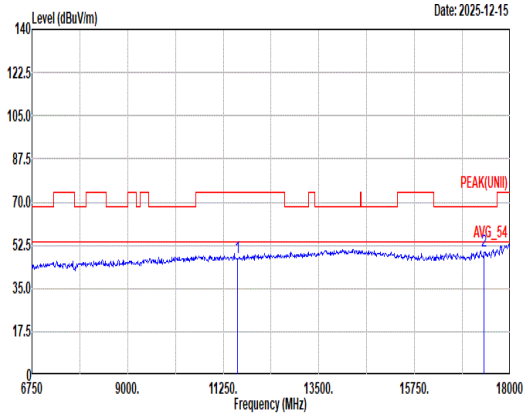 Site : 03CH15-HY Condition: PEAK(UNII) 3m 9120D-02294_250606 HORIZONTAL Freq Level Limit Line Margin Read Level Ant Factor Cable Loss Preamp Factor Aux Factor APos TPos Remark MHz dBuV/m dBuV/m dB dBuV dB/m dB dB dB cm deg 1 11590.00 47.31 74.00 -26.69 46.06 38.64 19.42 57.38 0.57 -- -- Peak 2 17385.00 50.12 68.20 -18.08 46.11 38.76 23.99 59.18 0.44 200 28 Peak	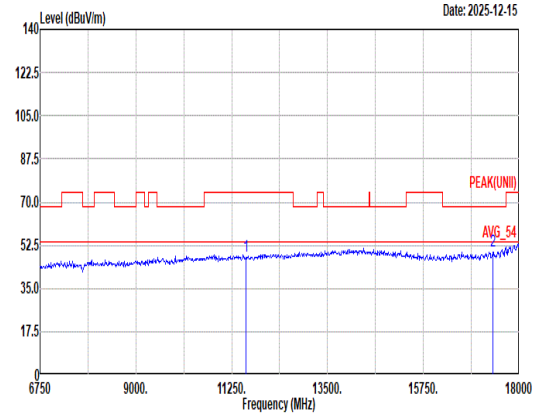 Site : 03CH15-HY Condition: PEAK(UNII) 3m 9120D-02294_250606 VERTICAL Freq Level Limit Line Margin Read Level Ant Factor Cable Loss Preamp Factor Aux Factor APos TPos Remark MHz dBuV/m dBuV/m dB dBuV dB/m dB dB dB cm deg 1 11590.00 47.97 74.00 -26.03 46.72 38.64 19.42 57.38 0.57 -- -- Peak 2 17385.00 50.11 68.20 -18.09 46.10 38.76 23.99 59.18 0.44 143 360 Peak

Mode	71	
	Harmonic	
	U-NII-3_5.725-5.85_802.11n HT40_CH159_5795MHz	
ANT	3+4	
Pol.	Horizontal	Vertical
14.47G ~14.5G Avg	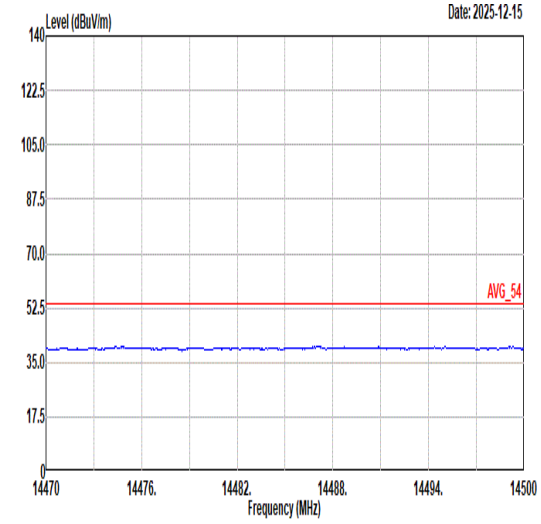 Site : 03CH15-HY Condition: AVG_54 3m 9120D-02294_250606 HORIZONTAL	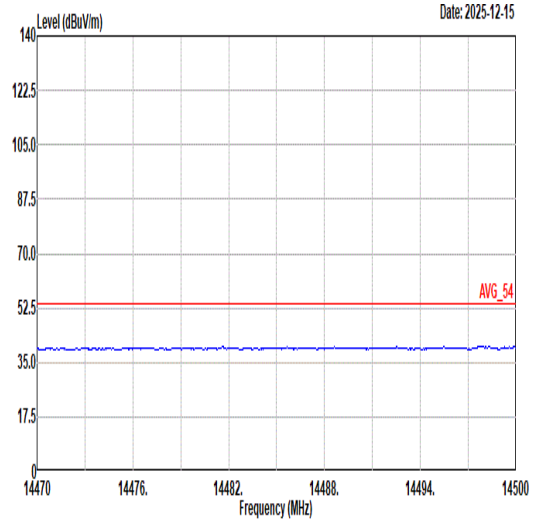 Site : 03CH15-HY Condition: AVG_54 3m 9120D-02294_250606 VERTICAL
17.7G ~18G Avg	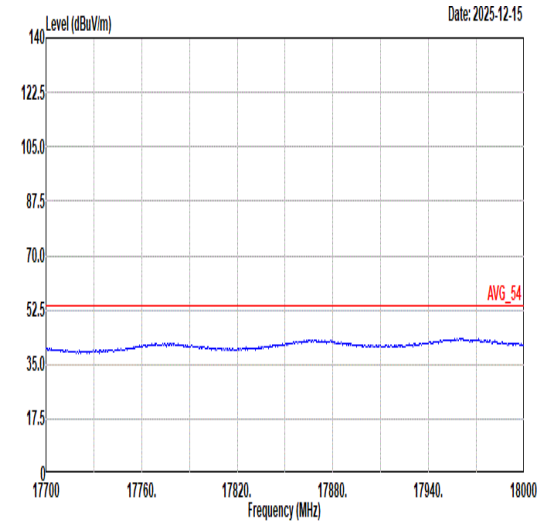 Site : 03CH15-HY Condition: AVG_54 3m 9120D-02294_250606 HORIZONTAL	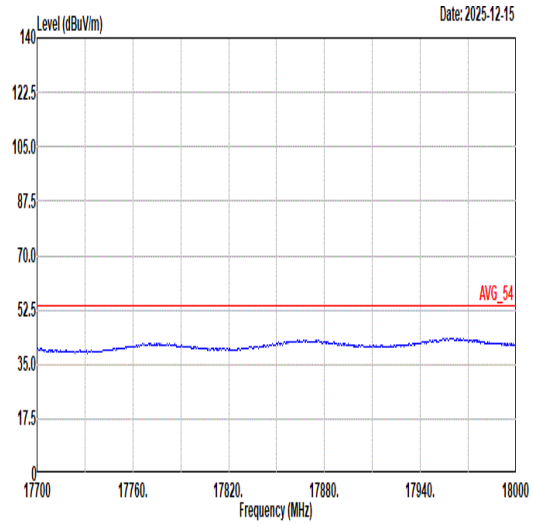 Site : 03CH15-HY Condition: AVG_54 3m 9120D-02294_250606 VERTICAL

Mode	72
	Band Edge - L
	U-NII-3_5.725-5.85_802.11ac VHT80_CH155_5775MHz
ANT	3+4

Pol.	Horizontal	Fundamental
Peak	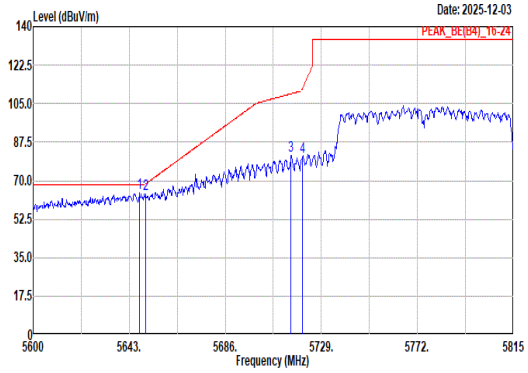 Site : 03CH15-HY Condition: PEAK_BE(B4)_16-24 3m 9120D-02294_250606 HORIZONTAL : RBW:1000.000kHz VBW:3000.000kHz SWT:Auto Freq Level Limit Line Margin Read Level Ant Factor Cable Loss Preamp Factor Aux Factor APos TPos Remark MHz dBuV/m dBuV/m dB dBuV dB/m dB dB dB cm deg 1 5647.73 64.58 68.20 -3.62 54.94 33.19 13.25 36.80 0.00 100 294 Peak 2 5650.31 63.79 68.43 -4.64 54.14 33.20 13.25 36.80 0.00 100 294 Peak 3 5715.46 81.41 109.53 -28.12 71.09 33.76 13.35 36.79 0.00 100 294 Peak 4 5720.62 81.05 112.20 -31.15 70.71 33.78 13.35 36.79 0.00 100 294 Peak	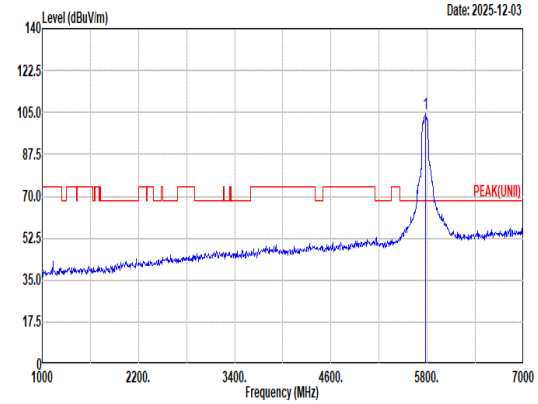 Site : 03CH15-HY Condition: PEAK(UNII) 3m 9120D-02294_250606 HORIZONTAL : RBW:1000.000kHz VBW:3000.000kHz SWT:Auto Freq Level Limit Line Margin Read Level Ant Factor Cable Loss Preamp Factor Aux Factor APos TPos Remark MHz dBuV/m dBuV/m dB dBuV dB/m dB dB dB cm deg 1 5775.00 104.64 ------ ------ 93.96 34.03 13.44 36.79 0.00 100 294 Peak
Avg	Blank	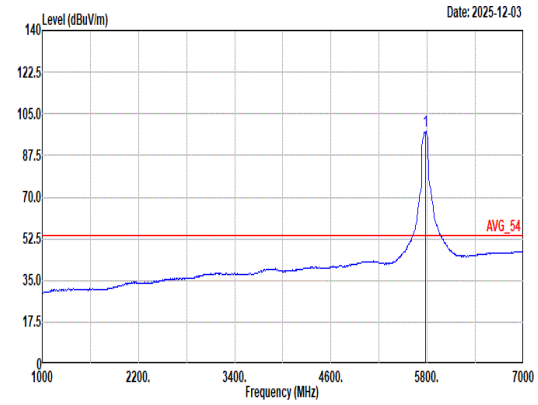 Site : 03CH15-HY Condition: AVG_54 3m 9120D-02294_250606 HORIZONTAL : RBW:1000.000kHz VBW:1.200kHz SWT:Auto Freq Level Limit Line Margin Read Level Ant Factor Cable Loss Preamp Factor Aux Factor APos TPos Remark MHz dBuV/m dBuV/m dB dBuV dB/m dB dB dB cm deg 1 5775.00 97.73 ------ ------ 87.02 34.05 13.45 36.79 0.00 100 294 Average

Mode	72	
	Band Edge - R	
	U-NII-3_5.725-5.85_802.11ac VHT80_CH155_5775MHz	
ANT	3+4	
Pol.	Horizontal	Fundamental
Peak	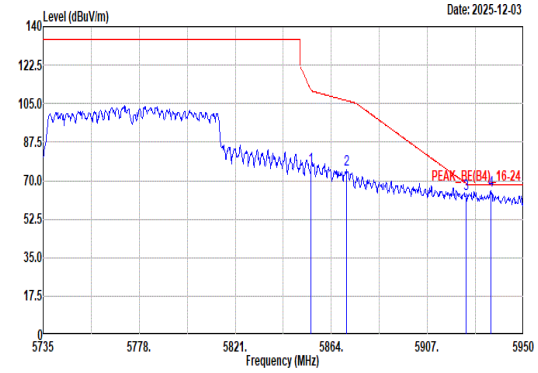 Site : 03CH15-HY Condition: PEAK_BE(B4)_16-24 3m 9120D-02294_250606 HORIZONTAL : RBW:1000.000kHz VBW:3000.000kHz SWT:Auto Limit Read Ant Cable Preamp Aux APos TPos Freq Level Line Margin Level Factor Loss Factor Factor Remark MHz dBuV/m dBuV/m dB dBuV dB/m dB dB dB cm deg 1 5854.97 76.22 110.87 -34.65 65.31 34.12 13.57 36.78 0.00 100 294 Peak 2 5870.88 75.15 106.35 -31.20 64.15 34.18 13.60 36.78 0.00 100 294 Peak 3 5924.42 63.84 68.63 -4.79 52.66 34.25 13.70 36.77 0.00 100 294 Peak 4 5935.38 65.32 68.20 -2.88 54.14 34.23 13.72 36.77 0.00 100 294 Peak	Blank

Mode	72	
	Band Edge - L	
	U-NII-3_5.725-5.85_802.11ac VHT80_CH155_5775MHz	
ANT	3+4	
Pol.	Vertical	Fundamental
Peak	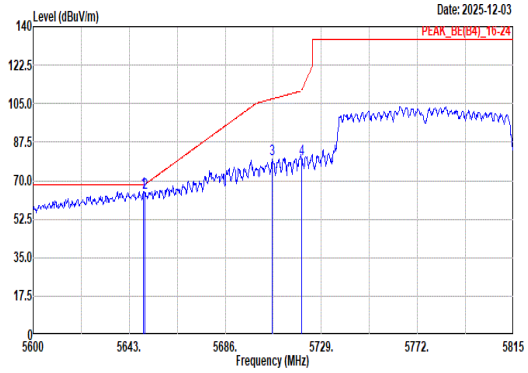 Site : 03CH15-HY Condition: PEAK_BE(B4)_16-24 3m 9120D-02294_250606 VERTICAL : RBW:1000.000kHz VBW:3000.000kHz SWT:Auto Freq Level Limit Line Margin Read Level Ant Factor Cable Loss Preamp Factor Aux Factor APos TPos Remark MHz dBuV/m dBuV/m dB dBuV dB/m dB dB dB cm deg 1 5649.45 65.12 68.20 -3.08 55.47 33.20 13.25 36.80 0.00 100 357 Peak 2 5650.10 64.30 68.27 -3.97 54.65 33.20 13.25 36.80 0.00 100 357 Peak 3 5706.86 79.67 107.12 -27.45 69.41 33.73 13.33 36.80 0.00 100 357 Peak 4 5720.19 79.70 111.22 -31.52 69.36 33.78 13.35 36.79 0.00 100 357 Peak	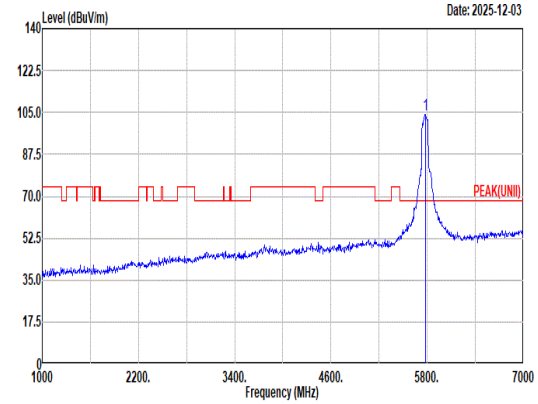 Site : 03CH15-HY Condition: PEAK(UNII) 3m 9120D-02294_250606 VERTICAL : RBW:1000.000kHz VBW:3000.000kHz SWT:Auto Freq Level Limit Line Margin Read Level Ant Factor Cable Loss Preamp Factor Aux Factor APos TPos Remark MHz dBuV/m dBuV/m dB dBuV dB/m dB dB dB cm deg 1 5775.00 103.82 ------ ------ 93.20 33.98 13.43 36.79 0.00 100 357 Peak
Avg	Blank	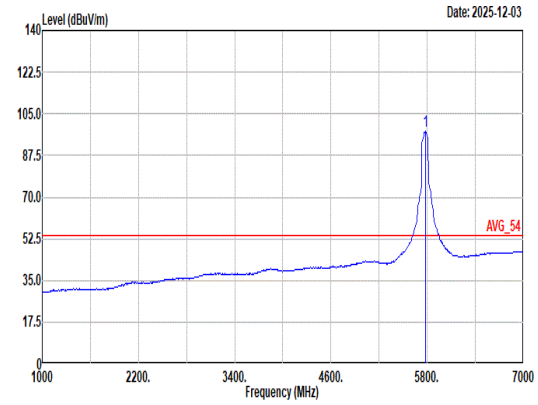 Site : 03CH15-HY Condition: AVG_54 3m 9120D-02294_250606 VERTICAL : RBW:1000.000kHz VBW:1.200kHz SWT:Auto Freq Level Limit Line Margin Read Level Ant Factor Cable Loss Preamp Factor Aux Factor APos TPos Remark MHz dBuV/m dBuV/m dB dBuV dB/m dB dB dB cm deg 1 5775.00 97.59 ------ ------ 86.91 34.03 13.44 36.79 0.00 100 357 Average

Mode	72	
	Band Edge - R	
	U-NII-3_5.725-5.85_802.11ac VHT80_CH155_5775MHz	
ANT	3+4	
Pol.	Vertical	Fundamental
Peak	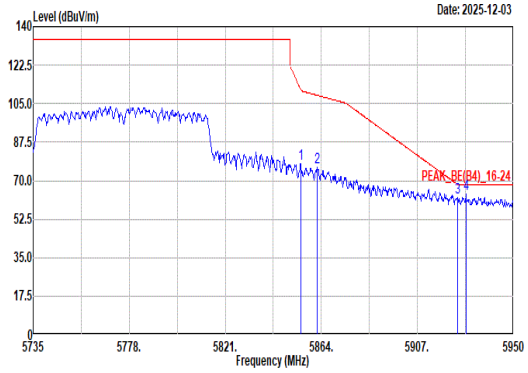 Site : 03CH15-HY Condition: PEAK_BE(B4)_16-24 3m 9120D-02294_250606 VERTICAL : RBW:1000.000kHz VBW:3000.000kHz SWT:Auto Limit Read Ant Cable Preamp Aux APos TPos Freq Level Line Margin Level Factor Loss Factor Factor Remark MHz dBuV/m dBuV/m dB dBuV dB/m dB dB dB cm deg 1 5854.76 77.51 111.36 -33.85 66.60 34.12 13.57 36.78 0.00 100 357 Peak 2 5862.07 76.17 108.82 -32.65 65.22 34.15 13.58 36.78 0.00 100 357 Peak 3 5924.85 62.23 68.31 -6.08 51.05 34.25 13.70 36.77 0.00 100 357 Peak 4 5928.72 63.71 68.20 -4.49 52.53 34.24 13.71 36.77 0.00 100 357 Peak	Blank

Mode	72	
	Harmonic	
	U-NII-3_5.725-5.85_802.11ac VHT80_CH155_5775MHz	
ANT	3+4	
Pol.	Horizontal	Vertical
Peak Avg	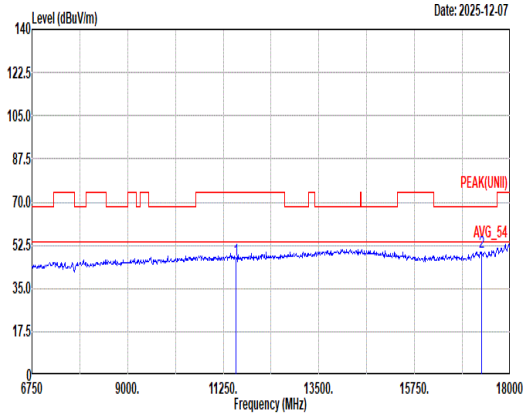 Site : 03CH15-HY Condition: PEAK(UNII) 3m 9120D-02294_250606 HORIZONTAL Freq Level Limit Line Margin Read Level Ant Factor Cable Loss Preamp Factor Aux Factor APos TPos Remark MHz dBuV/m dBuV/m dB dBuV dB/m dB dB dB cm deg 1 11550.00 46.58 74.00 -27.42 45.25 38.78 19.38 57.40 0.57 -- -- Peak 2 17325.00 49.87 68.20 -18.33 46.11 38.58 23.95 59.21 0.44 -- -- Peak	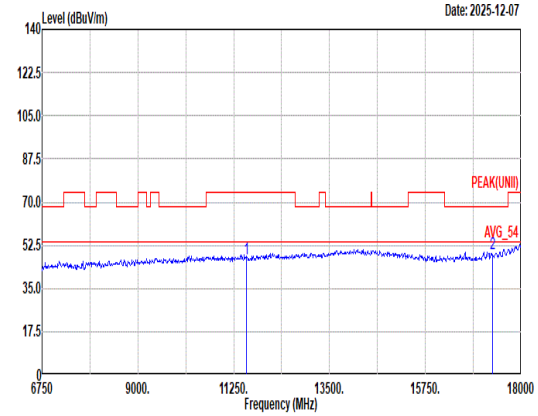 Site : 03CH15-HY Condition: PEAK(UNII) 3m 9120D-02294_250606 VERTICAL Freq Level Limit Line Margin Read Level Ant Factor Cable Loss Preamp Factor Aux Factor APos TPos Remark MHz dBuV/m dBuV/m dB dBuV dB/m dB dB dB cm deg 1 11550.00 46.97 74.00 -27.03 45.64 38.78 19.38 57.40 0.57 -- -- Peak 2 17325.00 49.31 68.20 -18.89 45.55 38.58 23.95 59.21 0.44 -- -- Peak

Mode	72	
	Harmonic	
	U-NII-3_5.725-5.85_802.11ac VHT80_CH155_5775MHz	
ANT	3+4	
Pol.	Horizontal	Vertical
14.47G ~14.5G Avg	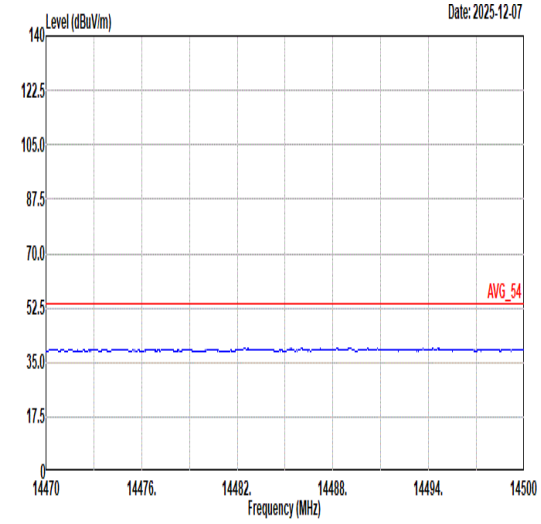 Site : 03CH15-HY Condition: AVG_54 3m 9120D-02294_250606 HORIZONTAL	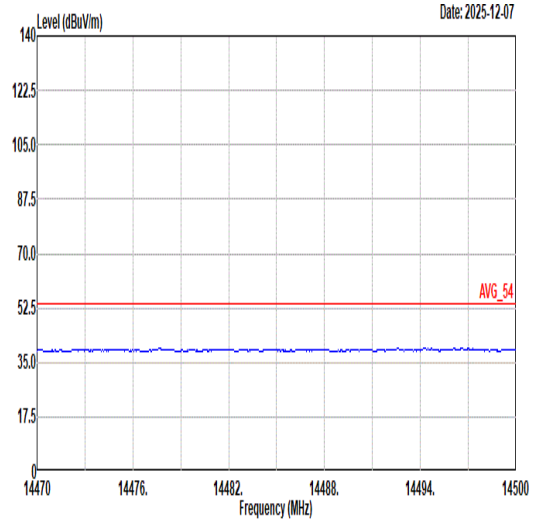 Site : 03CH15-HY Condition: AVG_54 3m 9120D-02294_250606 VERTICAL
17.7G ~18G Avg	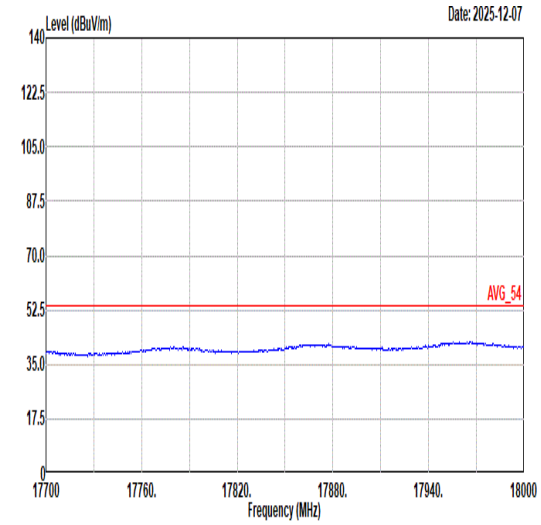 Site : 03CH15-HY Condition: AVG_54 3m 9120D-02294_250606 HORIZONTAL	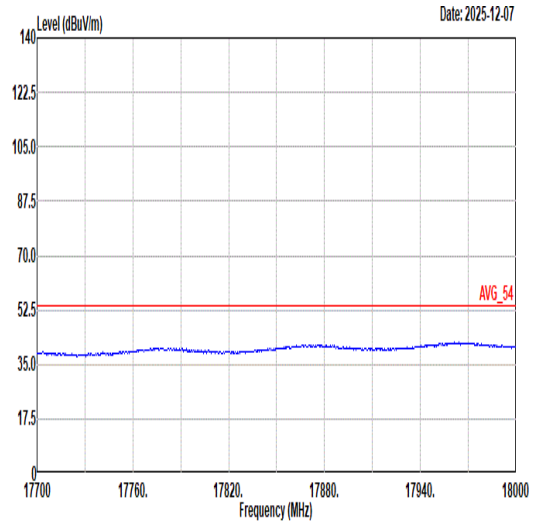 Site : 03CH15-HY Condition: AVG_54 3m 9120D-02294_250606 VERTICAL

Mode	74	
	Band Edge	
	U-NII-3_5.725-5.85_802.11be EHT20_CH149_Full RU_5745MHz	
ANT	3+4	
Pol.	Horizontal	Fundamental
Peak	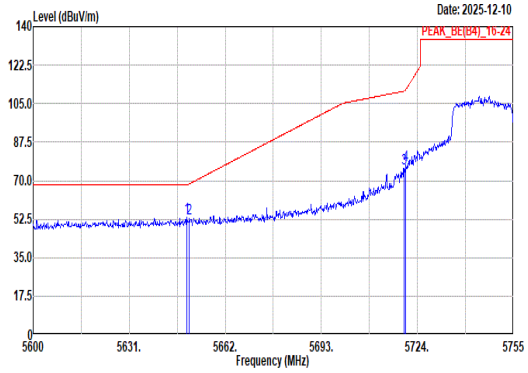 Site : 03CH15-HY Condition: PEAK_BE(B4)_16-24 3m 9120D-02294_250606 HORIZONTAL : RBW:1000.000kHz VBW:3000.000kHz SWT:Auto Freq Level Limit Line Margin Read Level Ant Factor Cable Loss Preamp Factor Aux Factor APos TPos Remark MHz dBuV/m dBuV/m dB dBuV dB/m dB dB dB cm deg 1 5649.60 53.28 68.20 -14.92 43.63 33.20 13.25 36.80 0.00 100 18 Peak 2 5650.38 53.06 68.48 -15.42 43.41 33.20 13.25 36.80 0.00 100 18 Peak 3 5719.66 75.77 110.70 -34.93 65.43 33.78 13.35 36.79 0.00 100 18 Peak 4 5720.28 77.25 111.44 -34.19 66.91 33.78 13.35 36.79 0.00 100 18 Peak	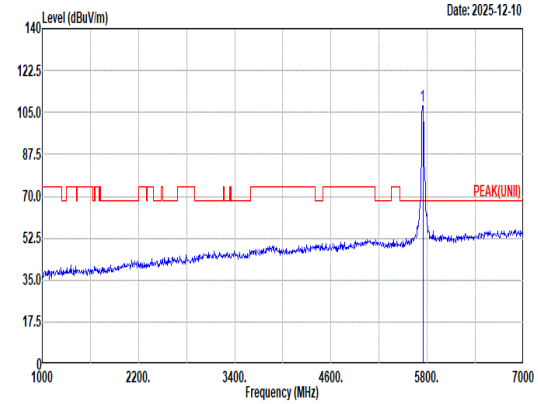 Site : 03CH15-HY Condition: PEAK(UNII) 3m 9120D-02294_250606 HORIZONTAL : RBW:1000.000kHz VBW:3000.000kHz SWT:Auto Freq Level Limit Line Margin Read Level Ant Factor Cable Loss Preamp Factor Aux Factor APos TPos Remark MHz dBuV/m dBuV/m dB dBuV dB/m dB dB dB cm deg 1 5745.00 107.70 ------ ------ 97.22 33.88 13.39 36.79 0.00 100 18 Peak
Avg	Blank	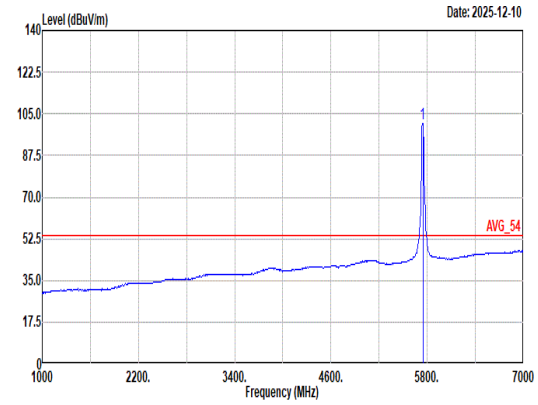 Site : 03CH15-HY Condition: AVG_54 3m 9120D-02294_250606 HORIZONTAL : RBW:1000.000kHz VBW:0.010kHz SWT:Auto Freq Level Limit Line Margin Read Level Ant Factor Cable Loss Preamp Factor Aux Factor APos TPos Remark MHz dBuV/m dBuV/m dB dBuV dB/m dB dB dB cm deg 1 5745.00 101.10 ------ ------ 90.62 33.88 13.39 36.79 0.00 100 18 Average

Mode	74	
	Band Edge	
	U-NII-3_5.725-5.85_802.11be EHT20_CH149_Full RU_5745MHz	
ANT	3+4	
Pol.	Vertical	Fundamental
Peak	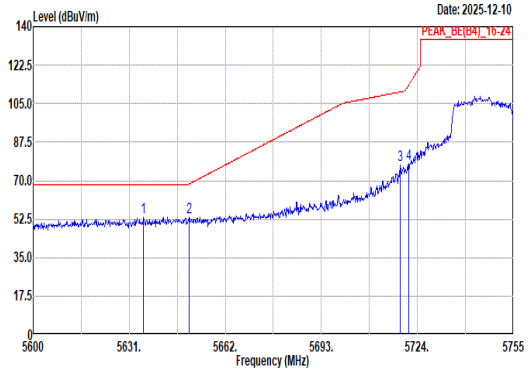 Site : 03CH15-HY Condition: PEAK_BE(B4)_16-24 3m 9120D-02294_250606 VERTICAL : RBW:1000.000kHz VBW:3000.000kHz SWT:Auto Freq Level Limit Line Margin Read Level Ant Factor Cable Loss Preamp Factor Aux Factor APos TPos Remark MHz dBuV/m dBuV/m dB dBuV dB/m dB dB dB cm deg 1 5635.65 53.30 68.20 -14.90 43.76 33.11 13.23 36.80 0.00 227 25 Peak 2 5650.22 53.40 68.36 -14.96 43.75 33.20 13.25 36.80 0.00 227 25 Peak 3 5718.42 76.93 110.36 -33.43 66.60 33.77 13.35 36.79 0.00 227 25 Peak 4 5721.21 77.87 113.56 -35.69 67.52 33.78 13.36 36.79 0.00 227 25 Peak	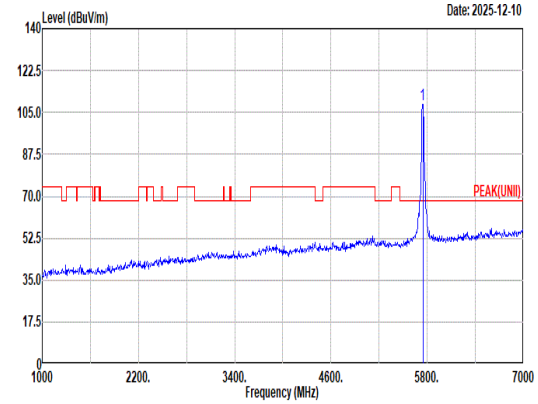 Site : 03CH15-HY Condition: PEAK(UNII) 3m 9120D-02294_250606 VERTICAL : RBW:1000.000kHz VBW:3000.000kHz SWT:Auto Freq Level Limit Line Margin Read Level Ant Factor Cable Loss Preamp Factor Aux Factor APos TPos Remark MHz dBuV/m dBuV/m dB dBuV dB/m dB dB dB cm deg 1 5745.00 108.30 ------ ------ 97.82 33.88 13.39 36.79 0.00 227 25 Peak
Avg	Blank	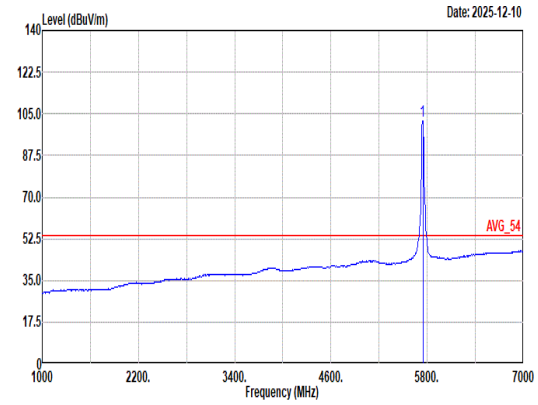 Site : 03CH15-HY Condition: AVG_54 3m 9120D-02294_250606 VERTICAL : RBW:1000.000kHz VBW:0.010kHz SWT:Auto Freq Level Limit Line Margin Read Level Ant Factor Cable Loss Preamp Factor Aux Factor APos TPos Remark MHz dBuV/m dBuV/m dB dBuV dB/m dB dB dB cm deg 1 5745.00 101.84 ------ ------ 91.36 33.88 13.39 36.79 0.00 227 25 Average

Mode	74	
	Harmonic	
	U-NII-3_5.725-5.85_802.11be EHT20_CH149_Full RU_5745MHz	
ANT	3+4	
Pol.	Horizontal	Vertical
Peak Avg	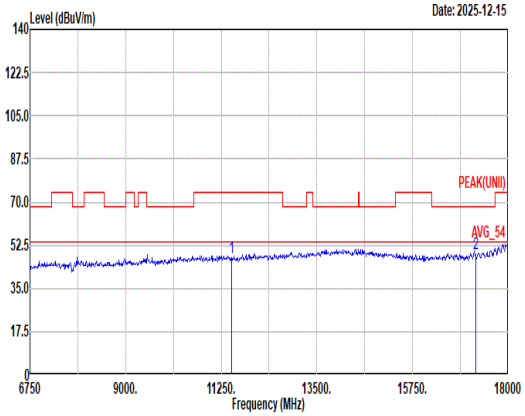 Site : 03CH15-HY Condition: PEAK(UNII) 3m 9120D-02294_250606 HORIZONTAL Freq Level Limit Line Margin Read Level Ant Factor Cable Loss Preamp Factor Aux Factor APos TPos Remark MHz dBuV/m dBuV/m dB dBuV dB/m dB dB dB cm deg 1 11490.00 47.78 74.00 -26.22 46.30 39.01 19.33 57.44 0.58 -- -- Peak 2 17235.00 49.26 68.20 -18.94 45.74 38.44 23.89 59.25 0.44 100 69 Peak	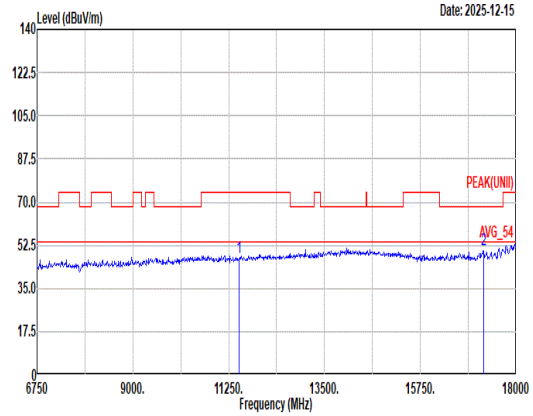 Site : 03CH15-HY Condition: PEAK(UNII) 3m 9120D-02294_250606 VERTICAL Freq Level Limit Line Margin Read Level Ant Factor Cable Loss Preamp Factor Aux Factor APos TPos Remark MHz dBuV/m dBuV/m dB dBuV dB/m dB dB dB cm deg 1 11490.00 47.39 74.00 -26.61 45.91 39.01 19.33 57.44 0.58 -- -- Peak 2 17235.00 50.66 68.20 -17.54 47.14 38.44 23.89 59.25 0.44 100 204 Peak

Mode	74	
	Harmonic	
	U-NII-3_5.725-5.85_802.11be EHT20_CH149_Full RU_5745MHz	
ANT	3+4	
Pol.	Horizontal	Vertical
14.47G ~14.5G Avg	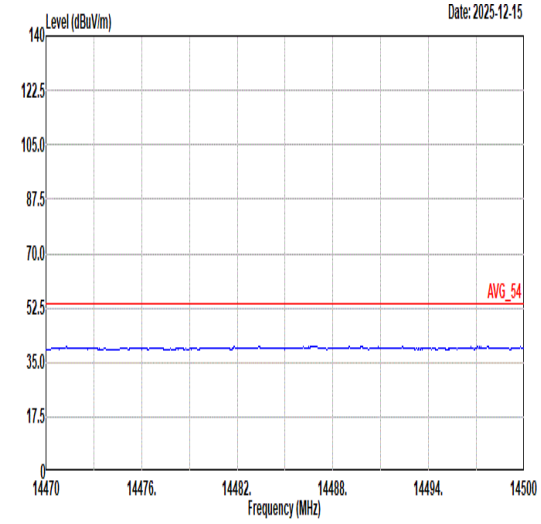 Site : 03CH15-HY Condition: AVG_54 3m 9120D-02294_250606 HORIZONTAL	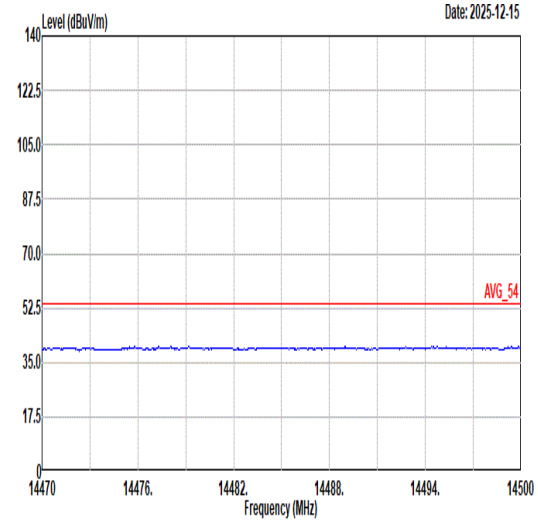 Site : 03CH15-HY Condition: AVG_54 3m 9120D-02294_250606 VERTICAL
17.7G ~18G Avg	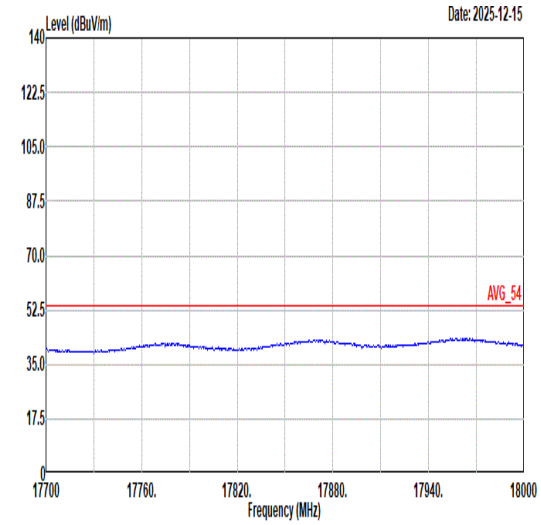 Site : 03CH15-HY Condition: AVG_54 3m 9120D-02294_250606 HORIZONTAL	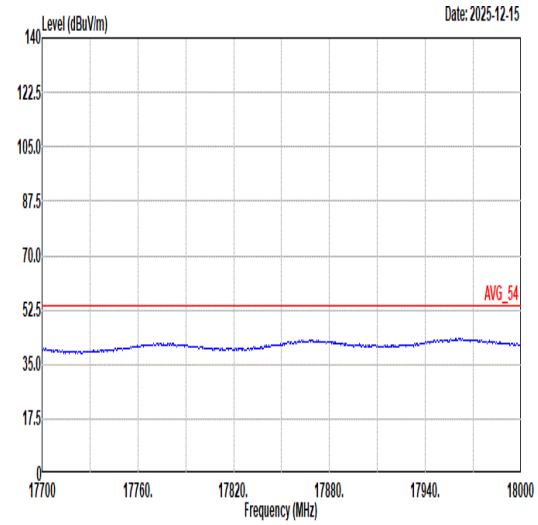 Site : 03CH15-HY Condition: AVG_54 3m 9120D-02294_250606 VERTICAL

Mode	75	
	Band Edge - L	
	U-NII-3_5.725-5.85_802.11be EHT20_CH157_Full RU_5785MHz	
ANT	3+4	
Pol.	Horizontal	Fundamental
Peak	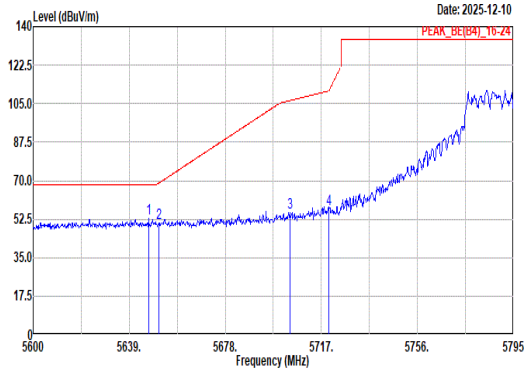 Site : 03CH15-HY Condition: PEAK_BE(B4)_16-24 3m 9120D-02294_250606 HORIZONTAL : RBW:1000.000kHz VBW:3000.000kHz SWT:Auto Freq Level Limit Line Margin Read Level Ant Factor Cable Loss Preamp Factor Aux Factor APos TPos Remark MHz dBuV/m dBuV/m dB dBuV dB/m dB dB dB cm deg 1 5646.80 52.58 68.20 -15.62 42.95 33.18 13.25 36.80 0.00 100 0 Peak 2 5650.90 50.96 68.87 -17.91 41.30 33.21 13.25 36.80 0.00 100 0 Peak 3 5704.13 55.71 106.36 -50.65 45.46 33.72 13.33 36.80 0.00 100 0 Peak 4 5720.12 57.04 111.07 -54.03 46.70 33.78 13.35 36.79 0.00 100 0 Peak	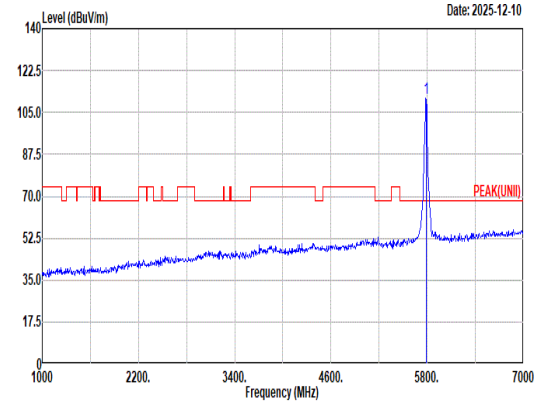 Site : 03CH15-HY Condition: PEAK(UNII) 3m 9120D-02294_250606 HORIZONTAL : RBW:1000.000kHz VBW:3000.000kHz SWT:Auto Freq Level Limit Line Margin Read Level Ant Factor Cable Loss Preamp Factor Aux Factor APos TPos Remark MHz dBuV/m dBuV/m dB dBuV dB/m dB dB dB cm deg 1 5785.00 110.71 ------ ------ 100.03 34.03 13.44 36.79 0.00 100 0 Peak
Avg	Blank	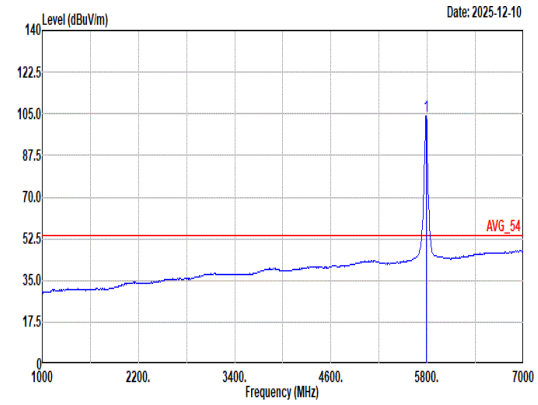 Site : 03CH15-HY Condition: AVG_54 3m 9120D-02294_250606 HORIZONTAL : RBW:1000.000kHz VBW:0.010kHz SWT:Auto Freq Level Limit Line Margin Read Level Ant Factor Cable Loss Preamp Factor Aux Factor APos TPos Remark MHz dBuV/m dBuV/m dB dBuV dB/m dB dB dB cm deg 1 5785.00 104.32 ------ ------ 93.64 34.03 13.44 36.79 0.00 100 0 Average

Mode	75	
	Band Edge - R	
	U-NII-3_5.725-5.85_802.11be EHT20_CH157_Full RU_5785MHz	
ANT	3+4	
Pol.	Horizontal	Fundamental
Peak	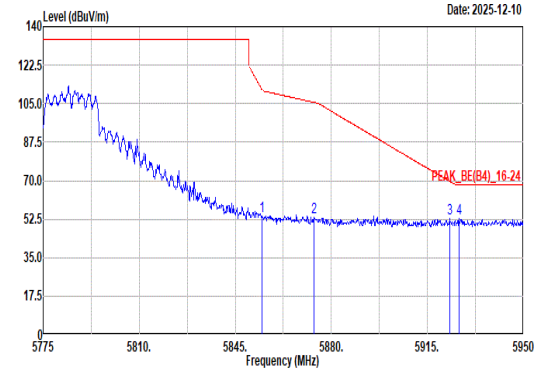 Site : 03CH15-HY Condition: PEAK_BE(B4)_16-24 3m 9120D-02294_250606 HORIZONTAL : RBW:1000.000kHz VBW:3000.000kHz SWT:Auto Limit Read Ant Cable Preamp Aux APos TPos Freq Level Line Margin Level Factor Loss Factor Factor Remark MHz dBuV/m dBuV/m dB dBuV dB/m dB dB dB cm deg 1 5854.80 53.97 111.26 -57.29 43.06 34.12 13.57 36.78 0.00 100 0 Peak 2 5873.70 53.61 105.56 -51.95 42.59 34.19 13.61 36.78 0.00 100 0 Peak 3 5923.05 52.67 69.64 -16.97 41.49 34.25 13.70 36.77 0.00 100 0 Peak 4 5926.55 52.81 68.20 -15.39 41.63 34.25 13.70 36.77 0.00 100 0 Peak	Blank

Mode	75	
	Band Edge - L	
	U-NII-3_5.725-5.85_802.11be EHT20_CH157_Full RU_5785MHz	
ANT	3+4	
Pol.	Vertical	Fundamental
Peak	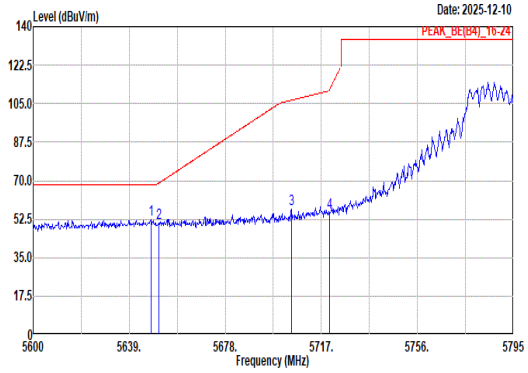 Site : 03CH15-HY Condition: PEAK_BE(B4)_16-24 3m 9120D-02294_250606 VERTICAL : RBW:1000.000kHz VBW:3000.000kHz SWT:Auto Freq Level Limit Line Margin Read Level Ant Factor Cable Loss Preamp Factor Aux Factor APos TPos Remark MHz dBuV/m dBuV/m dB dBuV dB/m dB dB dB cm deg 1 5647.78 52.30 68.20 -15.90 42.66 33.19 13.25 36.80 0.00 140 30 Peak 2 5651.09 50.75 69.01 -18.26 41.09 33.21 13.25 36.80 0.00 140 30 Peak 3 5704.91 56.89 106.58 -49.69 46.64 33.72 13.33 36.80 0.00 140 30 Peak 4 5720.32 55.58 111.52 -55.94 45.24 33.78 13.35 36.79 0.00 140 30 Peak	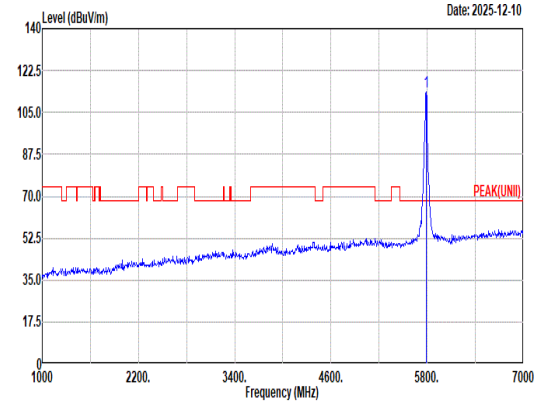 Site : 03CH15-HY Condition: PEAK(UNII) 3m 9120D-02294_250606 VERTICAL : RBW:1000.000kHz VBW:3000.000kHz SWT:Auto Freq Level Limit Line Margin Read Level Ant Factor Cable Loss Preamp Factor Aux Factor APos TPos Remark MHz dBuV/m dBuV/m dB dBuV dB/m dB dB dB cm deg 1 5785.00 113.79 ------ ------ 103.08 34.05 13.45 36.79 0.00 140 30 Peak
Avg	Blank	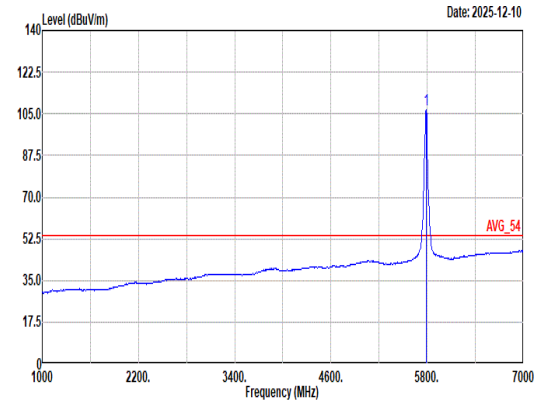 Site : 03CH15-HY Condition: AVG_54 3m 9120D-02294_250606 VERTICAL : RBW:1000.000kHz VBW:0.010kHz SWT:Auto Freq Level Limit Line Margin Read Level Ant Factor Cable Loss Preamp Factor Aux Factor APos TPos Remark MHz dBuV/m dBuV/m dB dBuV dB/m dB dB dB cm deg 1 5785.00 106.94 ------ ------ 96.23 34.05 13.45 36.79 0.00 140 30 Average

Mode	75	
	Band Edge - R	
	U-NII-3_5.725-5.85_802.11be EHT20_CH157_Full RU_5785MHz	
ANT	3+4	
Pol.	Vertical	Fundamental
Peak	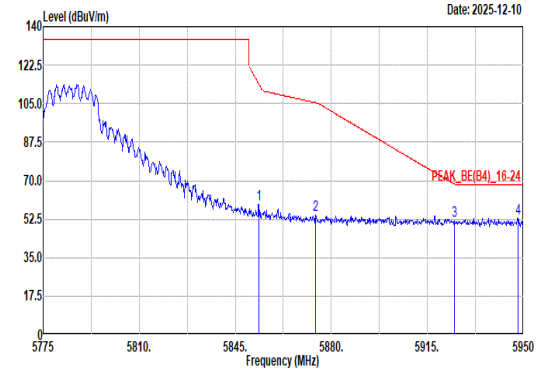 Site : 03CH15-HY Condition: PEAK_BE(B4)_16-24 3m 9120D-02294_250606 VERTICAL : RBW:1000.000kHz VBW:3000.000kHz SWT:Auto Limit Read Ant Cable Preamp Aux APos TPos Freq Level Line Margin Level Factor Loss Factor Factor Remark MHz dBuV/m dBuV/m dB dBuV dB/m dB dB dB cm deg 1 5853.58 59.22 114.05 -54.83 48.32 34.11 13.57 36.78 0.00 140 30 Peak 2 5874.23 54.20 105.42 -51.22 43.17 34.20 13.61 36.78 0.00 140 30 Peak 3 5924.80 51.53 68.35 -16.82 40.35 34.25 13.70 36.77 0.00 140 30 Peak 4 5947.90 52.99 68.20 -15.21 41.82 34.20 13.74 36.77 0.00 140 30 Peak	Blank

Mode	75	
	Harmonic	
	U-NII-3_5.725-5.85_802.11be EHT20_CH157_Full RU_5785MHz	
ANT	3+4	
Pol.	Horizontal	Vertical
Peak Avg	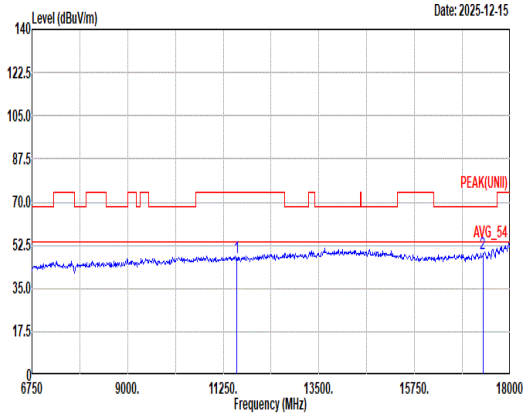 Site : 03CH15-HY Condition: PEAK(UNII) 3m 9120D-02294_250606 HORIZONTAL Freq Level Limit Line Margin Read Level Ant Factor Cable Loss Preamp Factor Aux Factor APos TPos Remark MHz dBuV/m dBuV/m dB dBuV dB/m dB dB dB cm deg 1 11570.00 47.49 74.00 -26.51 46.19 38.72 19.40 57.39 0.57 -- -- Peak 2 17355.00 48.90 68.20 -19.30 45.01 38.67 23.97 59.19 0.44 -- -- Peak	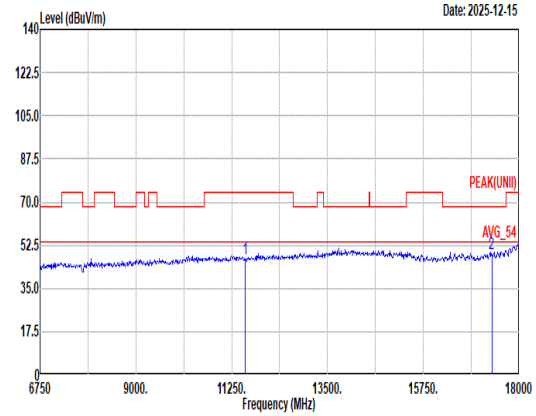 Site : 03CH15-HY Condition: PEAK(UNII) 3m 9120D-02294_250606 VERTICAL Freq Level Limit Line Margin Read Level Ant Factor Cable Loss Preamp Factor Aux Factor APos TPos Remark MHz dBuV/m dBuV/m dB dBuV dB/m dB dB dB cm deg 1 11570.00 47.22 74.00 -26.78 45.92 38.72 19.40 57.39 0.57 -- -- Peak 2 17355.00 48.90 68.20 -19.30 45.01 38.67 23.97 59.19 0.44 -- -- Peak

Mode	75	
	Harmonic	
	U-NII-3_5.725-5.85_802.11be EHT20_CH157_Full RU_5785MHz	
ANT	3+4	
Pol.	Horizontal	Vertical
14.47G ~14.5G Avg	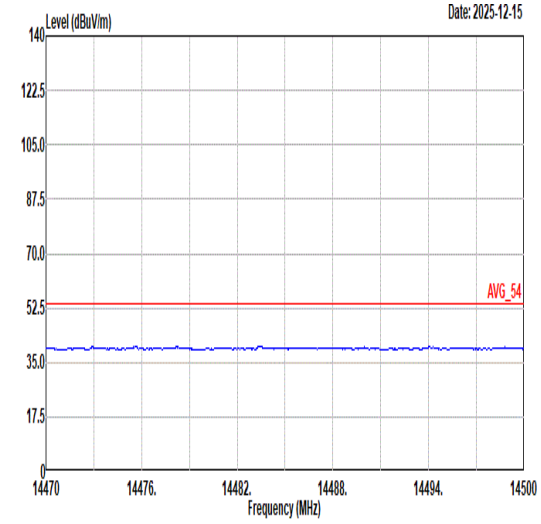 Site : 03CH15-HY Condition: AVG_54 3m 9120D-02294_250606 HORIZONTAL	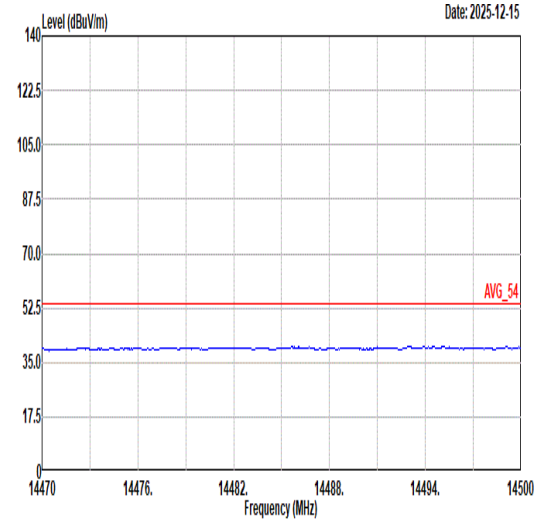 Site : 03CH15-HY Condition: AVG_54 3m 9120D-02294_250606 VERTICAL
17.7G ~18G Avg	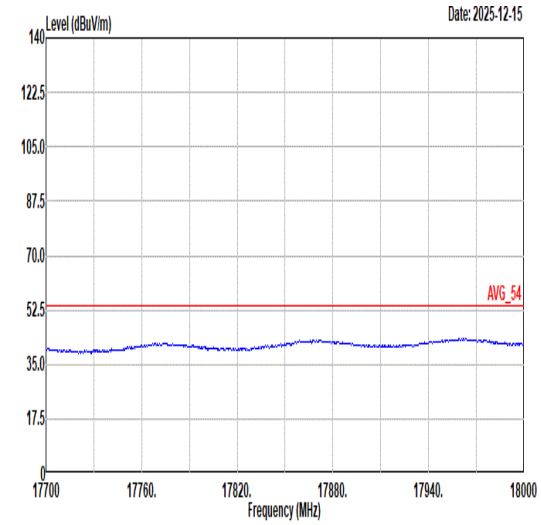 Site : 03CH15-HY Condition: AVG_54 3m 9120D-02294_250606 HORIZONTAL	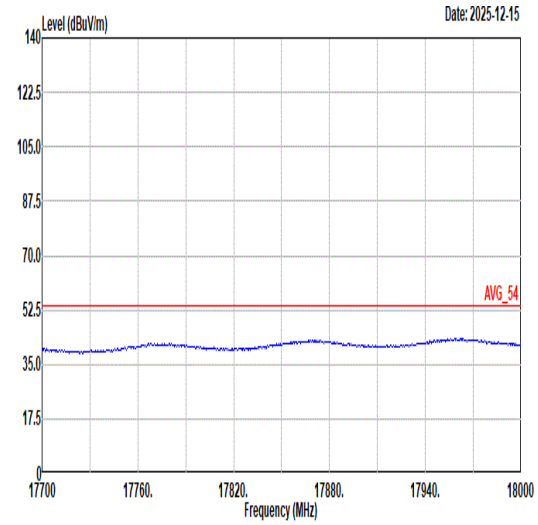 Site : 03CH15-HY Condition: AVG_54 3m 9120D-02294_250606 VERTICAL

Mode	76	
	Band Edge	
	U-NII-3_5.725-5.85_802.11be EHT20_CH165_Full RU_5825MHz	
ANT	3+4	
Pol.	Horizontal	Fundamental
Peak	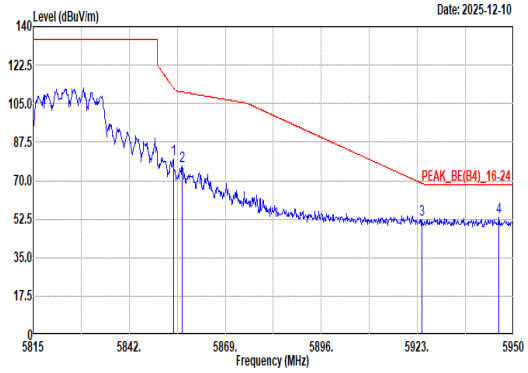 Site : 03CH15-HY Condition: PEAK_BE(B4)_16-24 3m 9120D-02294_250606 HORIZONTAL : RBW:1000.000kHz VBW:3000.000kHz SWT:Auto Freq Level Limit Line Margin Read Level Ant Factor Cable Loss Preamp Factor Aux Factor APos TPos Remark MHz dBuV/m dBuV/m dB dBuV dB/m dB dB dB cm deg 1 5854.42 79.53 112.12 -32.59 68.62 34.12 13.57 36.78 0.00 123 357 Peak 2 5856.85 76.58 110.28 -33.70 65.65 34.13 13.58 36.78 0.00 123 357 Peak 3 5924.22 52.56 68.78 -16.22 41.38 34.25 13.70 36.77 0.00 123 357 Peak 4 5945.95 53.45 68.20 -14.75 42.27 34.21 13.74 36.77 0.00 123 357 Peak	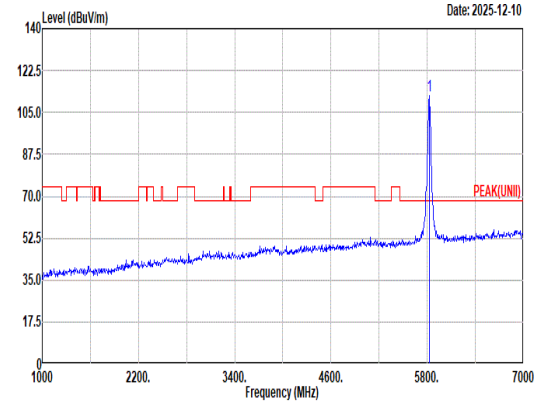 Site : 03CH15-HY Condition: PEAK(UNII) 3m 9120D-02294_250606 HORIZONTAL : RBW:1000.000kHz VBW:3000.000kHz SWT:Auto Freq Level Limit Line Margin Read Level Ant Factor Cable Loss Preamp Factor Aux Factor APos TPos Remark MHz dBuV/m dBuV/m dB dBuV dB/m dB dB dB cm deg 1 5825.00 111.74 ------ ------ 100.91 34.10 13.51 36.78 0.00 123 357 Peak
Avg	Blank	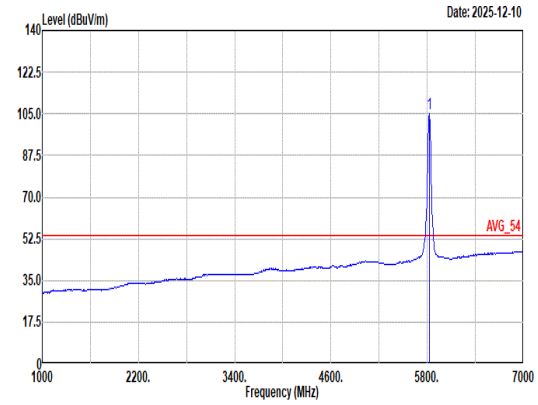 Site : 03CH15-HY Condition: AVG_54 3m 9120D-02294_250606 HORIZONTAL : RBW:1000.000kHz VBW:0.010kHz SWT:Auto Freq Level Limit Line Margin Read Level Ant Factor Cable Loss Preamp Factor Aux Factor APos TPos Remark MHz dBuV/m dBuV/m dB dBuV dB/m dB dB dB cm deg 1 5825.00 105.03 ------ ------ 94.20 34.10 13.51 36.78 0.00 123 357 Average

Mode	76	
	Band Edge	
	U-NII-3_5.725-5.85_802.11be EHT20_CH165_Full RU_5825MHz	
ANT	3+4	
Pol.	Vertical	Fundamental
Peak	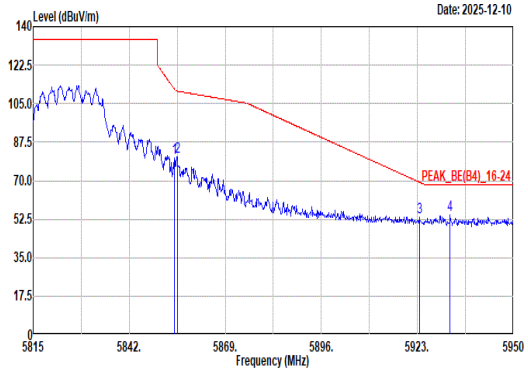 Site : 03CH15-HY Condition: PEAK_BE(B4)_16-24 3m 9120D-02294_250606 VERTICAL : RBW:1000.000kHz VBW:3000.000kHz SWT:Auto Freq Level Limit Line Margin Read Level Ant Factor Cable Loss Preamp Factor Aux Factor APos TPos Remark MHz dBuV/m dBuV/m dB dBuV dB/m dB dB dB cm deg 1 5854.69 80.41 111.51 -31.10 69.50 34.12 13.57 36.78 0.00 100 26 Peak 2 5855.50 80.90 110.66 -29.76 69.99 34.12 13.57 36.78 0.00 100 26 Peak 3 5923.54 53.49 69.28 -15.79 42.31 34.25 13.70 36.77 0.00 100 26 Peak 4 5932.18 54.22 68.20 -13.98 43.04 34.24 13.71 36.77 0.00 100 26 Peak	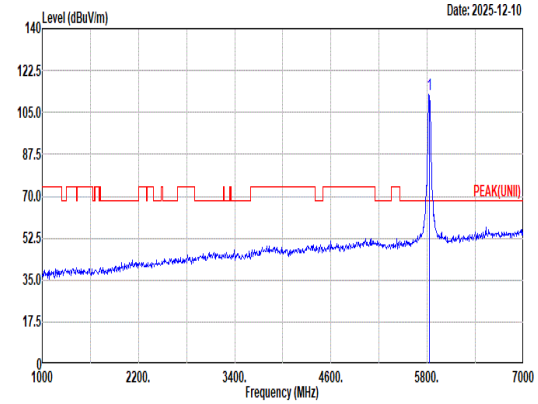 Site : 03CH15-HY Condition: PEAK(UNII) 3m 9120D-02294_250606 VERTICAL : RBW:1000.000kHz VBW:3000.000kHz SWT:Auto Freq Level Limit Line Margin Read Level Ant Factor Cable Loss Preamp Factor Aux Factor APos TPos Remark MHz dBuV/m dBuV/m dB dBuV dB/m dB dB dB cm deg 1 5825.00 112.41 ------ ------ 101.59 34.10 13.50 36.78 0.00 100 26 Peak
Avg	Blank	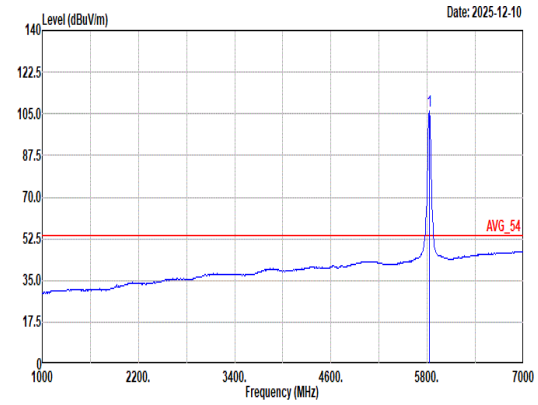 Site : 03CH15-HY Condition: AVG_54 3m 9120D-02294_250606 VERTICAL : RBW:1000.000kHz VBW:0.010kHz SWT:Auto Freq Level Limit Line Margin Read Level Ant Factor Cable Loss Preamp Factor Aux Factor APos TPos Remark MHz dBuV/m dBuV/m dB dBuV dB/m dB dB dB cm deg 1 5825.00 106.41 ------ ------ 95.58 34.10 13.51 36.78 0.00 100 26 Average

Mode	76	
	Harmonic	
	U-NII-3_5.725-5.85_802.11be EHT20_CH165_Full RU_5825MHz	
ANT	3+4	
Pol.	Horizontal	Vertical
Peak Avg	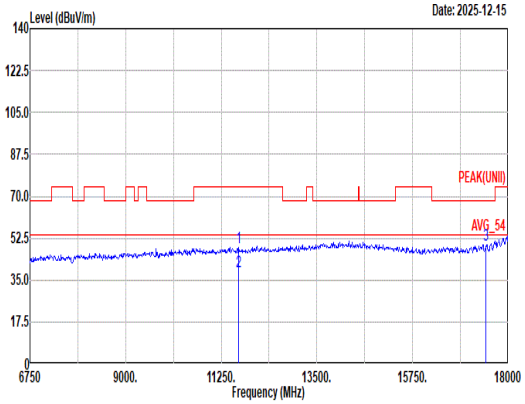 Site : 03CH15-HY Condition: PEAK(UNII) 3m 9120D-02294_250606 HORIZONTAL Freq Level Limit Line Margin Read Level Ant Factor Cable Loss Preamp Factor Aux Factor APos TPos Remark MHz dBuV/m dBuV/m dB dBuV dB/m dB dB dB cm deg 1 11650.00 48.43 74.00 -25.57 47.04 38.70 19.47 57.34 0.56 -- -- Peak 2 11650.00 38.34 54.00 -15.66 36.95 38.70 19.47 57.34 0.56 -- -- Average 3 17475.00 49.56 68.20 -18.64 45.49 38.72 24.05 59.14 0.44 -- -- Peak	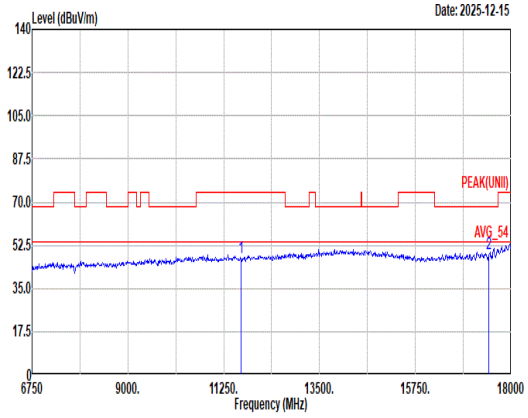 Site : 03CH15-HY Condition: PEAK(UNII) 3m 9120D-02294_250606 VERTICAL Freq Level Limit Line Margin Read Level Ant Factor Cable Loss Preamp Factor Aux Factor APos TPos Remark MHz dBuV/m dBuV/m dB dBuV dB/m dB dB dB cm deg 1 11650.00 47.34 74.00 -26.66 45.95 38.70 19.47 57.34 0.56 -- -- Peak 2 17475.00 49.13 68.20 -19.07 45.06 38.72 24.05 59.14 0.44 -- -- Peak

Mode	76	
	Harmonic	
	U-NII-3_5.725-5.85_802.11be EHT20_CH165_Full RU_5825MHz	
ANT	3+4	
Pol.	Horizontal	Vertical
14.47G ~14.5G Avg	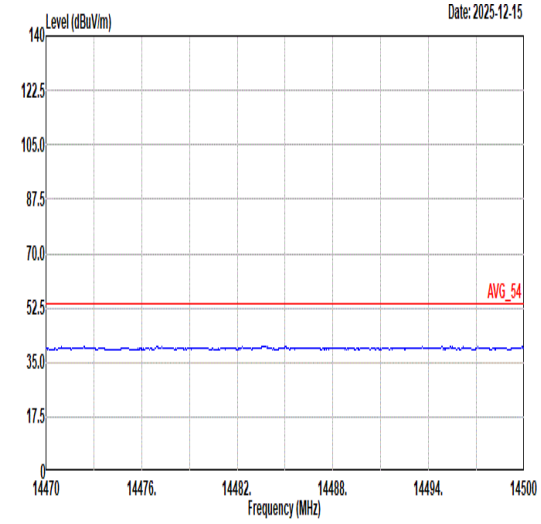 Site : 03CH15-HY Condition: AVG_54 3m 9120D-02294_250606 HORIZONTAL	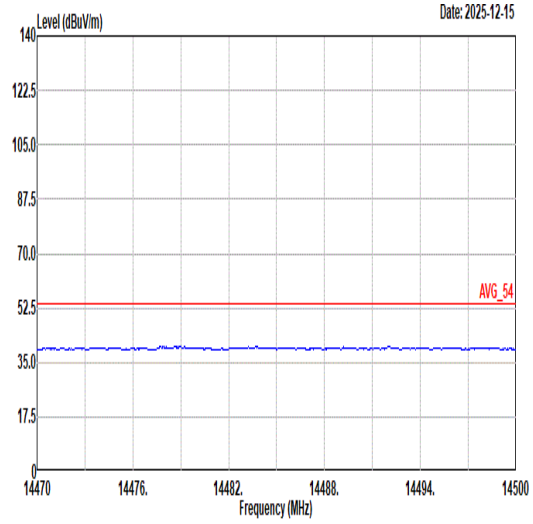 Site : 03CH15-HY Condition: AVG_54 3m 9120D-02294_250606 VERTICAL
17.7G ~18G Avg	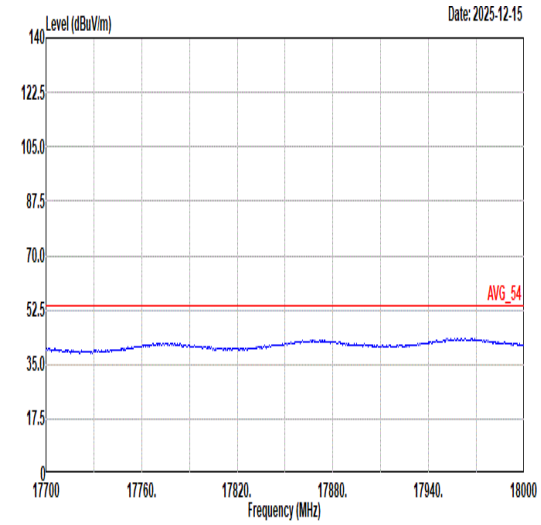 Site : 03CH15-HY Condition: AVG_54 3m 9120D-02294_250606 HORIZONTAL	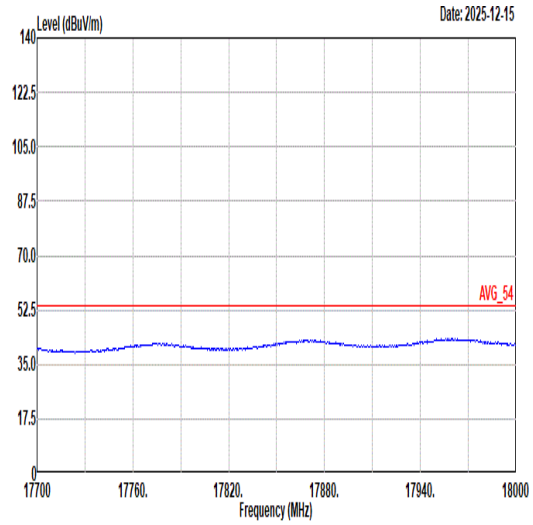 Site : 03CH15-HY Condition: AVG_54 3m 9120D-02294_250606 VERTICAL

Mode	77	
	Band Edge - L	
	U-NII-3_5.725-5.85_802.11be EHT40_CH151_Full RU_5755MHz	
ANT	3+4	
Pol.	Horizontal	Fundamental
Peak	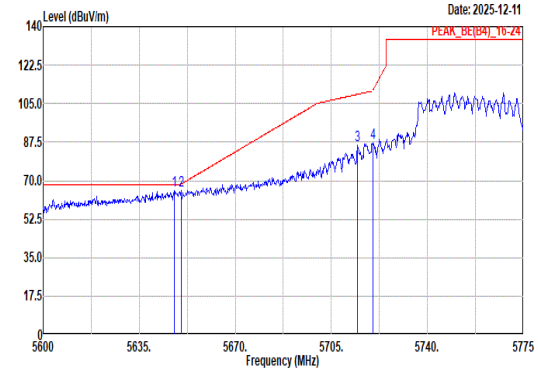 Site : 03CH15-HY Condition: PEAK_BE(B4)_16-24 3m 9120D-02294_250606 HORIZONTAL : RBW:1000.000kHz VBW:3000.000kHz SWT:Auto Freq Level Limit Line Margin Read Level Ant Factor Cable Loss Preamp Factor Aux Factor APos TPos Remark MHz dBuV/m dBuV/m dB dBuV dB/m dB dB dB cm deg 1 5647.78 65.50 68.20 -2.70 55.86 33.19 13.25 36.80 0.00 100 19 Peak 2 5650.23 65.50 68.37 -2.87 55.85 33.20 13.25 36.80 0.00 100 19 Peak 3 5714.63 86.24 109.30 -23.06 75.92 33.76 13.35 36.79 0.00 100 19 Peak 4 5720.05 86.98 110.91 -23.93 76.64 33.78 13.35 36.79 0.00 100 19 Peak	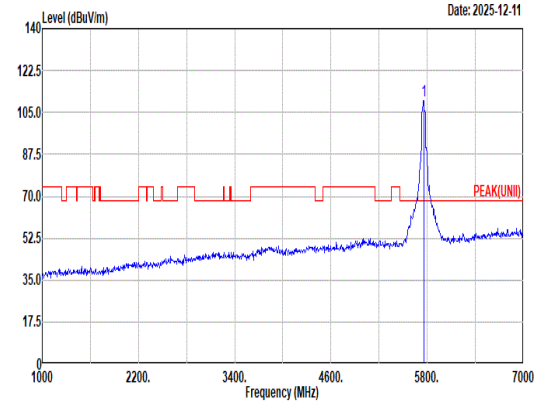 Site : 03CH15-HY Condition: PEAK(UNII) 3m 9120D-02294_250606 HORIZONTAL : RBW:1000.000kHz VBW:3000.000kHz SWT:Auto Freq Level Limit Line Margin Read Level Ant Factor Cable Loss Preamp Factor Aux Factor APos TPos Remark MHz dBuV/m dBuV/m dB dBuV dB/m dB dB dB cm deg 1 5755.00 109.90 ------ ------ 99.38 33.91 13.40 36.79 0.00 100 19 Peak
Avg	Blank	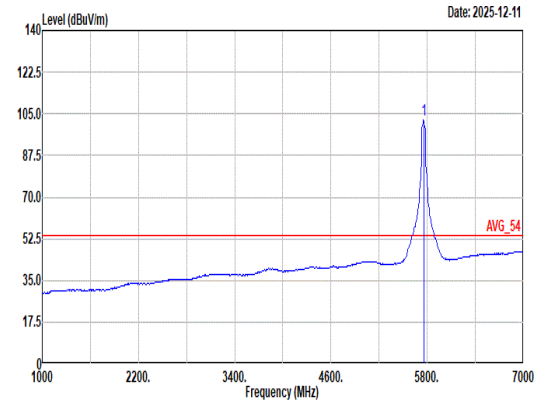 Site : 03CH15-HY Condition: AVG_54 3m 9120D-02294_250606 HORIZONTAL : RBW:1000.000kHz VBW:0.010kHz SWT:Auto Freq Level Limit Line Margin Read Level Ant Factor Cable Loss Preamp Factor Aux Factor APos TPos Remark MHz dBuV/m dBuV/m dB dBuV dB/m dB dB dB cm deg 1 5755.00 102.65 ------ ------ 92.13 33.91 13.40 36.79 0.00 100 19 Average

Mode	77	
	Band Edge - R	
	U-NII-3_5.725-5.85_802.11be EHT40_CH151_Full RU_5755MHz	
ANT	3+4	
Pol.	Horizontal	Fundamental
Peak	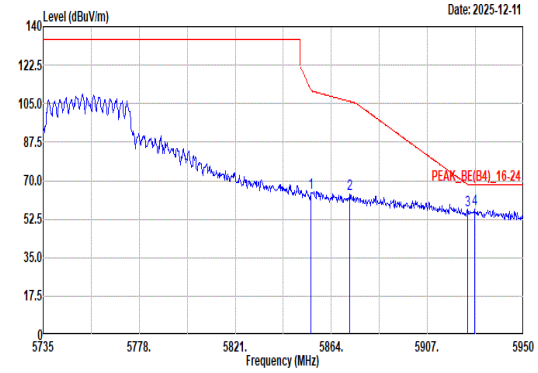 Site : 03CH15-HY Condition: PEAK_BE(B4)_16-24 3m 9120D-02294_250606 HORIZONTAL : RBW:1000.000kHz VBW:3000.000kHz SWT:Auto Limit Read Ant Cable Preamp Aux APos TPos Freq Level Line Margin Level Factor Loss Factor Factor Remark MHz dBuV/m dBuV/m dB dBuV dB/m dB dB dB cm deg 1 5854.97 64.31 110.87 -46.56 53.40 34.12 13.57 36.78 0.00 100 19 Peak 2 5872.17 63.80 105.99 -42.19 52.79 34.19 13.60 36.78 0.00 100 19 Peak 3 5924.85 56.60 68.31 -11.71 45.42 34.25 13.70 36.77 0.00 100 19 Peak 4 5928.07 57.03 68.20 -11.17 45.85 34.24 13.71 36.77 0.00 100 19 Peak	Blank

Mode	77	
	Band Edge - L	
	U-NII-3_5.725-5.85_802.11be EHT40_CH151_Full RU_5755MHz	
ANT	3+4	
Pol.	Vertical	Fundamental
Peak	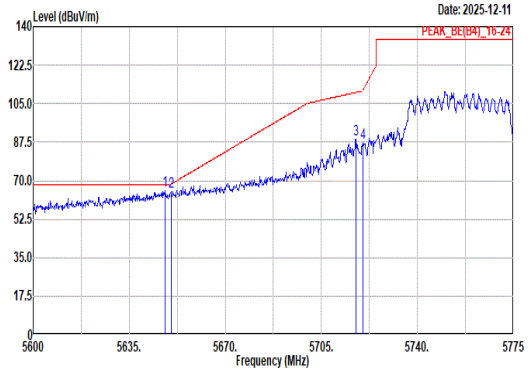 Site : 03CH15-HY Condition: PEAK_BE(B4)_16-24 3m 9120D-02294_250606 VERTICAL : RBW:1000.000kHz VBW:3000.000kHz SWT:Auto Freq Level Limit Line Margin Read Level Ant Factor Cable Loss Preamp Factor Aux Factor APos TPos Remark MHz dBuV/m dBuV/m dB dBuV dB/m dB dB dB cm deg 1 5647.95 65.32 68.20 -2.88 55.68 33.19 13.25 36.80 0.00 119 40 Peak 2 5650.23 64.75 68.37 -3.62 55.10 33.20 13.25 36.80 0.00 119 40 Peak 3 5717.60 88.90 110.13 -21.23 78.57 33.77 13.35 36.79 0.00 119 40 Peak 4 5720.05 87.31 110.91 -23.60 76.97 33.78 13.35 36.79 0.00 119 40 Peak	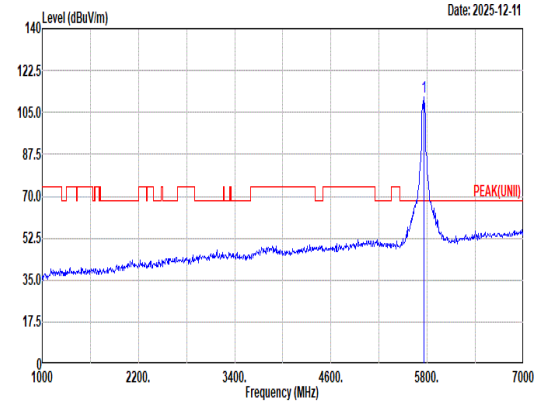 Site : 03CH15-HY Condition: PEAK(UNII) 3m 9120D-02294_250606 VERTICAL : RBW:1000.000kHz VBW:3000.000kHz SWT:Auto Freq Level Limit Line Margin Read Level Ant Factor Cable Loss Preamp Factor Aux Factor APos TPos Remark MHz dBuV/m dBuV/m dB dBuV dB/m dB dB dB cm deg 1 5755.00 111.46 ------ ------ 100.87 33.96 13.42 36.79 0.00 119 40 Peak
Avg	Blank	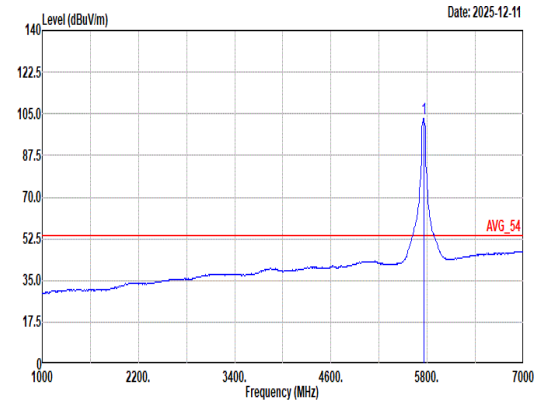 Site : 03CH15-HY Condition: AVG_54 3m 9120D-02294_250606 VERTICAL : RBW:1000.000kHz VBW:0.010kHz SWT:Auto Freq Level Limit Line Margin Read Level Ant Factor Cable Loss Preamp Factor Aux Factor APos TPos Remark MHz dBuV/m dBuV/m dB dBuV dB/m dB dB dB cm deg 1 5755.00 102.95 ------ ------ 92.43 33.91 13.40 36.79 0.00 119 40 Average

Mode	77	
	Band Edge - R	
	U-NII-3_5.725-5.85_802.11be EHT40_CH151_Full RU_5755MHz	
ANT	3+4	
Pol.	Vertical	Fundamental
Peak	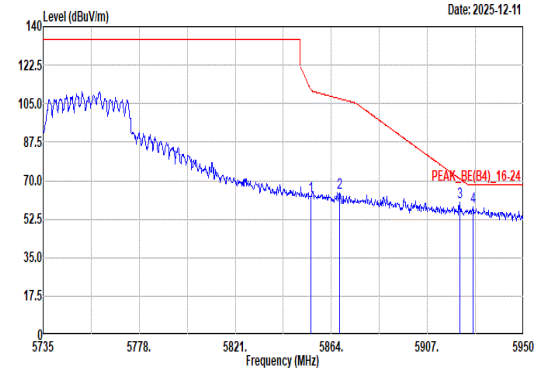 Site : 03CH15-HY Condition: PEAK_BE(B4)_16-24 3m 9120D-02294_250606 VERTICAL : RBW:1000.000kHz VBW:3000.000kHz SWT:Auto Limit Read Ant Cable Preamp Aux APos TPos Freq Level Line Margin Level Factor Loss Factor Factor Remark MHz dBuV/m dBuV/m dB dBuV dB/m dB dB dB cm deg 1 5854.97 62.72 110.87 -48.15 51.81 34.12 13.57 36.78 0.00 119 40 Peak 2 5867.66 64.26 107.25 -42.99 53.27 34.17 13.60 36.78 0.00 119 40 Peak 3 5921.41 60.35 70.85 -10.50 49.17 34.26 13.69 36.77 0.00 119 40 Peak 4 5927.43 58.23 68.20 -9.97 47.04 34.25 13.71 36.77 0.00 119 40 Peak	Blank

Mode	77	
	Harmonic	
	U-NII-3_5.725-5.85_802.11be EHT40_CH151_Full RU_5755MHz	
ANT	3+4	
Pol.	Horizontal	Vertical
Peak Avg	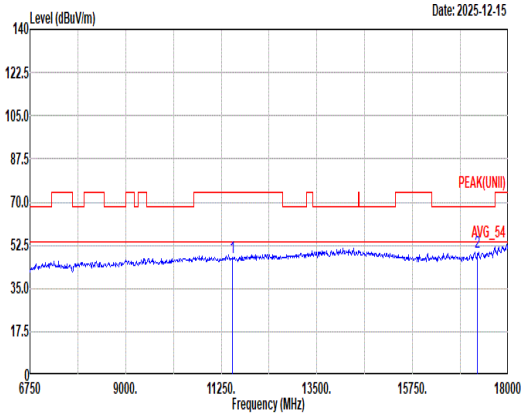 Site : 03CH15-HY Condition: PEAK(UNII) 3m 9120D-02294_250606 HORIZONTAL 1 11510.00 47.65 74.00 -26.35 46.19 38.96 19.34 57.42 0.58 -- -- Peak 2 17265.00 49.68 68.20 -18.52 46.09 38.47 23.91 59.23 0.44 -- -- Peak	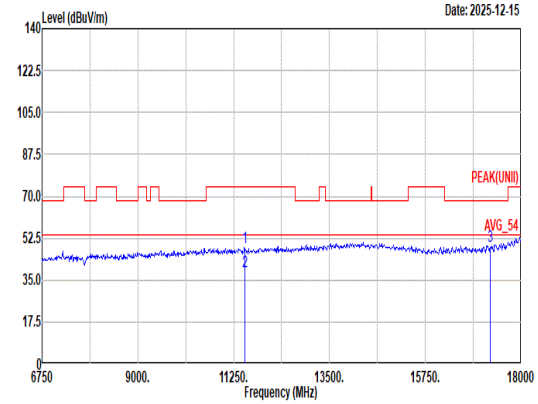 Site : 03CH15-HY Condition: PEAK(UNII) 3m 9120D-02294_250606 VERTICAL 1 11510.00 48.53 74.00 -25.47 47.07 38.96 19.34 57.42 0.58 -- -- Peak 2 11510.00 38.49 54.00 -15.51 37.03 38.96 19.34 57.42 0.58 -- -- Average 3 17265.00 49.35 68.20 -18.85 45.76 38.47 23.91 59.23 0.44 -- -- Peak

Mode	77	
	Harmonic	
	U-NII-3_5.725-5.85_802.11be EHT40_CH151_Full RU_5755MHz	
ANT	3+4	
Pol.	Horizontal	Vertical
14.47G ~14.5G Avg	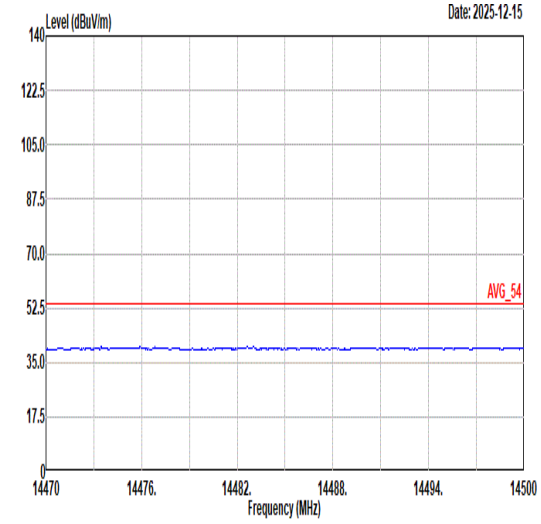 Site : 03CH15-HY Condition: AVG_54 3m 9120D-02294_250606 HORIZONTAL	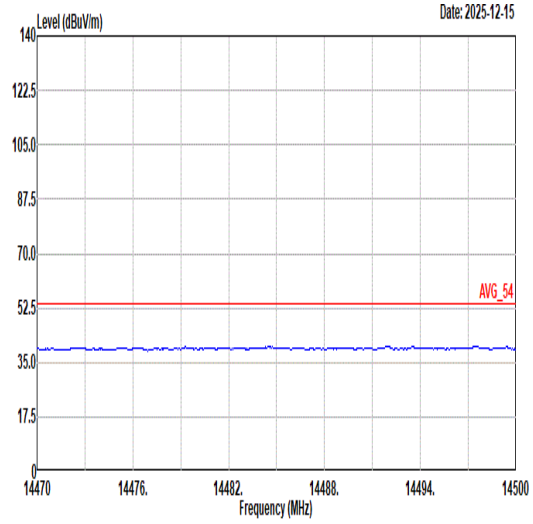 Site : 03CH15-HY Condition: AVG_54 3m 9120D-02294_250606 VERTICAL
17.7G ~18G Avg	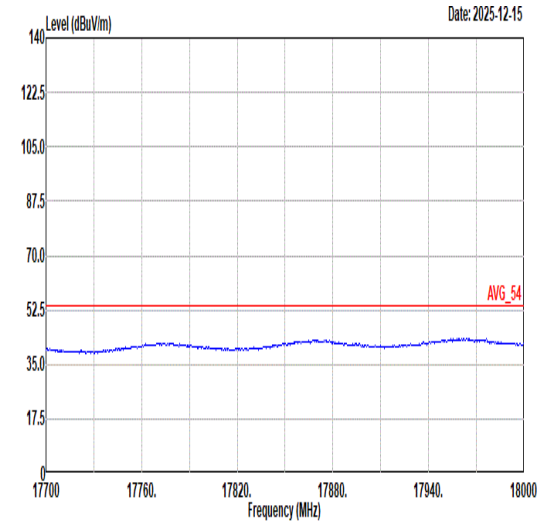 Site : 03CH15-HY Condition: AVG_54 3m 9120D-02294_250606 HORIZONTAL	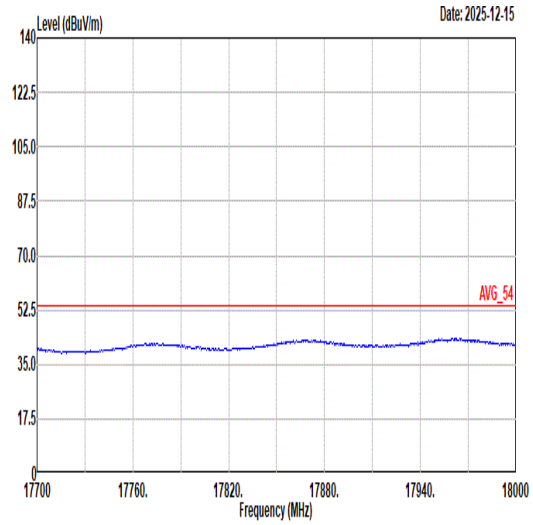 Site : 03CH15-HY Condition: AVG_54 3m 9120D-02294_250606 VERTICAL

Mode	78
	Band Edge - L
	U-NII-3_5.725-5.85_802.11be EHT40_CH159_Full RU_5795MHz
ANT	3+4

Pol.	Horizontal	Fundamental
Peak	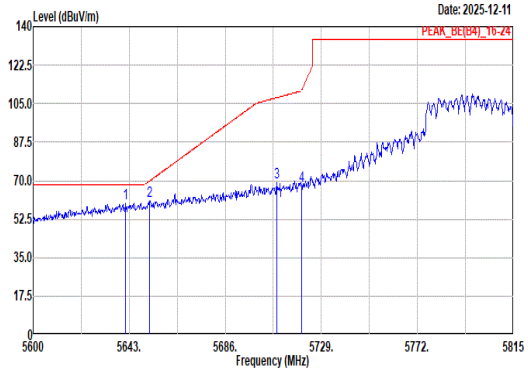 Site : 03CH15-HY Condition: PEAK_BE(B4)_16-24 3m 9120D-02294_250606 HORIZONTAL : RBW:1000.000kHz VBW:3000.000kHz SWT:Auto Freq Level Limit Line Margin Read Level Ant Factor Cable Loss Preamp Factor Aux Factor APos TPos Remark MHz dBuV/m dBuV/m dB dBuV dB/m dB dB dB cm deg 1 5641.50 59.96 68.20 -8.24 50.37 33.15 13.24 36.80 0.00 109 0 Peak 2 5652.25 60.57 69.87 -9.30 50.89 33.22 13.26 36.80 0.00 109 0 Peak 3 5709.01 69.25 107.72 -38.47 58.96 33.74 13.34 36.79 0.00 109 0 Peak 4 5720.19 67.75 111.22 -43.47 57.41 33.78 13.35 36.79 0.00 109 0 Peak	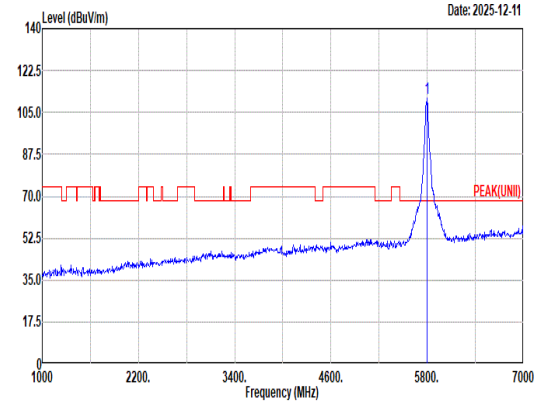 Site : 03CH15-HY Condition: PEAK(UNII) 3m 9120D-02294_250606 HORIZONTAL : RBW:1000.000kHz VBW:3000.000kHz SWT:Auto Freq Level Limit Line Margin Read Level Ant Factor Cable Loss Preamp Factor Aux Factor APos TPos Remark MHz dBuV/m dBuV/m dB dBuV dB/m dB dB dB cm deg 1 5795.00 110.99 ------ ------ 100.20 34.10 13.47 36.78 0.00 109 0 Peak
Avg	Blank	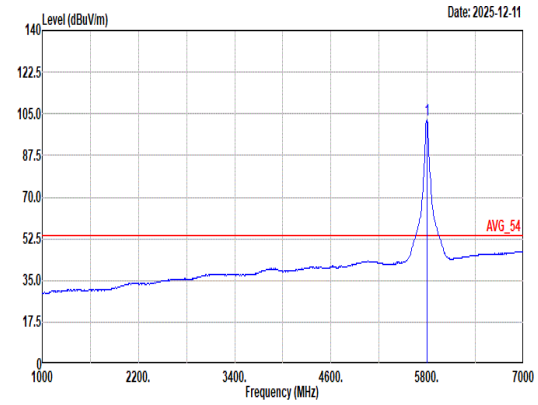 Site : 03CH15-HY Condition: AVG_54 3m 9120D-02294_250606 HORIZONTAL : RBW:1000.000kHz VBW:0.010kHz SWT:Auto Freq Level Limit Line Margin Read Level Ant Factor Cable Loss Preamp Factor Aux Factor APos TPos Remark MHz dBuV/m dBuV/m dB dBuV dB/m dB dB dB cm deg 1 5795.00 102.53 ------ ------ 91.74 34.10 13.47 36.78 0.00 109 0 Average

Mode	78	
	Band Edge - R	
	U-NII-3_5.725-5.85_802.11be EHT40_CH159_Full RU_5795MHz	
ANT	3+4	
Pol.	Horizontal	Fundamental
Peak	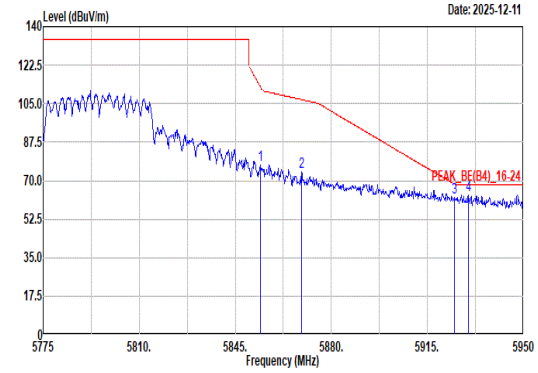 Site : 03CH15-HY Condition: PEAK_BE(B4)_16-24 3m 9120D-02294_250606 HORIZONTAL : RBW:1000.000kHz VBW:3000.000kHz SWT:Auto Limit Read Ant Cable Preamp Aux APos TPos Freq Level Line Margin Level Factor Loss Factor Factor Remark MHz dBuV/m dBuV/m dB dBuV dB/m dB dB dB cm deg 1 5854.28 77.30 112.45 -35.15 66.39 34.12 13.57 36.78 0.00 109 0 Peak 2 5869.15 74.10 106.84 -32.74 63.10 34.18 13.60 36.78 0.00 109 0 Peak 3 5924.98 62.14 68.22 -6.08 50.96 34.25 13.70 36.77 0.00 109 0 Peak 4 5929.88 63.47 68.20 -4.73 52.29 34.24 13.71 36.77 0.00 109 0 Peak	Blank

Mode	78
	Band Edge - L
	U-NII-3_5.725-5.85_802.11be EHT40_CH159_Full RU_5795MHz
ANT	3+4

Pol.	Vertical	Fundamental
Peak	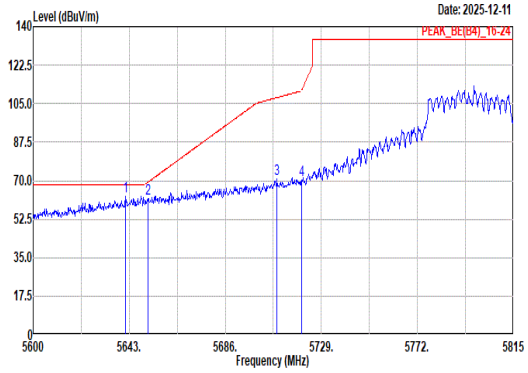 Site : 03CH15-HY Condition: PEAK_BE(B4)_16-24 3m 9120D-02294_250606 VERTICAL : RBW:1000.000kHz VBW:3000.000kHz SWT:Auto Freq Level Limit Line Margin Read Level Ant Factor Cable Loss Preamp Factor Aux Factor APos TPos Remark MHz dBuV/m dBuV/m dB dBuV dB/m dB dB dB cm deg 1 5641.50 62.98 68.20 -5.22 53.39 33.15 13.24 36.80 0.00 119 34 Peak 2 5651.39 61.99 69.23 -7.24 52.33 33.21 13.25 36.80 0.00 119 34 Peak 3 5709.22 70.73 107.78 -37.05 60.44 33.74 13.34 36.79 0.00 119 34 Peak 4 5720.19 70.39 111.22 -40.83 60.05 33.78 13.35 36.79 0.00 119 34 Peak	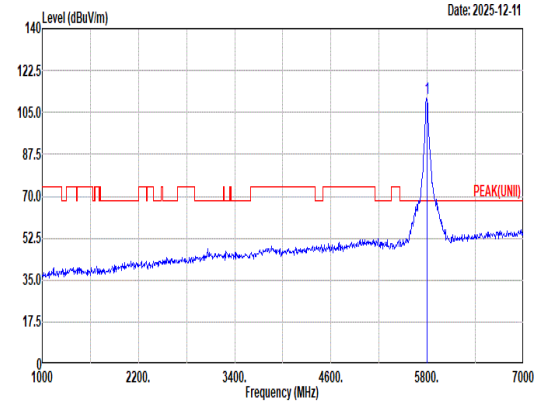 Site : 03CH15-HY Condition: PEAK(UNII) 3m 9120D-02294_250606 VERTICAL : RBW:1000.000kHz VBW:3000.000kHz SWT:Auto Freq Level Limit Line Margin Read Level Ant Factor Cable Loss Preamp Factor Aux Factor APos TPos Remark MHz dBuV/m dBuV/m dB dBuV dB/m dB dB dB cm deg 1 5795.00 111.15 ------ ------ 100.44 34.05 13.45 36.79 0.00 119 34 Peak
Avg	Blank	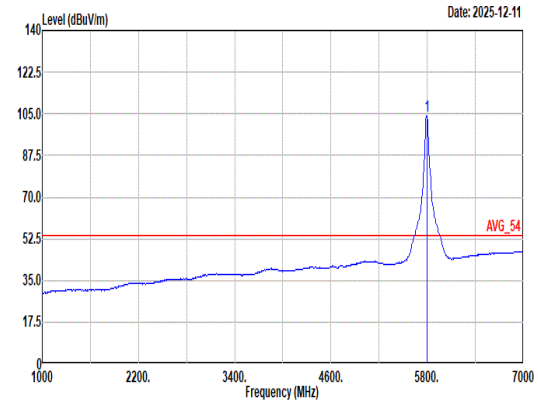 Site : 03CH15-HY Condition: AVG_54 3m 9120D-02294_250606 VERTICAL : RBW:1000.000kHz VBW:0.010kHz SWT:Auto Freq Level Limit Line Margin Read Level Ant Factor Cable Loss Preamp Factor Aux Factor APos TPos Remark MHz dBuV/m dBuV/m dB dBuV dB/m dB dB dB cm deg 1 5795.00 104.18 ------ ------ 93.47 34.05 13.45 36.79 0.00 119 34 Average

Mode	78	
	Band Edge - R	
	U-NII-3_5.725-5.85_802.11be EHT40_CH159_Full RU_5795MHz	
ANT	3+4	
Pol.	Vertical	Fundamental
Peak	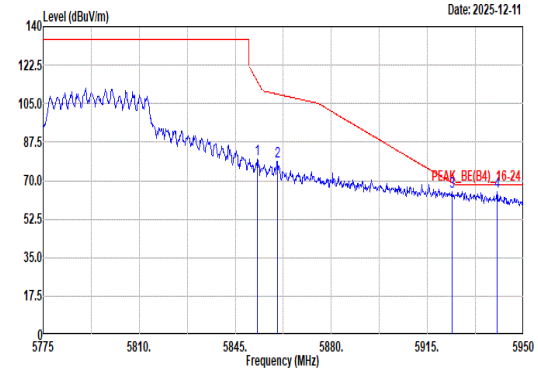 Site : 03CH15-HY Condition: PEAK_BE(B4)_16-24 3m 9120D-02294_250606 VERTICAL : RBW:1000.000kHz VBW:3000.000kHz SWT:Auto Limit Read Ant Cable Preamp Aux APos TPos Freq Level Line Margin Level Factor Loss Factor Factor Remark MHz dBuV/m dBuV/m dB dBuV dB/m dB dB dB cm deg 1 5853.05 79.75 115.24 -35.49 68.85 34.11 13.57 36.78 0.00 119 34 Peak 2 5860.40 78.77 109.29 -30.52 67.83 34.14 13.58 36.78 0.00 119 34 Peak 3 5924.10 64.80 68.86 -4.06 53.62 34.25 13.70 36.77 0.00 119 34 Peak 4 5940.38 64.86 68.20 -3.34 53.68 34.22 13.73 36.77 0.00 119 34 Peak	Blank

Mode	78	
	Harmonic	
	U-NII-3_5.725-5.85_802.11be EHT40_CH159_Full RU_5795MHz	
ANT	3+4	
Pol.	Horizontal	Vertical
Peak Avg	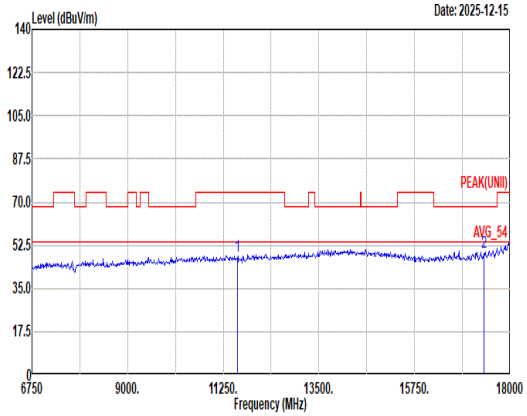 Site : 03CH15-HY Condition: PEAK(UNII) 3m 9120D-02294_250606 HORIZONTAL Freq Level Limit Line Margin Read Level Ant Factor Cable Loss Preamp Factor Aux Factor APos TPos Remark MHz dBuV/m dBuV/m dB dBuV dB/m dB dB dB cm deg 1 11590.00 47.93 74.00 -26.07 46.68 38.64 19.42 57.38 0.57 -- -- Peak 2 17385.00 49.54 68.20 -18.66 45.53 38.76 23.99 59.18 0.44 -- -- Peak	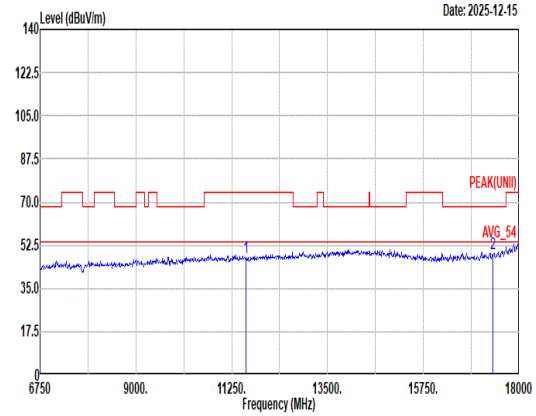 Site : 03CH15-HY Condition: PEAK(UNII) 3m 9120D-02294_250606 VERTICAL Freq Level Limit Line Margin Read Level Ant Factor Cable Loss Preamp Factor Aux Factor APos TPos Remark MHz dBuV/m dBuV/m dB dBuV dB/m dB dB dB cm deg 1 11590.00 47.76 74.00 -26.24 46.51 38.64 19.42 57.38 0.57 -- -- Peak 2 17385.00 49.27 68.20 -18.93 45.26 38.76 23.99 59.18 0.44 -- -- Peak

Mode	78	
	Harmonic	
	U-NII-3_5.725-5.85_802.11be EHT40_CH159_Full RU_5795MHz	
ANT	3+4	
Pol.	Horizontal	Vertical
14.47G ~14.5G Avg	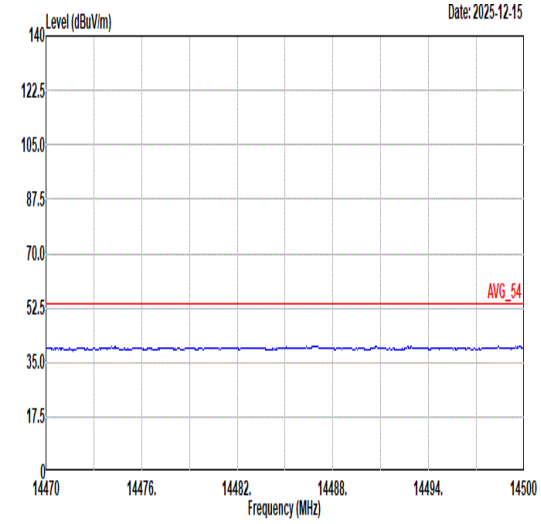	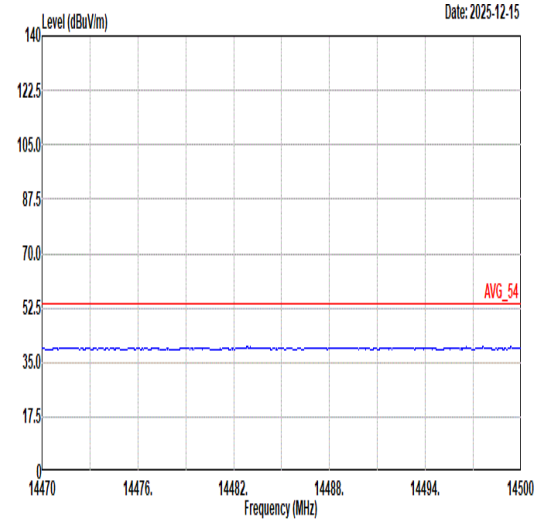
17.7G ~18G Avg	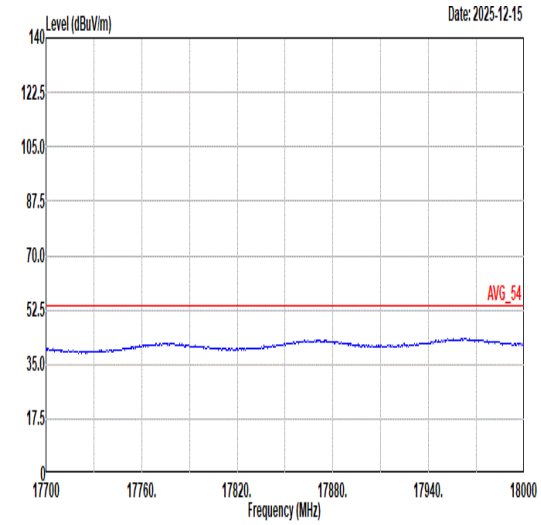	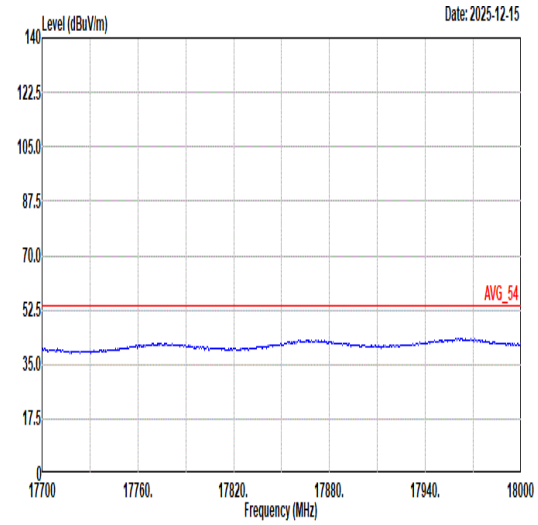

Mode	79
	Band Edge - L
	U-NII-3_5.725-5.85_802.11be EHT80_CH155_Full RU_5775MHz
ANT	3+4

Pol.	Horizontal	Fundamental
Peak	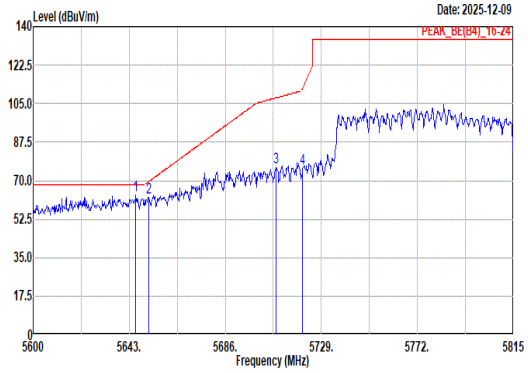 Site : 03CH15-HY Condition: PEAK_BE(B4)_16-24 3m 9120D-02294_250606 HORIZONTAL : RBW:1000.000kHz VBW:3000.000kHz SWT:Auto Freq Level Limit Line Margin Read Level Ant Factor Cable Loss Preamp Factor Aux Factor APos TPos Remark MHz dBuV/m dBuV/m dB dBuV dB/m dB dB dB cm deg 1 5646.01 63.40 68.20 -4.80 53.77 33.18 13.25 36.80 0.00 162 15 Peak 2 5651.60 62.45 69.39 -6.94 52.78 33.22 13.25 36.80 0.00 162 15 Peak 3 5708.58 76.28 107.60 -31.32 66.00 33.73 13.34 36.79 0.00 162 15 Peak 4 5720.62 75.56 112.20 -36.64 65.22 33.78 13.35 36.79 0.00 162 15 Peak	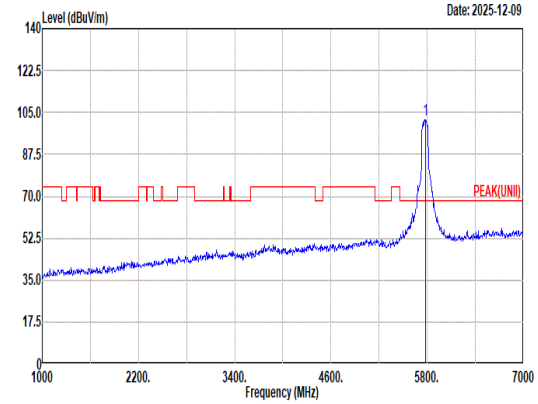 Site : 03CH15-HY Condition: PEAK(UNII) 3m 9120D-02294_250606 HORIZONTAL : RBW:1000.000kHz VBW:3000.000kHz SWT:Auto Freq Level Limit Line Margin Read Level Ant Factor Cable Loss Preamp Factor Aux Factor APos TPos Remark MHz dBuV/m dBuV/m dB dBuV dB/m dB dB dB cm deg 1 5775.00 102.16 ------ ------ 91.54 33.98 13.43 36.79 0.00 162 15 Peak
Avg	Blank	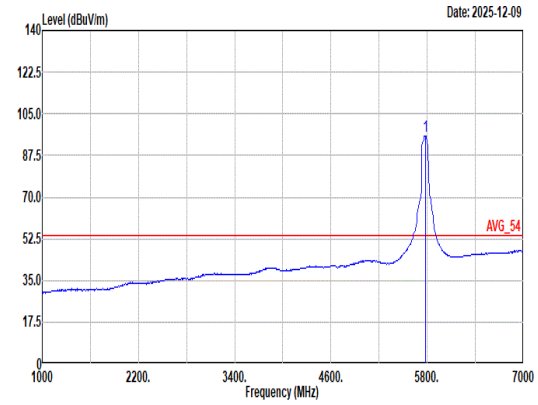 Site : 03CH15-HY Condition: AVG_54 3m 9120D-02294_250606 HORIZONTAL : RBW:1000.000kHz VBW:1.500kHz SWT:Auto Freq Level Limit Line Margin Read Level Ant Factor Cable Loss Preamp Factor Aux Factor APos TPos Remark MHz dBuV/m dBuV/m dB dBuV dB/m dB dB dB cm deg 1 5775.00 95.65 ------ ------ 84.97 34.03 13.44 36.79 0.00 162 15 Average

Mode	79	
	Band Edge - R	
	U-NII-3_5.725-5.85_802.11be EHT80_CH155_Full RU_5775MHz	
ANT	3+4	
Pol.	Horizontal	Fundamental
Peak	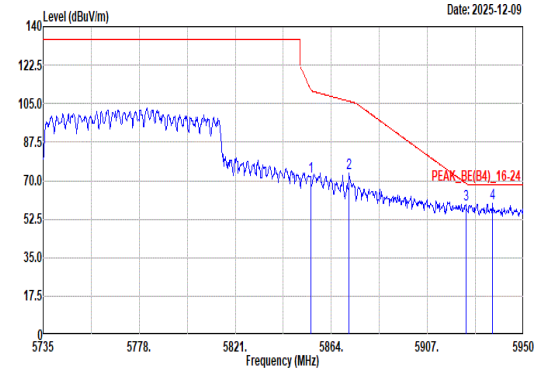 Site : 03CH15-HY Condition: PEAK_BE(B4)_16-24 3m 9120D-02294_250606 HORIZONTAL : RBW:1000.000kHz VBW:3000.000kHz SWT:Auto Limit Read Ant Cable Preamp Aux APos TPos Freq Level Line Margin Level Factor Loss Factor Factor Remark MHz dBuV/m dBuV/m dB dBuV dB/m dB dB dB cm deg 1 5854.76 71.97 111.36 -39.39 61.06 34.12 13.57 36.78 0.00 162 15 Peak 2 5871.96 73.34 106.05 -32.71 62.33 34.19 13.60 36.78 0.00 162 15 Peak 3 5924.20 59.14 68.79 -9.65 47.96 34.25 13.70 36.77 0.00 162 15 Peak 4 5936.24 59.80 68.20 -8.40 48.62 34.23 13.72 36.77 0.00 162 15 Peak	Blank

Mode	79
	Band Edge - L
	U-NII-3_5.725-5.85_802.11be EHT80_CH155_Full RU_5775MHz
ANT	3+4

Pol.	Vertical	Fundamental
Peak	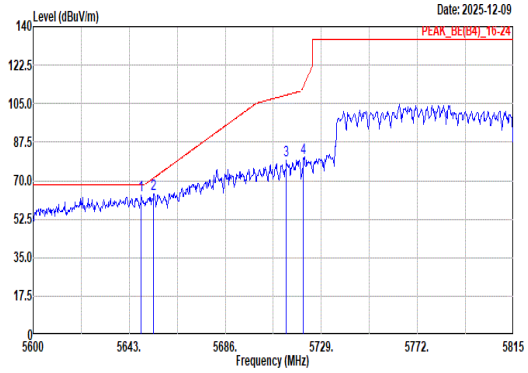 Site : 03CH15-HY Condition: PEAK_BE(B4)_16-24 3m 9120D-02294_250606 VERTICAL : RBW:1000.000kHz VBW:3000.000kHz SWT:Auto Freq Level Limit Line Margin Read Level Ant Factor Cable Loss Preamp Factor Aux Factor APos TPos Remark MHz dBuV/m dBuV/m dB dBuV dB/m dB dB dB cm deg 1 5648.38 63.33 68.20 -4.87 53.69 33.19 13.25 36.80 0.00 200 34 Peak 2 5653.97 63.80 71.15 -7.35 54.10 33.24 13.26 36.80 0.00 200 34 Peak 3 5713.31 79.18 108.93 -29.75 68.88 33.75 13.34 36.79 0.00 200 34 Peak 4 5721.05 80.39 113.18 -32.79 70.04 33.78 13.36 36.79 0.00 200 34 Peak	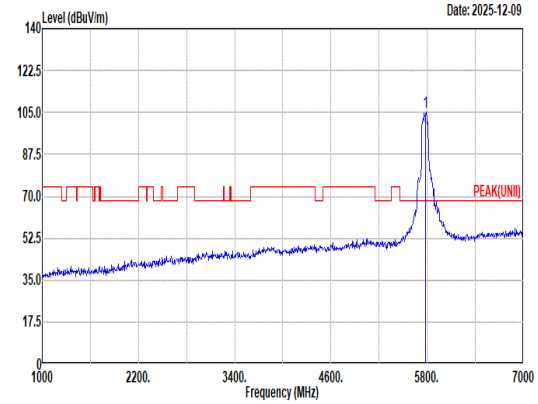 Site : 03CH15-HY Condition: PEAK(UNII) 3m 9120D-02294_250606 VERTICAL : RBW:1000.000kHz VBW:3000.000kHz SWT:Auto Freq Level Limit Line Margin Read Level Ant Factor Cable Loss Preamp Factor Aux Factor APos TPos Remark MHz dBuV/m dBuV/m dB dBuV dB/m dB dB dB cm deg 1 5775.00 105.04 ------ ------ 94.33 34.05 13.45 36.79 0.00 200 34 Peak
Avg	Blank	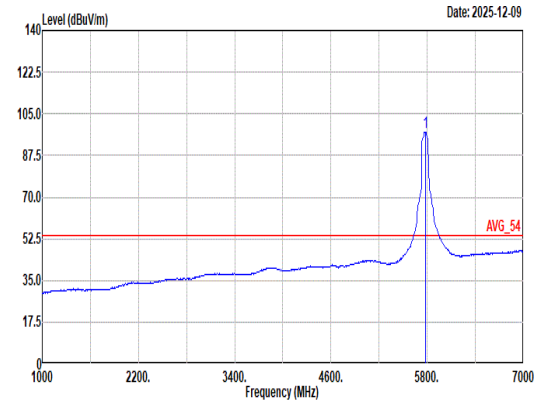 Site : 03CH15-HY Condition: AVG_54 3m 9120D-02294_250606 VERTICAL : RBW:1000.000kHz VBW:1.500kHz SWT:Auto Freq Level Limit Line Margin Read Level Ant Factor Cable Loss Preamp Factor Aux Factor APos TPos Remark MHz dBuV/m dBuV/m dB dBuV dB/m dB dB dB cm deg 1 5775.00 97.12 ------ ------ 86.41 34.05 13.45 36.79 0.00 200 34 Average

Mode	79	
	Band Edge - R	
	U-NII-3_5.725-5.85_802.11be EHT80_CH155_Full RU_5775MHz	
ANT	3+4	
Pol.	Vertical	Fundamental
Peak	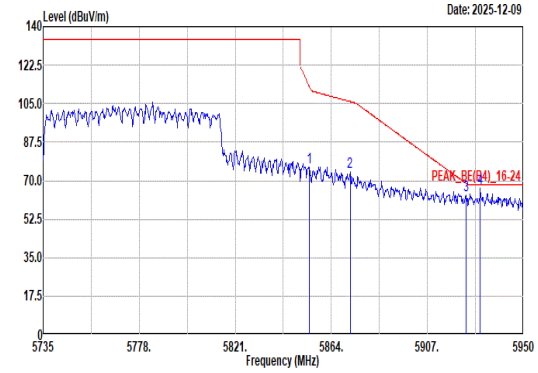 Site : 03CH15-HY Condition: PEAK_BE(B4)_16-24 3m 9120D-02294_250606 VERTICAL : RBW:1000.000kHz VBW:3000.000kHz SWT:Auto Limit Read Ant Cable Preamp Aux APos TPos Freq Level Line Margin Level Factor Loss Factor Factor Remark MHz dBuV/m dBuV/m dB dBuV dB/m dB dB dB cm deg 1 5854.11 76.12 112.83 -36.71 65.21 34.12 13.57 36.78 0.00 200 34 Peak 2 5872.39 73.87 105.93 -32.06 62.86 34.19 13.60 36.78 0.00 200 34 Peak 3 5924.42 63.28 68.63 -5.35 52.10 34.25 13.70 36.77 0.00 200 34 Peak 4 5930.65 66.69 68.20 -1.51 55.51 34.24 13.71 36.77 0.00 200 34 Peak	Blank

Mode	79	
	Harmonic	
	U-NII-3_5.725-5.85_802.11be EHT80_CH155_Full RU_5775MHz	
ANT	3+4	
Pol.	Horizontal	Vertical
Peak Avg	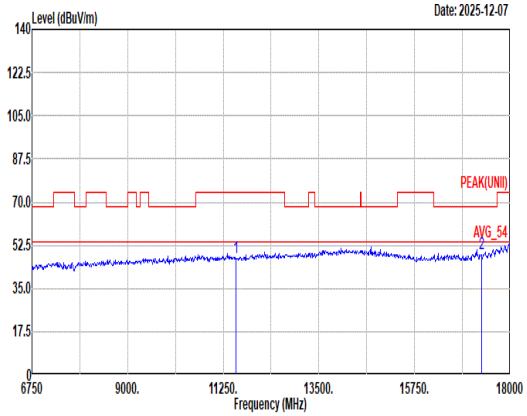 Site : 03CH15-HY Condition: PEAK(UNII) 3m 9120D-02294_250606 HORIZONTAL Freq Level Limit Line Margin Read Level Ant Factor Cable Loss Preamp Factor Aux Factor APos TPos Remark MHz dBuV/m dBuV/m dB dBuV dB/m dB dB dB cm deg 1 11550.00 47.77 74.00 -26.23 46.42 38.80 19.38 57.40 0.57 -- -- Peak 2 17325.00 49.29 68.20 -18.91 45.53 38.58 23.95 59.21 0.44 -- -- Peak	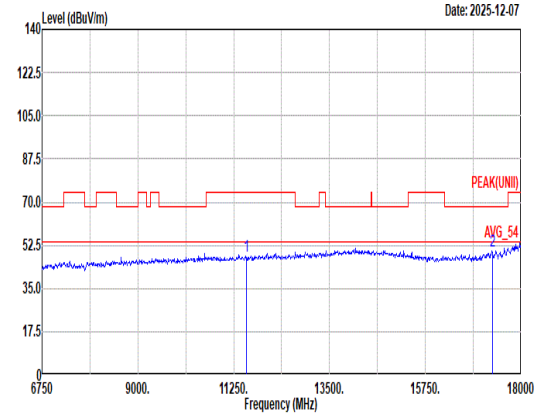 Site : 03CH15-HY Condition: PEAK(UNII) 3m 9120D-02294_250606 VERTICAL Freq Level Limit Line Margin Read Level Ant Factor Cable Loss Preamp Factor Aux Factor APos TPos Remark MHz dBuV/m dBuV/m dB dBuV dB/m dB dB dB cm deg 1 11550.00 47.94 74.00 -26.06 46.59 38.80 19.38 57.40 0.57 -- -- Peak 2 17325.00 50.16 68.20 -18.04 46.40 38.58 23.95 59.21 0.44 -- -- Peak

Mode	79	
	Harmonic	
	U-NII-3_5.725-5.85_802.11be EHT80_CH155_Full RU_5775MHz	
ANT	3+4	
Pol.	Horizontal	Vertical
14.47G ~14.5G Avg	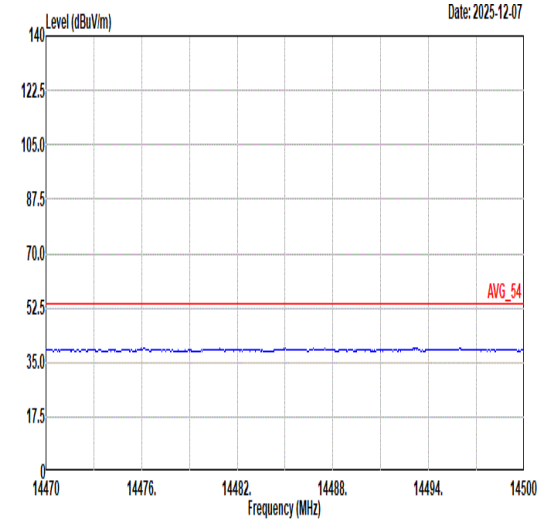 Site : 03CH15-HY Condition: AVG_54 3m 9120D-02294_250606 HORIZONTAL	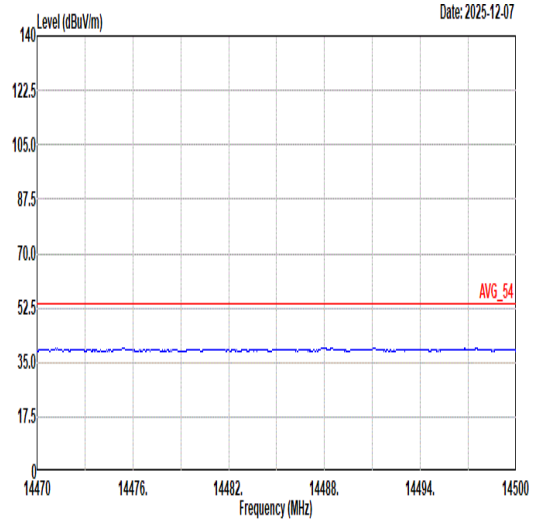 Site : 03CH15-HY Condition: AVG_54 3m 9120D-02294_250606 VERTICAL
17.7G ~18G Avg	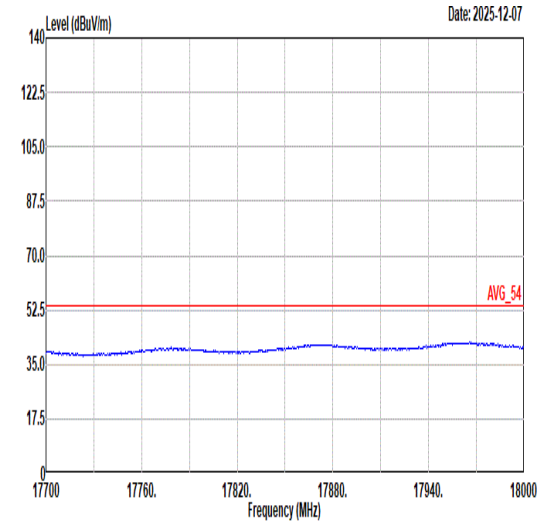 Site : 03CH15-HY Condition: AVG_54 3m 9120D-02294_250606 HORIZONTAL	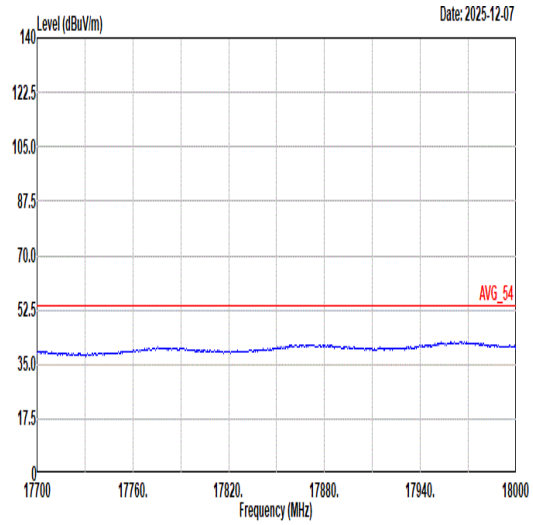 Site : 03CH15-HY Condition: AVG_54 3m 9120D-02294_250606 VERTICAL

Mode	92	
	Band Edge	
	U-NII-3_5.725-5.85_802.11be EHT20_CH149_Partial_26/0RU _5745MHz	
ANT	3+4	
Pol.	Horizontal	Fundamental
Peak	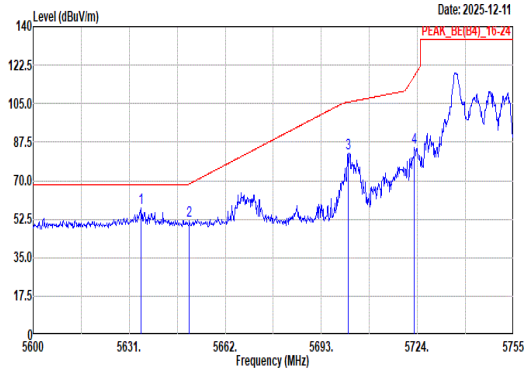 Site : 03CH15-HY Condition: PEAK_BE(B4)_16-24 3m 9120D-02294_250606 HORIZONTAL : RBW:1000.000kHz VBW:3000.000kHz SWT:Auto Freq Level Limit Line Margin Read Level Ant Factor Cable Loss Preamp Factor Aux Factor APos TPos Remark MHz dBuV/m dBuV/m dB dBuV dB/m dB dB dB cm deg 1 5634.72 57.81 68.20 -10.39 48.27 33.11 13.23 36.80 0.00 131 24 Peak 2 5650.38 52.02 68.48 -16.46 42.37 33.20 13.25 36.80 0.00 131 24 Peak 3 5701.68 82.43 105.67 -23.24 72.19 33.71 13.33 36.80 0.00 131 24 Peak 4 5723.07 84.88 117.80 -32.92 74.52 33.79 13.36 36.79 0.00 131 24 Peak	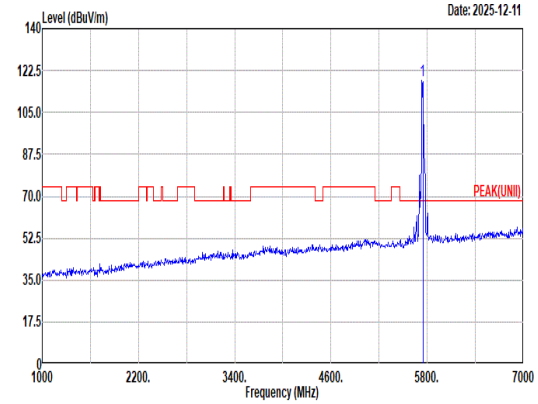 Site : 03CH15-HY Condition: PEAK(UNII) 3m 9120D-02294_250606 HORIZONTAL : RBW:1000.000kHz VBW:3000.000kHz SWT:Auto Freq Level Limit Line Margin Read Level Ant Factor Cable Loss Preamp Factor Aux Factor APos TPos Remark MHz dBuV/m dBuV/m dB dBuV dB/m dB dB dB cm deg 1 5745.00 118.25 ------ ------ 107.83 33.84 13.37 36.79 0.00 131 24 Peak
Avg	Blank	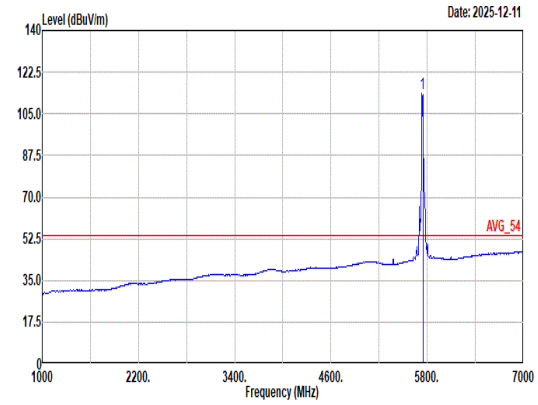 Site : 03CH15-HY Condition: AVG_54 3m 9120D-02294_250606 HORIZONTAL : RBW:1000.000kHz VBW:0.680kHz SWT:Auto Freq Level Limit Line Margin Read Level Ant Factor Cable Loss Preamp Factor Aux Factor APos TPos Remark MHz dBuV/m dBuV/m dB dBuV dB/m dB dB dB cm deg 1 5745.00 113.60 ------ ------ 103.18 33.84 13.37 36.79 0.00 131 24 Average

Mode	92	
	Band Edge	
	U-NII-3_5.725-5.85_802.11be EHT20_CH149_Partial_26/0RU _5745MHz	
ANT	3+4	
Pol.	Vertical	Fundamental
Peak	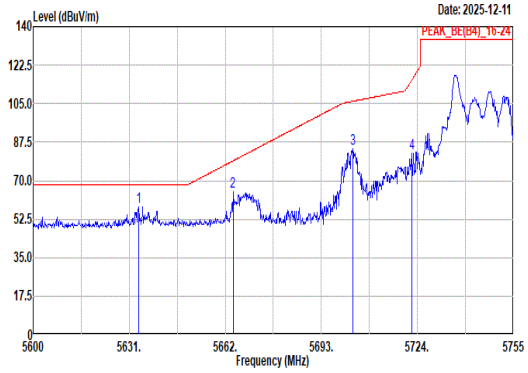 Site : 03CH15-HY Condition: PEAK_BE(B4)_16-24 3m 9120D-02294_250606 VERTICAL : RBW:1000.000kHz VBW:3000.000kHz SWT:Auto Freq Level Limit Line Margin Read Level Ant Factor Cable Loss Preamp Factor Aux Factor APos TPos Remark MHz dBuV/m dBuV/m dB dBuV dB/m dB dB dB cm deg 1 5633.95 58.35 68.20 -9.85 48.82 33.10 13.23 36.80 0.00 100 33 Peak 2 5664.48 64.99 78.95 -13.96 55.18 33.34 13.27 36.80 0.00 100 33 Peak 3 5703.23 84.47 106.11 -21.64 74.23 33.71 13.33 36.80 0.00 100 33 Peak 4 5722.14 82.29 115.68 -33.39 71.93 33.79 13.36 36.79 0.00 100 33 Peak	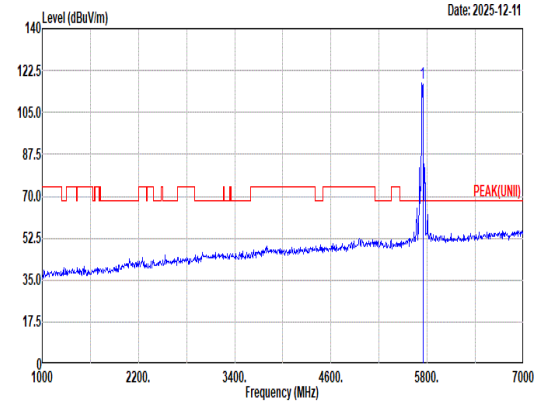 Site : 03CH15-HY Condition: PEAK(UNII) 3m 9120D-02294_250606 VERTICAL : RBW:1000.000kHz VBW:3000.000kHz SWT:Auto Freq Level Limit Line Margin Read Level Ant Factor Cable Loss Preamp Factor Aux Factor APos TPos Remark MHz dBuV/m dBuV/m dB dBuV dB/m dB dB dB cm deg 1 5745.00 117.47 ------ ------ 107.05 33.84 13.37 36.79 0.00 100 33 Peak
Avg	Blank	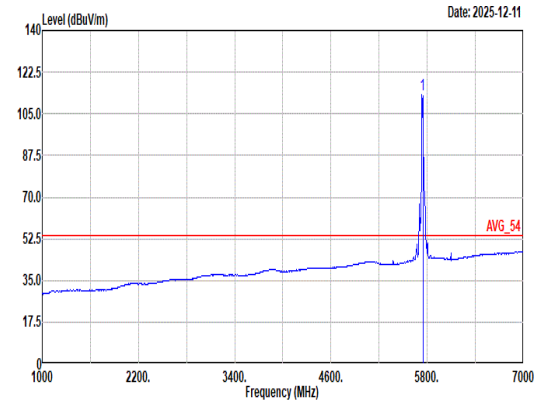 Site : 03CH15-HY Condition: AVG_54 3m 9120D-02294_250606 VERTICAL : RBW:1000.000kHz VBW:0.680kHz SWT:Auto Freq Level Limit Line Margin Read Level Ant Factor Cable Loss Preamp Factor Aux Factor APos TPos Remark MHz dBuV/m dBuV/m dB dBuV dB/m dB dB dB cm deg 1 5745.00 112.82 ------ ------ 102.40 33.84 13.37 36.79 0.00 100 33 Average

Mode	93	
	Band Edge	
	U-NII-3_5.725-5.85_802.11be EHT20_CH149_Partial_52/37RU _5745MHz	
ANT	3+4	
Pol.	Horizontal	Fundamental
Peak	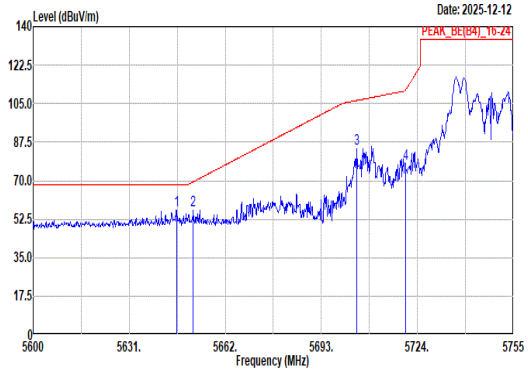 Site : 03CH15-HY Condition: PEAK_BE(B4)_16-24 3m 9120D-02294_250606 HORIZONTAL : RBW:1000.000kHz VBW:3000.000kHz SWT:Auto Freq Level Limit Line Margin Read Level Ant Factor Cable Loss Preamp Factor Aux Factor APos TPos Remark MHz dBuV/m dBuV/m dB dBuV dB/m dB dB dB cm deg 1 5646.35 56.64 68.20 -11.56 47.01 33.18 13.25 36.80 0.00 115 360 Peak 2 5651.62 56.54 69.40 -12.86 46.87 33.22 13.25 36.80 0.00 115 360 Peak 3 5704.47 84.52 106.45 -21.93 74.27 33.72 13.33 36.80 0.00 115 360 Peak 4 5720.13 77.84 111.09 -33.25 67.50 33.78 13.35 36.79 0.00 115 360 Peak	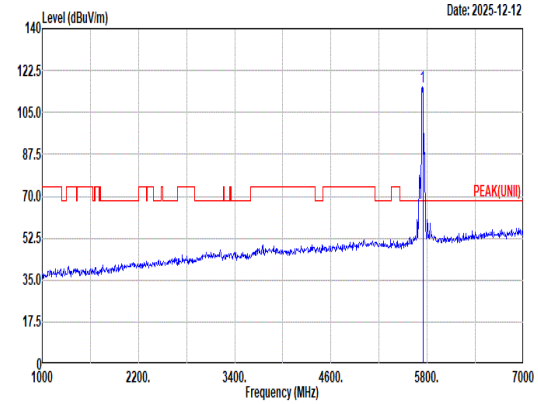 Site : 03CH15-HY Condition: PEAK(UNII) 3m 9120D-02294_250606 HORIZONTAL : RBW:1000.000kHz VBW:3000.000kHz SWT:Auto Freq Level Limit Line Margin Read Level Ant Factor Cable Loss Preamp Factor Aux Factor APos TPos Remark MHz dBuV/m dBuV/m dB dBuV dB/m dB dB dB cm deg 1 5745.00 115.43 ------ ------ 104.98 33.86 13.38 36.79 0.00 115 360 Peak
Avg	Blank	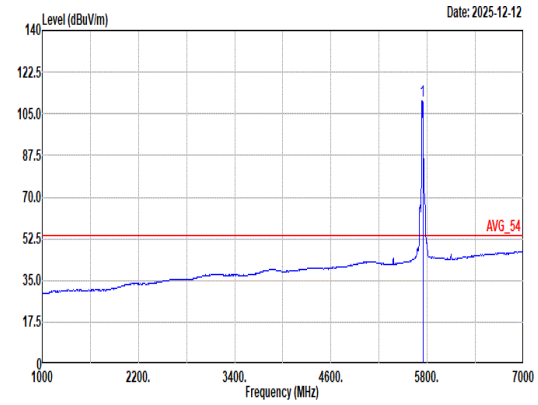 Site : 03CH15-HY Condition: AVG_54 3m 9120D-02294_250606 HORIZONTAL : RBW:1000.000kHz VBW:0.750kHz SWT:Auto Freq Level Limit Line Margin Read Level Ant Factor Cable Loss Preamp Factor Aux Factor APos TPos Remark MHz dBuV/m dBuV/m dB dBuV dB/m dB dB dB cm deg 1 5745.00 110.30 ------ ------ 99.85 33.86 13.38 36.79 0.00 115 360 Average

Mode	93	
	Band Edge	
	U-NII-3_5.725-5.85_802.11be EHT20_CH149_Partial_52/37RU _5745MHz	
ANT	3+4	
Pol.	Vertical	Fundamental
Peak	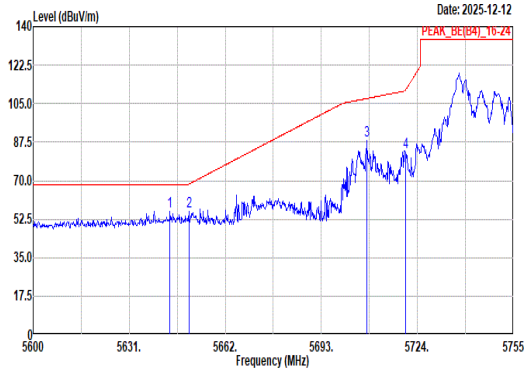 Site : 03CH15-HY Condition: PEAK_BE(B4)_16-24 3m 9120D-02294_250606 VERTICAL : RBW:1000.000kHz VBW:3000.000kHz SWT:Auto Freq Level Limit Line Margin Read Level Ant Factor Cable Loss Preamp Factor Aux Factor APos TPos Remark MHz dBuV/m dBuV/m dB dBuV dB/m dB dB dB cm deg 1 5644.18 56.10 68.20 -12.10 46.49 33.17 13.24 36.80 0.00 145 32 Peak 2 5650.22 56.03 68.36 -12.33 46.38 33.20 13.25 36.80 0.00 145 32 Peak 3 5707.73 88.37 107.37 -19.00 78.10 33.73 13.34 36.80 0.00 145 32 Peak 4 5720.13 82.94 111.09 -28.15 72.60 33.78 13.35 36.79 0.00 145 32 Peak	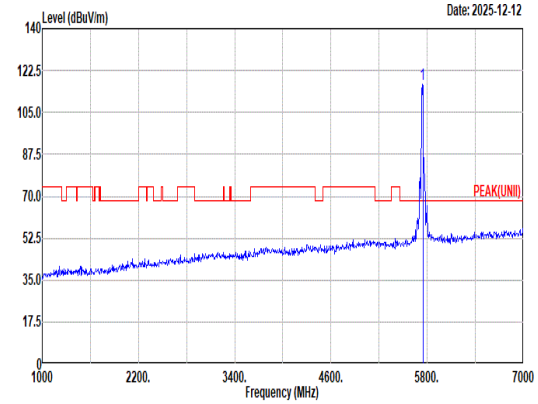 Site : 03CH15-HY Condition: PEAK(UNII) 3m 9120D-02294_250606 VERTICAL : RBW:1000.000kHz VBW:3000.000kHz SWT:Auto Freq Level Limit Line Margin Read Level Ant Factor Cable Loss Preamp Factor Aux Factor APos TPos Remark MHz dBuV/m dBuV/m dB dBuV dB/m dB dB dB cm deg 1 5745.00 116.68 ------ ------ 106.23 33.86 13.38 36.79 0.00 145 32 Peak
Avg	Blank	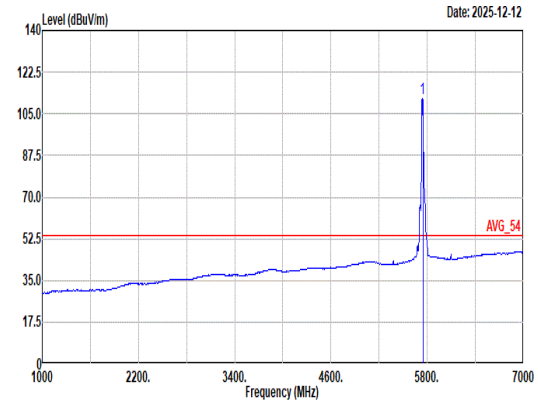 Site : 03CH15-HY Condition: AVG_54 3m 9120D-02294_250606 VERTICAL : RBW:1000.000kHz VBW:0.750kHz SWT:Auto Freq Level Limit Line Margin Read Level Ant Factor Cable Loss Preamp Factor Aux Factor APos TPos Remark MHz dBuV/m dBuV/m dB dBuV dB/m dB dB dB cm deg 1 5745.00 111.73 ------ ------ 101.28 33.86 13.38 36.79 0.00 145 32 Average

Mode	94	
	Band Edge	
	U-NII-3_5.725-5.85_802.11be EHT20_CH149_Partial_106/53RU _5745MHz	
ANT	3+4	
Pol.	Horizontal	Fundamental
Peak	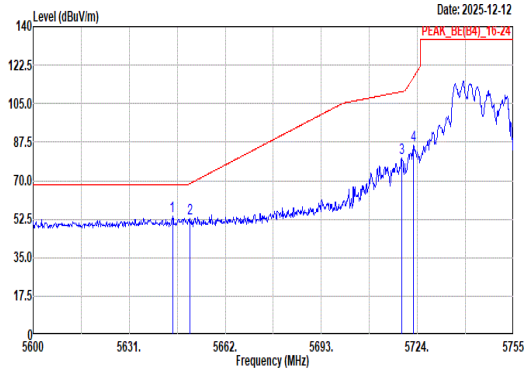 Site : 03CH15-HY Condition: PEAK_BE(B4)_16-24 3m 9120D-02294_250606 HORIZONTAL : RBW:1000.000kHz VBW:3000.000kHz SWT:Auto Freq Level Limit Line Margin Read Level Ant Factor Cable Loss Preamp Factor Aux Factor APos TPos Remark MHz dBuV/m dBuV/m dB dBuV dB/m dB dB dB cm deg 1 5644.95 53.89 68.20 -14.31 44.27 33.17 13.25 36.80 0.00 131 13 Peak 2 5650.69 52.68 68.71 -16.03 43.02 33.21 13.25 36.80 0.00 131 13 Peak 3 5718.89 80.37 110.49 -30.12 70.03 33.78 13.35 36.79 0.00 131 13 Peak 4 5722.61 85.98 116.74 -30.76 75.62 33.79 13.36 36.79 0.00 131 13 Peak	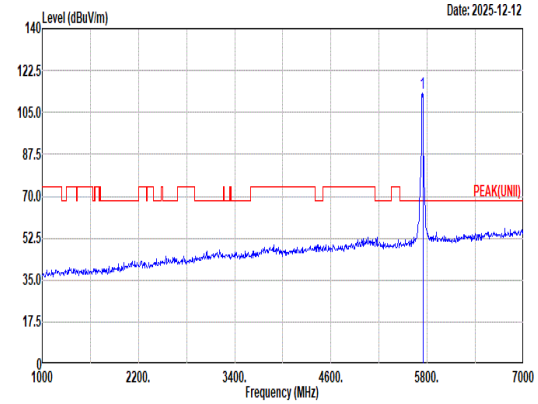 Site : 03CH15-HY Condition: PEAK(UNII) 3m 9120D-02294_250606 HORIZONTAL : RBW:1000.000kHz VBW:3000.000kHz SWT:Auto Freq Level Limit Line Margin Read Level Ant Factor Cable Loss Preamp Factor Aux Factor APos TPos Remark MHz dBuV/m dBuV/m dB dBuV dB/m dB dB dB cm deg 1 5745.00 112.81 ------ ------ 102.36 33.86 13.38 36.79 0.00 131 13 Peak
Avg	Blank	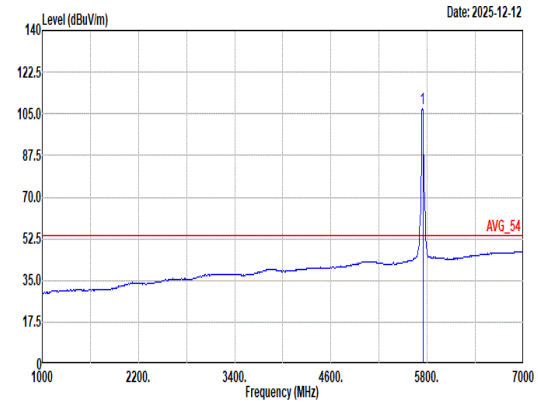 Site : 03CH15-HY Condition: AVG_54 3m 9120D-02294_250606 HORIZONTAL : RBW:1000.000kHz VBW:0.820kHz SWT:Auto Freq Level Limit Line Margin Read Level Ant Factor Cable Loss Preamp Factor Aux Factor APos TPos Remark MHz dBuV/m dBuV/m dB dBuV dB/m dB dB dB cm deg 1 5745.00 107.14 ------ ------ 96.69 33.86 13.38 36.79 0.00 131 13 Average

Mode	94	
	Band Edge	
	U-NII-3_5.725-5.85_802.11be EHT20_CH149_Partial_106/53RU _5745MHz	
ANT	3+4	
Pol.	Vertical	Fundamental
Peak	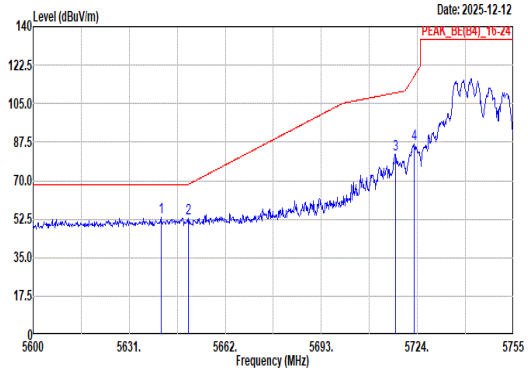 Site : 03CH15-HY Condition: PEAK_BE(B4)_16-24 3m 9120D-02294_250606 VERTICAL : RBW:1000.000kHz VBW:3000.000kHz SWT:Auto Freq Level Limit Line Margin Read Level Ant Factor Cable Loss Preamp Factor Aux Factor APos TPos Remark MHz dBuV/m dBuV/m dB dBuV dB/m dB dB dB cm deg 1 5641.23 53.17 68.20 -15.03 43.58 33.15 13.24 36.80 0.00 125 35 Peak 2 5650.07 52.87 68.25 -15.38 43.22 33.20 13.25 36.80 0.00 125 35 Peak 3 5716.87 81.93 109.92 -27.99 71.60 33.77 13.35 36.79 0.00 125 35 Peak 4 5722.92 86.81 117.45 -30.64 76.45 33.79 13.36 36.79 0.00 125 35 Peak	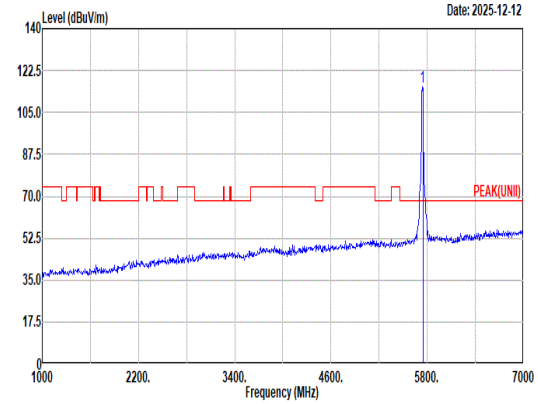 Site : 03CH15-HY Condition: PEAK(UNII) 3m 9120D-02294_250606 VERTICAL : RBW:1000.000kHz VBW:3000.000kHz SWT:Auto Freq Level Limit Line Margin Read Level Ant Factor Cable Loss Preamp Factor Aux Factor APos TPos Remark MHz dBuV/m dBuV/m dB dBuV dB/m dB dB dB cm deg 1 5745.00 115.47 ------ ------ 105.02 33.86 13.38 36.79 0.00 125 35 Peak
Avg	Blank	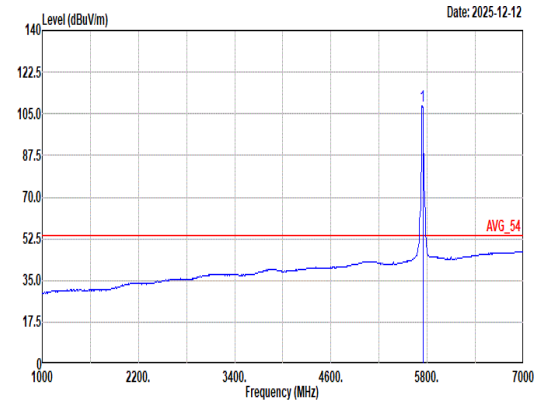 Site : 03CH15-HY Condition: AVG_54 3m 9120D-02294_250606 VERTICAL : RBW:1000.000kHz VBW:0.820kHz SWT:Auto Freq Level Limit Line Margin Read Level Ant Factor Cable Loss Preamp Factor Aux Factor APos TPos Remark MHz dBuV/m dBuV/m dB dBuV dB/m dB dB dB cm deg 1 5745.00 108.49 ------ ------ 98.04 33.86 13.38 36.79 0.00 125 35 Average

Mode	95	
	Band Edge	
	U-NII-3_5.725-5.85_802.11be EHT20_CH165_Partial_26/8RU _5825MHz	
ANT	3+4	
Pol.	Horizontal	Fundamental
Peak	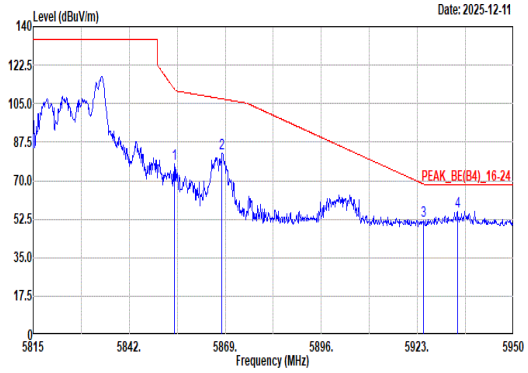 Site : 03CH15-HY Condition: PEAK_BE(B4)_16-24 3m 9120D-02294_250606 HORIZONTAL : RBW:1000.000kHz VBW:3000.000kHz SWT:Auto Freq Level Limit Line Margin Read Level Ant Factor Cable Loss Preamp Factor Aux Factor APos TPos Remark MHz dBuV/m dBuV/m dB dBuV dB/m dB dB dB cm deg 1 5854.69 77.83 111.51 -33.68 66.92 34.12 13.57 36.78 0.00 126 5 Peak 2 5868.06 82.49 107.14 -24.65 71.50 34.17 13.60 36.78 0.00 126 5 Peak 3 5924.76 51.72 68.38 -16.66 40.54 34.25 13.70 36.77 0.00 126 5 Peak 4 5934.21 56.09 68.20 -12.11 44.91 34.23 13.72 36.77 0.00 126 5 Peak	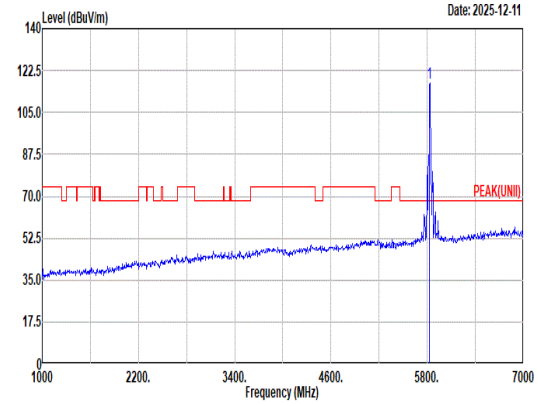 Site : 03CH15-HY Condition: PEAK(UNII) 3m 9120D-02294_250606 HORIZONTAL : RBW:1000.000kHz VBW:3000.000kHz SWT:Auto Freq Level Limit Line Margin Read Level Ant Factor Cable Loss Preamp Factor Aux Factor APos TPos Remark MHz dBuV/m dBuV/m dB dBuV dB/m dB dB dB cm deg 1 5825.00 117.37 ------ ------ 106.51 34.10 13.54 36.78 0.00 126 5 Peak
Avg	Blank	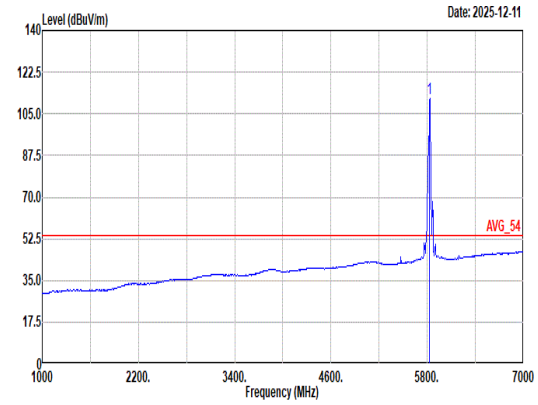 Site : 03CH15-HY Condition: AVG_54 3m 9120D-02294_250606 HORIZONTAL : RBW:1000.000kHz VBW:0.680kHz SWT:Auto Freq Level Limit Line Margin Read Level Ant Factor Cable Loss Preamp Factor Aux Factor APos TPos Remark MHz dBuV/m dBuV/m dB dBuV dB/m dB dB dB cm deg 1 5825.00 111.39 ------ ------ 100.53 34.10 13.54 36.78 0.00 126 5 Average

Mode	95
	Band Edge
	U-NII-3_5.725-5.85_802.11be EHT20_CH165_Partial_26/8RU _5825MHz
ANT	3+4

Pol.	Vertical	Fundamental
Peak	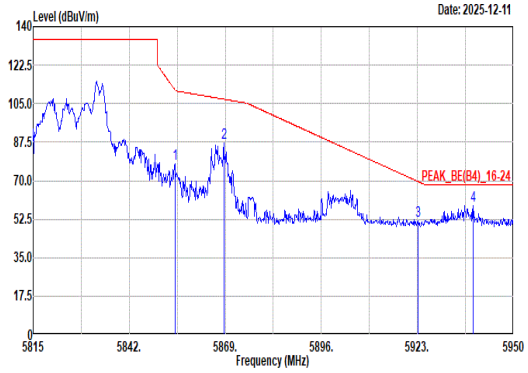 Site : 03CH15-HY Condition: PEAK_BE(B4)_16-24 3m 9120D-02294_250606 VERTICAL : RBW:1000.000kHz VBW:3000.000kHz SWT:Auto Freq Level Limit Line Margin Read Level Ant Factor Cable Loss Preamp Factor Aux Factor APos TPos Remark MHz dBuV/m dBuV/m dB dBuV dB/m dB dB dB cm deg 1 5854.83 77.58 111.20 -33.62 66.67 34.12 13.57 36.78 0.00 200 33 Peak 2 5868.60 86.94 106.99 -20.05 75.95 34.17 13.60 36.78 0.00 200 33 Peak 3 5923.27 52.02 69.47 -17.45 40.84 34.25 13.70 36.77 0.00 200 33 Peak 4 5938.66 58.67 68.20 -9.53 47.49 34.22 13.73 36.77 0.00 200 33 Peak	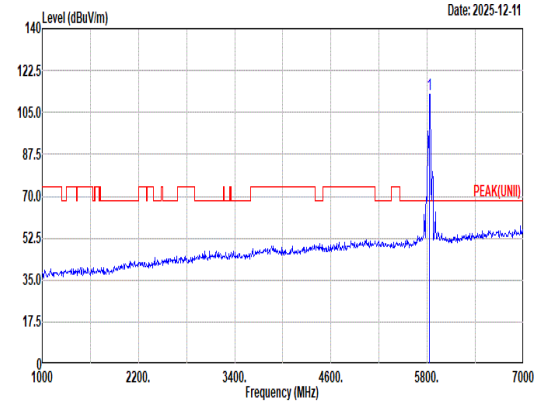 Site : 03CH15-HY Condition: PEAK(UNII) 3m 9120D-02294_250606 VERTICAL : RBW:1000.000kHz VBW:3000.000kHz SWT:Auto Freq Level Limit Line Margin Read Level Ant Factor Cable Loss Preamp Factor Aux Factor APos TPos Remark MHz dBuV/m dBuV/m dB dBuV dB/m dB dB dB cm deg 1 5825.00 112.36 ------ ------ 101.51 34.10 13.53 36.78 0.00 200 33 Peak
Avg	Blank	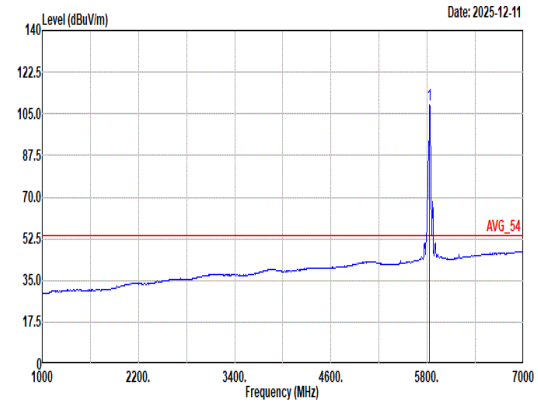 Site : 03CH15-HY Condition: AVG_54 3m 9120D-02294_250606 VERTICAL : RBW:1000.000kHz VBW:0.680kHz SWT:Auto Freq Level Limit Line Margin Read Level Ant Factor Cable Loss Preamp Factor Aux Factor APos TPos Remark MHz dBuV/m dBuV/m dB dBuV dB/m dB dB dB cm deg 1 5825.00 108.63 ------ ------ 97.78 34.10 13.53 36.78 0.00 200 33 Average

Mode	96	
	Band Edge	
	U-NII-3_5.725-5.85_802.11be EHT20_CH165_Partial_52/40RU _5825MHz	
ANT	3+4	
Pol.	Horizontal	Fundamental
Peak	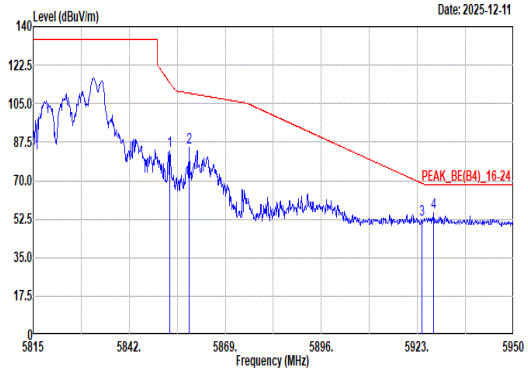 Site : 03CH15-HY Condition: PEAK_BE(B4)_16-24 3m 9120D-02294_250606 HORIZONTAL : RBW:1000.000kHz VBW:3000.000kHz SWT:Auto Freq Level Limit Line Margin Read Level Ant Factor Cable Loss Preamp Factor Aux Factor APos TPos Remark MHz dBuV/m dBuV/m dB dBuV dB/m dB dB dB cm deg 1 5853.48 83.30 114.28 -30.98 72.40 34.11 13.57 36.78 0.00 114 3 Peak 2 5858.74 85.12 109.75 -24.63 74.19 34.13 13.58 36.78 0.00 114 3 Peak 3 5924.35 52.37 68.68 -16.31 41.19 34.25 13.70 36.77 0.00 114 3 Peak 4 5927.59 55.23 68.20 -12.97 44.05 34.24 13.71 36.77 0.00 114 3 Peak	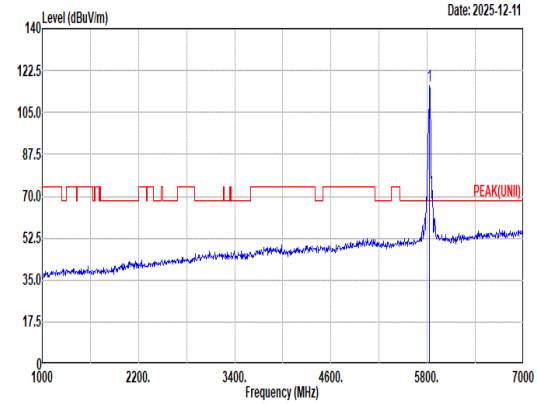 Site : 03CH15-HY Condition: PEAK(UNII) 3m 9120D-02294_250606 HORIZONTAL : RBW:1000.000kHz VBW:3000.000kHz SWT:Auto Freq Level Limit Line Margin Read Level Ant Factor Cable Loss Preamp Factor Aux Factor APos TPos Remark MHz dBuV/m dBuV/m dB dBuV dB/m dB dB dB cm deg 1 5825.00 116.35 ------ ------ 105.50 34.10 13.53 36.78 0.00 114 3 Peak
Avg	Blank	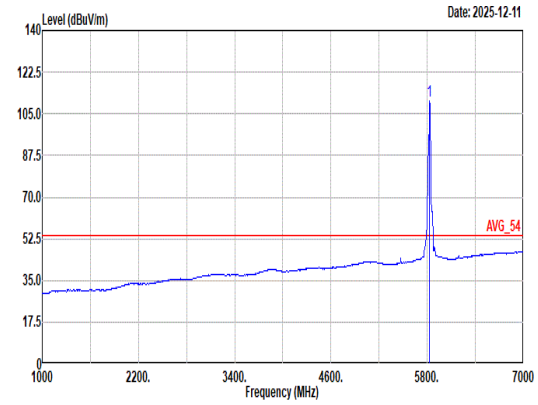 Site : 03CH15-HY Condition: AVG_54 3m 9120D-02294_250606 HORIZONTAL : RBW:1000.000kHz VBW:0.750kHz SWT:Auto Freq Level Limit Line Margin Read Level Ant Factor Cable Loss Preamp Factor Aux Factor APos TPos Remark MHz dBuV/m dBuV/m dB dBuV dB/m dB dB dB cm deg 1 5825.00 110.60 ------ ------ 99.75 34.10 13.53 36.78 0.00 114 3 Average

Mode	96	
	Band Edge	
	U-NII-3_5.725-5.85_802.11be EHT20_CH165_Partial_52/40RU _5825MHz	
ANT	3+4	
Pol.	Vertical	Fundamental
Peak	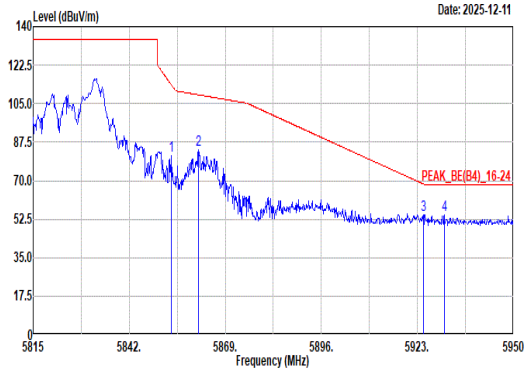 Site : 03CH15-HY Condition: PEAK_BE(B4)_16-24 3m 9120D-02294_250606 VERTICAL : RBW:1000.000kHz VBW:3000.000kHz SWT:Auto Freq Level Limit Line Margin Read Level Ant Factor Cable Loss Preamp Factor Aux Factor APos TPos Remark MHz dBuV/m dBuV/m dB dBuV dB/m dB dB dB cm deg 1 5853.88 81.17 113.35 -32.18 70.26 34.12 13.57 36.78 0.00 281 37 Peak 2 5861.44 83.77 108.99 -25.22 72.82 34.15 13.58 36.78 0.00 281 37 Peak 3 5924.62 54.63 68.48 -13.85 43.45 34.25 13.70 36.77 0.00 281 37 Peak 4 5930.56 54.38 68.20 -13.82 43.20 34.24 13.71 36.77 0.00 281 37 Peak	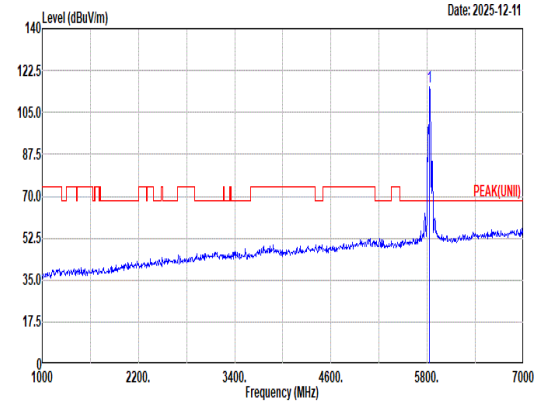 Site : 03CH15-HY Condition: PEAK(UNII) 3m 9120D-02294_250606 VERTICAL : RBW:1000.000kHz VBW:3000.000kHz SWT:Auto Freq Level Limit Line Margin Read Level Ant Factor Cable Loss Preamp Factor Aux Factor APos TPos Remark MHz dBuV/m dBuV/m dB dBuV dB/m dB dB dB cm deg 1 5825.00 115.60 ------ ------ 104.75 34.10 13.53 36.78 0.00 281 37 Peak
Avg	Blank	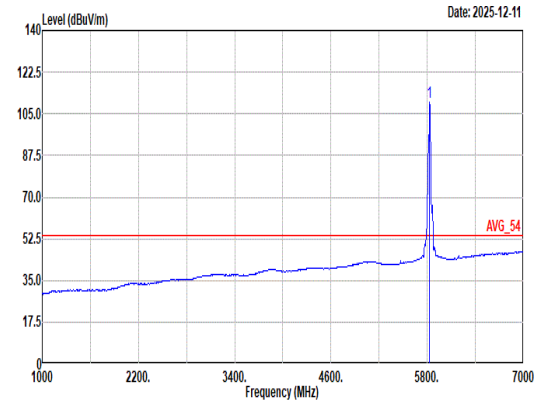 Site : 03CH15-HY Condition: AVG_54 3m 9120D-02294_250606 VERTICAL : RBW:1000.000kHz VBW:0.750kHz SWT:Auto Freq Level Limit Line Margin Read Level Ant Factor Cable Loss Preamp Factor Aux Factor APos TPos Remark MHz dBuV/m dBuV/m dB dBuV dB/m dB dB dB cm deg 1 5825.00 110.05 ------ ------ 99.20 34.10 13.53 36.78 0.00 281 37 Average

Mode	97	
	Band Edge	
	U-NII-3_5.725-5.85_802.11be EHT20_CH165_Partial_106/54RU _5825MHz	
ANT	3+4	
Pol.	Horizontal	Fundamental
Peak	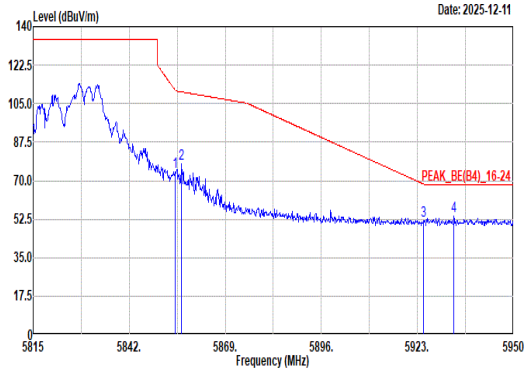 Site : 03CH15-HY Condition: PEAK_BE(B4)_16-24 3m 9120D-02294_250606 HORIZONTAL : RBW:1000.000kHz VBW:3000.000kHz SWT:Auto Freq Level Limit Line Margin Read Level Ant Factor Cable Loss Preamp Factor Aux Factor APos TPos Remark MHz dBuV/m dBuV/m dB dBuV dB/m dB dB dB cm deg 1 5854.96 73.70 110.89 -37.19 62.79 34.12 13.57 36.78 0.00 101 360 Peak 2 5856.72 77.41 110.32 -32.91 66.49 34.13 13.57 36.78 0.00 101 360 Peak 3 5924.76 51.58 68.38 -16.80 40.40 34.25 13.70 36.77 0.00 101 360 Peak 4 5933.26 53.78 68.20 -14.42 42.60 34.23 13.72 36.77 0.00 101 360 Peak	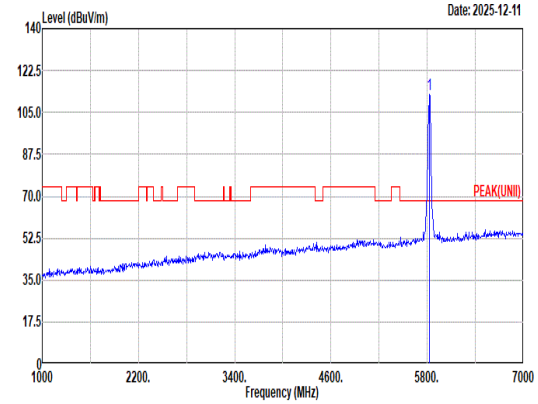 Site : 03CH15-HY Condition: PEAK(UNII) 3m 9120D-02294_250606 HORIZONTAL : RBW:1000.000kHz VBW:3000.000kHz SWT:Auto Freq Level Limit Line Margin Read Level Ant Factor Cable Loss Preamp Factor Aux Factor APos TPos Remark MHz dBuV/m dBuV/m dB dBuV dB/m dB dB dB cm deg 1 5825.00 112.56 ------ ------ 101.71 34.10 13.53 36.78 0.00 101 360 Peak
Avg	Blank	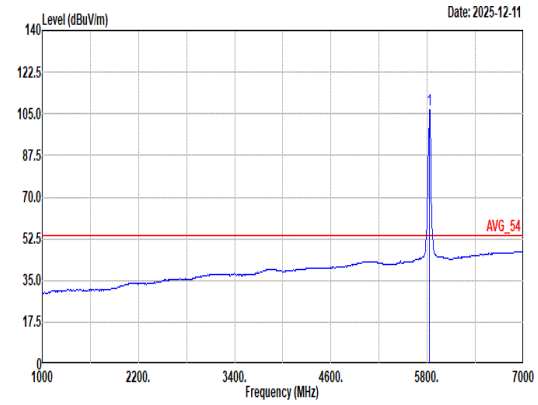 Site : 03CH15-HY Condition: AVG_54 3m 9120D-02294_250606 HORIZONTAL : RBW:1000.000kHz VBW:0.820kHz SWT:Auto Freq Level Limit Line Margin Read Level Ant Factor Cable Loss Preamp Factor Aux Factor APos TPos Remark MHz dBuV/m dBuV/m dB dBuV dB/m dB dB dB cm deg 1 5825.00 106.73 ------ ------ 95.88 34.10 13.53 36.78 0.00 101 360 Average

Mode	97	
	Band Edge	
	U-NII-3_5.725-5.85_802.11be EHT20_CH165_Partial_106/54RU _5825MHz	
ANT	3+4	
Pol.	Vertical	Fundamental
Peak	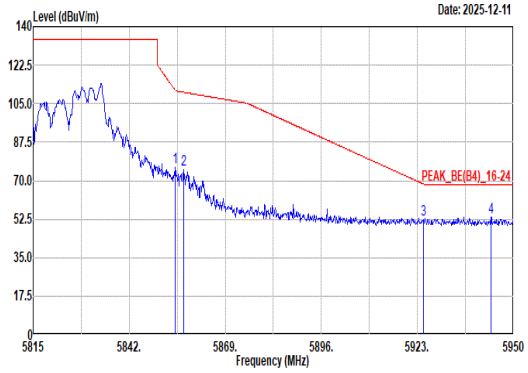 Site : 03CH15-HY Condition: PEAK_BE(B4)_16-24 3m 9120D-02294_250606 VERTICAL : RBW:1000.000kHz VBW:3000.000kHz SWT:Auto Freq Level Limit Line Margin Read Level Ant Factor Cable Loss Preamp Factor Aux Factor APos TPos Remark MHz dBuV/m dBuV/m dB dBuV dB/m dB dB dB cm deg 1 5854.83 75.91 111.20 -35.29 65.00 34.12 13.57 36.78 0.00 200 347 Peak 2 5857.39 75.23 110.13 -34.90 64.30 34.13 13.58 36.78 0.00 200 347 Peak 3 5924.62 52.48 68.48 -16.00 41.30 34.25 13.70 36.77 0.00 200 347 Peak 4 5943.66 53.48 68.20 -14.72 42.30 34.21 13.74 36.77 0.00 200 347 Peak	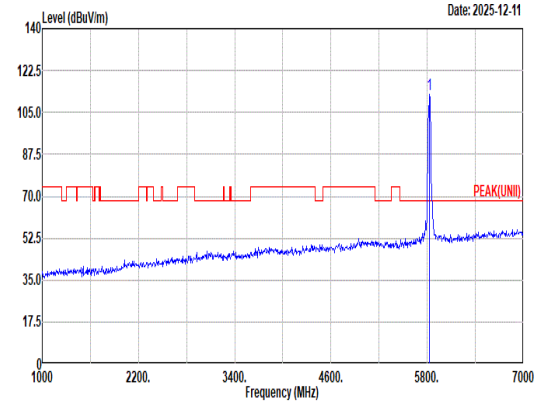 Site : 03CH15-HY Condition: PEAK(UNII) 3m 9120D-02294_250606 VERTICAL : RBW:1000.000kHz VBW:3000.000kHz SWT:Auto Freq Level Limit Line Margin Read Level Ant Factor Cable Loss Preamp Factor Aux Factor APos TPos Remark MHz dBuV/m dBuV/m dB dBuV dB/m dB dB dB cm deg 1 5825.00 112.41 ------ ------ 101.56 34.10 13.53 36.78 0.00 200 347 Peak
Avg	Blank	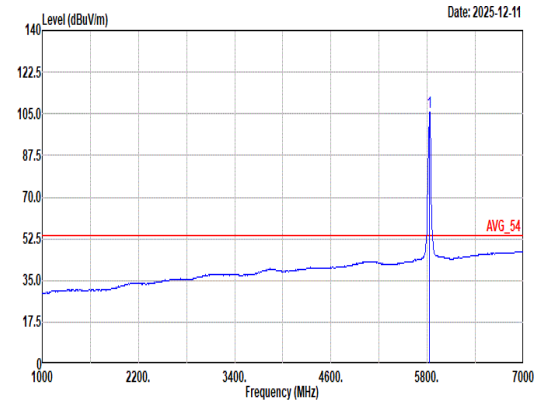 Site : 03CH15-HY Condition: AVG_54 3m 9120D-02294_250606 VERTICAL : RBW:1000.000kHz VBW:0.820kHz SWT:Auto Freq Level Limit Line Margin Read Level Ant Factor Cable Loss Preamp Factor Aux Factor APos TPos Remark MHz dBuV/m dBuV/m dB dBuV dB/m dB dB dB cm deg 1 5825.00 105.78 ------ ------ 94.93 34.10 13.53 36.78 0.00 200 347 Average

Mode	100	
	LF	
	U-NII-3_5.725-5.85_802.11be EHT80_CH155_Full RU_5775MHz	
ANT	3+4	
Pol.	Horizontal	Vertical
QP/ Peak	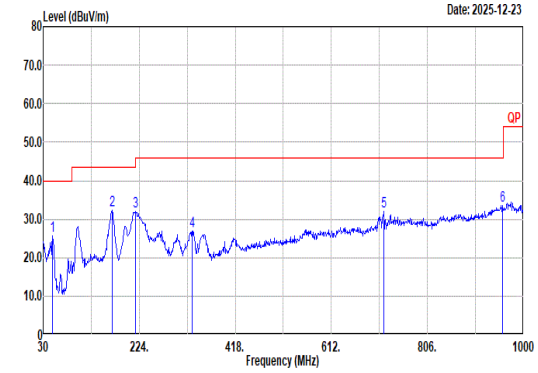	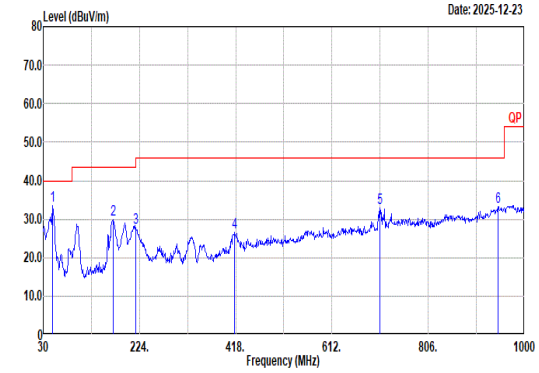

Site : 03CH15-HY
Condition: QP 3m Bilog_41912 & 05_250301 HORIZONTAL

	Freq	Level	Limit Line	Margin	Read Level	Ant Factor	Cable Loss	Preamp Factor	Aux Factor	APos	TPos	Remark
	MHz	dBuV/m	dBuV/m	dB	dBuV	dB/m	dB	dB	dB	cm	deg	
1	48.43	25.64	40.00	-14.36	41.57	15.22	1.20	32.46	0.11	--	--	Peak
2	169.68	32.37	43.50	-11.13	46.41	15.81	2.30	32.38	0.23	--	--	Peak
3	216.24	31.97	46.00	-14.03	46.62	15.02	2.58	32.34	0.09	--	--	Peak
4	330.70	26.91	46.00	-19.09	36.03	19.81	3.18	32.28	0.17	--	--	Peak
5	718.70	32.13	46.00	-13.87	32.35	27.21	4.70	32.29	0.16	--	--	Peak
6	957.32	33.45	46.00	-12.55	27.63	31.05	5.40	30.98	0.35	--	--	Peak

Site : 03CH15-HY
Condition: QP 3m Bilog_41912 & 05_250301 VERTICAL

	Freq	Level	Limit Line	Margin	Read Level	Ant Factor	Cable Loss	Preamp Factor	Aux Factor	APos	TPos	Remark
	MHz	dBuV/m	dBuV/m	dB	dBuV	dB/m	dB	dB	dB	cm	deg	
1	49.40	33.43	40.00	-6.57	49.79	14.77	1.21	32.46	0.12	--	--	Peak
2	170.65	29.85	43.50	-13.65	43.97	15.73	2.31	32.39	0.23	--	--	Peak
3	217.21	27.69	46.00	-18.31	42.27	15.09	2.58	32.34	0.09	--	--	Peak
4	416.06	26.46	46.00	-19.54	32.85	22.26	3.57	32.34	0.12	--	--	Peak
5	708.03	32.88	46.00	-13.12	33.51	26.84	4.67	32.29	0.15	--	--	Peak
6	946.65	33.09	46.00	-12.91	27.73	30.72	5.37	31.08	0.35	--	--	Peak

Mode	101	
	SHF	
	U-NII-3_5.725-5.85_802.11be EHT80_CH155_Full RU_5775MHz	
ANT	3+4	
Pol.	Horizontal	Vertical
Peak	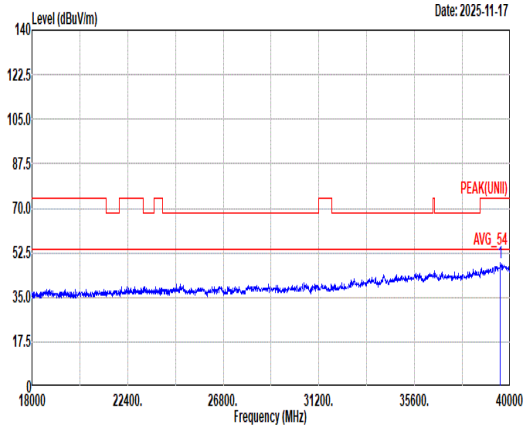 Site : 03CH15-HY Condition: PEAK(UNII) 1m BBHA9170_1225_250702 HORIZONTAL Freq Level Limit Line Margin Read Level Ant Factor Cable Loss Preamp Factor Aux Factor APos TPos Remark MHz dBuV/m dBuV/m dB dBuV dB/m dB dB dB cm deg 1 39549.00 48.74 74.00 -25.26 59.47 46.00 9.24 56.43 -9.54 -- -- Peak	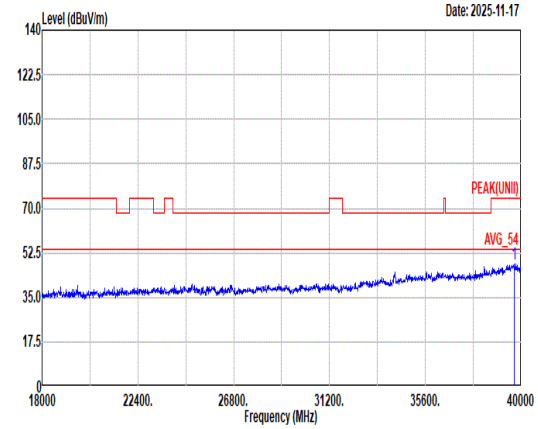 Site : 03CH15-HY Condition: PEAK(UNII) 1m BBHA9170_1225_250702 VERTICAL Freq Level Limit Line Margin Read Level Ant Factor Cable Loss Preamp Factor Aux Factor APos TPos Remark MHz dBuV/m dBuV/m dB dBuV dB/m dB dB dB cm deg 1 39692.00 48.19 74.00 -25.81 58.89 45.80 9.27 56.23 -9.54 -- -- Peak

Appendix D. Duty Cycle Plots

Antenna	Band	Duty Cycle(%)	T(us)	1/T(kHz)	VBW Setting	Duty Factor(dB)
3+4	802.11a	99.51	-	-	10Hz	0.02
3+4	802.11an HT20	99.34	-	-	10Hz	0.03
3+4	802.11an HT40	98.92	-	-	10Hz	0.05
3+4	802.11ac VHT20	99.21	-	-	10Hz	0.03
3+4	802.11ac VHT40	98.92	-	-	10Hz	0.05
3+4	802.11ac VHT80	97.75	870	1.15	1.2kHz	0.10
3+4	802.11ac VHT160	95.80	456	2.19	2.2kHz	0.19
3+4	802.11ax HE20 Full RU	99.31	-	-	10Hz	0.03
3+4	802.11ax HE20 26 RU	97.89	1620	0.62	680Hz	0.09
3+4	802.11ax HE20 52 RU	97.67	1465	0.68	750Hz	0.10
3+4	802.11ax HE20 106 RU	97.01	1300	0.77	820Hz	0.13
3+4	802.11ax HE40 Full RU	98.65	-	-	10Hz	0.06
3+4	802.11ax HE80 Full RU	97.22	735	1.36	1.5kHz	0.12
3+4	802.11ax HE160 Full RU	95.24	400	2.50	2.7kHz	0.21
3+4	802.11be EHT20 Full RU	99.31	-	-	10Hz	0.03
3+4	802.11be EHT20 26 RU	97.77	1620	0.62	680Hz	0.10
3+4	802.11be EHT20 52 RU	97.33	1460	0.68	750Hz	0.12
3+4	802.11be EHT20 106 RU	97.01	1300	0.77	820Hz	0.13
3+4	802.11be EHT20 52T+26T	98.85	-	-	10Hz	0.05
3+4	802.11be EHT20 106T+26T	98.04	-	-	10Hz	0.09
3+4	802.11be EHT40 Full RU	98.67	-	-	10Hz	0.06
3+4	802.11be EHT80 Full RU	97.24	741	1.35	1.5kHz	0.12
3+4	802.11be EHT80 Puncture 20	98.04	-	-	10Hz	0.09

Antenna	Band	Duty Cycle(%)	T(us)	1/T(kHz)	VBW Setting	Duty Factor(dB)
3+4	802.11be EHT160 Full RU	95.24	400	2.50	2.7kHz	0.21
3+4	802.11be EHT160 Puncture 20	95.88	465	2.15	2.2kHz	0.18
3+4	802.11be EHT160 Puncture 40	96.33	525	1.90	2kHz	0.16

MIMO <Ant. 3+4>

802.11a

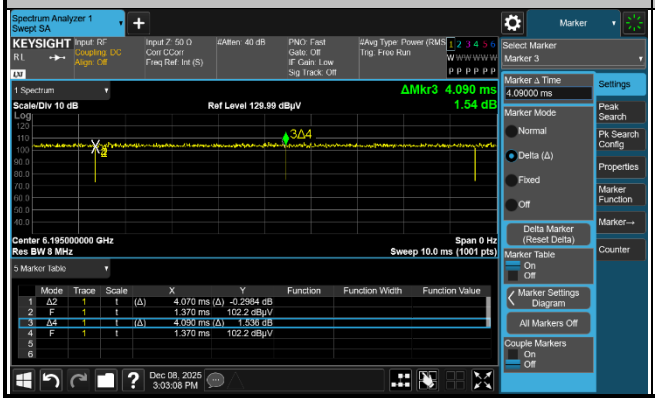

802.11an HT20

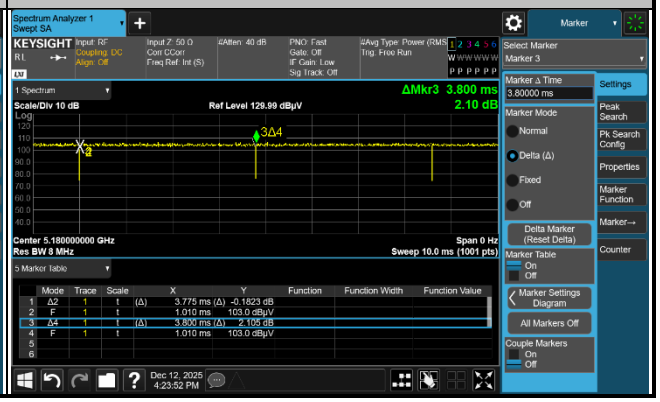

802.11an HT40

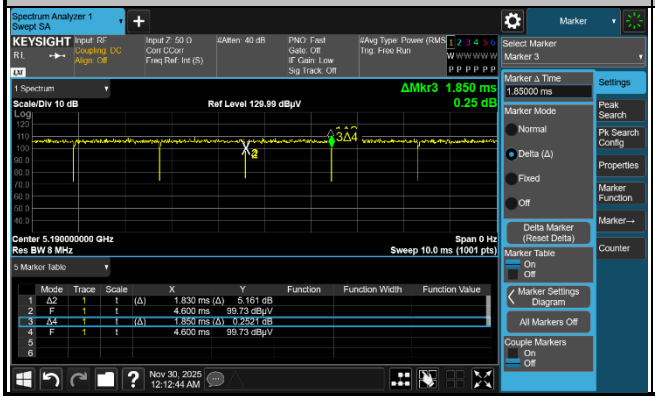

802.11ac VHT20

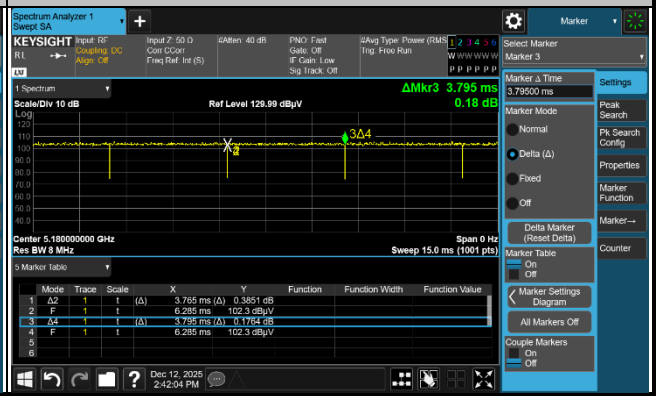

802.11ac VHT40

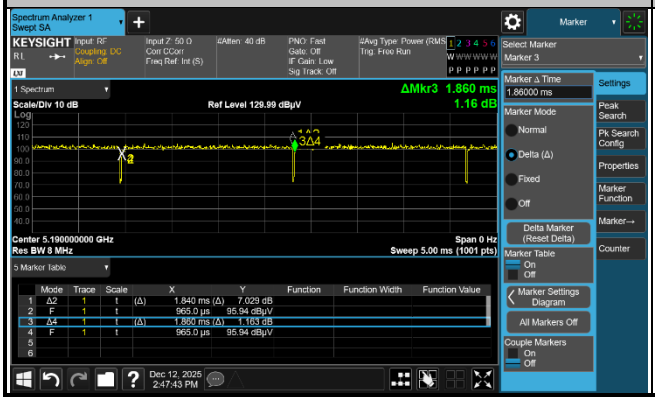

802.11ac VHT80

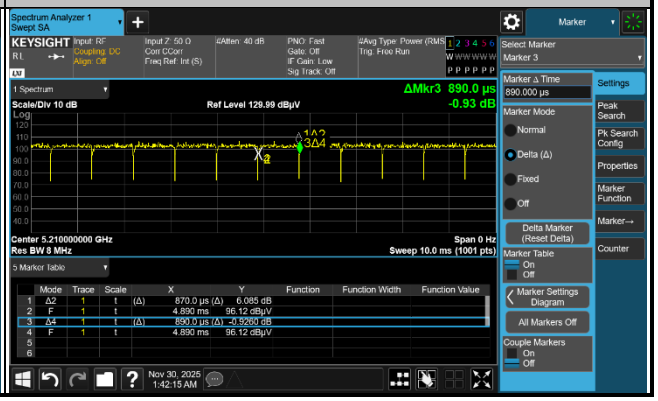

802.11ac VHT160

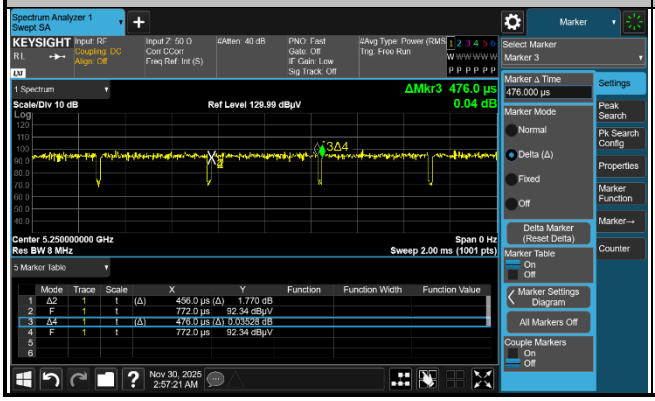

802.11ax HE20 Full RU

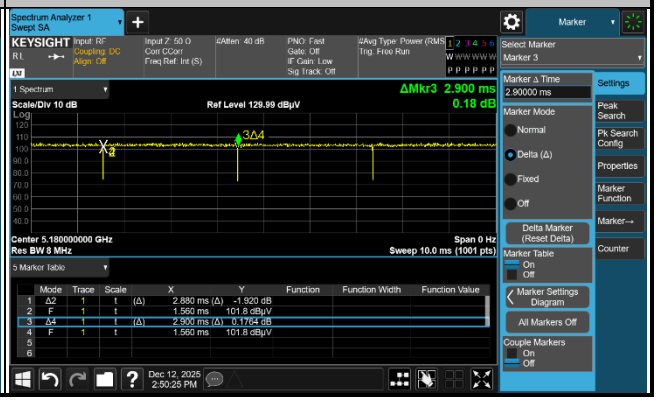

802.11ax HE20 26 RU

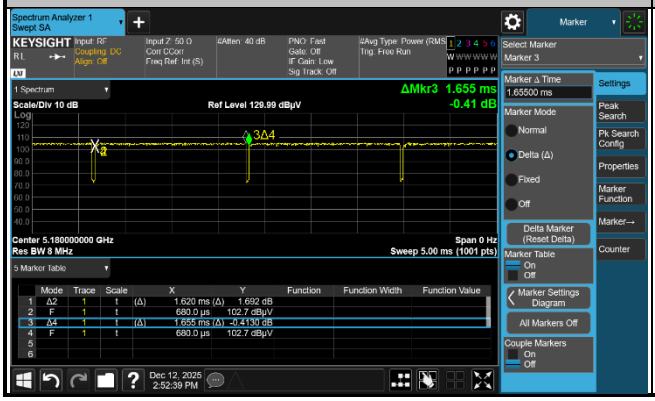
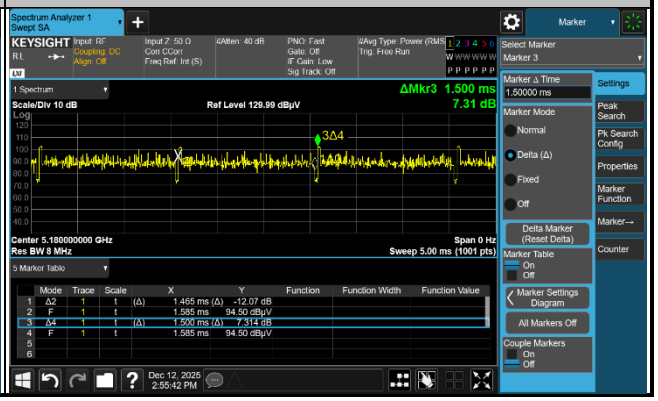
802.11ax HE20 52 RU