System Check_Head_750MHz

DUT: D750V3-1107

Communication System: CW ; Frequency: 750 MHz
Medium: HSL_750_240228 Medium parameters used: f = 750 MHz; σ = 0.895 S/m; ε_r = 42.499; ρ = 1000 kg/m^3
Ambient Temperature：23.4 ℃; Liquid Temperature：22.4 ℃

DASY5 Configuration:
- Probe: EX3DV4 - SN7625; ConvF(10.02, 10.02, 10.02) @ 750 MHz; Calibrated: 2023/12/14
- Sensor-Surface: 1.4mm (Mechanical Surface Detection)
- Electronics: DAE4 Sn1424; Calibrated: 2023/12/7
- Phantom: SAM_Left; Type: SAM; Serial: 1303
- Measurement SW: DASY52, Version 52.10 (4);SEMCAD X Version 14.6.14 (7501)

Pin=17.0dBm/Area Scan (61x61x1): Interpolated grid: dx=1.500 mm, dy=1.500 mm
Maximum value of SAR (interpolated) = 0.547 W/kg

Pin=17.0dBm/Zoom Scan (5x5x7)/Cube 0: Measurement grid: dx=8mm, dy=8mm, dz=5mm
Reference Value = 25.53 V/m; Power Drift = -0.05 dB
Peak SAR (extrapolated) = 0.613 W/kg
SAR(1 g) = 0.411 W/kg; SAR(10 g) = 0.272 W/kg
Smallest distance from peaks to all points 3 dB below = 17.6 mm
Ratio of SAR at M2 to SAR at M1 = 67%
Maximum value of SAR (measured) = 0.544 W/kg

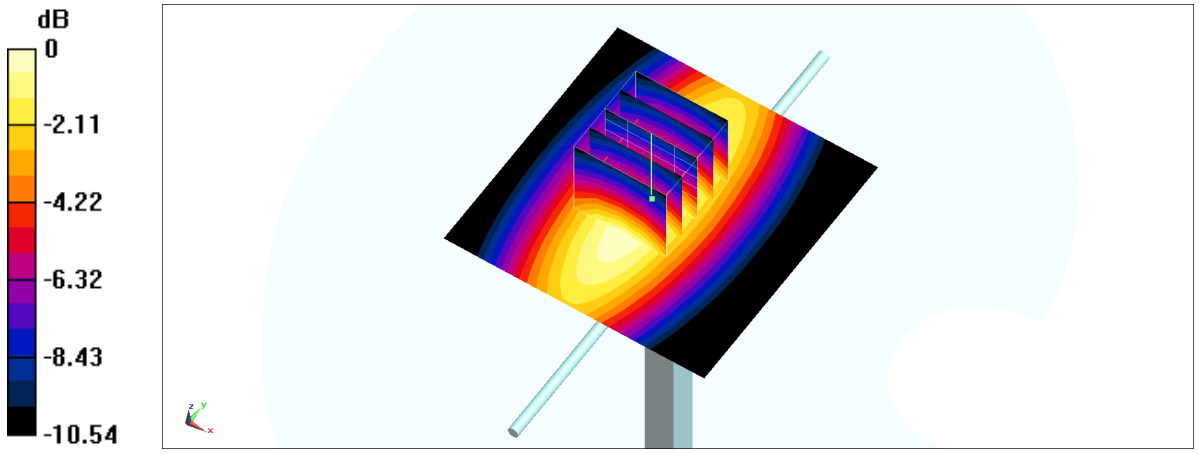

0 dB = 0.544 W/kg = -2.64 dBW/kg

System Check_Head_750MHz

DUT: D750V3-1012

Communication System: CW; Frequency: 750 MHz
Medium: HSL_750_240304 Medium parameters used: f = 750 MHz; σ = 0.889 S/m; ε_r = 41.809; ρ = 1000 kg/m^3
Ambient Temperature：23.4 ℃; Liquid Temperature：22.4 ℃

DASY5 Configuration:
- Probe: ES3DV3 - SN3184; ConvF(6.71, 6.71, 6.71) @ 750 MHz; Calibrated: 2023/9/18
- Sensor-Surface: 3mm (Mechanical Surface Detection)
- Electronics: DAE4 Sn1424; Calibrated: 2023/12/7
- Phantom: SAM_Left; Type: SAM; Serial: 1303
- Measurement SW: DASY52, Version 52.10 (4);SEMCAD X Version 14.6.14 (7501)

Pin=17.0dBm/Area Scan (61x61x1): Interpolated grid: dx=1.500 mm, dy=1.500 mm
Maximum value of SAR (interpolated) = 0.443 W/kg

Pin=17.0dBm/Zoom Scan (5x5x7)/Cube 0: Measurement grid: dx=8mm, dy=8mm, dz=5mm
Reference Value = 22.93 V/m; Power Drift = -0.01 dB
Peak SAR (extrapolated) = 0.552 W/kg
SAR(1 g) = 0.393 W/kg; SAR(10 g) = 0.261 W/kg
Smallest distance from peaks to all points 3 dB below = 25 mm
Ratio of SAR at M2 to SAR at M1 = 68.4%
Maximum value of SAR (measured) = 0.461 W/kg

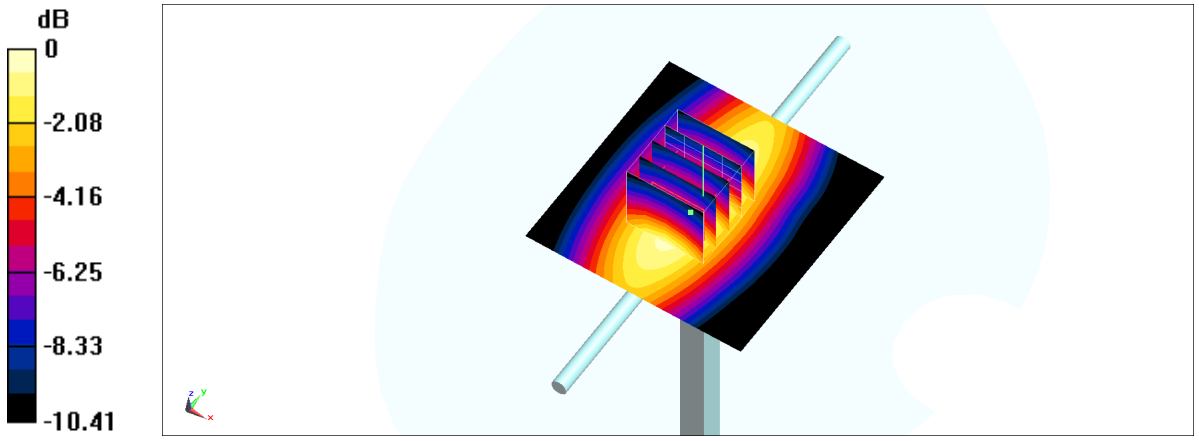

0 dB = 0.461 W/kg = -3.36 dBW/kg

System Check_Head_835MHz

DUT: D835V2-499

Communication System: CW ; Frequency: 835 MHz
Medium: HSL_850_240228 Medium parameters used: f = 835 MHz; σ = 0.929 S/m; ε_r = 42.203; ρ = 1000 kg/m^3
Ambient Temperature：23.4 ℃; Liquid Temperature：22.4 ℃

DASY5 Configuration:
- Probe: EX3DV4 - SN7625; ConvF(9.78, 9.78, 9.78) @ 835 MHz; Calibrated: 2023/12/14
- Sensor-Surface: 1.4mm (Mechanical Surface Detection)
- Electronics: DAE4 Sn1424; Calibrated: 2023/12/7
- Phantom: SAM_Left; Type: SAM; Serial: 1303
- Measurement SW: DASY52, Version 52.10 (4);SEMCAD X Version 14.6.14 (7501)

Pin=17.0dBm/Area Scan (61x61x1): Interpolated grid: dx=1.500 mm, dy=1.500 mm
Maximum value of SAR (interpolated) = 0.616 W/kg

Pin=17.0dBm/Zoom Scan (5x5x7)/Cube 0: Measurement grid: dx=8mm, dy=8mm, dz=5mm
Reference Value = 26.76 V/m; Power Drift = -0.19 dB
Peak SAR (extrapolated) = 0.693 W/kg
SAR(1 g) = 0.460 W/kg; SAR(10 g) = 0.302 W/kg
Smallest distance from peaks to all points 3 dB below = 16.7 mm
Ratio of SAR at M2 to SAR at M1 = 66.5%
Maximum value of SAR (measured) = 0.615 W/kg

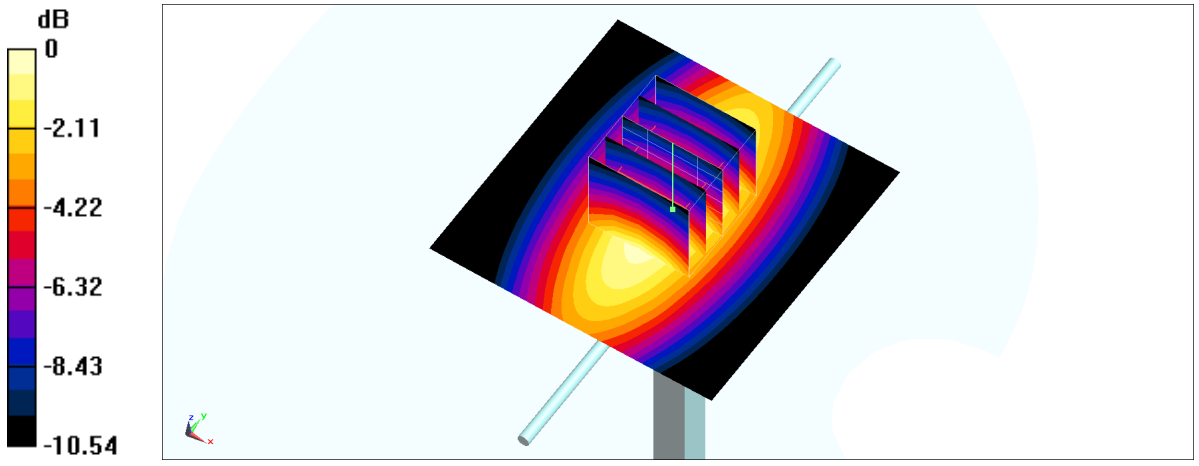

0 dB = 0.615 W/kg = -2.11 dBW/kg

System Check_Head_835MHz

DUT: D835V2-4d060

Communication System: CW; Frequency: 835 MHz
Medium: HSL_850_240304 Medium parameters used: f = 835 MHz; σ = 0.923 S/m; ε_r = 41.513; ρ = 1000 kg/m^3
Ambient Temperature：23.4 ℃; Liquid Temperature：22.4 ℃

DASY5 Configuration:
- Probe: ES3DV3 - SN3184; ConvF(6.57, 6.57, 6.57) @ 835 MHz; Calibrated: 2023/9/18
- Sensor-Surface: 3mm (Mechanical Surface Detection)
- Electronics: DAE4 Sn1424; Calibrated: 2023/12/7
- Phantom: SAM_Left; Type: SAM; Serial: 1303
- Measurement SW: DASY52, Version 52.10 (4);SEMCAD X Version 14.6.14 (7501)

Pin=17.0dBm/Area Scan (61x61x1): Interpolated grid: dx=1.500 mm, dy=1.500 mm
Maximum value of SAR (interpolated) = 0.534 W/kg

Pin=17.0dBm/Zoom Scan (5x6x7)/Cube 0: Measurement grid: dx=8mm, dy=8mm, dz=5mm
Reference Value = 24.82 V/m; Power Drift = -0.10 dB
Peak SAR (extrapolated) = 0.672 W/kg
SAR(1 g) = 0.469 W/kg; SAR(10 g) = 0.305 W/kg
Smallest distance from peaks to all points 3 dB below = 15.8 mm
Ratio of SAR at M2 to SAR at M1 = 70.3%
Maximum value of SAR (measured) = 0.552 W/kg

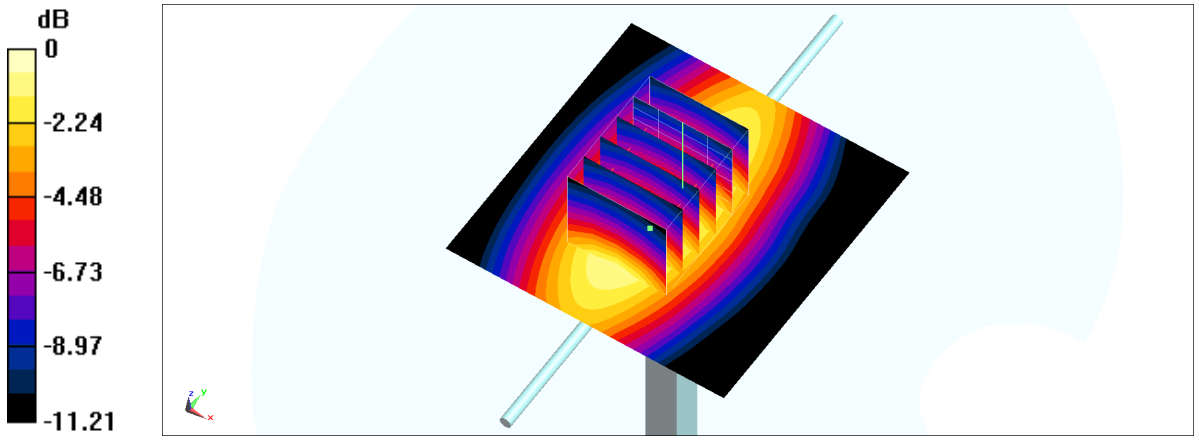

0 dB = 0.552 W/kg = -2.58 dBW/kg

System Check_Head_1750MHz

DUT: D1750V2-1068

Communication System: CW; Frequency: 1750 MHz
Medium: HSL_1750_240301 Medium parameters used: f = 1750 MHz; σ = 1.362 S/m; ε_r = 40.202; ρ = 1000 kg/m^3
Ambient Temperature：23.6 ℃; Liquid Temperature：22.6 ℃

DASY5 Configuration:
- Probe: EX3DV4 - SN7625; ConvF(8.94, 8.94, 8.94) @ 1750 MHz; Calibrated: 2023/12/14
- Sensor-Surface: 1.4mm (Mechanical Surface Detection)
- Electronics: DAE4 Sn1424; Calibrated: 2023/12/7
- Phantom: SAM_Left; Type: SAM; Serial: 1303
- Measurement SW: DASY52, Version 52.10 (4);SEMCAD X Version 14.6.14 (7501)

Pin=17.0dBm/Area Scan (61x61x1): Interpolated grid: dx=1.500 mm, dy=1.500 mm
Maximum value of SAR (interpolated) = 2.71 W/kg

Pin=17.0dBm/Zoom Scan (5x5x7)/Cube 0: Measurement grid: dx=8mm, dy=8mm, dz=5mm
Reference Value = 45.08 V/m; Power Drift = -0.11 dB
Peak SAR (extrapolated) = 3.18 W/kg
SAR(1 g) = 1.69 W/kg; SAR(10 g) = 0.888 W/kg
Smallest distance from peaks to all points 3 dB below = 9.6 mm
Ratio of SAR at M2 to SAR at M1 = 53.5%
Maximum value of SAR (measured) = 2.66 W/kg

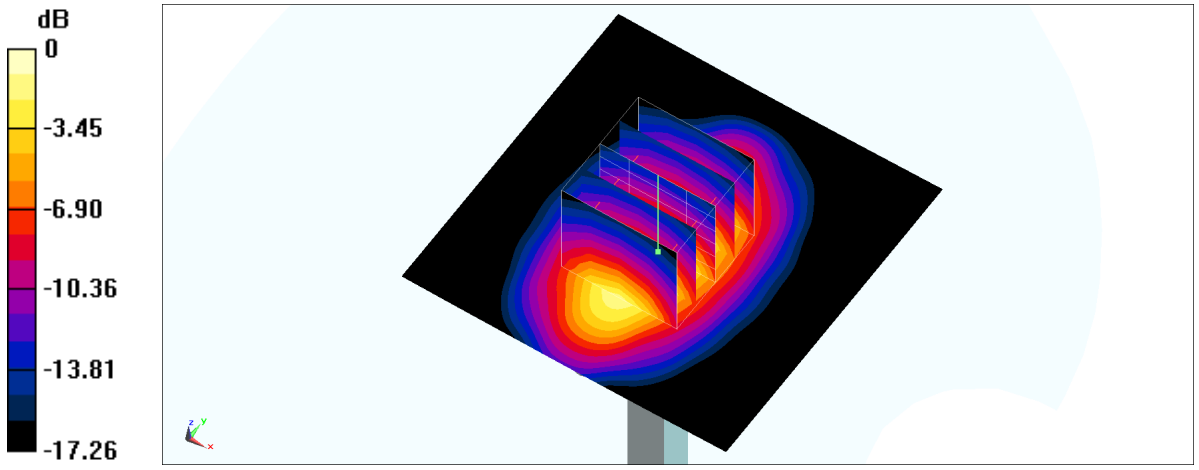

0 dB = 2.66 W/kg = 4.25 dBW/kg

System Check_Head_1750MHz

DUT: D1750V2-1068

Communication System: CW; Frequency: 1750 MHz
Medium: HSL_1750_240305 Medium parameters used: f = 1750 MHz; σ = 1.371 S/m; ε_r = 40.75; ρ = 1000 kg/m^3
Ambient Temperature：23.5 ℃; Liquid Temperature：22.5 ℃

DASY5 Configuration:
- Probe: ES3DV3 - SN3184; ConvF(5.65, 5.65, 5.65) @ 1750 MHz; Calibrated: 2023/9/18
- Sensor-Surface: 3mm (Mechanical Surface Detection)
- Electronics: DAE4 Sn1424; Calibrated: 2023/12/7
- Phantom: SAM_Left; Type: SAM; Serial: 1303
- Measurement SW: DASY52, Version 52.10 (4);SEMCAD X Version 14.6.14 (7501)

Pin=17.0dBm/Area Scan (61x61x1): Interpolated grid: dx=1.500 mm, dy=1.500 mm
Maximum value of SAR (interpolated) = 2.18 W/kg

Pin=17.0dBm/Zoom Scan (5x5x7)/Cube 0: Measurement grid: dx=8mm, dy=8mm, dz=5mm
Reference Value = 40.55 V/m; Power Drift = -0.04 dB
Peak SAR (extrapolated) = 2.95 W/kg
SAR(1 g) = 1.7 W/kg; SAR(10 g) = 0.918 W/kg
Smallest distance from peaks to all points 3 dB below = 11.2 mm
Ratio of SAR at M2 to SAR at M1 = 57.9%
Maximum value of SAR (measured) = 2.10 W/kg

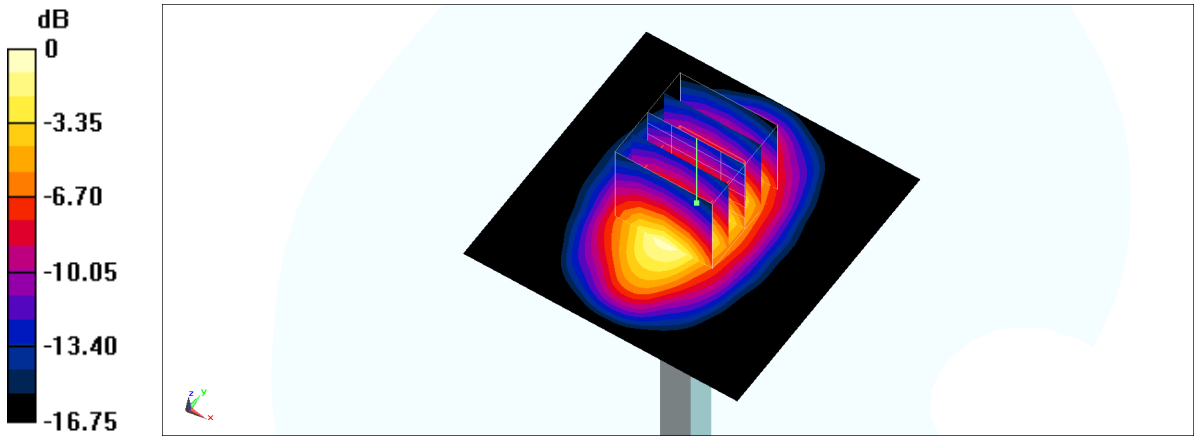

0 dB = 2.10 W/kg = 3.22 dBW/kg

System Check_Head_1900MHz

DUT: D1900V2-5d041

Communication System: CW; Frequency: 1900 MHz
Medium: HSL_1900_240301 Medium parameters used: f = 1900 MHz; σ = 1.438 S/m; ε_r = 38.654; ρ = 1000 kg/m^3
Ambient Temperature：23.6 ℃; Liquid Temperature：22.6 ℃

DASY5 Configuration:
- Probe: EX3DV4 - SN7625; ConvF(8.39, 8.39, 8.39) @ 1900 MHz; Calibrated: 2023/12/14
- Sensor-Surface: 1.4mm (Mechanical Surface Detection)
- Electronics: DAE4 Sn1424; Calibrated: 2023/12/7
- Phantom: SAM_Left; Type: SAM; Serial: 1303
- Measurement SW: DASY52, Version 52.10 (4);SEMCAD X Version 14.6.14 (7501)

Pin=17.0dBm/Area Scan (61x61x1): Interpolated grid: dx=1.500 mm, dy=1.500 mm
Maximum value of SAR (interpolated) = 3.09 W/kg

Pin=17.0dBm/Zoom Scan (5x5x7)/Cube 0: Measurement grid: dx=8mm, dy=8mm, dz=5mm
Reference Value = 48.16 V/m; Power Drift = -0.14 dB
Peak SAR (extrapolated) = 3.66 W/kg
SAR(1 g) = 1.97 W/kg; SAR(10 g) = 1.02 W/kg
Smallest distance from peaks to all points 3 dB below = 9.6 mm
Ratio of SAR at M2 to SAR at M1 = 53.8%
Maximum value of SAR (measured) = 3.08 W/kg

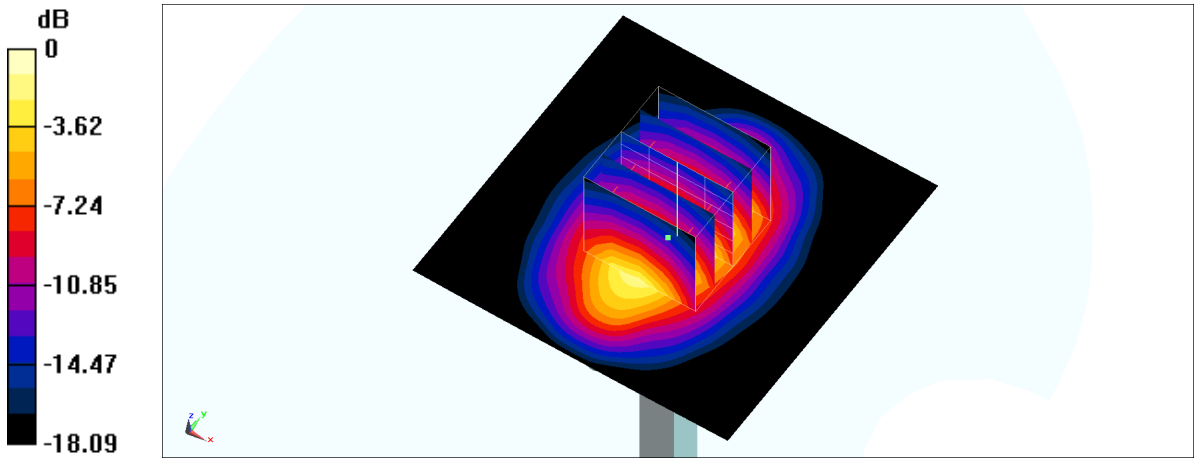

0 dB = 3.08 W/kg = 4.89 dBW/kg

System Check_Head_1900MHz

DUT: D1900V2-5d093

Communication System: CW; Frequency: 1900 MHz
Medium: HSL_1900_240305 Medium parameters used: f = 1900 MHz; σ = 1.449 S/m; ε_r = 39.202; ρ = 1000 kg/m^3
Ambient Temperature：23.5 ℃; Liquid Temperature：22.5 ℃

DASY5 Configuration:
- Probe: ES3DV3 - SN3184; ConvF(5.31, 5.31, 5.31) @ 1900 MHz; Calibrated: 2023/9/18
- Sensor-Surface: 3mm (Mechanical Surface Detection)
- Electronics: DAE4 Sn1424; Calibrated: 2023/12/7
- Phantom: SAM_Left; Type: SAM; Serial: 1303
- Measurement SW: DASY52, Version 52.10 (4);SEMCAD X Version 14.6.14 (7501)

Pin=17.0dBm/Area Scan (61x61x1): Interpolated grid: dx=1.500 mm, dy=1.500 mm
Maximum value of SAR (interpolated) = 2.55 W/kg

Pin=17.0dBm/Zoom Scan (5x5x7)/Cube 0: Measurement grid: dx=8mm, dy=8mm, dz=5mm
Reference Value = 39.99 V/m; Power Drift = 0.15 dB
Peak SAR (extrapolated) = 3.41 W/kg
SAR(1 g) = 1.97 W/kg; SAR(10 g) = 1.04 W/kg
Smallest distance from peaks to all points 3 dB below = 11.2 mm
Ratio of SAR at M2 to SAR at M1 = 57.6%
Maximum value of SAR (measured) = 2.48 W/kg

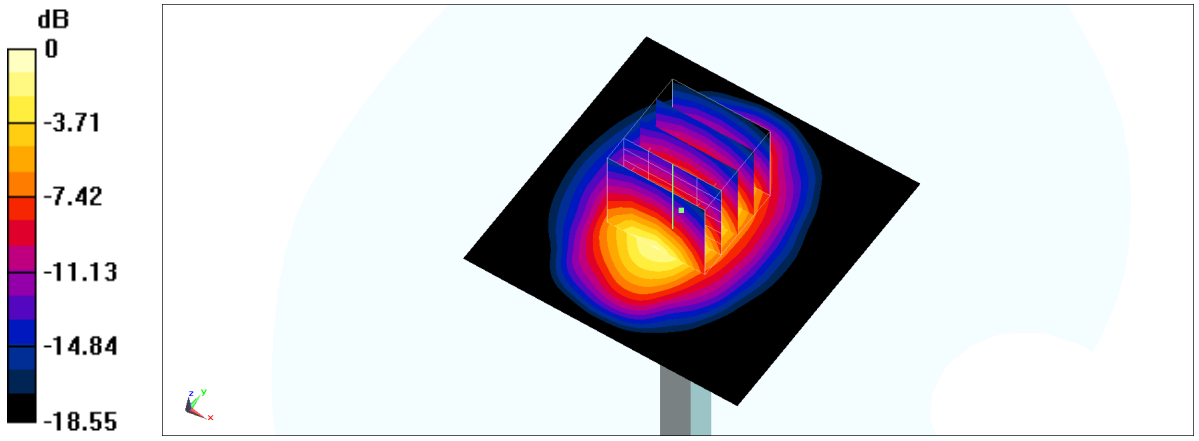

0 dB = 2.48 W/kg = 3.94 dBW/kg

Date: 2024-03-19

System Check_Head_2450MHz

DUT: D2450V2 - SN736

Communication System: CW; Frequency: 2450.000 MHz
Medium: HSL_2450_240319 Medium parameters used: f= 2450.000 MHz; σ= 1.78 S/m; ε_r = 38.9
Ambient Temperature: 23.4°C; Liquid Temperature: 22.4°C

DASY6 Configuration:
- Probe: EX3DV4 - SN7813; ConvF(7.12, 7.44, 7.23); Calibrated: 2023-05-24
- Sensor-Surface: 1.4 mm
- Electronics: DAE4 Sn1647; Calibrated: 2023-12-27
- Phantom: Twin-SAM V8.0 (30deg probe tilt); Serial: 2079; Section: Flat
- Measurement Software: 16.2.4.2524
- UID: CW

Pin=17.0dBm/Area Scan (40.0 mm x 80.0 mm): Measurement Grid: 10.0 mm x 10.0 mm
SAR (1g) = 2.49 W/kg; SAR (10g) = 1.15 W/kg;

Pin=17.0dBm/Zoom Scan (30.0 mm x 30.0 mm x 30.0 mm): Measurement Grid: 5.0 mm x 5.0 mm x 1.5 mm
Power Drift = -0.01 dB
SAR (1g) = 2.52 W/kg; SAR (8g) = 1.30 W/kg; SAR (10g) = 1.18 W/kg
Smallest distance from peaks to all points 3 dB below = 9.0 mm
Ratio of SAR at M2 to SAR at M1 = 80.2 %

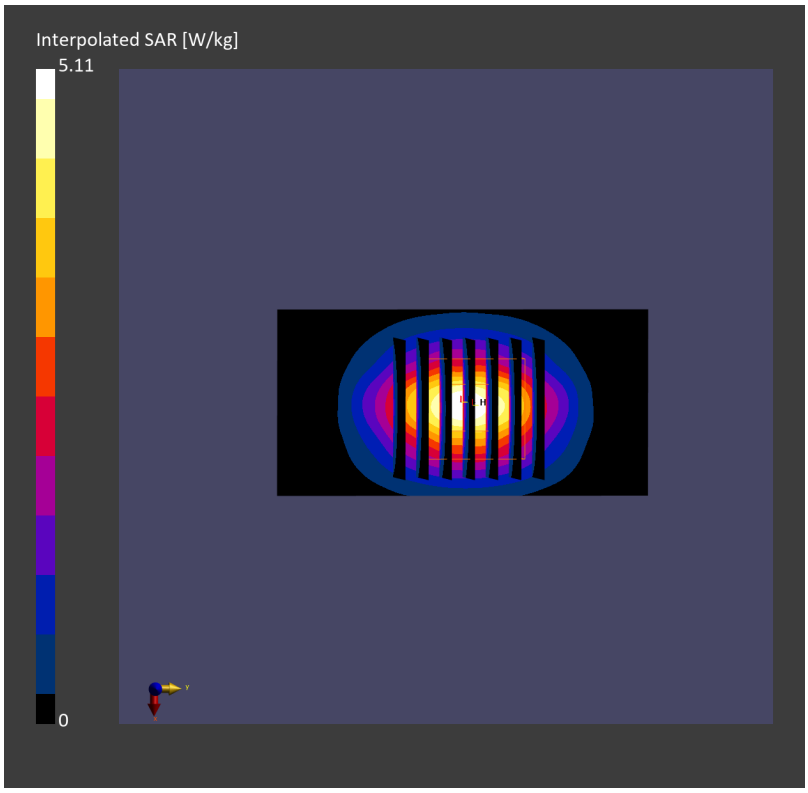

Date: 2024-03-20

System Check_Head_2450MHz

DUT: D2450V2 - SN736

Communication System: CW; Frequency: 2450.000 MHz
Medium: HSL_2450_240320 Medium parameters used: f= 2450.000 MHz; σ= 1.79 S/m; ε_r = 39.0
Ambient Temperature: 23.2°C; Liquid Temperature: 22.2°C

DASY6 Configuration:
- Probe: EX3DV4 - SN7813; ConvF(7.12, 7.44, 7.23); Calibrated: 2023-05-24
- Sensor-Surface: 1.4 mm
- Electronics: DAE4 Sn1647; Calibrated: 2023-12-27
- Phantom: Twin-SAM V8.0 (30deg probe tilt); Serial: 2079_For Gap; Section: Flat
- Measurement Software: 16.2.4.2524
- UID: CW

Pin=17.0dBm/Area Scan (40.0 mm x 80.0 mm): Measurement Grid: 10.0 mm x 10.0 mm
SAR (1g) = 2.55 W/kg; SAR (10g) = 1.18 W/kg;

Pin=17.0dBm/Zoom Scan (30.0 mm x 30.0 mm x 30.0 mm): Measurement Grid: 5.0 mm x 5.0 mm x 1.5 mm
Power Drift = 0.02 dB
SAR (1g) = 2.57 W/kg; SAR (8g) = 1.32 W/kg; SAR (10g) = 1.19 W/kg
Smallest distance from peaks to all points 3 dB below = 9.0 mm
Ratio of SAR at M2 to SAR at M1 = 79.8 %

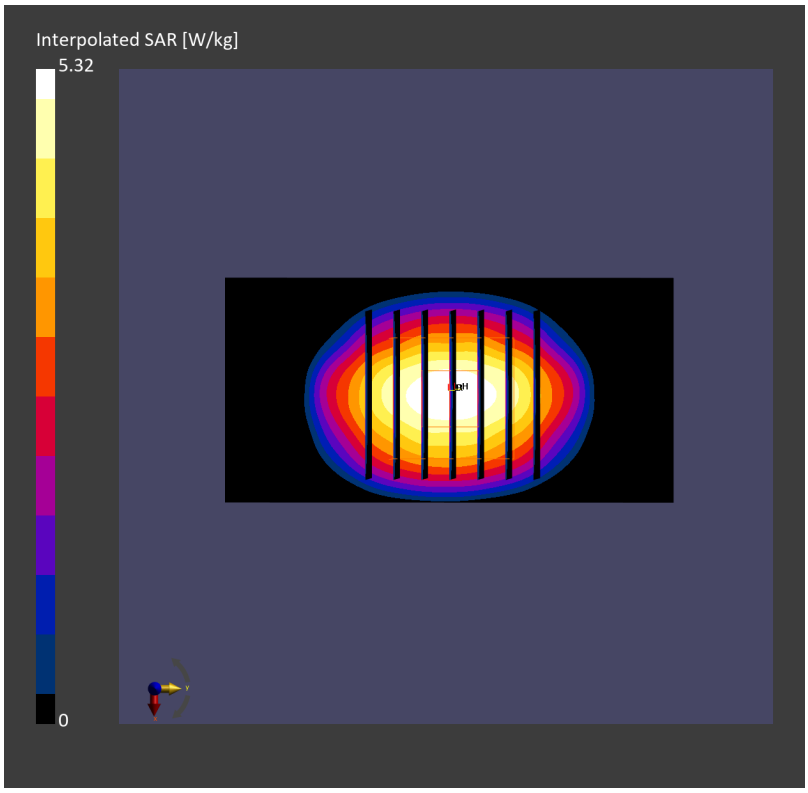

System Check_Head_2600MHz

DUT: D2600V2-1008

Communication System: CW; Frequency: 2600 MHz
Medium: HSL_2600_240229 Medium parameters used: f = 2600 MHz; σ = 2.018 S/m; ε_r = 39.154; ρ = 1000 kg/m^3
Ambient Temperature：23.5 ℃; Liquid Temperature：22.5 ℃

DASY5 Configuration:
- Probe: EX3DV4 - SN7625; ConvF(7.58, 7.58, 7.58) @ 2600 MHz; Calibrated: 2023/12/14
- Sensor-Surface: 1.4mm (Mechanical Surface Detection)
- Electronics: DAE4 Sn1424; Calibrated: 2023/12/7
- Phantom: SAM_Left; Type: SAM; Serial: 1303
- Measurement SW: DASY52, Version 52.10 (4);SEMCAD X Version 14.6.14 (7501)

Pin=17.0dBm/Area Scan (71x71x1): Interpolated grid: dx=1.200 mm, dy=1.200 mm
Maximum value of SAR (interpolated) = 4.72 W/kg

Pin=17.0dBm/Zoom Scan (7x7x7)/Cube 0: Measurement grid: dx=5mm, dy=5mm, dz=5mm
Reference Value = 50.36 V/m; Power Drift = -0.05 dB
Peak SAR (extrapolated) = 5.73 W/kg
SAR(1 g) = 2.8 W/kg; SAR(10 g) = 1.29 W/kg
Smallest distance from peaks to all points 3 dB below = 9 mm
Ratio of SAR at M2 to SAR at M1 = 49.2%
Maximum value of SAR (measured) = 4.70 W/kg

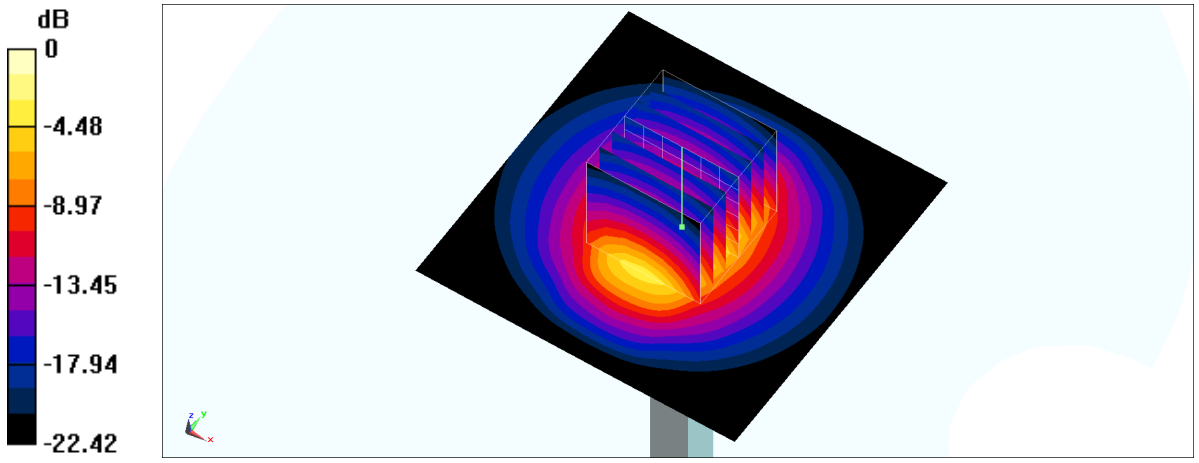

0 dB = 4.70 W/kg = 6.72 dBW/kg

System Check_Head_2600MHz

DUT: D2600V2-1008

Communication System: CW; Frequency: 2600 MHz
Medium: HSL_2600_240306 Medium parameters used: f = 2600 MHz; σ = 1.943 S/m; ε_r = 38.384; ρ = 1000 kg/m^3
Ambient Temperature：23.6 ℃; Liquid Temperature：22.6 ℃

DASY5 Configuration:
- Probe: ES3DV3 - SN3184; ConvF(4.56, 4.56, 4.56) @ 2600 MHz; Calibrated: 2023/9/18
- Sensor-Surface: 3mm (Mechanical Surface Detection)
- Electronics: DAE4 Sn1424; Calibrated: 2023/12/7
- Phantom: SAM_Left; Type: SAM; Serial: 1303
- Measurement SW: DASY52, Version 52.10 (4);SEMCAD X Version 14.6.14 (7501)

Pin=17.0dBm/Area Scan (81x81x1): Interpolated grid: dx=1.200 mm, dy=1.200 mm
Maximum value of SAR (interpolated) = 3.65 W/kg

Pin=17.0dBm/Zoom Scan (7x7x7)/Cube 0: Measurement grid: dx=5mm, dy=5mm, dz=5mm
Reference Value = 44.11 V/m; Power Drift = -0.13 dB
Peak SAR (extrapolated) = 5.58 W/kg
SAR(1 g) = 2.79 W/kg; SAR(10 g) = 1.29 W/kg
Smallest distance from peaks to all points 3 dB below = 9 mm
Ratio of SAR at M2 to SAR at M1 = 51.2%
Maximum value of SAR (measured) = 3.71 W/kg

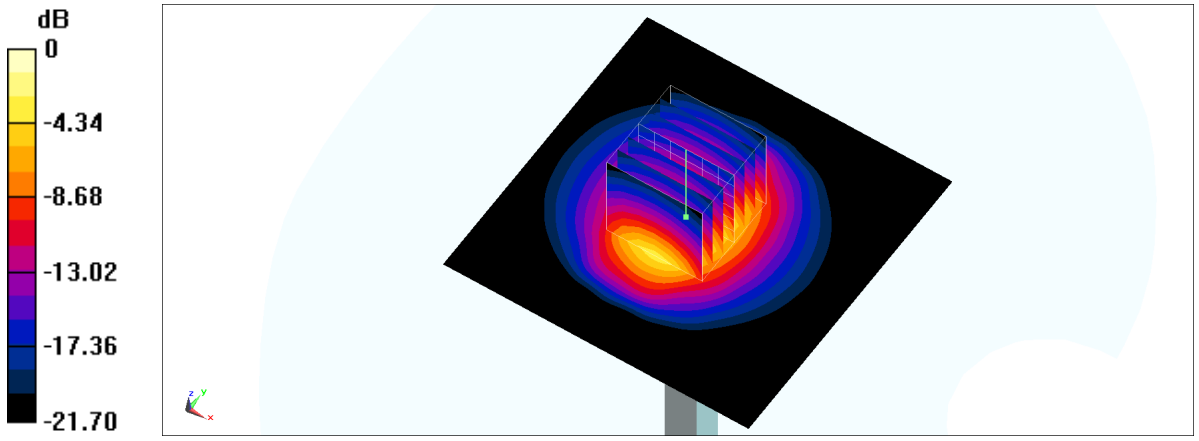

0 dB = 3.71 W/kg = 5.69 dBW/kg

Date: 2024-03-19

System Check_Head_5250MHz

DUT: D5GHzV2 - SN1171

Communication System: CW; Frequency: 5250.000 MHz
Medium: HSL_5G_240319 Medium parameters used: f= 5250.000 MHz; σ= 4.69 S/m; ε_r = 36.6
Ambient Temperature: 23.4°C; Liquid Temperature: 22.4°C

DASY6 Configuration:
- Probe: EX3DV4 - SN7813; ConvF(5.45, 5.73, 5.49); Calibrated: 2023-05-24
- Sensor-Surface: 1.4 mm
- Electronics: DAE4 Sn1647; Calibrated: 2023-12-27
- Phantom: Twin-SAM V8.0 (30deg probe tilt); Serial: 2079_For Gap; Section: Flat
- Measurement Software: 16.2.4.2524
- UID: CW

Pin=17.0dBm/Area Scan (40.0 mm x 80.0 mm): Measurement Grid: 10.0 mm x 10.0 mm
SAR (1g) = 3.72 W/kg; SAR (10g) = 1.06 W/kg;

Pin=17.0dBm/Zoom Scan (22.0 mm x 22.0 mm x 22.0 mm): Measurement Grid: 4.0 mm x 4.0 mm x 1.4 mm
Power Drift = -0.00 dB
SAR (1g) = 4.14 W/kg; SAR (8g) = 1.38 W/kg; SAR (10g) = 1.18 W/kg
Smallest distance from peaks to all points 3 dB below = 7.6 mm
Ratio of SAR at M2 to SAR at M1 = 62.1 %

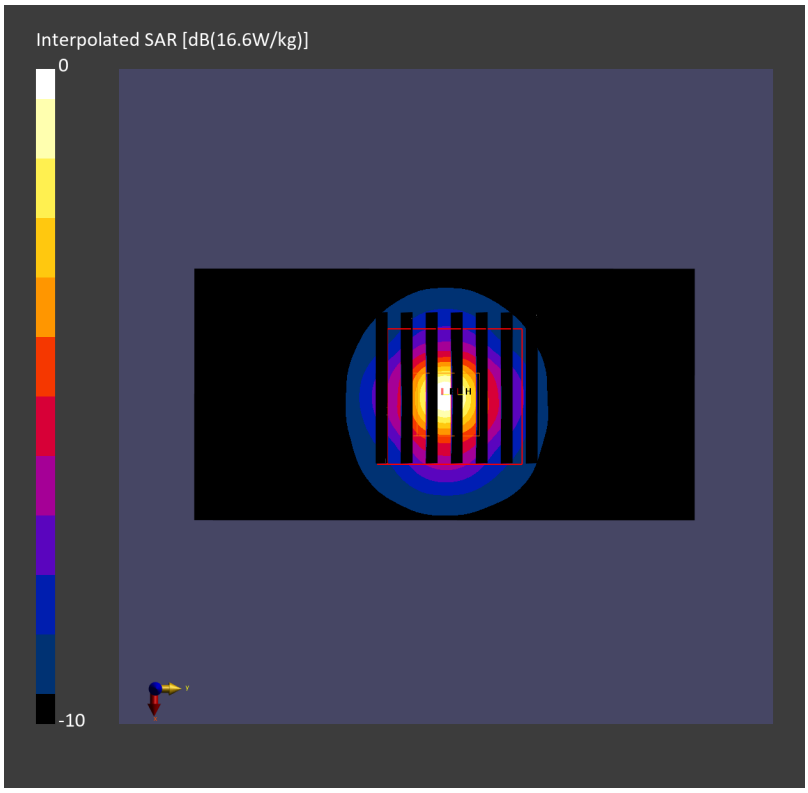

Date: 2024-03-19

System Check_Head_5600MHz

DUT: D5GHzV2 - SN1171

Communication System: CW; Frequency: 5600.000 MHz
Medium: HSL_5G_240319 Medium parameters used: f= 5600.000 MHz; σ= 5.06 S/m; ε_r = 36.1
Ambient Temperature: 23.4°C; Liquid Temperature: 22.4°C

DASY6 Configuration:
- Probe: EX3DV4 - SN7813; ConvF(4.75, 4.99, 4.76); Calibrated: 2023-05-24
- Sensor-Surface: 1.4 mm
- Electronics: DAE4 Sn1647; Calibrated: 2023-12-27
- Phantom: Twin-SAM V8.0 (30deg probe tilt); Serial: 2079_For Gap; Section: Flat
- Measurement Software: 16.2.4.2524
- UID: CW

Pin=17.0dBm/Area Scan (40.0 mm x 80.0 mm): Measurement Grid: 10.0 mm x 10.0 mm
SAR (1g) = 4.12 W/kg; SAR (10g) = 1.17 W/kg;

Pin=17.0dBm/Zoom Scan (22.0 mm x 22.0 mm x 22.0 mm): Measurement Grid: 4.0 mm x 4.0 mm x 1.4 mm
Power Drift = -0.00 dB
SAR (1g) = 4.58 W/kg; SAR (8g) = 1.52 W/kg; SAR (10g) = 1.29 W/kg
Smallest distance from peaks to all points 3 dB below = 7.4 mm
Ratio of SAR at M2 to SAR at M1 = 60.5 %

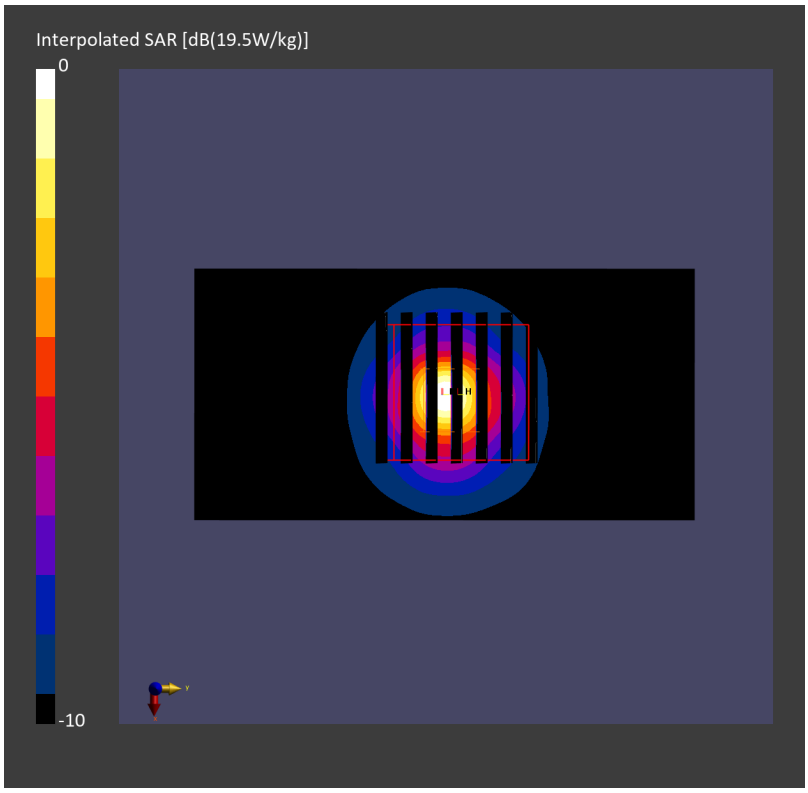

Date: 2024-03-19

System Check_Head_5750MHz

DUT: D5GHzV2 - SN1171

Communication System: CW; Frequency: 5750.000 MHz
Medium: HSL_5G_240319 Medium parameters used: f= 5750.000 MHz; σ= 5.22 S/m; ε_r = 35.9
Ambient Temperature: 23.4°C; Liquid Temperature: 22.4°C

DASY6 Configuration:
- Probe: EX3DV4 - SN7813; ConvF(4.96, 5.2, 5.0); Calibrated: 2023-05-24
- Sensor-Surface: 1.4 mm
- Electronics: DAE4 Sn1647; Calibrated: 2023-12-27
- Phantom: Twin-SAM V8.0 (30deg probe tilt); Serial: 2079_For Gap; Section: Flat
- Measurement Software: 16.2.4.2524
- UID: CW

Pin=17.0dBm/Area Scan (40.0 mm x 80.0 mm): Measurement Grid: 10.0 mm x 10.0 mm
SAR (1g) = 3.38 W/kg; SAR (10g) = 0.977 W/kg;

Pin=17.0dBm/Zoom Scan (22.0 mm x 22.0 mm x 22.0 mm): Measurement Grid: 4.0 mm x 4.0 mm x 1.4 mm
Power Drift = 0.01 dB
SAR (1g) = 3.65 W/kg; SAR (8g) = 1.21 W/kg; SAR (10g) = 1.03 W/kg
Smallest distance from peaks to all points 3 dB below = 7.4 mm
Ratio of SAR at M2 to SAR at M1 = 58.0 %

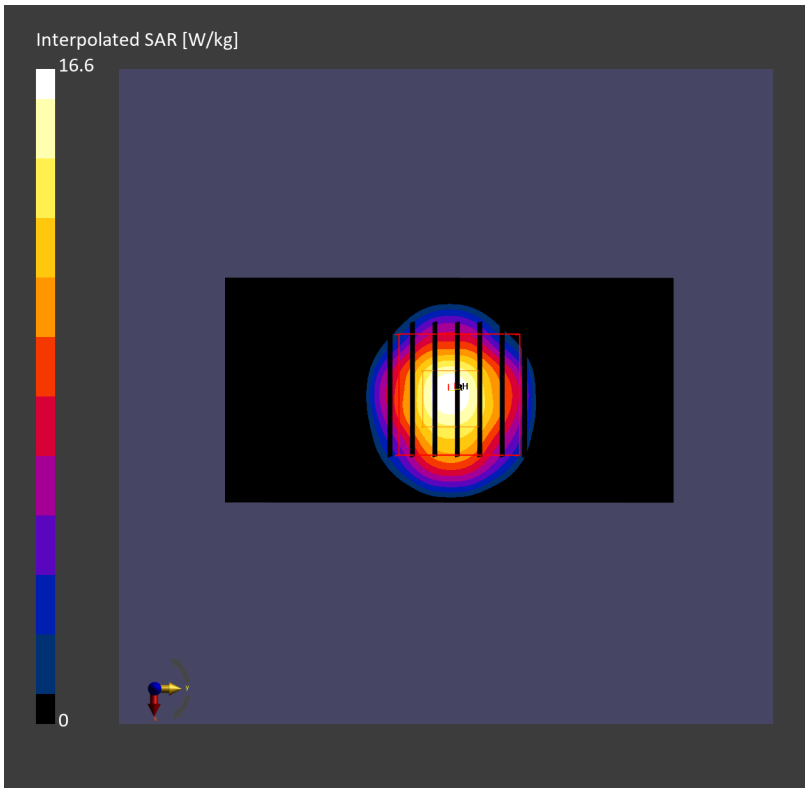

Date: 2024-03-21

System Check_Head_5800MHz

DUT: D5GHzV2 - SN1128

Communication System: CW; Frequency: 5800.000 MHz
Medium: HSL_5G_240321 Medium parameters used: f= 5800.000 MHz; σ= 5.29 S/m; ε_r = 35.9
Ambient Temperature: 23.1°C; Liquid Temperature: 22.1°C

DASY6 Configuration:
- Probe: EX3DV4 - SN3976; ConvF(4.81, 4.81, 4.81); Calibrated: 2024-01-22
- Sensor-Surface: 1.4 mm
- Electronics: DAE4 Sn1696; Calibrated: 2023-10-23
- Phantom: Twin-SAM V8.0 (30deg probe tilt); Serial: 2079_For Gap; Section: Flat
- Measurement Software: 16.2.4.2524
- UID: CW

Pin=17.0dBm/Area Scan (40.0 mm x 80.0 mm): Measurement Grid: 10.0 mm x 10.0 mm
SAR (1g) = 3.34 W/kg; SAR (10g) = 0.975 W/kg;
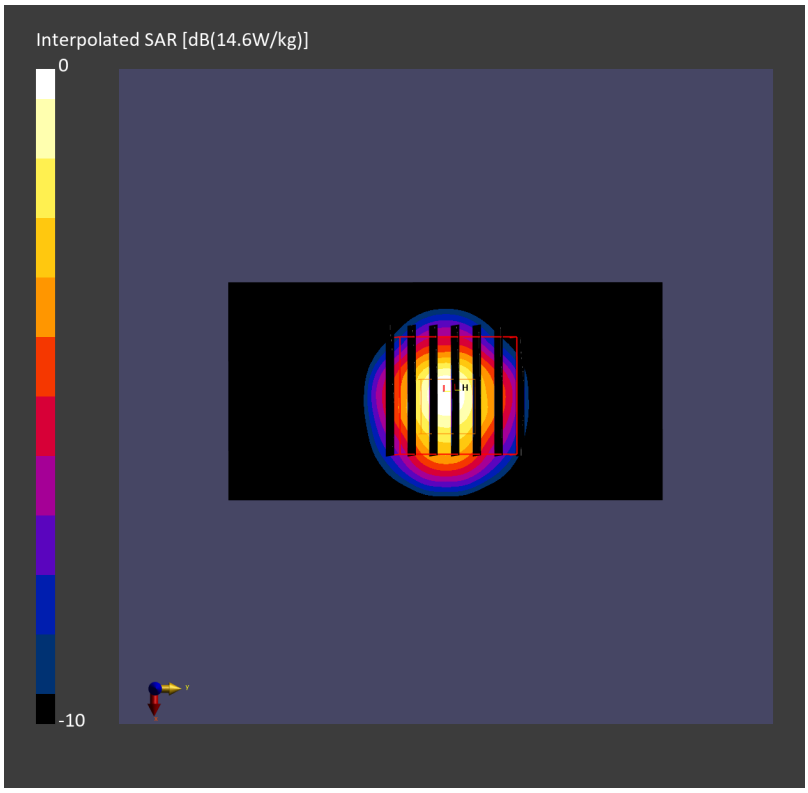
Pin=17.0dBm/Zoom Scan (22.0 mm x 22.0 mm x 22.0 mm): Measurement Grid: 4.0 mm x 4.0 mm x 1.4 mm
Power Drift = 0.00 dB
SAR (1g) = 3.57 W/kg; SAR (8g) = 1.17 W/kg; SAR (10g) = 1.01 W/kg
Smallest distance from peaks to all points 3 dB below = 7.9 mm
Ratio of SAR at M2 to SAR at M1 = 59.6 %