FCC RADIO TEST REPORT

FCC ID	:	**A4RGE2AE**
Equipment	:	**Phone**
Applicant	:	**Google LLC** **1600 Amphitheatre Parkway,** **Mountain View, California, 94043 USA**
Standard	:	**47 CFR FCC Part 15.519**

The product was received on Mar. 17, 2022, and testing was performed from Apr. 01, 2022 to May 30, 2022. We, Sporton International Inc. Wensan Laboratory, would like to declare that the tested sample has been evaluated in accordance with the test procedures and has been in compliance with the applicable technical standards.

The test results in this report apply exclusively to the tested model / sample. Without written approval of Sporton International Inc. Wensan Laboratory, the test report shall not be reproduced except in full.

Louis Wu

Approved by: Louis Wu

Sporton International Inc. Wensan Laboratory
No.58, Aly. 75, Ln. 564, Wenhua 3rd, Rd., Guishan Dist., Taoyuan City 333010, Taiwan (R.O.C.)

Table of Contents

History of this test report **3**

Summary of Test Result **4**

Technical requirements for Hand Held UWB systems 4

1 General Description **5**

1.1 Product Feature of Equipment Under Test 5
1.2 Product Specification of Equipment Under Test 5
1.3 Modification of EUT 6
1.4 Type of EUT 6
1.5 Testing Applied Standards 6
1.6 Testing Location Information 7
1.7 Measurement Uncertainty 7

2 Test Configuration of EUT **8**

2.1 Test Mode 8
2.2 The Worst Case Measurement Configuration 10
2.3 Test Setup Diagram 11
2.4 Support Unit used in test configuration and system 11

3 Transmitter Test Result **12**

3.1 AC Power-line Conducted Emissions 12
3.2 UWB bandwidth 13
3.3 Technical requirements for hand held UWB systems 32
3.4 Peak Power Measurement 35
3.5 Radiated Emissions 70

4 Test Equipment and Calibration Data **133**

Appendix A. Conducted Emissions Test Results

Appendix B. Setup Photographs

History of this test report

Report No.	Version	Description	Issued Date
FR1O2919-05I	01	Initial issue of report	May 30, 2022
FR1O2919-05I	02	1. Revise Table of Contents, antenna gain 2. Revise The Worst Case Measurement Configuration 3. Revise note in radiation emission 4. Remove model name	Jun. 06, 2022

Summary of Test Result

Report Clause	Ref Std. Clause	Test Items	Result (PASS/FAIL)	Remark
1.2	15.203	Antenna Requirement	PASS	15.203
3.1	15.207	AC Power-line Conducted Emissions	PASS	15.207
3.2	15.503	UWB Bandwidth	PASS	≥ 500MHz
3.3	15.519(a)(1)	Technical requirements for Hand Held UWB systems	PASS	15.519(a)(1)
3.4	15.519(e)	Peak Power Measurement	PASS	≤ 0 dBm/50MHz
3.5	15.519(c) /15.519(d)	Radiated Emissions	PASS	UWB Emissions: 15.519(c) GPS Emissions: 15.519(d) Digital Emissions: 15.209

Declaration of Conformity:

1. The test results (PASS/FAIL) with all measurement uncertainty excluded are presented in accordance with the regulation limits or requirements declared by manufacturers.
   It's means measurement values may risk exceeding the limit of regulation standards, if measurement uncertainty is include in test results.
2. The measurement uncertainty please refer to this report " Measurement Uncertainty".

Comments and Explanations:

The product specifications of the EUT presented in the report are declared by the manufacturer who shall take full responsibility for the authenticity.

Reviewed by: William Chen

Report Producer: Cindy Liu

1 General Description

1.1 Product Feature of Equipment Under Test

Product Feature	
Equipment	Phone
FCC ID	A4RGE2AE
EUT supports Radios application	GSM/EGPRS/WCDMA/HSPA/LTE/5G NR/ NFC/GNSS/WPC/WPT/UWB WLAN 11b/g/n HT20 WLAN 11a/n HT20/HT40 WLAN 11ac VHT20/VHT40/VHT80/VHT160 WLAN 11ax HE20/HE40/HE80/HE160 Bluetooth BR/EDR/LE

Remark: The above EUT's information was declared by manufacturer.

EUT Information List	
S/N	Performed Test Item
22271FDH300025	Equivalent Isotropic Radiated Power
22271FDH300025	Radiated Spurious Emission
22271FDH30002H	Conducted Emission

1.2 Product Specification of Equipment Under Test

Product Specification is subject to this standard	
Channel Number & Tx/Rx Frequency Range	CH05: 6489.6 MHz CH09: 7987.2 MHz
Antenna Type	**<UWB Ant.1>:** Patch Antenna **<UWB Ant.2>:** Patch Antenna **<UWB Ant.3>:** IFA Antenna
Antenna Gain	**<UWB Ant.1>:** CH09: 0 dBi **<UWB Ant.2>:** CH05: -5.0 dBi **<UWB Ant.3>:** CH05: -1.6 dBi CH09: -0.85 dBi
Type of Modulation	BPM-BPSK

Remark: The above EUT's information was declared by manufacturer. Please refer to Comments and Explanations in report summary.

1.3 Modification of EUT

No modifications are made to the EUT during all test items.

1.4 Type of EUT

Operational Condition	
EUT Power Type	AC mains: AC voltage 120 V
Type of EUT	
■	Stand-alone
☐	Combined (EUT where the radio part is fully integrated within another device) Combined Equipment - Brand Name / Model No.: …
☐	Plug-in radio (EUT intended for a variety of host systems) Host System - Brand Name / Model No.: …
☐	Other:

1.5 Testing Applied Standards

According to the specifications of the manufacturer, the EUT must comply with the requirements of the following standards:

- 47 CFR FCC Part 15
- ANSI C63.10-2013
- FCC KDB 414788 D01 Radiated Test Site v01r01

Remark: The TAF code is not including all the FCC KDB listed without accreditation.

1.6 Testing Location Information

Test Site	Sporton International Inc. EMC & Wireless Communications Laboratory	
Test Site Location	No.52, Huaya 1st Rd., Guishan Dist., Taoyuan City 333, Taiwan (R.O.C.) TEL: +886-3-327-3456 FAX: +886-3-328-4978	
Test Site No.	**Sporton Site No.**	
	CO05-HY (TAF Code: 1190)	
Remark	The Conducted Emission test item subcontracted to Sporton International Inc. EMC & Wireless Communications Laboratory	

Note: The test site complies with ANSI C63.4 2014 requirement.

Test Site	Sporton International Inc. Wensan Laboratory	
Test Site Location	No.58, Aly. 75, Ln. 564, Wenhua 3rd, Rd., Guishan Dist., Taoyuan City 333010, Taiwan (R.O.C.) TEL: +886-3-327-0868 FAX: +886-3-327-0855	
Test Site No.	**Sporton Site No.**	
	03CH20-HY	05CH05-HY

Note: The test site complies with ANSI C63.4 2014 requirement.
FCC designation No.: TW1190 and TW3786

Test Condition	Test Site No.	Test Engineer	Test Environment	Test Date
Conduction	CO05-HY	Calvin Wang	23 ~ 26 °C 45 ~ 55 %	May 24, 2022
Radiated	03CH20-HY	JC Liang and Bill Chang	18 ~ 20 °C 65 ~ 69 %	Apr. 01, 2022~ May 20, 2022
Radiated	05CH05-HY	Yien Chiang and Steven Shu	20 ~ 23 °C 55 ~ 65 %	May 26, 2022

1.7 Measurement Uncertainty

ISO/IEC 17025 requires that an estimate of the measurement uncertainties associated with the emissions test results be included in the report. The measurement uncertainties given below are based on a 95% confidence level (based on a coverage factor (k=2)

Test Items	Uncertainty	Remark
AC Conduction (150kHz ~ 30MHz)	3.1 dB	Confidence levels of 95%
Radiated Emission (30MHz ~ 1000MHz) for 03CH20-HY	5.9 dB	Confidence levels of 95%
Radiated Emission (30MHz ~ 1000MHz) for 05CH05-HY	2.99 dB	Confidence levels of 95%
Radiated Emission (1GHz ~ 18GHz) for 03CH20-HY	5.2 dB	Confidence levels of 95%
Radiated Emission (1GHz ~ 18GHz) for 05CH05-HY	3.28 dB	Confidence levels of 95%
Radiated Emission (18GHz ~ 40GHz) for 03CH20-HY	5.7 dB	Confidence levels of 95%
Radiated Emission (18GHz ~ 40GHz) for 05CH05-HY	3.38 dB	Confidence levels of 95%

2 Test Configuration of EUT

2.1 Test Mode

Test Configuration					
Mode	UWB Antenna	UWB Channel	preamble_cidx	rx_sts_mode	packet_length
1	1	9	9	1	125
2	1	9	9	0	125
3	1	9	9	3	0
4	1	9	10	1	125
5	1	9	10	0	125
6	1	9	10	3	0
7	1	9	11	1	125
8	1	9	11	0	125
9	1	9	11	3	0
10	1	9	12	1	125
11	1	9	12	0	125
12	1	9	12	3	0
13	2	5	9	1	125
14	2	5	9	0	125
15	2	5	9	3	0
16	2	5	10	1	125
17	2	5	10	0	125
18	2	5	10	3	0
19	2	5	11	1	125
20	2	5	11	0	125
21	2	5	11	3	0
22	2	5	12	1	125
23	2	5	12	0	125
24	2	5	12	3	0

Test Configuration					
25	3	5	9	1	125
26	3	5	9	0	125
27	3	5	9	3	0
28	3	5	10	1	125
29	3	5	10	0	125
30	3	5	10	3	0
31	3	5	11	1	125
32	3	5	11	0	125
33	3	5	11	3	0
34	3	5	12	1	125
35	3	5	12	0	125
36	3	5	12	3	0
37	3	9	9	1	125
38	3	9	9	0	125
39	3	9	9	3	0
40	3	9	10	1	125
41	3	9	10	0	125
42	3	9	10	3	0
43	3	9	11	1	125
44	3	9	11	0	125
45	3	9	11	3	0
46	3	9	12	1	125
47	3	9	12	0	125
48	3	9	12	3	0

2.2 The Worst Case Measurement Configuration

The Worst Case Mode for Following Conformance Tests	
Tests Item	AC power-line conducted emissions
Condition	AC power-line conducted measurement for line and neutral Test Voltage: 120Vac / 60Hz
Operating Mode	CTX
1	Adapter Mode

Remark:
1. Please refer to 15.207 which states, “Measurements to demonstrate compliance with the conducted limits are not required for devices employ Battery for operation and which do not operate from the AC power lines or contain provisions for operation while connected to the AC power lines”.
2. During the preliminary test, both charging modes (Adapter mode and WPT Charging mode) were verified. It is determined that the adaptor mode is the worst case for official test.

The Worst Case Mode for Following Conformance Tests			
Tests Item	UWB Bandwidth, Peak Power Measurement, Radiated Emissions		
Test Condition	Radiated measurement		
Operating Mode	CTX		
1	Adapter Mode		
Mode 1 configuration was tested and found to be the worst case and measured during the test.			
Operating Mode > 1GHz	CTX		
Orthogonal Planes of EUT	**X Plane**	**Y Plane**	**Z Plane**
Plane of all Test Modes	V	V	V

Remark:
1. The measured emission level of the EUT was maximized by rotating the EUT on a turntable, adjusting the orientation of the EUT and EUT antenna in three orthogonal axis (X: flat, Y: portrait, Z: landscape) and accessory (Adapter or Earphone), and adjusting the measurement antenna orientation, following C63.10 exploratory test procedures and find as worst plane, and recorded in this report.
2. All the tests were performed with Adapter 2 and USB Cable 1.

2.3 Test Setup Diagram

Test Setup Diagram - Radiated Test

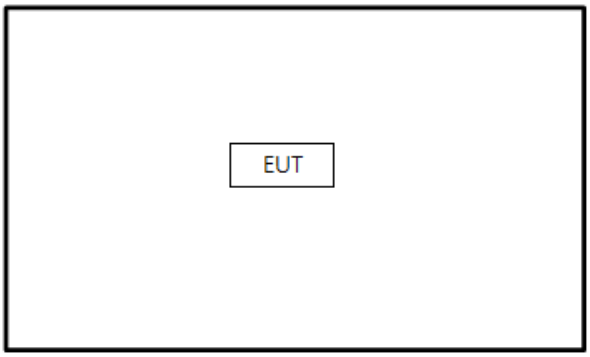

Test Setup Diagram - AC Power-Line Conducted Emissions Test

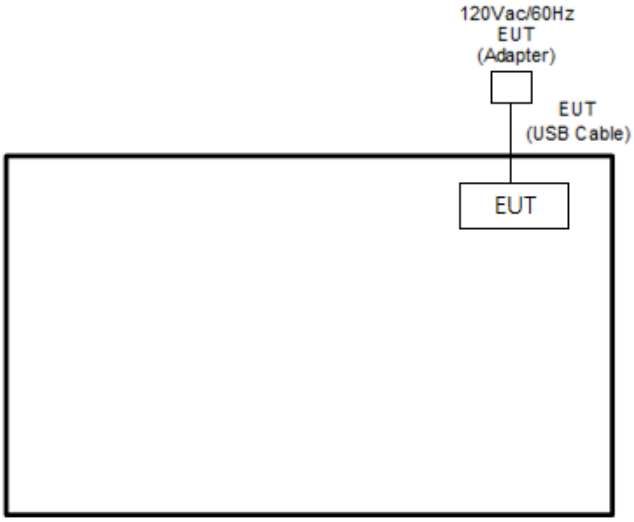

2.4 Support Unit used in test configuration and system

Item	Equipment	Brand Name	Model Name	FCC ID	Data Cable	Power Cord
1.	Notebook	DELL	Latitude5310	FCC DoC	N/A	AC I/P: Unshielded, 1.2 m DC O/P: Shielded, 1.8 m

3 Transmitter Test Result

3.1 AC Power-line Conducted Emissions

3.1.1 AC Power-line Conducted Emissions Limit

AC Power-line Conducted Emissions Limit		
Frequency Emission (MHz)	**Quasi-Peak**	**Average**
0.15-0.5	66 - 56 *	56 - 46 *
0.5-5	56	46
5-30	60	50
Note 1: * Decreases with the logarithm of the frequency.		

3.1.2 Measuring Instruments

Refer a test equipment and calibration data table in this test report.

3.1.3 Test Procedures

Test Method
■ Refer as ANSI C63.10-2013, clause 6.2 for AC power-line conducted emissions.

3.1.4 Test Setup

AC Power-line Conducted Emissions

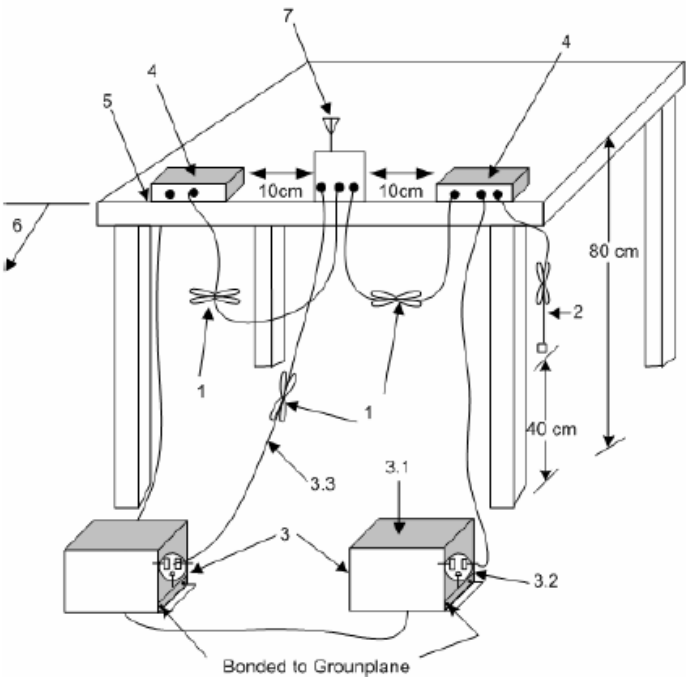

3.1.5 Test Result

Please refer to Appendix A.

3.2 UWB bandwidth

3.2.1 UWB bandwidth Limit

UWB bandwidth Limit
UWB bandwidth ≥ 500 MHz or Fractional bandwidth ≥ 0.2; Fractional bandwidth = $2(f_H - f_L)/(f_H + f_L)$

3.2.2 Measuring Instruments

Refer a test equipment and calibration data table in this test report.

3.2.3 Test Procedures

Test Method	
■ For the UWB bandwidth shall be measured using one of the options below:	
	■ Refer as ANSI C63.10, clause 6.9.2 and clause 10.1 for UWB bandwidth testing.

3.2.4 Test Setup

UWB Bandwidth - Test Distance: 3m

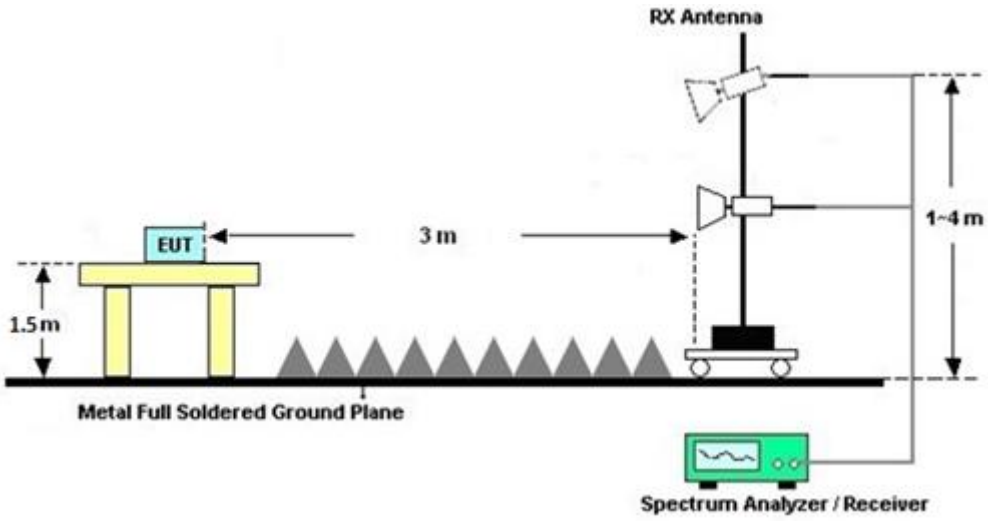

3.2.5 Test Result of UWB Bandwidth

Test mode	F_L (MHz)	F_H (MHz)	UWB Bandwidth (MHz)	Bandwidth limit (MHz)	Result	Pol [H/V]
1	7659	8239	580	≥ 500	Pass	H
2	7670	8234	564	≥ 500	Pass	H
3	7688	8250	562	≥ 500	Pass	H
4	7652	8237	585	≥ 500	Pass	H
5	7655	8248	593	≥ 500	Pass	H
6	7656	8286	630	≥ 500	Pass	H
7	7669	8243	574	≥ 500	Pass	H
8	7670	8222	552	≥ 500	Pass	H
9	7656	8271	615	≥ 500	Pass	H
10	7653	8245	592	≥ 500	Pass	H
11	7644	8180	536	≥ 500	Pass	H
12	7656	8240	584	≥ 500	Pass	H
13	6240	6769	529	≥ 500	Pass	H
14	6226	6809	583	≥ 500	Pass	H
15	6249	6770	521	≥ 500	Pass	H
16	6259	6761	502	≥ 500	Pass	H
17	6226	6796	570	≥ 500	Pass	H
18	6256	6805	549	≥ 500	Pass	H
19	6243	6761	518	≥ 500	Pass	H
20	6234	6813	579	≥ 500	Pass	H
21	6264	6771	507	≥ 500	Pass	H
22	6240	6757	517	≥ 500	Pass	H
23	6248	6789	541	≥ 500	Pass	H
24	6263	6776	513	≥ 500	Pass	H

Test mode	F_L (MHz)	F_H (MHz)	UWB Bandwidth (MHz)	Bandwidth limit (MHz)	Result	Pol [H/V]
25	6115	6709	594	≥ 500	Pass	H
26	6110	6704	594	≥ 500	Pass	H
27	6115	6708	593	≥ 500	Pass	H
28	6116	6708	592	≥ 500	Pass	H
29	6117	6711	594	≥ 500	Pass	H
30	6115	6708	593	≥ 500	Pass	H
31	6091	6711	620	≥ 500	Pass	H
32	6117	6701	584	≥ 500	Pass	H
33	6115	6708	593	≥ 500	Pass	H
34	6115	6708	593	≥ 500	Pass	H
35	6132	6690	558	≥ 500	Pass	H
36	6115	6708	593	≥ 500	Pass	H
37	7644	8300	656	≥ 500	Pass	H
38	7632	8334	702	≥ 500	Pass	H
39	7613	8331	718	≥ 500	Pass	H
40	7628	8338	710	≥ 500	Pass	H
41	7636	8323	687	≥ 500	Pass	H
42	7643	8318	675	≥ 500	Pass	H
43	7638	8305	667	≥ 500	Pass	H
44	7639	8315	676	≥ 500	Pass	H
45	7631	8306	675	≥ 500	Pass	H
46	7662	8299	637	≥ 500	Pass	H
47	7655	8258	603	≥ 500	Pass	H
48	7639	8321	682	≥ 500	Pass	H

CH09 UWB Bandwidth

Mode 1: cidx-9_sts-1_packet length-125

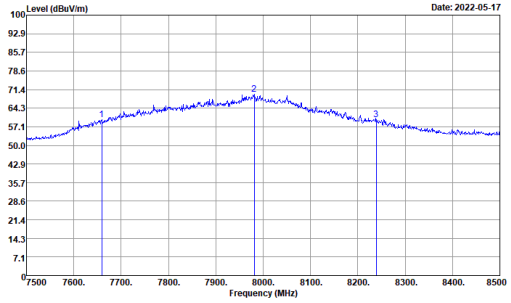

Site : 03CH20-HY
Condition : 3m 9120D_02294_1110622 HORIZONTAL
: RBW:1000.000KHz VBW:3000.000KHz SWT:3.000sec
Project : 1O2919-05
EUT : #9
Channel : CH9
cidx : 9
sts_mode : 1
packet_length : 125
power_hex : 0x9e9e7c9e
PG Delay : 26

	Freq	Level	Over Limit	Limit Line	ReadAntenna Level	Cable Factor	Preamp Loss	Factor	A/Pos	T/Pos	Remark
	MHz	dBuV/m	dB	dBuV/m	dBuV	dB/m	dB	dB	cm	deg	
1	7659.00	59.90	------	------	46.97	36.25	15.51	38.83	---	---	Peak
2	7981.00	69.70	------	------	55.56	37.10	16.18	39.14	---	---	Peak
3	8239.00	59.86	------	------	46.32	36.98	16.01	39.45	---	---	Peak

Mode 2: cidx-9_sts-0_packet length-125

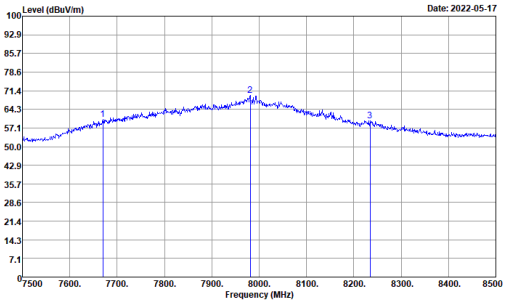

Site : 03CH20-HY
Condition : 3m 9120D_02294_1110622 HORIZONTAL
: RBW:1000.000KHz VBW:3000.000KHz SWT:3.000sec
Project : 1O2919-05
EUT : #9
Channel : CH9
cidx : 9
sts_mode : 0
packet_length : 125
power_hex : 0x9e9e7c9e
PG Delay : 26

	Freq	Level	Over Limit	Limit Line	ReadAntenna Level	Cable Factor	Preamp Loss	Factor	A/Pos	T/Pos	Remark
	MHz	dBuV/m	dB	dBuV/m	dBuV	dB/m	dB	dB	cm	deg	
1	7670.00	60.37	------	------	47.35	36.32	15.54	38.84	---	---	Peak
2	7981.00	69.56	------	------	55.42	37.10	16.18	39.14	---	---	Peak
3	8234.00	59.91	------	------	46.38	36.97	16.00	39.44	---	---	Peak

Mode 3: cidx-9_sts-3_packet length-0

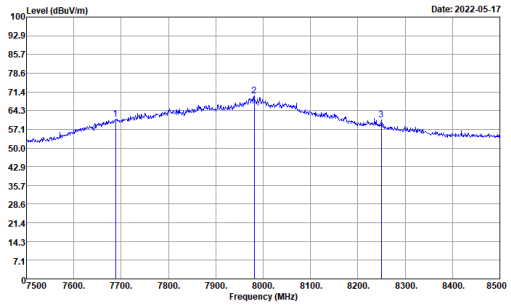

Site : 03CH20-HY
Condition : 3m 9120D_02294_1110622 HORIZONTAL
: RBW:1000.000KHz VBW:3000.000KHz SWT:3.000sec
Project : 1O2919-05
EUT : #9
Channel : CH9
cidx : 9
sts_mode : 3
packet_length : 0
power_hex : 0x9e9e7c9e
PG Delay : 26

	Freq	Level	Over Limit	Limit Line	ReadAntenna Level	Cable Factor	Preamp Loss	Factor	A/Pos	T/Pos	Remark
	MHz	dBuV/m	dB	dBuV/m	dBuV	dB/m	dB	dB	cm	deg	
1	7688.00	61.09	------	------	47.92	36.43	15.60	38.86	---	---	Peak
2	7981.00	69.92	------	------	55.78	37.10	16.18	39.14	---	---	Peak
3	8250.00	60.74	------	------	47.16	37.00	16.04	39.46	---	---	Peak

CH09 UWB Bandwidth

Mode 4: cidx-10_sts-1_packet length-125

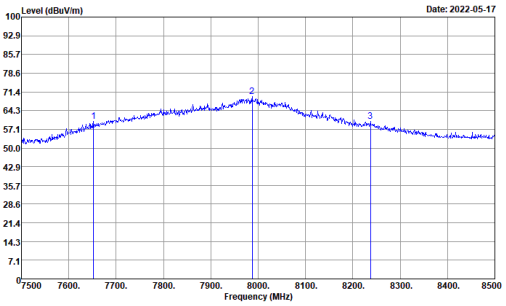

Site : 03CH20-HY
Condition : 3m 9120D_02294_1110622 HORIZONTAL
: RBW:1000.000KHz VBW:3000.000KHz SWT:3.000sec
Project : 1O2919-05
EUT : #9
Channel : CH9
cidx : 10
sts_mode : 1
packet_length : 125
power_hex : 0x8e8e748e
PG Delay : 26

	Freq	Level	Over Limit	Limit Line	ReadAntenna Level	Cable Factor	Preamp Loss	Factor	A/Pos	T/Pos	Remark
	MHz	dBuV/m	dB	dBuV/m	dBuV	dB/m	dB	dB	cm	deg	
1	7652.00	60.19	------	------	47.32	36.21	15.49	38.83	---	---	Peak
2	7987.00	69.57	------	------	55.44	37.10	16.18	39.15	---	---	Peak
3	8237.00	60.14	------	------	46.60	36.97	16.01	39.44	---	---	Peak

Mode 5: cidx-10_sts-0_packet length-125

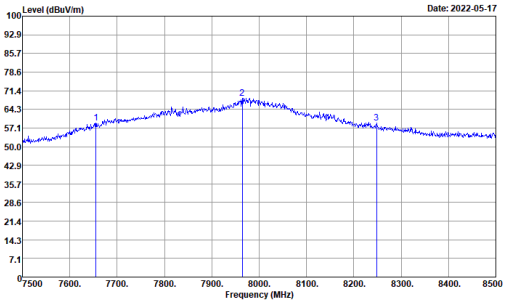

Site : 03CH20-HY
Condition : 3m 9120D_02294_1110622 HORIZONTAL
: RBW:1000.000KHz VBW:3000.000KHz SWT:3.000sec
Project : 1O2919-05
EUT : #9
Channel : CH9
cidx : 10
sts_mode : 0
packet_length : 125
power_hex : 0x8e8e748e
PG Delay : 26

	Freq	Level	Over Limit	Limit Line	ReadAntenna Level	Cable Factor	Preamp Loss	Factor	A/Pos	T/Pos	Remark
	MHz	dBuV/m	dB	dBuV/m	dBuV	dB/m	dB	dB	cm	deg	
1	7655.00	58.92	------	------	46.02	36.23	15.50	38.83	---	---	Peak
2	7964.00	68.62	------	------	54.49	37.10	16.16	39.13	---	---	Peak
3	8248.00	58.93	------	------	45.36	37.00	16.03	39.46	---	---	Peak

Mode 6: cidx-10_sts-3_packet length-0

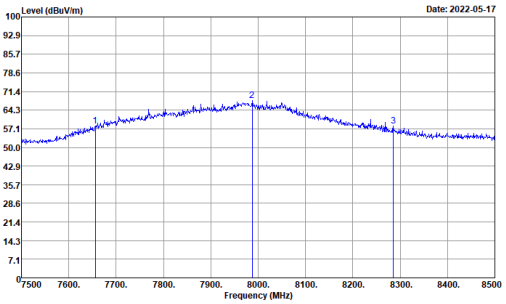

Site : 03CH20-HY
Condition : 3m 9120D_02294_1110622 HORIZONTAL
: RBW:1000.000KHz VBW:3000.000KHz SWT:3.000sec
Project : 1O2919-05
EUT : #9
Channel : CH9
cidx : 10
sts_mode : 3
packet_length : 0
power_hex : 0x8e8e748e
PG Delay : 26

	Freq	Level	Over Limit	Limit Line	ReadAntenna Level	Cable Factor	Preamp Loss	Factor	A/Pos	T/Pos	Remark
	MHz	dBuV/m	dB	dBuV/m	dBuV	dB/m	dB	dB	cm	deg	
1	7656.00	58.17	------	------	45.26	36.24	15.50	38.83	---	---	Peak
2	7987.00	67.84	------	------	53.71	37.10	16.18	39.15	---	---	Peak
3	8286.00	58.11	------	------	44.49	37.00	16.12	39.50	---	---	Peak

CH09 UWB Bandwidth

Mode 7: cidx-11_sts-1_packet length-125

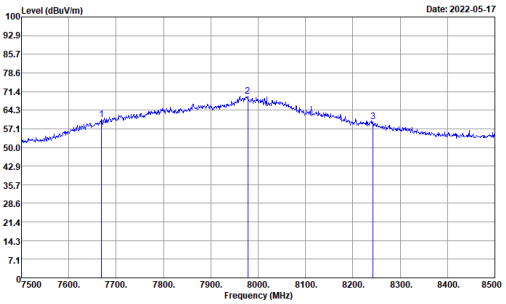

Site : 03CH20-HY
Condition : 3m 9120D_02294_1110622 HORIZONTAL
: RBW:1000.000KHz VBW:3000.000KHz SWT:3.000sec
Project : 1O2919-05
EUT : #9
Channel : CH9
cidx : 11
sts_mode : 1
packet_length : 125
power_hex : 0x9e9e7c9e
PG Delay : 26

	Freq	Level	Over Limit	Limit Line	ReadAntenna Level	Factor	Cable Loss	Preamp Factor	A/Pos	T/Pos	Remark
	MHz	dBuV/m	dB	dBuV/m	dBuV	dB/m	dB	dB	cm	deg	
1	7669.00	60.76	------	------	47.75	36.31	15.54	38.84	---	---	Peak
2	7978.00	69.68	------	------	55.55	37.10	16.17	39.14	---	---	Peak
3	8243.00	59.98	------	------	46.42	36.99	16.02	39.45	---	---	Peak

Mode 8: cidx-11_sts-0_packet length-125

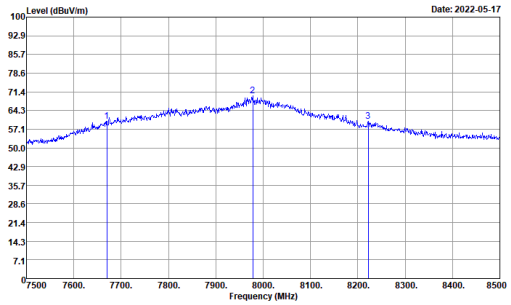

Site : 03CH20-HY
Condition : 3m 9120D_02294_1110622 HORIZONTAL
: RBW:1000.000KHz VBW:3000.000KHz SWT:3.000sec
Project : 1O2919-05
EUT : #9
Channel : CH9
cidx : 11
sts_mode : 0
packet_length : 125
power_hex : 0x9e9e7c9e
PG Delay : 26

	Freq	Level	Over Limit	Limit Line	ReadAntenna Level	Factor	Cable Loss	Preamp Factor	A/Pos	T/Pos	Remark
	MHz	dBuV/m	dB	dBuV/m	dBuV	dB/m	dB	dB	cm	deg	
1	7670.00	60.18	------	------	47.16	36.32	15.54	38.84	---	---	Peak
2	7978.00	69.93	------	------	55.80	37.10	16.17	39.14	---	---	Peak
3	8222.00	60.16	------	------	46.68	36.94	15.97	39.43	---	---	Peak

Mode 9: cidx-11_sts-3_packet length-0

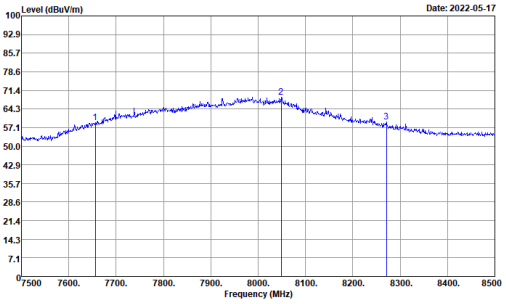

Site : 03CH20-HY
Condition : 3m 9120D_02294_1110622 HORIZONTAL
: RBW:1000.000KHz VBW:3000.000KHz SWT:3.000sec
Project : 1O2919-05
EUT : #9
Channel : CH9
cidx : 11
sts_mode : 3
packet_length : 0
power_hex : 0x9e9e7c9e
PG Delay : 26

	Freq	Level	Over Limit	Limit Line	ReadAntenna Level	Factor	Cable Loss	Preamp Factor	A/Pos	T/Pos	Remark
	MHz	dBuV/m	dB	dBuV/m	dBuV	dB/m	dB	dB	cm	deg	
1	7656.00	59.16	------	------	46.25	36.24	15.50	38.83	---	---	Peak
2	8049.00	68.89	------	------	54.88	37.10	16.13	39.22	---	---	Peak
3	8271.00	59.29	------	------	45.69	37.00	16.09	39.49	---	---	Peak

CH09 UWB Bandwidth

Mode 10: cidx-12_sts-1_packet length-125

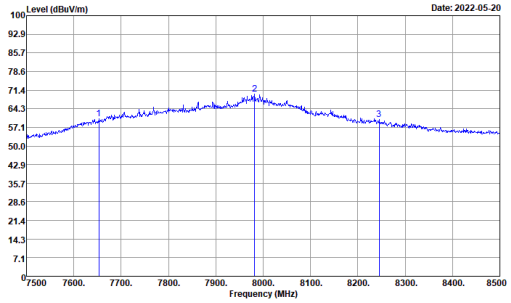

Site : 03CH20-HY
Condition : 3m 9120D_02294_1110622 HORIZONTAL
: RBW:1000.000KHz VBW:3000.000KHz SWT:3.000sec
Project : 1O2919-05
EUT : #9
Channel : CH9
cidx : 12
sts_mode : 1
packet_length : 125
power_hex : 0x8e8e748e
PG Delay : 20

	Freq	Level	Over Limit	Limit Line	ReadAntenna Level	Factor	Cable Loss	Preamp Factor	A/Pos	T/Pos	Remark
	MHz	dBuV/m	dB	dBuV/m	dBuV	dB/m	dB	dB	cm	deg	
1	7653.00	60.52	------	------	47.64	36.22	15.49	38.83	---	---	Peak
2	7982.00	69.86	------	------	55.72	37.10	16.18	39.14	---	---	Peak
3	8245.00	60.23	------	------	46.66	36.99	16.03	39.45	---	---	Peak

Mode 11: cidx-12_sts-0_packet length-125

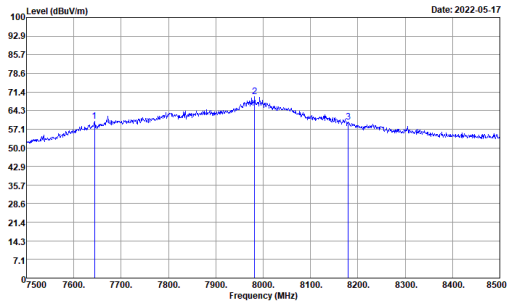

Site : 03CH20-HY
Condition : 3m 9120D_02294_1110622 HORIZONTAL
: RBW:1000.000KHz VBW:3000.000KHz SWT:3.000sec
Project : 1O2919-05
EUT : #9
Channel : CH9
cidx : 12
sts_mode : 0
packet_length : 125
power_hex : 0x8e8e748e
PG Delay : 20

	Freq	Level	Over Limit	Limit Line	ReadAntenna Level	Factor	Cable Loss	Preamp Factor	A/Pos	T/Pos	Remark
	MHz	dBuV/m	dB	dBuV/m	dBuV	dB/m	dB	dB	cm	deg	
1	7644.00	60.29	------	------	47.45	36.20	15.46	38.82	---	---	Peak
2	7982.00	69.51	------	------	55.37	37.10	16.18	39.14	---	---	Peak
3	8180.00	59.97	------	------	46.42	36.98	15.95	39.38	---	---	Peak

Mode 12: cidx-12_sts-3_packet length-0

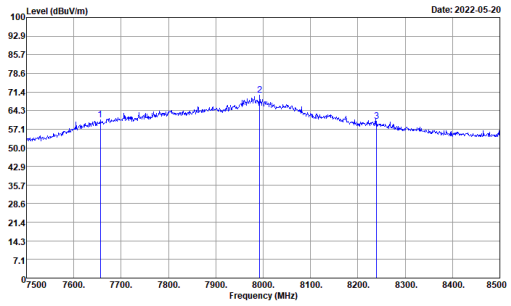

Site : 03CH20-HY
Condition : 3m 9120D_02294_1110622 HORIZONTAL
: RBW:1000.000KHz VBW:3000.000KHz SWT:3.000sec
Project : 1O2919-05
EUT : #9
Channel : CH9
cidx : 12
sts_mode : 3
packet_length : 0
power_hex : 0x8e8e748e
PG Delay : 20

	Freq	Level	Over Limit	Limit Line	ReadAntenna Level	Factor	Cable Loss	Preamp Factor	A/Pos	T/Pos	Remark
	MHz	dBuV/m	dB	dBuV/m	dBuV	dB/m	dB	dB	cm	deg	
1	7656.00	60.75	------	------	47.84	36.24	15.50	38.83	---	---	Peak
2	7993.00	70.16	------	------	56.02	37.10	16.19	39.15	---	---	Peak
3	8240.00	60.18	------	------	46.64	36.98	16.01	39.45	---	---	Peak

CH05 UWB Bandwidth

Mode 13: cidx-9_sts-1_packet length-125

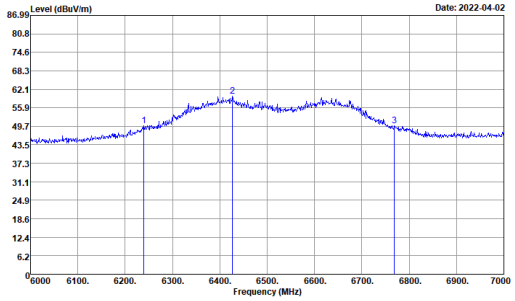

Site : 03CH20-HY
Condition : 3m 9120D_02294_1110622 HORIZONTAL
: RBW:1000.000KHz VBW:3000.000KHz SWT:3.000sec
Projaect : 1O2919-05
EUT : #9
Channel : CH5
cidx : 9
sts_mode : 1
packet_length : 125
power_hex : 0x4f4f444f
PG Delay : 20

	Freq	Level	Over Limit	Limit Line	ReadAntenna Level	Cable Factor	Preamp Loss	Factor	A/Pos	T/Pos	Remark
	MHz	dBuV/m	dB	dBuV/m	dBuV	dB/m	dB	dB	cm	deg	
1	6240.00	50.00	------	------	39.43	34.16	14.28	37.87	---	---	Peak
2	6427.00	59.76	------	------	48.29	34.71	14.54	37.78	---	---	Peak
3	6769.00	49.96	------	------	37.26	35.84	14.89	38.03	---	---	Peak

Mode 14: cidx-9_sts-0_packet length-125

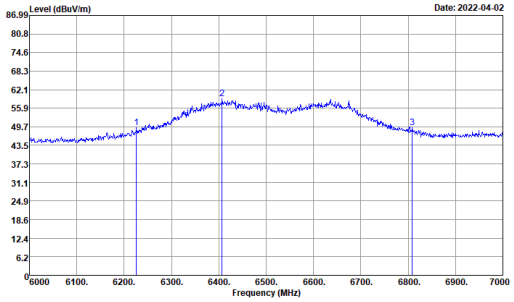

Site : 03CH20-HY
Condition : 3m 9120D_02294_1110622 HORIZONTAL
: RBW:1000.000KHz VBW:3000.000KHz SWT:3.000sec
Projaect : 1O2919-05
EUT : #9
Channel : CH5
cidx : 9
sts_mode : 0
packet_length : 125
power_hex : 0x4f4f444f
PG Delay : 20

	Freq	Level	Over Limit	Limit Line	ReadAntenna Level	Cable Factor	Preamp Loss	Factor	A/Pos	T/Pos	Remark
	MHz	dBuV/m	dB	dBuV/m	dBuV	dB/m	dB	dB	cm	deg	
1	6226.00	49.34	------	------	38.86	34.10	14.26	37.88	---	---	Peak
2	6407.00	59.04	------	------	47.67	34.63	14.53	37.79	---	---	Peak
3	6809.00	49.34	------	------	36.60	35.86	14.95	38.07	---	---	Peak

Mode 15: cidx-9_sts-3_packet length-0

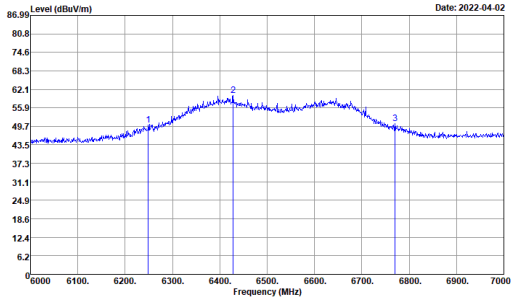

Site : 03CH20-HY
Condition : 3m 9120D_02294_1110622 HORIZONTAL
: RBW:1000.000KHz VBW:3000.000KHz SWT:3.000sec
Projaect : 1O2919-05
EUT : #9
Channel : CH5
cidx : 9
sts_mode : 3
packet_length : 0
power_hex : 0x4f4f444f
PG Delay : 20

	Freq	Level	Over Limit	Limit Line	ReadAntenna Level	Cable Factor	Preamp Loss	Factor	A/Pos	T/Pos	Remark
	MHz	dBuV/m	dB	dBuV/m	dBuV	dB/m	dB	dB	cm	deg	
1	6249.00	50.20	------	------	39.57	34.20	14.30	37.87	---	---	Peak
2	6428.00	60.03	------	------	48.56	34.71	14.54	37.78	---	---	Peak
3	6770.00	50.57	------	------	37.87	35.84	14.89	38.03	---	---	Peak

CH05 UWB Bandwidth

Mode 16: cidx-10_sts-1_packet length-125

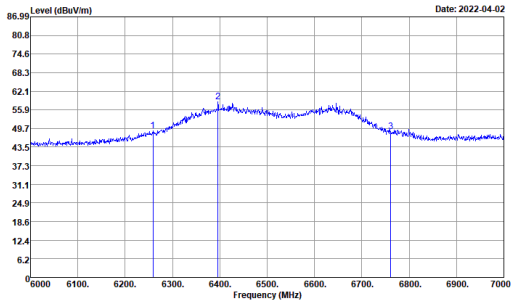

Site : 03CH20-HY
Condition : 3m 9120D_02294_1110622 HORIZONTAL
: RBW:1000.000KHz VBW:3000.000KHz SWT:3.000sec
Projaect : 1O2919-05
EUT : #9
Channel : CH5
cidx : 10
sts_mode : 1
packet_length : 125
power_hex : 0x3f3f343f
PG Delay : 20

	Freq	Level	Over Limit	Limit Line	ReadAntenna Level	Factor	Cable Loss	Preamp Factor	A/Pos	T/Pos	Remark
	MHz	dBuV/m	dB	dBuV/m	dBuV	dB/m	dB	dB	cm	deg	
1	6259.00	48.83	------	------	38.16	34.22	14.31	37.86	---	---	Peak
2	6396.00	58.68	------	------	47.37	34.59	14.52	37.80	---	---	Peak
3	6761.00	48.75	------	------	36.07	35.82	14.88	38.02	---	---	Peak

Mode 17: cidx-10_sts-0_packet length-125

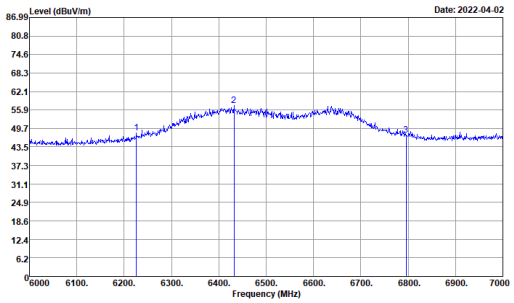

Site : 03CH20-HY
Condition : 3m 9120D_02294_1110622 HORIZONTAL
: RBW:1000.000KHz VBW:3000.000KHz SWT:3.000sec
Projaect : 1O2919-05
EUT : #9
Channel : CH5
cidx : 10
sts_mode : 0
packet_length : 125
power_hex : 0x3f3f343f
PG Delay : 20

	Freq	Level	Over Limit	Limit Line	ReadAntenna Level	Factor	Cable Loss	Preamp Factor	A/Pos	T/Pos	Remark
	MHz	dBuV/m	dB	dBuV/m	dBuV	dB/m	dB	dB	cm	deg	
1	6226.00	48.16	------	------	37.68	34.10	14.26	37.88	---	---	Peak
2	6432.00	57.31	------	------	45.81	34.73	14.55	37.78	---	---	Peak
3	6796.00	47.49	------	------	34.73	35.89	14.93	38.06	---	---	Peak

Mode 18: cidx-10_sts-3_packet length-0

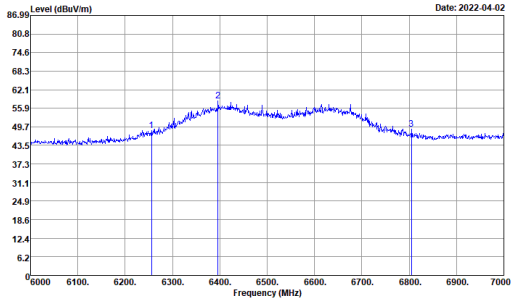

Site : 03CH20-HY
Condition : 3m 9120D_02294_1110622 HORIZONTAL
: RBW:1000.000KHz VBW:3000.000KHz SWT:3.000sec
Projaect : 1O2919-05
EUT : #9
Channel : CH5
cidx : 10
sts_mode : 3
packet_length : 0
power_hex : 0x3f3f343f
PG Delay : 20

	Freq	Level	Over Limit	Limit Line	ReadAntenna Level	Factor	Cable Loss	Preamp Factor	A/Pos	T/Pos	Remark
	MHz	dBuV/m	dB	dBuV/m	dBuV	dB/m	dB	dB	cm	deg	
1	6256.00	48.50	------	------	37.84	34.21	14.31	37.86	---	---	Peak
2	6396.00	58.40	------	------	47.09	34.59	14.52	37.80	---	---	Peak
3	6805.00	48.98	------	------	36.22	35.88	14.95	38.07	---	---	Peak

CH05 UWB Bandwidth

Mode 19: cidx-11_sts-1_packet length-125

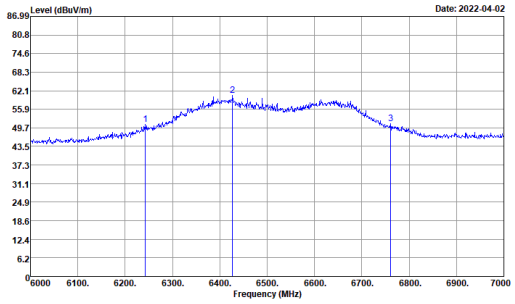

Site : 03CH20-HY
Condition : 3m 9120D_02294_1110622 HORIZONTAL
: RBW:1000.000KHz VBW:3000.000KHz SWT:3.000sec
Projaect : 1O2919-05
EUT : #9
Channel : CH5
cidx : 11
sts_mode : 1
packet_length : 125
power_hex : 0x4f4f444f
PG Delay : 20

	Freq	Level	Over Limit	Limit Line	ReadAntenna Level	Antenna Factor	Cable Loss	Preamp Factor	A/Pos	T/Pos	Remark
	MHz	dBuV/m	dB	dBuV/m	dBuV	dB/m	dB	dB	cm	deg	
1	6243.00	50.80	------	------	40.21	34.17	14.29	37.87	---	---	Peak
2	6427.00	60.49	------	------	49.02	34.71	14.54	37.78	---	---	Peak
3	6761.00	51.11	------	------	38.43	35.82	14.88	38.02	---	---	Peak

Mode 20: cidx-11_sts-0_packet length-125

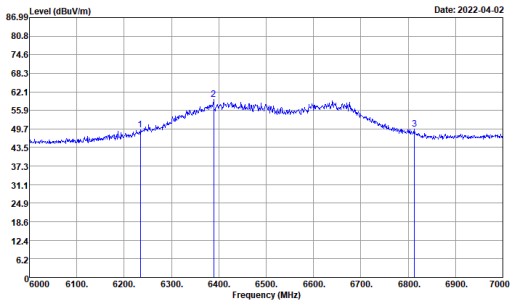

Site : 03CH20-HY
Condition : 3m 9120D_02294_1110622 HORIZONTAL
: RBW:1000.000KHz VBW:3000.000KHz SWT:3.000sec
Projaect : 1O2919-05
EUT : #9
Channel : CH5
cidx : 11
sts_mode : 0
packet_length : 125
power_hex : 0x4f4f444f
PG Delay : 20

	Freq	Level	Over Limit	Limit Line	ReadAntenna Level	Antenna Factor	Cable Loss	Preamp Factor	A/Pos	T/Pos	Remark
	MHz	dBuV/m	dB	dBuV/m	dBuV	dB/m	dB	dB	cm	deg	
1	6234.00	49.33	------	------	38.79	34.14	14.27	37.87	---	---	Peak
2	6389.00	59.58	------	------	48.29	34.58	14.51	37.80	---	---	Peak
3	6813.00	49.74	------	------	37.01	35.85	14.96	38.08	---	---	Peak

Mode 21: cidx-11_sts-3_packet length-0

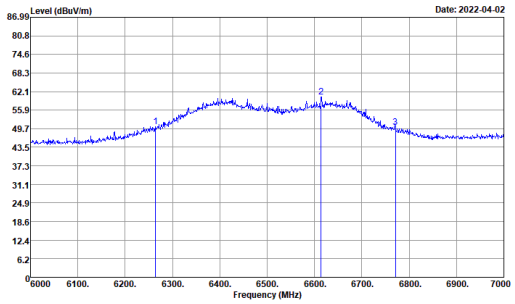

Site : 03CH20-HY
Condition : 3m 9120D_02294_1110622 HORIZONTAL
: RBW:1000.000KHz VBW:3000.000KHz SWT:3.000sec
Projaect : 1O2919-05
EUT : #9
Channel : CH5
cidx : 11
sts_mode : 3
packet_length : 0
power_hex : 0x4f4f444f
PG Delay : 20

	Freq	Level	Over Limit	Limit Line	ReadAntenna Level	Antenna Factor	Cable Loss	Preamp Factor	A/Pos	T/Pos	Remark
	MHz	dBuV/m	dB	dBuV/m	dBuV	dB/m	dB	dB	cm	deg	
1	6264.00	50.39	------	------	39.70	34.23	14.32	37.86	---	---	Peak
2	6614.00	60.43	------	------	47.95	35.70	14.65	37.87	---	---	Peak
3	6771.00	50.24	------	------	37.53	35.84	14.90	38.03	---	---	Peak

CH05 UWB Bandwidth

Mode 22: cidx-12_sts-1_packet length-125

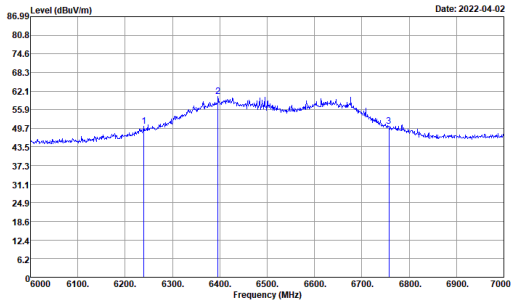

Site : 03CH20-HY
Condition : 3m 9120D_02294_1110622 HORIZONTAL
: RBW:1000.000KHz VBW:3000.000KHz SWT:3.000sec
Projaect : 1O2919-05
EUT : #9
Channel : CH5
cidx : 12
sts_mode : 1
packet_length : 125
power_hex : 0x4f4f444f
PG Delay : 20

	Freq	Level	Over Limit	Limit Line	ReadAntenna Level	Factor	Cable Loss	Preamp Factor	A/Pos	T/Pos	Remark
	MHz	dBuV/m	dB	dBuV/m	dBuV	dB/m	dB	dB	cm	deg	
1	6240.00	50.44	------	------	39.87	34.16	14.28	37.87	---	---	Peak
2	6396.00	60.30	------	------	48.99	34.59	14.52	37.80	---	---	Peak
3	6757.00	50.39	------	------	37.73	35.81	14.87	38.02	---	---	Peak

Mode 23: cidx-12_sts-0_packet length-125

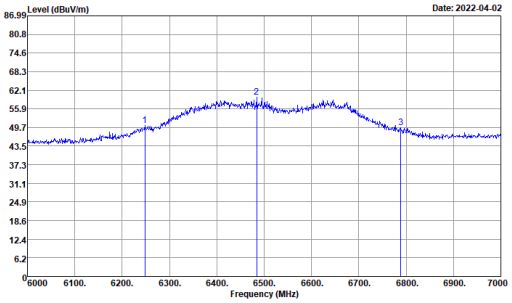

Site : 03CH20-HY
Condition : 3m 9120D_02294_1110622 HORIZONTAL
: RBW:1000.000KHz VBW:3000.000KHz SWT:3.000sec
Projaect : 1O2919-05
EUT : #9
Channel : CH5
cidx : 12
sts_mode : 0
packet_length : 125
power_hex : 0x4f4f444f
PG Delay : 20

	Freq	Level	Over Limit	Limit Line	ReadAntenna Level	Factor	Cable Loss	Preamp Factor	A/Pos	T/Pos	Remark
	MHz	dBuV/m	dB	dBuV/m	dBuV	dB/m	dB	dB	cm	deg	
1	6248.00	50.45	------	------	39.84	34.19	14.29	37.87	---	---	Peak
2	6484.00	59.79	------	------	47.98	35.00	14.57	37.76	---	---	Peak
3	6789.00	49.67	------	------	36.92	35.88	14.92	38.05	---	---	Peak

Mode 24: cidx-12_sts-3_packet length-0

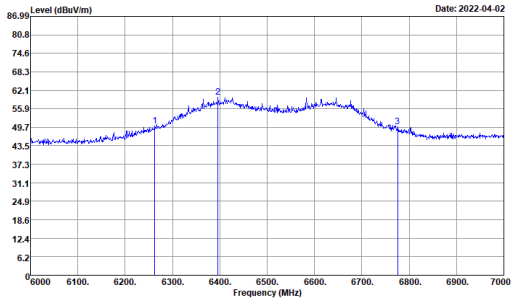

Site : 03CH20-HY
Condition : 3m 9120D_02294_1110622 HORIZONTAL
: RBW:1000.000KHz VBW:3000.000KHz SWT:3.000sec
Projaect : 1O2919-05
EUT : #9
Channel : CH5
cidx : 12
sts_mode : 3
packet_length : 0
power_hex : 0x4f4f444f
PG Delay : 20

	Freq	Level	Over Limit	Limit Line	ReadAntenna Level	Factor	Cable Loss	Preamp Factor	A/Pos	T/Pos	Remark
	MHz	dBuV/m	dB	dBuV/m	dBuV	dB/m	dB	dB	cm	deg	
1	6263.00	50.04	------	------	39.35	34.23	14.32	37.86	---	---	Peak
2	6396.00	59.78	------	------	48.47	34.59	14.52	37.80	---	---	Peak
3	6776.00	49.98	------	------	37.27	35.85	14.90	38.04	---	---	Peak

CH05 UWB Bandwidth

Mode 25: cidx-9_sts-1_packet length-125

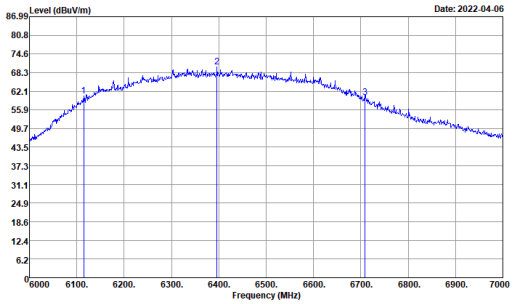

Site : 03CH20-HY
Condition : 3m 9120D_02294_1110622 HORIZONTAL
Projaect : 1O2919-05
EUT : #9
Channel : CH5
cidx : 9
sts_mode : 1
packet_length : 125
power_hex : 0xbfbf9cbf
PG Delay : 26

	Freq	Level	Over Limit	Limit Line	ReadAntenna Level	Factor	Cable Loss	Preamp Factor	A/Pos	T/Pos	Remark
	MHz	dBuV/m	dB	dBuV/m	dBuV	dB/m	dB	dB	cm	deg	
1	6115.00	60.66	------	------	50.40	34.10	14.09	37.93	---	---	Peak
2	6396.00	70.16	------	------	58.85	34.59	14.52	37.80	---	---	Peak
3	6709.00	60.20	------	------	47.49	35.88	14.80	37.97	---	---	Peak

Mode 26: cidx-9_sts-0_packet length-125

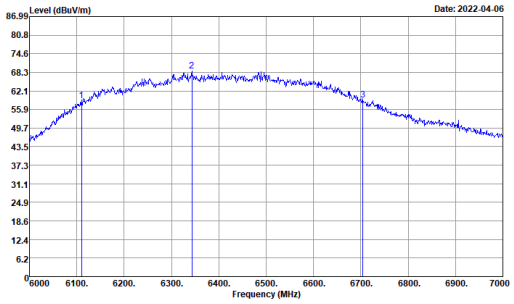

Site : 03CH20-HY
Condition : 3m 9120D_02294_1110622 HORIZONTAL
Projaect : 1O2919-05
EUT : #9
Channel : CH5
cidx : 9
sts_mode : 0
packet_length : 125
power_hex : 0xbfbf9cbf
PG Delay : 26

	Freq	Level	Over Limit	Limit Line	ReadAntenna Level	Factor	Cable Loss	Preamp Factor	A/Pos	T/Pos	Remark
	MHz	dBuV/m	dB	dBuV/m	dBuV	dB/m	dB	dB	cm	deg	
1	6110.00	58.90	------	------	48.64	34.10	14.09	37.93	---	---	Peak
2	6343.00	68.80	------	------	57.71	34.47	14.44	37.82	---	---	Peak
3	6704.00	59.01	------	------	46.29	35.89	14.79	37.96	---	---	Peak

Mode 27: cidx-9_sts-3_packet length-0

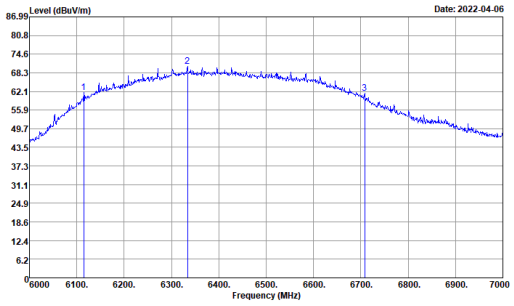

Site : 03CH20-HY
Condition : 3m 9120D_02294_1110622 HORIZONTAL
Projaect : 1O2919-05
EUT : #9
Channel : CH5
cidx : 9
sts_mode : 3
packet_length : 0
power_hex : 0xbfbf9cbf
PG Delay : 26

	Freq	Level	Over Limit	Limit Line	ReadAntenna Level	Factor	Cable Loss	Preamp Factor	A/Pos	T/Pos	Remark
	MHz	dBuV/m	dB	dBuV/m	dBuV	dB/m	dB	dB	cm	deg	
1	6115.00	61.85	------	------	51.59	34.10	14.09	37.93	---	---	Peak
2	6334.00	70.42	------	------	59.38	34.44	14.43	37.83	---	---	Peak
3	6708.00	61.53	------	------	48.82	35.88	14.80	37.97	---	---	Peak

CH05 UWB Bandwidth

Mode 28: cidx-10_sts-1_packet length-125

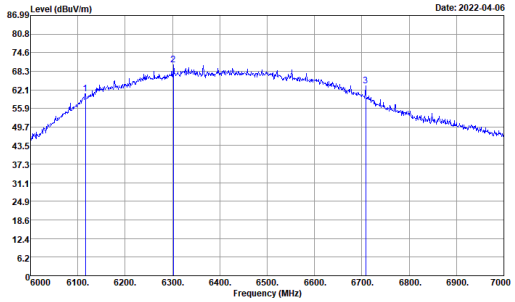

Site : 03CH20-HY
Condition : 3m 9120D_02294_1110622 HORIZONTAL
Projaect : 1O2919-05
EUT : #9
Channel : CH5
cidx : 10
sts_mode : 1
packet_length : 125
power_hex : 0xbfbf9cbf
PG Delay : 26

	Freq	Level	Over Limit	Limit Line	ReadAntenna Level	Factor	Cable Loss	Preamp Factor	A/Pos	T/Pos	Remark
	MHz	dBuV/m	dB	dBuV/m	dBuV	dB/m	dB	dB	cm	deg	
1	6116.00	60.85	------	------	50.59	34.10	14.09	37.93	---	---	Peak
2	6302.00	70.45	------	------	59.60	34.31	14.38	37.84	---	---	Peak
3	6708.00	63.43	------	------	50.72	35.88	14.80	37.97	---	---	Peak

Mode 29: cidx-10_sts-0_packet length-125

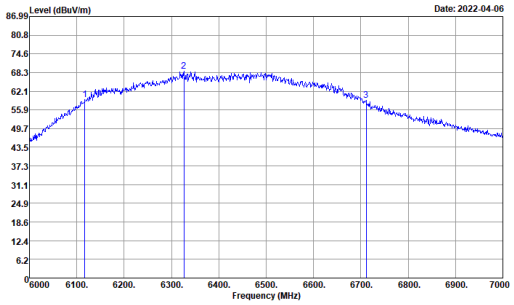

Site : 03CH20-HY
Condition : 3m 9120D_02294_1110622 HORIZONTAL
Projaect : 1O2919-05
EUT : #9
Channel : CH5
cidx : 10
sts_mode : 0
packet_length : 125
power_hex : 0xbfbf9cbf
PG Delay : 26

	Freq	Level	Over Limit	Limit Line	ReadAntenna Level	Factor	Cable Loss	Preamp Factor	A/Pos	T/Pos	Remark
	MHz	dBuV/m	dB	dBuV/m	dBuV	dB/m	dB	dB	cm	deg	
1	6117.00	59.42	------	------	49.15	34.10	14.10	37.93	---	---	Peak
2	6326.00	68.76	------	------	57.77	34.40	14.42	37.83	---	---	Peak
3	6711.00	59.01	------	------	46.30	35.88	14.80	37.97	---	---	Peak

Mode 30: cidx-10_sts-3_packet length-0

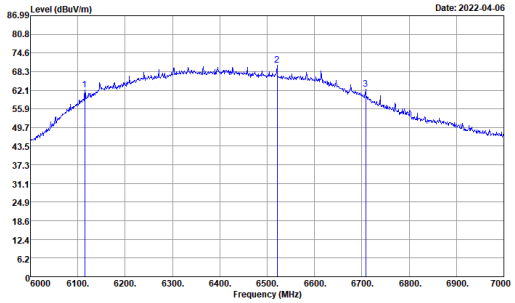

Site : 03CH20-HY
Condition : 3m 9120D_02294_1110622 HORIZONTAL
Projaect : 1O2919-05
EUT : #9
Channel : CH5
cidx : 10
sts_mode : 3
packet_length : 0
power_hex : 0xbfbf9cbf
PG Delay : 26

	Freq	Level	Over Limit	Limit Line	ReadAntenna Level	Factor	Cable Loss	Preamp Factor	A/Pos	T/Pos	Remark
	MHz	dBuV/m	dB	dBuV/m	dBuV	dB/m	dB	dB	cm	deg	
1	6115.00	62.30	------	------	52.04	34.10	14.09	37.93	---	---	Peak
2	6521.00	70.56	------	------	58.51	35.23	14.59	37.77	---	---	Peak
3	6708.00	62.52	------	------	49.81	35.88	14.80	37.97	---	---	Peak

CH05 UWB Bandwidth

Mode 31: cidx-11_sts-1_packet length-125

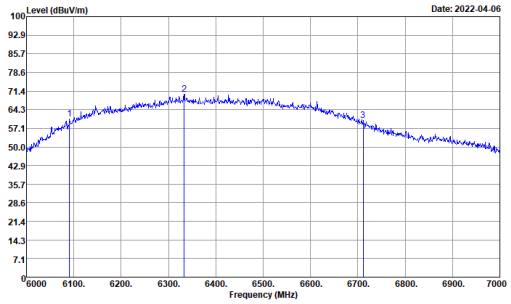

Site : 03CH20-HY
Condition : 3m 9120D_02294_1110622 HORIZONTAL
Projaect : 1O2919-05
EUT : #9
Channel : CH5
cidx : 11
sts_mode : 1
packet_length : 125
power_hex : 0xdfdfb4df
PG Delay : 26

	Freq	Level	Over Limit	Limit Line	ReadAntenna Level	Cable Factor	Preamp Loss	Factor	A/Pos	T/Pos	Remark
	MHz	dBuV/m	dB	dBuV/m	dBuV	dB/m	dB	dB	cm	deg	
1	6091.00	60.72	------	------	50.46	34.14	14.06	37.94	---	---	Peak
2	6333.00	70.09	------	------	59.06	34.43	14.43	37.83	---	---	Peak
3	6711.00	60.14	------	------	47.43	35.88	14.80	37.97	---	---	Peak

Mode 32: cidx-11_sts-0_packet length-125

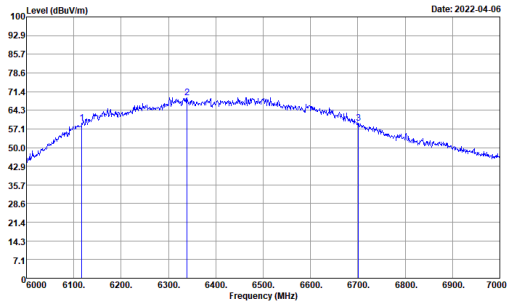

Site : 03CH20-HY
Condition : 3m 9120D_02294_1110622 HORIZONTAL
Projaect : 1O2919-05
EUT : #9
Channel : CH5
cidx : 11
sts_mode : 0
packet_length : 125
power_hex : 0xdfdfb4df
PG Delay : 26

	Freq	Level	Over Limit	Limit Line	ReadAntenna Level	Cable Factor	Preamp Loss	Factor	A/Pos	T/Pos	Remark
	MHz	dBuV/m	dB	dBuV/m	dBuV	dB/m	dB	dB	cm	deg	
1	6117.00	59.22	------	------	48.95	34.10	14.10	37.93	---	---	Peak
2	6339.00	69.17	------	------	58.09	34.46	14.44	37.82	---	---	Peak
3	6701.00	59.37	------	------	46.64	35.90	14.79	37.96	---	---	Peak

Mode 33: cidx-11_sts-3_packet length-0

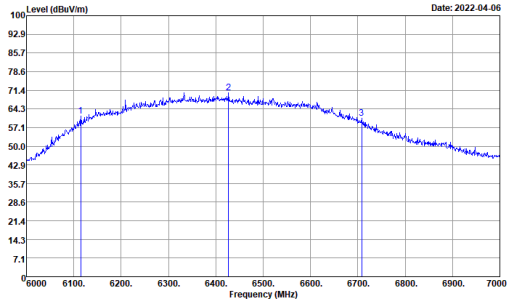

Site : 03CH20-HY
Condition : 3m 9120D_02294_1110622 HORIZONTAL
Projaect : 1O2919-05
EUT : #9
Channel : CH5
cidx : 11
sts_mode : 3
packet_length : 0
power_hex : 0xdfdfb4df
PG Delay : 26

	Freq	Level	Over Limit	Limit Line	ReadAntenna Level	Cable Factor	Preamp Loss	Factor	A/Pos	T/Pos	Remark
	MHz	dBuV/m	dB	dBuV/m	dBuV	dB/m	dB	dB	cm	deg	
1	6115.00	61.48	------	------	51.22	34.10	14.09	37.93	---	---	Peak
2	6427.00	70.49	------	------	59.02	34.71	14.54	37.78	---	---	Peak
3	6708.00	60.72	------	------	48.01	35.88	14.80	37.97	---	---	Peak

CH05 UWB Bandwidth

Mode 34: cidx-12_sts-1_packet length-125

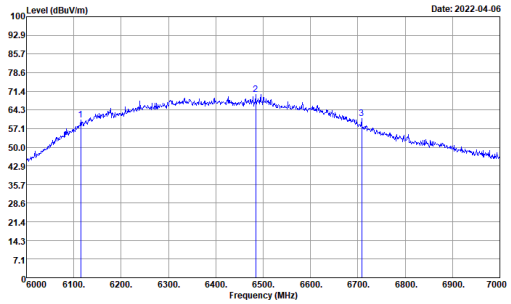

Site : 03CH20-HY
Condition : 3m 9120D_02294_1110622 HORIZONTAL
Projaect : 1O2919-05
EUT : #9
Channel : CH5
cidx : 12
sts_mode : 1
packet_length : 125
power_hex : 0xbfbf9cbf
PG Delay : 26

	Freq	Level	Over Limit	Limit Line	ReadAntenna Level	Antenna Factor	Cable Loss	Preamp Factor	A/Pos	T/Pos	Remark
	MHz	dBuV/m	dB	dBuV/m	dBuV	dB/m	dB	dB	cm	deg	
1	6115.00	60.46	------	------	50.20	34.10	14.09	37.93	---	---	Peak
2	6484.00	70.27	------	------	58.46	35.00	14.57	37.76	---	---	Peak
3	6708.00	61.03	------	------	48.32	35.88	14.80	37.97	---	---	Peak

Mode 35: cidx-12_sts-0_packet length-125

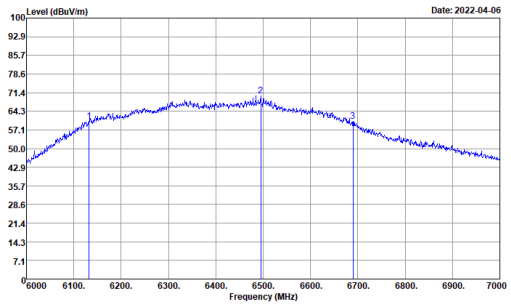

Site : 03CH20-HY
Condition : 3m 9120D_02294_1110622 HORIZONTAL
Projaect : 1O2919-05
EUT : #9
Channel : CH5
cidx : 12
sts_mode : 0
packet_length : 125
power_hex : 0xbfbf9cbf
PG Delay : 26

	Freq	Level	Over Limit	Limit Line	ReadAntenna Level	Antenna Factor	Cable Loss	Preamp Factor	A/Pos	T/Pos	Remark
	MHz	dBuV/m	dB	dBuV/m	dBuV	dB/m	dB	dB	cm	deg	
1	6132.00	60.34	------	------	50.04	34.10	14.12	37.92	---	---	Peak
2	6495.00	70.25	------	------	58.35	35.07	14.58	37.75	---	---	Peak
3	6690.00	60.41	------	------	47.73	35.86	14.77	37.95	---	---	Peak

Mode 36: cidx-12_sts-3_packet length-0

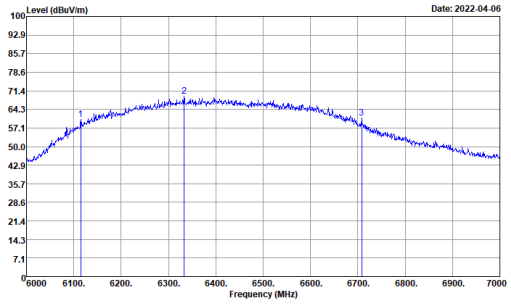

Site : 03CH20-HY
Condition : 3m 9120D_02294_1110622 HORIZONTAL
Projaect : 1O2919-05
EUT : #9
Channel : CH5
cidx : 12
sts_mode : 3
packet_length : 0
power_hex : 0xbfbf9cbf
PG Delay : 26

	Freq	Level	Over Limit	Limit Line	ReadAntenna Level	Antenna Factor	Cable Loss	Preamp Factor	A/Pos	T/Pos	Remark
	MHz	dBuV/m	dB	dBuV/m	dBuV	dB/m	dB	dB	cm	deg	
1	6115.00	60.38	------	------	50.12	34.10	14.09	37.93	---	---	Peak
2	6333.00	69.24	------	------	58.21	34.43	14.43	37.83	---	---	Peak
3	6708.00	60.92	------	------	48.21	35.88	14.80	37.97	---	---	Peak

CH09 UWB Bandwidth

Mode 37: cidx-9_sts-1_packet length-125

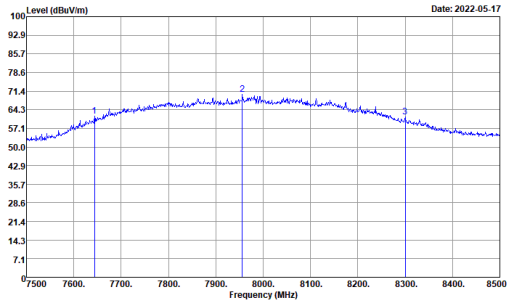

Site : 03CH20-HY
Condition : 3m 9120D_02294_1110622 HORIZONTAL
: RBW:1000.000KHz VBW:3000.000KHz SWT:3.000sec
Project : 1O2919-05
EUT : #9
Channel : CH9
cidx : 9
sts_mode : 1
packet_length : 125
power_hex : 0xbebe9cbe
PG Delay : 26

	Freq	Level	Over Limit	Limit Line	ReadAntenna Level	Factor	Cable Loss	Preamp Factor	A/Pos	T/Pos	Remark
	MHz	dBuV/m	dB	dBuV/m	dBuV	dB/m	dB	dB	cm	deg	
1	7644.00	61.78	------	------	48.94	36.20	15.46	38.82	---	---	Peak
2	7956.00	70.07	------	------	55.94	37.10	16.15	39.12	---	---	Peak
3	8300.00	61.68	------	------	48.05	37.00	16.15	39.52	---	---	Peak

Mode 38: cidx-9_sts-0_packet length-125

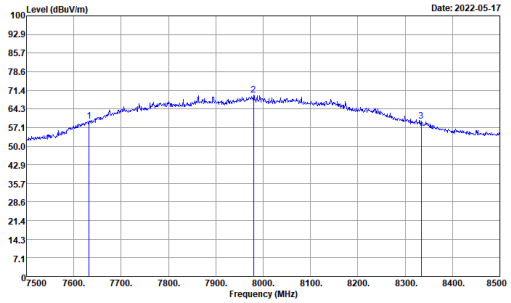

Site : 03CH20-HY
Condition : 3m 9120D_02294_1110622 HORIZONTAL
: RBW:1000.000KHz VBW:3000.000KHz SWT:3.000sec
Project : 1O2919-05
EUT : #9
Channel : CH9
cidx : 9
sts_mode : 0
packet_length : 125
power_hex : 0xbebe9cbe
PG Delay : 26

	Freq	Level	Over Limit	Limit Line	ReadAntenna Level	Factor	Cable Loss	Preamp Factor	A/Pos	T/Pos	Remark
	MHz	dBuV/m	dB	dBuV/m	dBuV	dB/m	dB	dB	cm	deg	
1	7632.00	59.73	------	------	46.92	36.20	15.42	38.81	---	---	Peak
2	7980.00	69.61	------	------	55.47	37.10	16.18	39.14	---	---	Peak
3	8334.00	59.68	------	------	45.87	37.14	16.23	39.56	---	---	Peak

Mode 39: cidx-9_sts-3_packet length-0

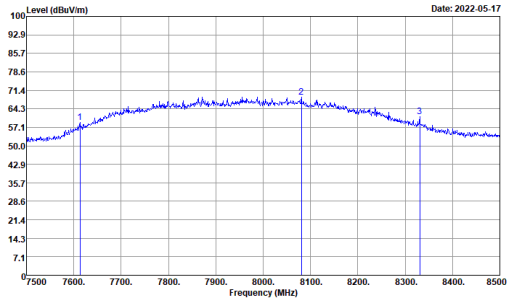

Site : 03CH20-HY
Condition : 3m 9120D_02294_1110622 HORIZONTAL
: RBW:1000.000KHz VBW:3000.000KHz SWT:3.000sec
Project : 1O2919-05
EUT : #9
Channel : CH9
cidx : 9
sts_mode : 3
packet_length : 0
power_hex : 0xbebe9cbe
PG Delay : 26

	Freq	Level	Over Limit	Limit Line	ReadAntenna Level	Factor	Cable Loss	Preamp Factor	A/Pos	T/Pos	Remark
	MHz	dBuV/m	dB	dBuV/m	dBuV	dB/m	dB	dB	cm	deg	
1	7613.00	59.06	------	------	46.29	36.20	15.36	38.79	---	---	Peak
2	8081.00	68.94	------	------	55.01	37.10	16.09	39.26	---	---	Peak
3	8331.00	61.16	------	------	47.37	37.12	16.23	39.56	---	---	Peak

CH09 UWB Bandwidth

Mode 40: cidx-10_sts-1_packet length-125

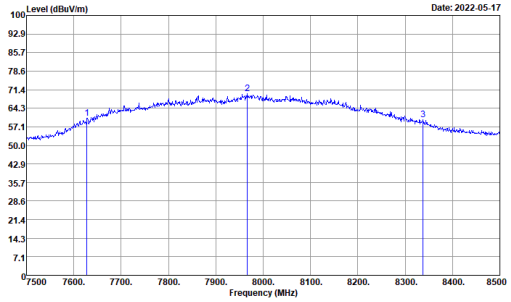

Site : 03CH20-HY
Condition : 3m 9120D_02294_1110622 HORIZONTAL
: RBW:1000.000KHz VBW:3000.000KHz SWT:3.000sec
Project : 1O2919-05
EUT : #9
Channel : CH9
cidx : 10
sts_mode : 1
packet_length : 125
power_hex : 0xbebe9cbe
PG Delay : 26

	Freq	Level	Over Limit	Limit Line	ReadAntenna Level	Antenna Factor	Cable Loss	Preamp Factor	A/Pos	T/Pos	Remark
	MHz	dBuV/m	dB	dBuV/m	dBuV	dB/m	dB	dB	cm	deg	
1	7628.00	60.47	------	------	47.66	36.20	15.41	38.80	---	---	Peak
2	7967.00	69.98	------	------	55.85	37.10	16.16	39.13	---	---	Peak
3	8338.00	60.00	------	------	46.18	37.15	16.24	39.57	---	---	Peak

Mode 41: cidx-10_sts-0_packet length-125

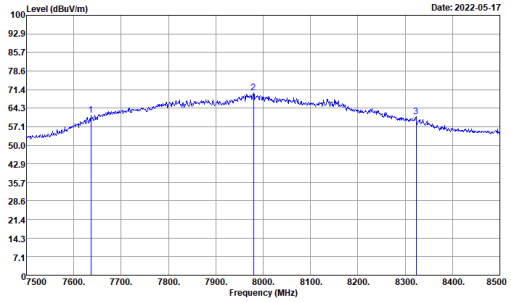

Site : 03CH20-HY
Condition : 3m 9120D_02294_1110622 HORIZONTAL
: RBW:1000.000KHz VBW:3000.000KHz SWT:3.000sec
Project : 1O2919-05
EUT : #9
Channel : CH9
cidx : 10
sts_mode : 0
packet_length : 125
power_hex : 0xbebe9cbe
PG Delay : 26

	Freq	Level	Over Limit	Limit Line	ReadAntenna Level	Antenna Factor	Cable Loss	Preamp Factor	A/Pos	T/Pos	Remark
	MHz	dBuV/m	dB	dBuV/m	dBuV	dB/m	dB	dB	cm	deg	
1	7636.00	61.45	------	------	48.62	36.20	15.44	38.81	---	---	Peak
2	7980.00	70.08	------	------	55.94	37.10	16.18	39.14	---	---	Peak
3	8323.00	60.99	------	------	47.24	37.09	16.21	39.55	---	---	Peak

Mode 42: cidx-10_sts-3_packet length-0

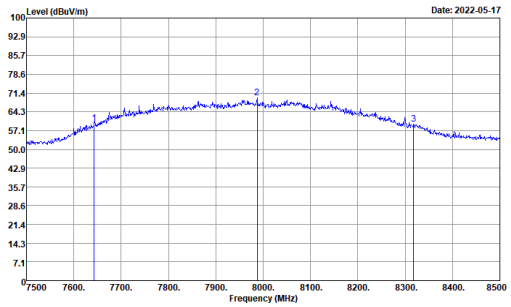

Site : 03CH20-HY
Condition : 3m 9120D_02294_1110622 HORIZONTAL
: RBW:1000.000KHz VBW:3000.000KHz SWT:3.000sec
Project : 1O2919-05
EUT : #9
Channel : CH9
cidx : 10
sts_mode : 3
packet_length : 0
power_hex : 0xbebe9cbe
PG Delay : 26

	Freq	Level	Over Limit	Limit Line	ReadAntenna Level	Antenna Factor	Cable Loss	Preamp Factor	A/Pos	T/Pos	Remark
	MHz	dBuV/m	dB	dBuV/m	dBuV	dB/m	dB	dB	cm	deg	
1	7643.00	59.77	------	------	46.93	36.20	15.46	38.82	---	---	Peak
2	7987.00	69.59	------	------	55.46	37.10	16.18	39.15	---	---	Peak
3	8318.00	59.65	------	------	45.92	37.07	16.20	39.54	---	---	Peak

CH09 UWB Bandwidth

Mode 43: cidx-11_sts-1_packet length-125

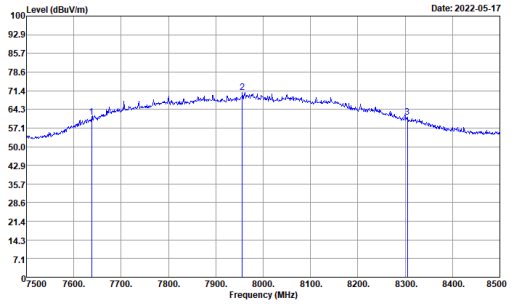

Site : 03CH20-HY
Condition : 3m 9120D_02294_1110622 HORIZONTAL
: RBW:1000.000KHz VBW:3000.000KHz SWT:3.000sec
Project : 1O2919-05
EUT : #9
Channel : CH9
cidx : 11
sts_mode : 1
packet_length : 125
power_hex : 0xbebe9cbe
PG Delay : 26

	Freq	Level	Over Limit	Limit Line	ReadAntenna Level	Cable Factor	Preamp Loss	Factor	A/Pos	T/Pos	Remark
	MHz	dBuV/m	dB	dBuV/m	dBuV	dB/m	dB	dB	cm	deg	
1	7638.00	61.41	------	------	48.58	36.20	15.44	38.81	---	---	Peak
2	7956.00	70.66	------	------	56.53	37.10	16.15	39.12	---	---	Peak
3	8305.00	61.17	------	------	47.51	37.02	16.17	39.53	---	---	Peak

Mode 44: cidx-11_sts-0_packet length-125

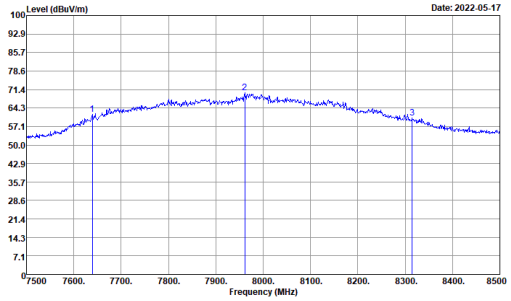

Site : 03CH20-HY
Condition : 3m 9120D_02294_1110622 HORIZONTAL
: RBW:1000.000KHz VBW:3000.000KHz SWT:3.000sec
Project : 1O2919-05
EUT : #9
Channel : CH9
cidx : 11
sts_mode : 0
packet_length : 125
power_hex : 0xbebe9cbe
PG Delay : 26

	Freq	Level	Over Limit	Limit Line	ReadAntenna Level	Cable Factor	Preamp Loss	Factor	A/Pos	T/Pos	Remark
	MHz	dBuV/m	dB	dBuV/m	dBuV	dB/m	dB	dB	cm	deg	
1	7639.00	61.88	------	------	49.05	36.20	15.44	38.81	---	---	Peak
2	7961.00	70.22	------	------	56.09	37.10	16.15	39.12	---	---	Peak
3	8315.00	60.45	------	------	46.74	37.06	16.19	39.54	---	---	Peak

Mode 45: cidx-11_sts-3_packet length-0

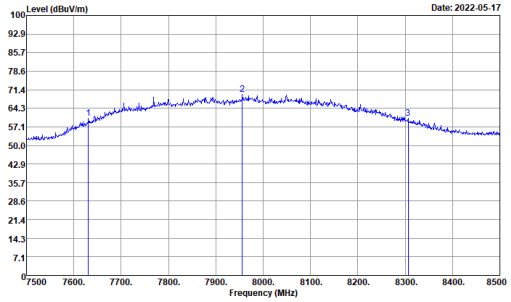

Site : 03CH20-HY
Condition : 3m 9120D_02294_1110622 HORIZONTAL
: RBW:1000.000KHz VBW:3000.000KHz SWT:3.000sec
Project : 1O2919-05
EUT : #9
Channel : CH9
cidx : 11
sts_mode : 3
packet_length : 0
power_hex : 0xbebe9cbe
PG Delay : 26

	Freq	Level	Over Limit	Limit Line	ReadAntenna Level	Cable Factor	Preamp Loss	Factor	A/Pos	T/Pos	Remark
	MHz	dBuV/m	dB	dBuV/m	dBuV	dB/m	dB	dB	cm	deg	
1	7631.00	60.38	------	------	47.57	36.20	15.42	38.81	---	---	Peak
2	7956.00	69.77	------	------	55.64	37.10	16.15	39.12	---	---	Peak
3	8306.00	60.41	------	------	46.75	37.02	16.17	39.53	---	---	Peak

CH09 UWB Bandwidth

Mode 46: cidx-12_sts-1_packet length-125

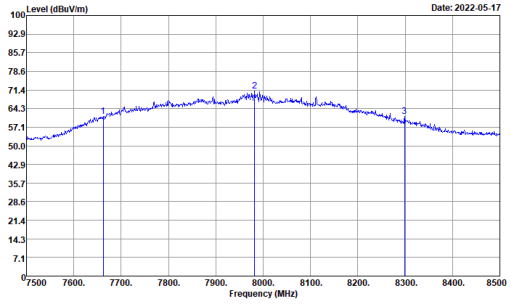

Site : 03CH20-HY
Condition : 3m 9120D_02294_1110622 HORIZONTAL
: RBW:1000.000KHz VBW:3000.000KHz SWT:3.000sec
Project : 1O2919-05
EUT : #9
Channel : CH9
cidx : 12
sts_mode : 1
packet_length : 125
power_hex : 0xaeae8cae
PG Delay : 26

	Freq	Level	Over Limit	Limit Line	ReadAntenna Level	Antenna Factor	Cable Loss	Preamp Factor	A/Pos	T/Pos	Remark
	MHz	dBuV/m	dB	dBuV/m	dBuV	dB/m	dB	dB	cm	deg	
1	7662.00	61.17	------	------	48.22	36.27	15.52	38.84	---	---	Peak
2	7982.00	70.97	------	------	56.83	37.10	16.18	39.14	---	---	Peak
3	8299.00	61.28	------	------	47.65	37.00	16.15	39.52	---	---	Peak

Mode 47: cidx-12_sts-0_packet length-125

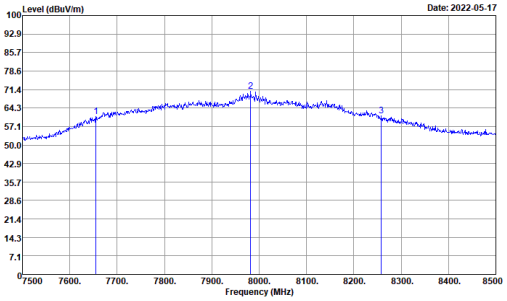

Site : 03CH20-HY
Condition : 3m 9120D_02294_1110622 HORIZONTAL
: RBW:1000.000KHz VBW:3000.000KHz SWT:3.000sec
Project : 1O2919-05
EUT : #9
Channel : CH9
cidx : 12
sts_mode : 0
packet_length : 125
power_hex : 0xaeae8cae
PG Delay : 26

	Freq	Level	Over Limit	Limit Line	ReadAntenna Level	Antenna Factor	Cable Loss	Preamp Factor	A/Pos	T/Pos	Remark
	MHz	dBuV/m	dB	dBuV/m	dBuV	dB/m	dB	dB	cm	deg	
1	7655.00	61.01	------	------	48.11	36.23	15.50	38.83	---	---	Peak
2	7982.00	70.66	------	------	56.52	37.10	16.18	39.14	---	---	Peak
3	8258.00	61.39	------	------	47.80	37.00	16.06	39.47	---	---	Peak

Mode 48: cidx-12_sts-3_packet length-0

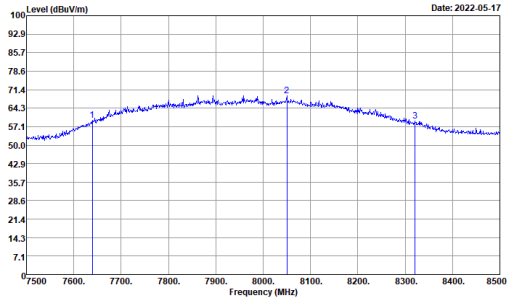

Site : 03CH20-HY
Condition : 3m 9120D_02294_1110622 HORIZONTAL
: RBW:1000.000KHz VBW:3000.000KHz SWT:3.000sec
Project : 1O2919-05
EUT : #9
Channel : CH9
cidx : 12
sts_mode : 3
packet_length : 0
power_hex : 0xaeae8cae
PG Delay : 26

	Freq	Level	Over Limit	Limit Line	ReadAntenna Level	Antenna Factor	Cable Loss	Preamp Factor	A/Pos	T/Pos	Remark
	MHz	dBuV/m	dB	dBuV/m	dBuV	dB/m	dB	dB	cm	deg	
1	7639.00	59.61	------	------	46.78	36.20	15.44	38.81	---	---	Peak
2	8050.00	69.20	------	------	55.19	37.10	16.13	39.22	---	---	Peak
3	8321.00	59.42	------	------	45.69	37.08	16.20	39.55	---	---	Peak

3.3 Technical requirements for hand held UWB systems

3.3.1 Technical Requirements for transmission Limit

FCC 15.519(a) (1) A UWB device operating under the provisions of this section shall transmit only when it is sending information to an associated receiver. The UWB intentional radiator shall cease transmission within 10 seconds unless it receives an acknowledgement from the associated receiver that its transmission is being received. An acknowledgment of reception must continue to be received by the UWB intentional radiator at least every 10 seconds or the UWB device must cease transmitting.

3.3.2 Measuring Instruments

Refer a test equipment and calibration data table in this test report.

3.3.3 Test Procedure

Follow the test step as below:

1. Turn on both EUT and companion receiver.
2. Set the EUT to TX mode, and EUT starts polling.
3. Set the companion receiver to associate EUT and EUT starts to transmit.
4. Disable the RX function of the companion receiver to disassociate the EUT.
5. Check if EUT stop transmitting once step 4 is made.

3.3.4 Test Setup

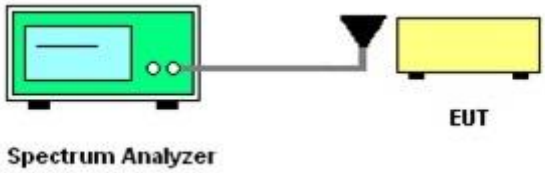

3.3.5 Test Result

Plot 1

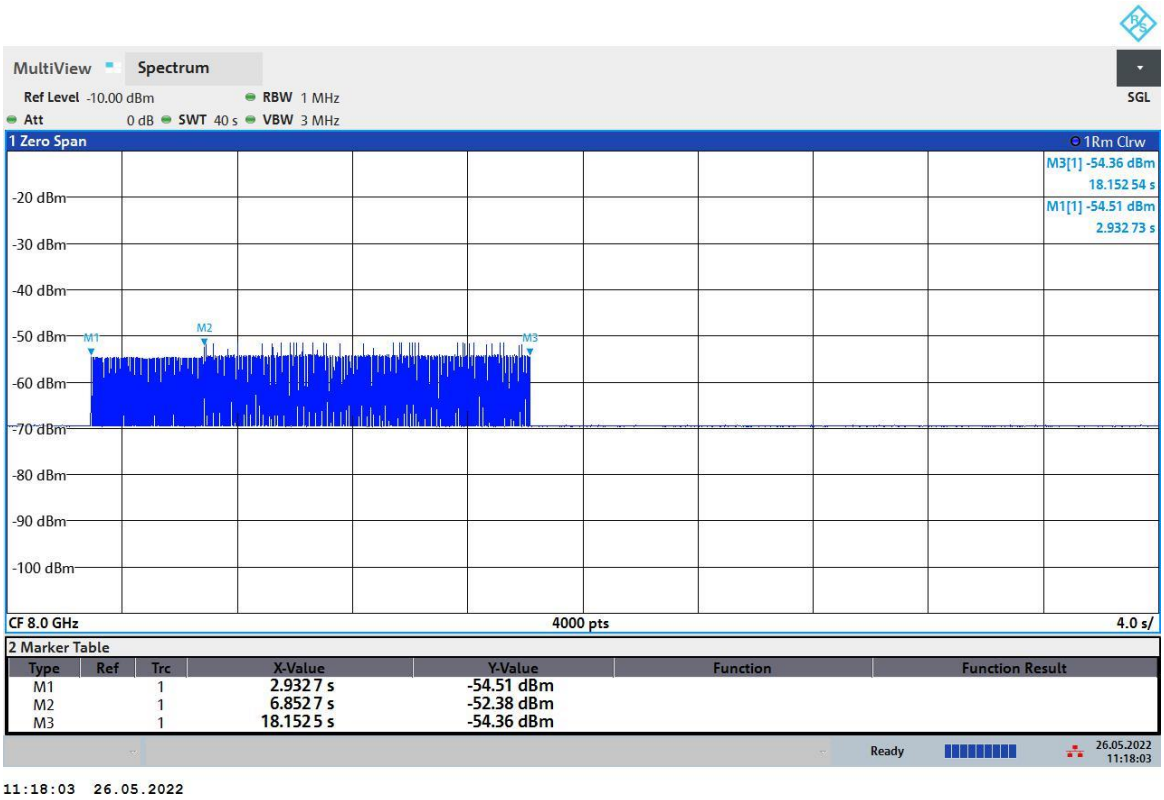

M1 to M2: Set the EUT to TX mode, and EUT starts polling.
M2 to M3: Set the companion receiver to associate EUT and EUT starts to transmit.
M3: Disable the TX function of EUT. EUT stops transmitting and polling.

Plot 2

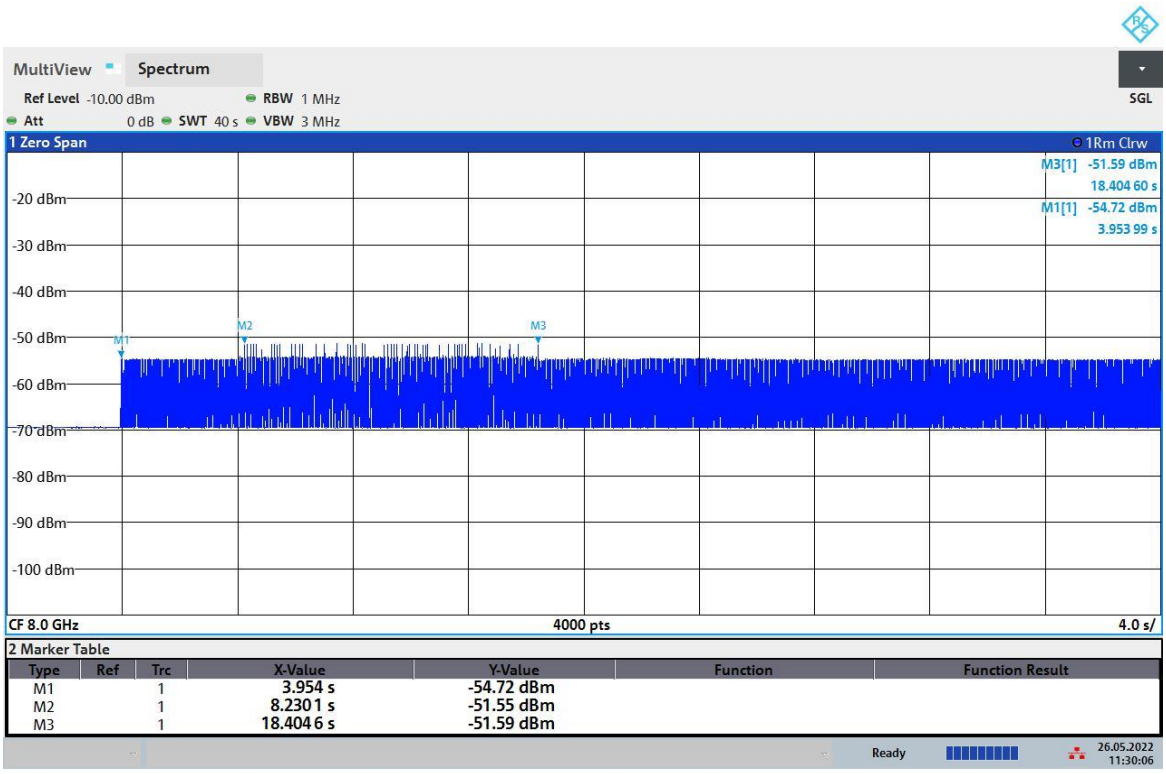

M1 to M2: Set the EUT to TX mode, and EUT starts polling.
M2 to M3: Set the companion receiver to associate EUT and EUT starts to transmit.
M3: RX function of the companion receiver is disabled. EUT disassociates the companion receiver and stops transmitting, but continues polling.

Plot 3

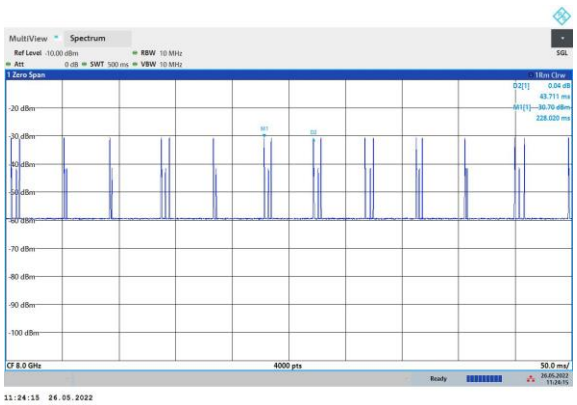

Plot 4

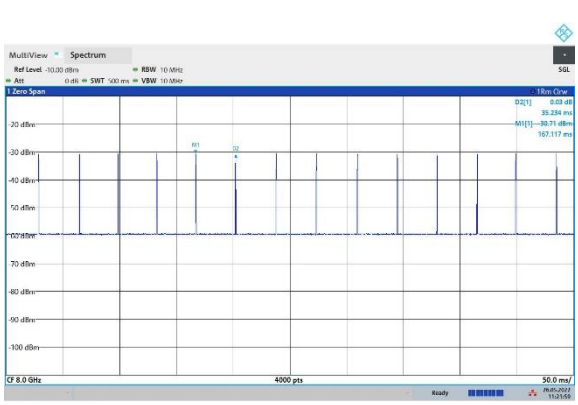

Plot 3 is zoom in plot of M2 to M3 (transmission)
Plot 4 is zoom in plot after M3 (polling only)

3.4 Peak Power Measurement

3.4.1 Peak Power Measurement Limit

Peak Power Measurement Limit
P_{eirp} = 0 dBm/50MHz

3.4.2 Measuring Instruments

Refer a test equipment and calibration data table in this test report.

3.4.3 Test Procedures

Test Method	
■ Peak Power Measurement	
	■ Refer as ANSI C63.10, clause 10.3.1 for radiated measurement procedure testing.
	■ Refer as ANSI C63.10, clause 10.3.2 for measurement distance is 3m.
	■ Refer as ANSI C63.10, clause 10.3.5 for peak detector procedure testing.
	■ Refer as ANSI C63.10, clause 10.3.6 for bandwidth conversion of peak power.
■ Frequency of max peak power is pre-located: The span bandwidth is continuously reduced to find the worst frequency. Once the worst frequency is found, the setting of spectrum analyzer is set as below: • Central frequency: Worst frequency point • Span: Zero span • RBW: 40MHz • VBW: 40MHz • Detector: Peak detector • Trace: Max hold	

3.4.4 Test Setup

Peak Power Measurement
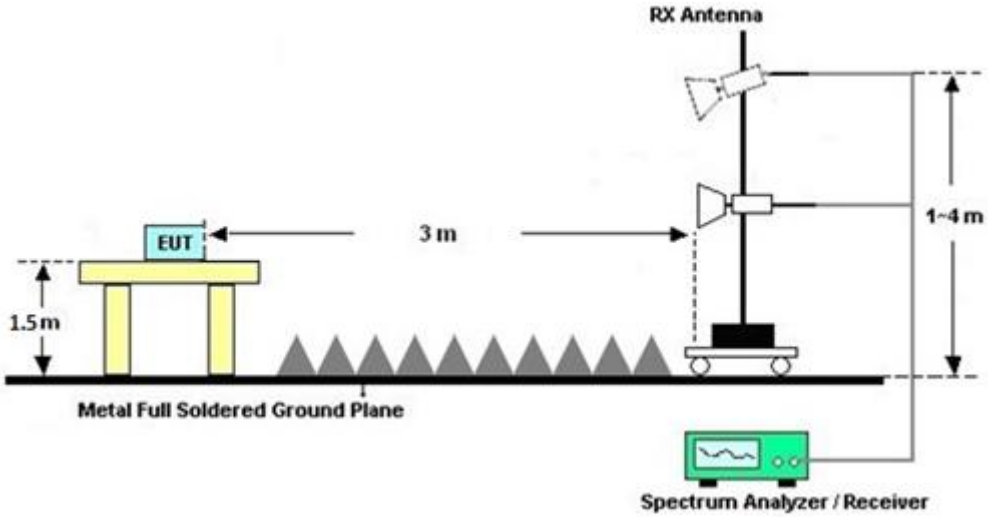

3.4.5 Test Result of Peak Power Measurement

Peak Measurement Result								
Test Mode	Freq. (MHz)	E-Field (dBuV/m)	$ERIP_{40MHz}$ (dBm)	$ERIP_{50MHz}$ Limit (dBm)	$EIRP_{40MHz}$ Limit (dBm)	Margin (dB)	Result	Pol [H/V]
1	7980.65	89.13	-6.1	0	-1.94	-4.16	Pass	H
2	7987.00	84.00	-11.23	0	-1.94	-9.29	Pass	H
3	8066.60	82.30	-12.93	0	-1.94	-10.99	Pass	H
4	7986.95	88.35	-6.88	0	-1.94	-4.94	Pass	H
5	7964.25	86.90	-8.33	0	-1.94	-6.39	Pass	H
6	7986.95	82.62	-12.61	0	-1.94	-10.67	Pass	H
7	7975.10	88.55	-6.68	0	-1.94	-4.74	Pass	H
8	7992.70	83.14	-12.09	0	-1.94	-10.15	Pass	H
9	8049.25	81.80	-13.43	0	-1.94	-11.49	Pass	H
10	7981.65	88.10	-7.13	0	-1.94	-5.19	Pass	H
11	7981.75	87.50	-7.73	0	-1.94	-5.79	Pass	H
12	7992.55	87.74	-7.49	0	-1.94	-5.55	Pass	H
13	6427.15	79.06	-16.17	0	-1.94	-14.23	Pass	H
14	6406.85	79.75	-15.48	0	-1.94	-13.54	Pass	H
15	6427.35	75.81	-19.42	0	-1.94	-17.48	Pass	H
16	6396.10	79.13	-16.1	0	-1.94	-14.16	Pass	H
17	6432.00	77.65	-17.58	0	-1.94	-15.64	Pass	H
18	6396.00	72.55	-22.68	0	-1.94	-20.74	Pass	H
19	6427.15	79.18	-16.05	0	-1.94	-14.11	Pass	H
20	6388.95	79.13	-16.1	0	-1.94	-14.16	Pass	H
21	6614.60	75.10	-20.13	0	-1.94	-18.19	Pass	H
22	6396.05	79.03	-16.2	0	-1.94	-14.26	Pass	H
23	6484.25	80.53	-14.7	0	-1.94	-12.76	Pass	H
24	6396.05	73.77	-21.46	0	-1.94	-19.52	Pass	H

Note 1: EIRP [dBm] = E-Field [dBuV/m] - 95.23;
Note 2: Bandwidth Correction Factor (BWCF) = 20 log (40MHz/50MHz).
Note 3: $EIRP_{40MHz}$ Limit = $EIRP_{50MHz}$ Limit + BWCF, FCC Part 15.521(g).
Note 4: Measurement worst emissions of receive antenna polarization.

Peak Measurement Result								
Test Mode	Freq. (MHz)	E-Field (dBuV/m)	$ERIP_{40MHz}$ (dBm)	$ERIP_{50MHz}$ Limit (dBm)	$EIRP_{40MHz}$ Limit (dBm)	Margin (dB)	Result	Pol [H/V]
25	6396.15	87.83	-7.4	0	-1.94	-5.46	Pass	H
26	6343.35	88.10	-7.13	0	-1.94	-5.19	Pass	H
27	6334.40	80.70	-14.53	0	-1.94	-12.59	Pass	H
28	6302.10	87.44	-7.79	0	-1.94	-5.85	Pass	H
29	6325.55	87.98	-7.25	0	-1.94	-5.31	Pass	H
30	6520.95	80.09	-15.14	0	-1.94	-13.20	Pass	H
31	6427.25	88.69	-6.54	0	-1.94	-4.60	Pass	H
32	6338.55	88.61	-6.62	0	-1.94	-4.68	Pass	H
33	6395.80	81.24	-13.99	0	-1.94	-12.05	Pass	H
34	6364.70	88.26	-6.97	0	-1.94	-5.03	Pass	H
35	6484.10	90.36	-4.87	0	-1.94	-2.93	Pass	H
36	6396.20	80.72	-14.51	0	-1.94	-12.57	Pass	H
37	7955.70	76.13	-19.1	0	-1.94	-17.16	Pass	H
38	7980.70	76.84	-18.39	0	-1.94	-16.45	Pass	H
39	8080.45	73.16	-22.07	0	-1.94	-20.13	Pass	H
40	7966.85	76.11	-19.12	0	-1.94	-17.18	Pass	H
41	7978.90	76.57	-18.66	0	-1.94	-16.72	Pass	H
42	7986.90	74.17	-21.06	0	-1.94	-19.12	Pass	H
43	7956.00	75.89	-19.34	0	-1.94	-17.40	Pass	H
44	7961.05	75.93	-19.3	0	-1.94	-17.36	Pass	H
45	7956.05	73.32	-21.91	0	-1.94	-19.97	Pass	H
46	7981.80	76.84	-18.39	0	-1.94	-16.45	Pass	H
47	7982.05	76.76	-18.47	0	-1.94	-16.53	Pass	H
48	8049.45	73.72	-21.51	0	-1.94	-19.57	Pass	H

Note 1: EIRP [dBm] = E-Field [dBuV/m] - 95.23;
Note 2: Bandwidth Correction Factor (BWCF) = 20 log (40MHz/50MHz).
Note 3: $EIRP_{40MHz}$ Limit = $EIRP_{50MHz}$ Limit + BWCF, FCC Part 15.521(g).
Note 4: Measurement worst emissions of receive antenna polarization.

CH09 Pre-located worst frequency Plots

Mode 1: cidx-9_sts-1_packet length-125

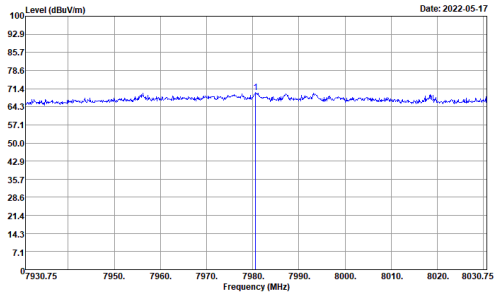

Site : 03CH20-HY
Condition : 3m 9120D_02294_1110622 HORIZONTAL
: RBW:1000.000KHz VBW:3000.000KHz SWT:3.000sec
Project : 1O2919-05
EUT : #9
Channel : CH9
cidx : 9
sts_mode : 1
packet_length : 125
power_hex : 0x9e9e7c9e
PG Delay : 26
span : 100MHz

	Freq	Level	Over Limit	Limit Line	ReadAntenna Level	Cable Factor	Preamp Loss	A/Pos Factor	T/Pos	Remark
	MHz	dBuV/m	dB	dBuV/m	dBuV	dB/m	dB	dB	cm	deg	
1	7980.65	69.85	------	------	55.71	37.10	16.18	39.14	---	---	Peak

Mode 2: cidx-9_sts-0_packet length-125

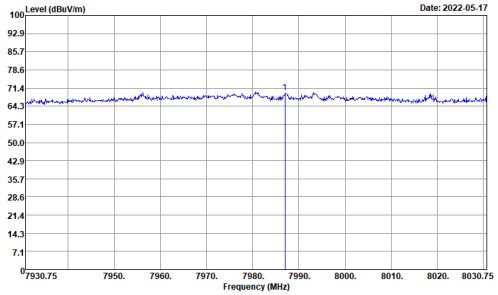

Site : 03CH20-HY
Condition : 3m 9120D_02294_1110622 HORIZONTAL
: RBW:1000.000KHz VBW:3000.000KHz SWT:3.000sec
Project : 1O2919-05
EUT : #9
Channel : CH9
cidx : 9
sts_mode : 0
packet_length : 125
power_hex : 0x9e9e7c9e
PG Delay : 26
span : 100MHz

	Freq	Level	Over Limit	Limit Line	ReadAntenna Level	Cable Factor	Preamp Loss	A/Pos Factor	T/Pos	Remark
	MHz	dBuV/m	dB	dBuV/m	dBuV	dB/m	dB	dB	cm	deg	
1	7987.00	69.62	------	------	55.49	37.10	16.18	39.15	---	---	Peak

Mode 3: cidx-9_sts-3_packet length-0

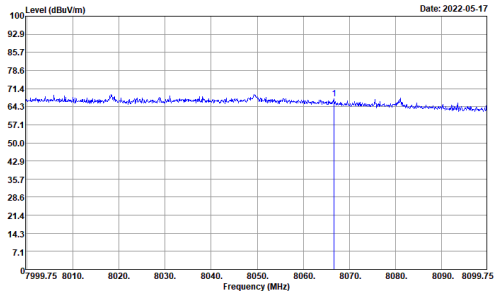

Site : 03CH20-HY
Condition : 3m 9120D_02294_1110622 HORIZONTAL
: RBW:1000.000KHz VBW:3000.000KHz SWT:3.000sec
Project : 1O2919-05
EUT : #9
Channel : CH9
cidx : 9
sts_mode : 3
packet_length : 0
power_hex : 0x9e9e7c9e
PG Delay : 26
span : 100MHz

	Freq	Level	Over Limit	Limit Line	ReadAntenna Level	Cable Factor	Preamp Loss	A/Pos Factor	T/Pos	Remark
	MHz	dBuV/m	dB	dBuV/m	dBuV	dB/m	dB	dB	cm	deg	
1	8066.66	67.39	------	------	53.42	37.10	16.11	39.24	---	---	Peak

CH09 Pre-located worst frequency Plots

Mode 4: cidx-10_sts-1_packet length-125

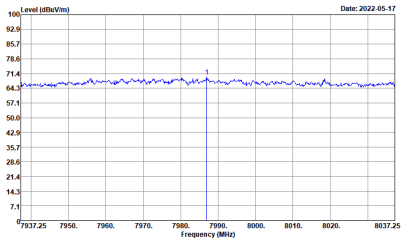

Site : 03CH20-HY
Condition : 3m 9120D_02294_1110622 HORIZONTAL
: RBW:1000.000KHz VBW:3000.000KHz SWT:3.000sec
Project : 1O2919-05
EUT : #9
Channel : CH9
cidx : 10
sts_mode : 1
packet_length : 125
power_hex : 0x8e8e748e
P6 Delay : 26
span : 100MHz

	Freq	Level	Over Limit	Limit Line	ReadAntenna Level	Factor	Cable Loss	Preamp Factor	A/Pos	T/Pos	Remark
	MHz	dBuV/m	dB	dBuV/m	dBuV	dB/m	dB	dB	cm	deg	
1	7986.95	69.88	------	------	55.75	37.10	16.18	39.15	---	---	Peak

Mode 5: cidx-10_sts-0_packet length-125

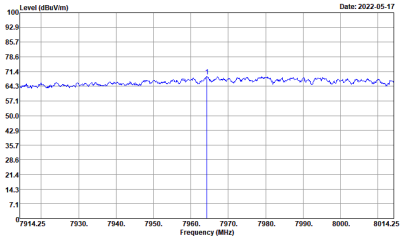

Site : 03CH20-HY
Condition : 3m 9120D_02294_1110622 HORIZONTAL
: RBW:1000.000KHz VBW:3000.000KHz SWT:3.000sec
Project : 1O2919-05
EUT : #9
Channel : CH9
cidx : 10
sts_mode : 0
packet_length : 125
power_hex : 0x8e8e748e
P6 Delay : 26
span : 100MHz

	Freq	Level	Over Limit	Limit Line	ReadAntenna Level	Factor	Cable Loss	Preamp Factor	A/Pos	T/Pos	Remark
	MHz	dBuV/m	dB	dBuV/m	dBuV	dB/m	dB	dB	cm	deg	
1	7964.25	68.96	------	------	54.83	37.10	16.16	39.13	---	---	Peak

Mode 6: cidx-10_sts-3_packet length-0

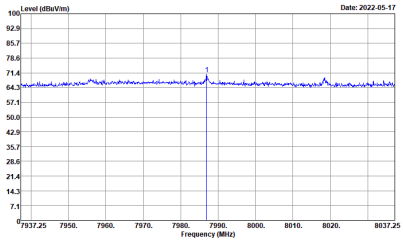

Site : 03CH20-HY
Condition : 3m 9120D_02294_1110622 HORIZONTAL
: RBW:1000.000KHz VBW:3000.000KHz SWT:3.000sec
Project : 1O2919-05
EUT : #9
Channel : CH9
cidx : 10
sts_mode : 3
packet_length : 0
power_hex : 0x8e8e748e
P6 Delay : 26
span : 100MHz

	Freq	Level	Over Limit	Limit Line	ReadAntenna Level	Factor	Cable Loss	Preamp Factor	A/Pos	T/Pos	Remark
	MHz	dBuV/m	dB	dBuV/m	dBuV	dB/m	dB	dB	cm	deg	
1	7986.95	70.76	------	------	56.63	37.10	16.18	39.15	---	---	Peak

CH09 Pre-located worst frequency Plots

Mode 7: cidx-11_sts-1_packet length-125

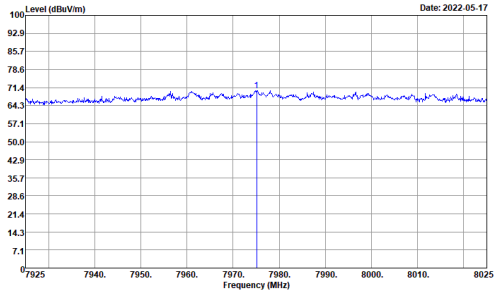

Site : 03CH20-HY
Condition : 3m 9120D_02294_1110622 HORIZONTAL
: RBW:1000.000KHz VBW:3000.000KHz SWT:3.000sec
Project : 1O2919-05
EUT : #9
Channel : CH9
cidx : 11
sts_mode : 1
packet_length : 125
power_hex : 0x9e9e7c9e
PG Delay : 26
span : 100MHz

	Freq	Level	Over Limit	Limit Line	ReadAntenna Level	Cable Factor	Preamp Loss	Factor	A/Pos	T/Pos	Remark
	MHz	dBuV/m	dB	dBuV/m	dBuV	dB/m	dB	dB	cm	deg	
1	7975.10	70.19	------	------	56.06	37.10	16.17	39.14	---	---	Peak

Mode 8: cidx-11_sts-0_packet length-125

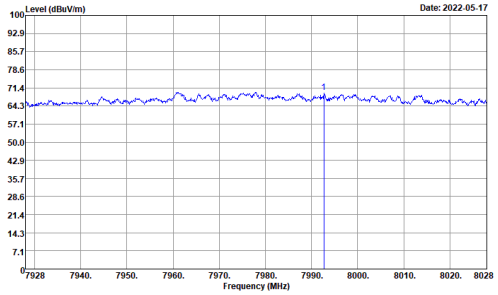

Site : 03CH20-HY
Condition : 3m 9120D_02294_1110622 HORIZONTAL
: RBW:1000.000KHz VBW:3000.000KHz SWT:3.000sec
Project : 1O2919-05
EUT : #9
Channel : CH9
cidx : 11
sts_mode : 0
packet_length : 125
power_hex : 0x9e9e7c9e
PG Delay : 26
span : 100MHz

	Freq	Level	Over Limit	Limit Line	ReadAntenna Level	Cable Factor	Preamp Loss	Factor	A/Pos	T/Pos	Remark
	MHz	dBuV/m	dB	dBuV/m	dBuV	dB/m	dB	dB	cm	deg	
1	7992.70	69.70	------	------	55.56	37.10	16.19	39.15	---	---	Peak

Mode 9: cidx-11_sts-3_packet length-0

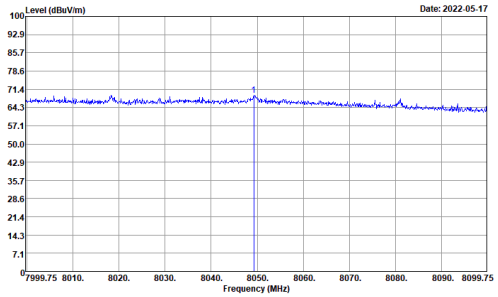

Site : 03CH20-HY
Condition : 3m 9120D_02294_1110622 HORIZONTAL
: RBW:1000.000KHz VBW:3000.000KHz SWT:3.000sec
Project : 1O2919-05
EUT : #9
Channel : CH9
cidx : 11
sts_mode : 3
packet_length : 0
power_hex : 0x9e9e7c9e
PG Delay : 26
span : 100MHz

	Freq	Level	Over Limit	Limit Line	ReadAntenna Level	Cable Factor	Preamp Loss	Factor	A/Pos	T/Pos	Remark
	MHz	dBuV/m	dB	dBuV/m	dBuV	dB/m	dB	dB	cm	deg	
1	8049.25	69.09	------	------	55.08	37.10	16.13	39.22	---	---	Peak

CH09 Pre-located worst frequency Plots

Mode 10: cidx-12_sts-1_packet length-125

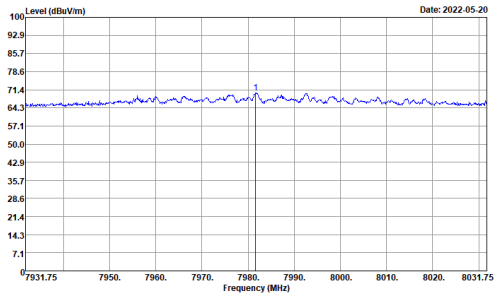

Site : 03CH20-HY
Condition : 3m 9120D_02294_1110622 HORIZONTAL
: RBW:1000.000KHz VBW:3000.000KHz SWT:3.000sec
Project : 1O2919-05
EUT : #9
Channel : CH9
cidx : 12
sts_mode : 1
packet_length : 125
power_hex : 0x8e8e748e
PG Delay : 20
span : 100MHz

	Freq	Level	Over Limit	Limit Line	ReadAntenna Level	Cable Factor	Preamp Loss	Factor	A/Pos	T/Pos	Remark
	MHz	dBuV/m	dB	dBuV/m	dBuV	dB/m	dB	dB	cm	deg	
1	7981.65	70.08	------	------	55.94	37.10	16.18	39.14	---	---	Peak

Mode 11: cidx-12_sts-0_packet length-125

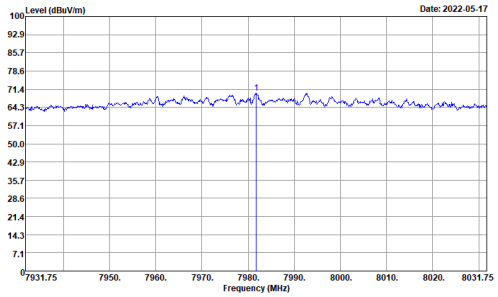

Site : 03CH20-HY
Condition : 3m 9120D_02294_1110622 HORIZONTAL
: RBW:1000.000KHz VBW:3000.000KHz SWT:3.000sec
Project : 1O2919-05
EUT : #9
Channel : CH9
cidx : 12
sts_mode : 0
packet_length : 125
power_hex : 0x8e8e748e
PG Delay : 20
span : 100MHz

	Freq	Level	Over Limit	Limit Line	ReadAntenna Level	Cable Factor	Preamp Loss	Factor	A/Pos	T/Pos	Remark
	MHz	dBuV/m	dB	dBuV/m	dBuV	dB/m	dB	dB	cm	deg	
1	7981.75	69.91	------	------	55.77	37.10	16.18	39.14	---	---	Peak

Mode 12: cidx-12_sts-3_packet length-0

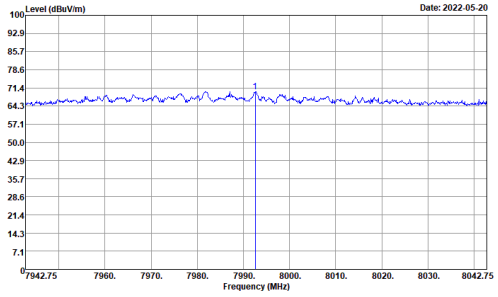

Site : 03CH20-HY
Condition : 3m 9120D_02294_1110622 HORIZONTAL
: RBW:1000.000KHz VBW:3000.000KHz SWT:3.000sec
Project : 1O2919-05
EUT : #9
Channel : CH9
cidx : 12
sts_mode : 3
packet_length : 0
power_hex : 0x8e8e748e
PG Delay : 20
span : 100MHz

	Freq	Level	Over Limit	Limit Line	ReadAntenna Level	Cable Factor	Preamp Loss	Factor	A/Pos	T/Pos	Remark
	MHz	dBuV/m	dB	dBuV/m	dBuV	dB/m	dB	dB	cm	deg	
1	7992.55	70.00	------	------	55.86	37.10	16.19	39.15	---	---	Peak

CH05 Pre-located worst frequency Plots

Mode 13: cidx-9_sts-1_packet length-125

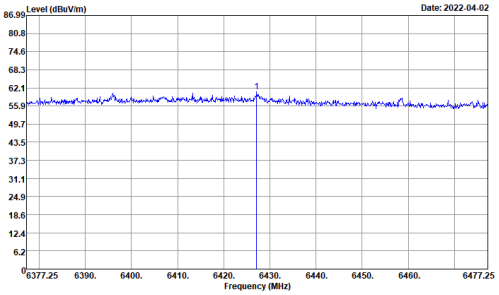

Site : 03CH20-HY
Condition : 3m 9120D_02294_1110622 HORIZONTAL
: RBW:1000.000KHz VBW:3000.000KHz SWT:3.000sec
Projaect : 1O2919-05
EUT : #9
Channel : CH5
cidx : 9
sts_mode : 1
packet_length : 125
power_hex : 0x4f4f444f
P6 Dely : 20
span : 100MHz

	Freq	Level	Over Limit	Limit Line	ReadAntenna Level	Cable Factor	Preamp Loss	Factor	A/Pos	T/Pos	Remark
	MHz	dBuV/m	dB	dBuV/m	dBuV	dB/m	dB	dB	cm	deg	
1	6427.15	60.75	------	------	49.28	34.71	14.54	37.78	---	---	Peak

Mode 14: cidx-9_sts-0_packet length-125

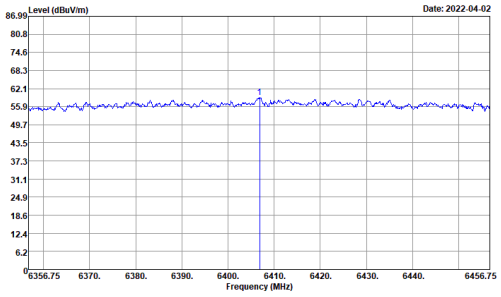

Site : 03CH20-HY
Condition : 3m 9120D_02294_1110622 HORIZONTAL
: RBW:1000.000KHz VBW:3000.000KHz SWT:3.000sec
Projaect : 1O2919-05
EUT : #9
Channel : CH5
cidx : 9
sts_mode : 0
packet_length : 125
power_hex : 0x4f4f444f
P6 Dely : 20
span : 100MHz

	Freq	Level	Over Limit	Limit Line	ReadAntenna Level	Cable Factor	Preamp Loss	Factor	A/Pos	T/Pos	Remark
	MHz	dBuV/m	dB	dBuV/m	dBuV	dB/m	dB	dB	cm	deg	
1	6406.85	59.09	------	------	47.72	34.63	14.53	37.79	---	---	Peak

Mode 15: cidx-9_sts-3_packet length-0

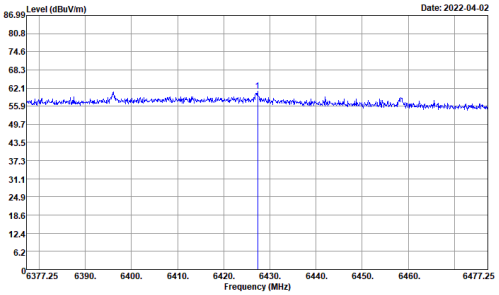

Site : 03CH20-HY
Condition : 3m 9120D_02294_1110622 HORIZONTAL
: RBW:1000.000KHz VBW:3000.000KHz SWT:3.000sec
Projaect : 1O2919-05
EUT : #9
Channel : CH5
cidx : 9
sts_mode : 3
packet_length : 0
power_hex : 0x4f4f444f
P6 Dely : 20
span : 100MHz

	Freq	Level	Over Limit	Limit Line	ReadAntenna Level	Cable Factor	Preamp Loss	Factor	A/Pos	T/Pos	Remark
	MHz	dBuV/m	dB	dBuV/m	dBuV	dB/m	dB	dB	cm	deg	
1	6427.35	61.03	------	------	49.56	34.71	14.54	37.78	---	---	Peak

CH05 Pre-located worst frequency Plots

Mode 16: cidx-10_sts-1_packet length-125

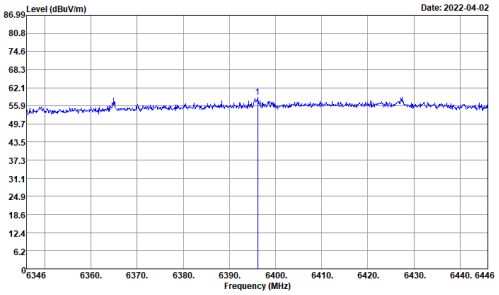

Site : 03CH20-HY
Condition : 3m 9120D_02294_1110622 HORIZONTAL
: RBW:1000.000KHz VBW:3000.000KHz SWT:3.000sec
Projaect : 1O2919-05
EUT : #9
Channel : CH5
cidx : 10
sts_mode : 1
packet_length : 125
power_hex : 0x3f3f343f
PG Dely : 20
span : 100MHz

	Freq	Level	Over Limit	Limit Line	ReadAntenna Level	Cable Factor	Preamp Loss	Factor	A/Pos	T/Pos	Remark
	MHz	dBuV/m	dB	dBuV/m	dBuV	dB/m	dB	dB	cm	deg	
1	6396.10	58.84	------	------	47.53	34.59	14.52	37.80	---	---	Peak

Mode 17: cidx-10_sts-0_packet length-125

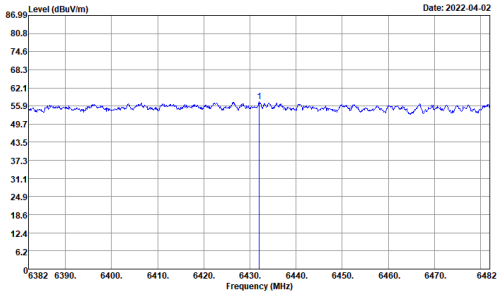

Site : 03CH20-HY
Condition : 3m 9120D_02294_1110622 HORIZONTAL
: RBW:1000.000KHz VBW:3000.000KHz SWT:3.000sec
Projaect : 1O2919-05
EUT : #9
Channel : CH5
cidx : 10
sts_mode : 0
packet_length : 125
power_hex : 0x3f3f343f
PG Dely : 20
span : 100MHz

	Freq	Level	Over Limit	Limit Line	ReadAntenna Level	Cable Factor	Preamp Loss	Factor	A/Pos	T/Pos	Remark
	MHz	dBuV/m	dB	dBuV/m	dBuV	dB/m	dB	dB	cm	deg	
1	6432.00	57.47	------	------	45.97	34.73	14.55	37.78	---	---	Peak

Mode 18: cidx-10_sts-3_packet length-0

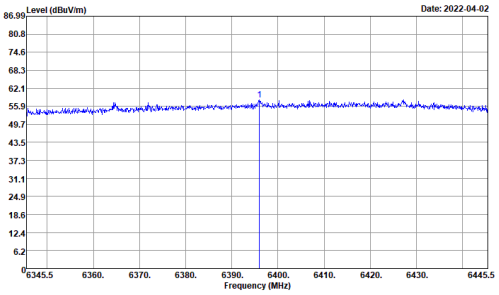

Site : 03CH20-HY
Condition : 3m 9120D_02294_1110622 HORIZONTAL
: RBW:1000.000KHz VBW:3000.000KHz SWT:3.000sec
Projaect : 1O2919-05
EUT : #9
Channel : CH5
cidx : 10
sts_mode : 3
packet_length : 0
power_hex : 0x3f3f343f
PG Dely : 20
span : 100MHz

	Freq	Level	Over Limit	Limit Line	ReadAntenna Level	Cable Factor	Preamp Loss	Factor	A/Pos	T/Pos	Remark
	MHz	dBuV/m	dB	dBuV/m	dBuV	dB/m	dB	dB	cm	deg	
1	6396.00	58.21	------	------	46.90	34.59	14.52	37.80	---	---	Peak

CH05 Pre-located worst frequency Plots

Mode 19: cidx-11_sts-1_packet length-125

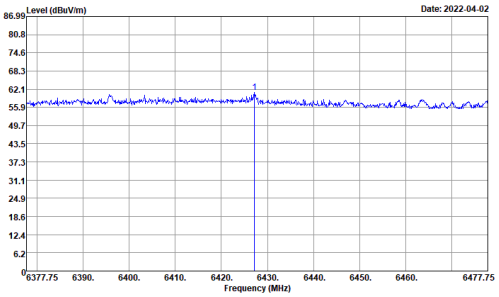

Site : 03CH20-HY
Condition : 3m 9120D_02294_1110622 HORIZONTAL
: RBW:1000.000KHz VBW:3000.000KHz SWT:3.000sec
Projaect : 1O2919-05
EUT : #9
Channel : CH5
cidx : 11
sts_mode : 1
packet_length : 125
power_hex : 0x4f4f444f
PG Dely : 20
span : 100MHz

	Freq	Level	Over Limit	Limit Line	ReadAntenna Level	Factor	Cable Loss	Preamp Factor	A/Pos	T/Pos	Remark
	MHz	dBuV/m	dB	dBuV/m	dBuV	dB/m	dB	dB	cm	deg	
1	6427.15	61.09	------	------	49.62	34.71	14.54	37.78	---	---	Peak

Mode 20: cidx-11_sts-0_packet length-125

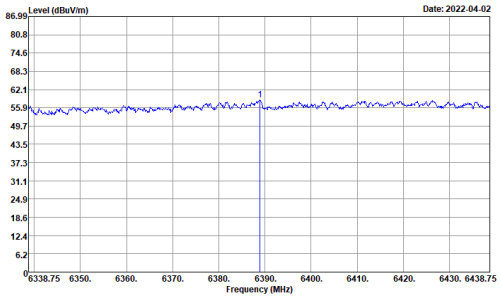

Site : 03CH20-HY
Condition : 3m 9120D_02294_1110622 HORIZONTAL
: RBW:1000.000KHz VBW:3000.000KHz SWT:3.000sec
Projaect : 1O2919-05
EUT : #9
Channel : CH5
cidx : 11
sts_mode : 0
packet_length : 125
power_hex : 0x4f4f444f
PG Dely : 20
span : 100MHz

	Freq	Level	Over Limit	Limit Line	ReadAntenna Level	Factor	Cable Loss	Preamp Factor	A/Pos	T/Pos	Remark
	MHz	dBuV/m	dB	dBuV/m	dBuV	dB/m	dB	dB	cm	deg	
1	6388.95	58.69	------	------	47.40	34.58	14.51	37.80	---	---	Peak

Mode 21: cidx-11_sts-3_packet length-0

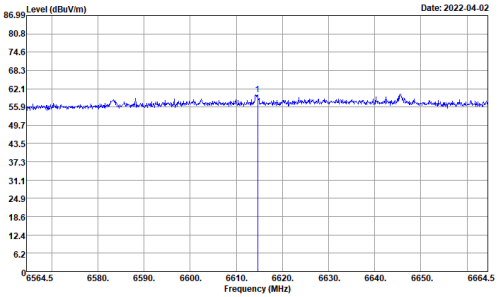

Site : 03CH20-HY
Condition : 3m 9120D_02294_1110622 HORIZONTAL
: RBW:1000.000KHz VBW:3000.000KHz SWT:3.000sec
Projaect : 1O2919-05
EUT : #9
Channel : CH5
cidx : 11
sts_mode : 3
packet_length : 0
power_hex : 0x4f4f444f
PG Dely : 20
span : 100MHz

	Freq	Level	Over Limit	Limit Line	ReadAntenna Level	Factor	Cable Loss	Preamp Factor	A/Pos	T/Pos	Remark
	MHz	dBuV/m	dB	dBuV/m	dBuV	dB/m	dB	dB	cm	deg	
1	6614.60	60.21	------	------	47.73	35.70	14.65	37.87	---	---	Peak

CH05 Pre-located worst frequency Plots

Mode 22: cidx-12_sts-1_packet length-125

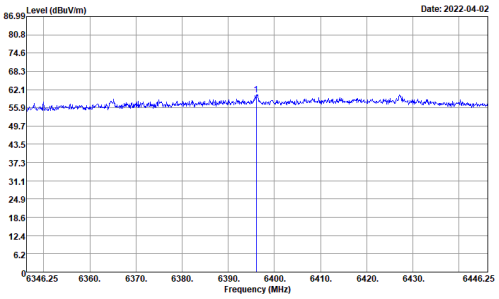

Site : 03CH20-HY
Condition : 3m 9120D_02294_1110622 HORIZONTAL
: RBW:1000.000KHz VBW:3000.000KHz SWT:3.000sec
Projaect : 1O2919-05
EUT : #9
Channel : CH5
cidx : 12
sts_mode : 1
packet_length : 125
power_hex : 0x4f4f444f
PG Dely : 20
span : 100MHz

	Freq	Level	Over Limit	Limit Line	ReadAntenna Level	Factor	Cable Loss	Preamp Factor	A/Pos	T/Pos	Remark
	MHz	dBuV/m	dB	dBuV/m	dBuV	dB/m	dB	dB	cm	deg	
1	6396.05	60.45	------	------	49.14	34.59	14.52	37.80	---	---	Peak

Mode 23: cidx-12_sts-0_packet length-125

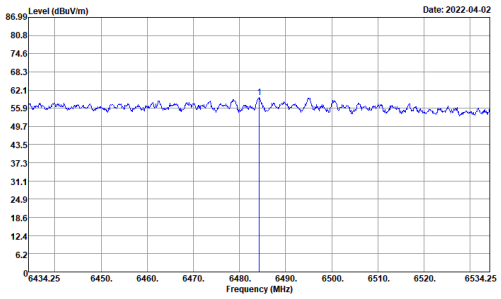

Site : 03CH20-HY
Condition : 3m 9120D_02294_1110622 HORIZONTAL
: RBW:1000.000KHz VBW:3000.000KHz SWT:3.000sec
Projaect : 1O2919-05
EUT : #9
Channel : CH5
cidx : 12
sts_mode : 0
packet_length : 125
power_hex : 0x4f4f444f
PG Dely : 20
span : 100MHz

	Freq	Level	Over Limit	Limit Line	ReadAntenna Level	Factor	Cable Loss	Preamp Factor	A/Pos	T/Pos	Remark
	MHz	dBuV/m	dB	dBuV/m	dBuV	dB/m	dB	dB	cm	deg	
1	6484.25	59.55	------	------	47.73	35.01	14.57	37.76	---	---	Peak

Mode 24: cidx-12_sts-3_packet length-0

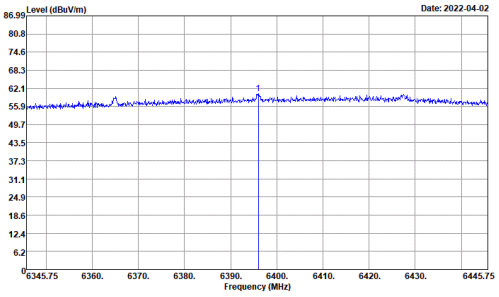

Site : 03CH20-HY
Condition : 3m 9120D_02294_1110622 HORIZONTAL
: RBW:1000.000KHz VBW:3000.000KHz SWT:3.000sec
Projaect : 1O2919-05
EUT : #9
Channel : CH5
cidx : 12
sts_mode : 3
packet_length : 0
power_hex : 0x4f4f444f
PG Dely : 20
span : 100MHz

	Freq	Level	Over Limit	Limit Line	ReadAntenna Level	Factor	Cable Loss	Preamp Factor	A/Pos	T/Pos	Remark
	MHz	dBuV/m	dB	dBuV/m	dBuV	dB/m	dB	dB	cm	deg	
1	6396.05	60.39	------	------	49.08	34.59	14.52	37.80	---	---	Peak

CH05 Pre-located worst frequency Plots

Mode 25: cidx-9_sts-1_packet length-125

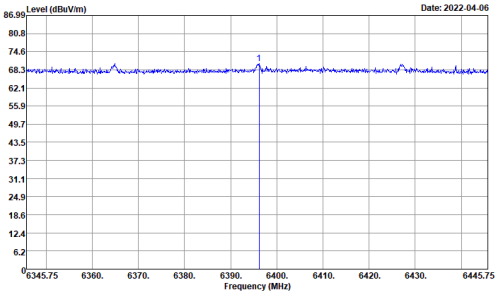

Site : 03CH20-HY
Condition : 3m 9120D_02294_1110622 HORIZONTAL
Projaect : 1O2919-05
EUT : #9
Channel : CH5
cidx : 9
sts_mode : 1
packet_length : 125
power_hex : 0xbfbf9cbf
PG Dely : 26
span : 100MHz

	Freq	Level	Over Limit	Limit Line	ReadAntenna Level	Factor	Cable Loss	Preamp Factor	A/Pos	T/Pos	Remark
	MHz	dBuV/m	dB	dBuV/m	dBuV	dB/m	dB	dB	cm	deg	
1	6396.15	70.45	------	------	59.14	34.59	14.52	37.80	---	---	Peak

Mode 26: cidx-9_sts-0_packet length-125

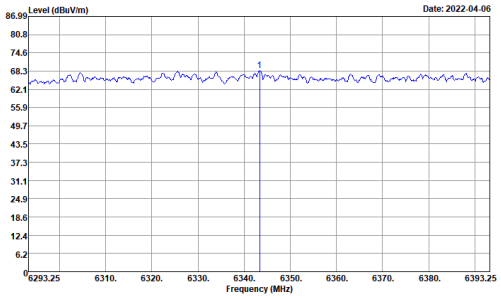

Site : 03CH20-HY
Condition : 3m 9120D_02294_1110622 HORIZONTAL
Projaect : 1O2919-05
EUT : #9
Channel : CH5
cidx : 9
sts_mode : 0
packet_length : 125
power_hex : 0xbfbf9cbf
PG Dely : 26
span : 100MHz

	Freq	Level	Over Limit	Limit Line	ReadAntenna Level	Factor	Cable Loss	Preamp Factor	A/Pos	T/Pos	Remark
	MHz	dBuV/m	dB	dBuV/m	dBuV	dB/m	dB	dB	cm	deg	
1	6343.35	68.47	------	------	57.38	34.47	14.44	37.82	---	---	Peak

Mode 27: cidx-9_sts-3_packet length-0

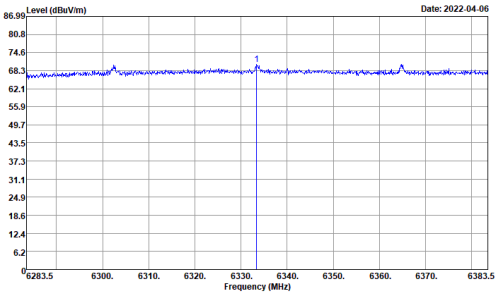

Site : 03CH20-HY
Condition : 3m 9120D_02294_1110622 HORIZONTAL
Projaect : 1O2919-05
EUT : #9
Channel : CH5
cidx : 9
sts_mode : 3
packet_length : 0
power_hex : 0xbfbf9cbf
PG Dely : 26
span : 100MHz

	Freq	Level	Over Limit	Limit Line	ReadAntenna Level	Factor	Cable Loss	Preamp Factor	A/Pos	T/Pos	Remark
	MHz	dBuV/m	dB	dBuV/m	dBuV	dB/m	dB	dB	cm	deg	
1	6333.40	70.63	------	------	59.60	34.43	14.43	37.83	---	---	Peak

CH05 Pre-located worst frequency Plots

Mode 28: cidx-10_sts-1_packet length-125

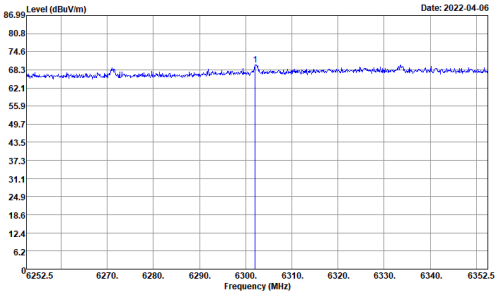

Site : 03CH20-HY
Condition : 3m 9120D_02294_1110622 HORIZONTAL
Projaect : 1O2919-05
EUT : #9
Channel : CH5
cidx : 10
sts_mode : 1
packet_length : 125
power_hex : 0xbfbf9cbf
PG Dely : 26
span : 100MHz

	Freq	Level	Over Limit	Limit Line	ReadAntenna Level	Factor	Cable Loss	Preamp Factor	A/Pos	T/Pos	Remark
	MHz	dBuV/m	dB	dBuV/m	dBuV	dB/m	dB	dB	cm	deg	
1	6302.10	70.12	------	------	59.27	34.31	14.38	37.84	---	---	Peak

Mode 29: cidx-10_sts-0_packet length-125

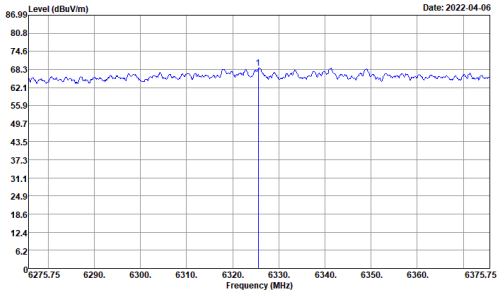

Site : 03CH20-HY
Condition : 3m 9120D_02294_1110622 HORIZONTAL
Projaect : 1O2919-05
EUT : #9
Channel : CH5
cidx : 10
sts_mode : 0
packet_length : 125
power_hex : 0xbfbf9cbf
PG Dely : 26
span : 100MHz

	Freq	Level	Over Limit	Limit Line	ReadAntenna Level	Factor	Cable Loss	Preamp Factor	A/Pos	T/Pos	Remark
	MHz	dBuV/m	dB	dBuV/m	dBuV	dB/m	dB	dB	cm	deg	
1	6325.55	68.91	------	------	57.93	34.40	14.41	37.83	---	---	Peak

Mode 30: cidx-10_sts-3_packet length-0

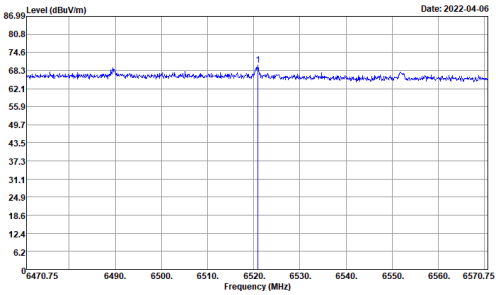

Site : 03CH20-HY
Condition : 3m 9120D_02294_1110622 HORIZONTAL
Projaect : 1O2919-05
EUT : #9
Channel : CH5
cidx : 10
sts_mode : 3
packet_length : 0
power_hex : 0xbfbf9cbf
PG Dely : 26
span : 100MHz

	Freq	Level	Over Limit	Limit Line	ReadAntenna Level	Factor	Cable Loss	Preamp Factor	A/Pos	T/Pos	Remark
	MHz	dBuV/m	dB	dBuV/m	dBuV	dB/m	dB	dB	cm	deg	
1	6520.95	70.32	------	------	58.27	35.23	14.59	37.77	---	---	Peak

CH05 Pre-located worst frequency Plots

Mode 31: cidx-11_sts-1_packet length-125

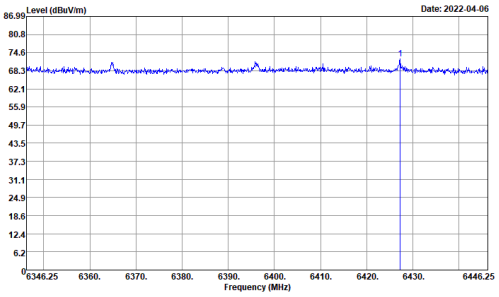

Site : 03CH20-HY
Condition : 3m 9120D_02294_1110622 HORIZONTAL
Projaect : 1O2919-05
EUT : #9
Channel : CH5
cidx : 11
sts_mode : 1
packet_length : 125
power_hex : 0xdfdfb4df
PG Dely : 26
span : 100MHz

	Freq	Level	Over Limit	Limit Line	ReadAntenna Level	Factor	Cable Loss	Preamp Factor	A/Pos	T/Pos	Remark
	MHz	dBuV/m	dB	dBuV/m	dBuV	dB/m	dB	dB	cm	deg	
1	6427.25	72.57	------	------	61.10	34.71	14.54	37.78	---	---	Peak

Mode 32: cidx-11_sts-0_packet length-125

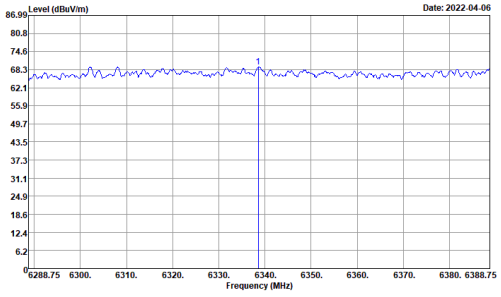

Site : 03CH20-HY
Condition : 3m 9120D_02294_1110622 HORIZONTAL
Projaect : 1O2919-05
EUT : #9
Channel : CH5
cidx : 11
sts_mode : 0
packet_length : 125
power_hex : 0xdfdfb4df
PG Dely : 26
span : 100MHz

	Freq	Level	Over Limit	Limit Line	ReadAntenna Level	Factor	Cable Loss	Preamp Factor	A/Pos	T/Pos	Remark
	MHz	dBuV/m	dB	dBuV/m	dBuV	dB/m	dB	dB	cm	deg	
1	6338.55	69.25	------	------	58.19	34.45	14.43	37.82	---	---	Peak

Mode 33: cidx-11_sts-3_packet length-0

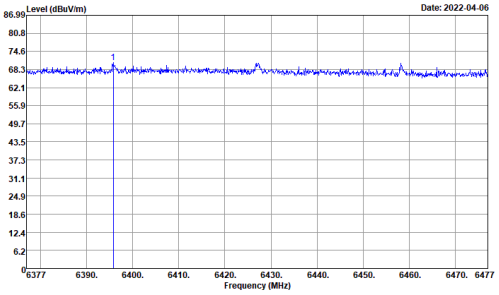

Site : 03CH20-HY
Condition : 3m 9120D_02294_1110622 HORIZONTAL
Projaect : 1O2919-05
EUT : #9
Channel : CH5
cidx : 11
sts_mode : 3
packet_length : 0
power_hex : 0xdfdfb4df
PG Dely : 26
span : 100MHz

	Freq	Level	Over Limit	Limit Line	ReadAntenna Level	Factor	Cable Loss	Preamp Factor	A/Pos	T/Pos	Remark
	MHz	dBuV/m	dB	dBuV/m	dBuV	dB/m	dB	dB	cm	deg	
1	6395.80	70.76	------	------	59.45	34.59	14.52	37.80	---	---	Peak

CH09 Pre-located worst frequency Plots

Mode 34: cidx-12_sts-1_packet length-125

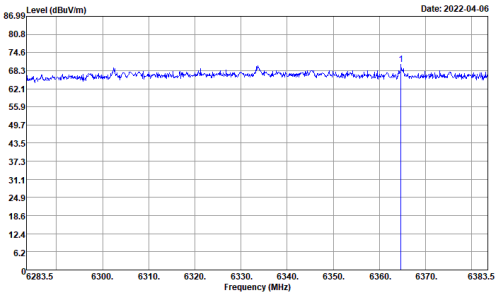

Site : 03CH20-HY
Condition : 3m 9120D_02294_1110622 HORIZONTAL
Projaect : 1O2919-05
EUT : #9
Channel : CH5
cidx : 12
sts_mode : 1
packet_length : 125
power_hex : 0xbfbf9cbf
PG Dely : 26
span : 100MHz

	Freq	Level	Over Limit	Limit Line	ReadAntenna Level	Cable Factor	Preamp Loss	Factor	A/Pos	T/Pos	Remark
	MHz	dBuV/m	dB	dBuV/m	dBuV	dB/m	dB	dB	cm	deg	
1	6364.70	70.43	------	------	59.23	34.53	14.48	37.81	---	---	Peak

Mode 35: cidx-12_sts-0_packet length-125

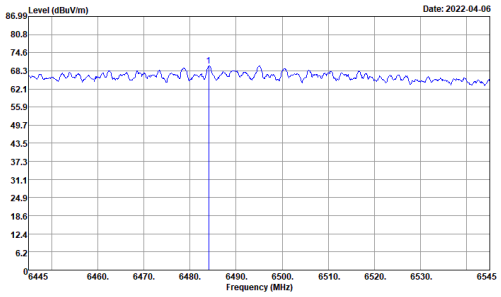

Site : 03CH20-HY
Condition : 3m 9120D_02294_1110622 HORIZONTAL
Projaect : 1O2919-05
EUT : #9
Channel : CH5
cidx : 12
sts_mode : 0
packet_length : 125
power_hex : 0xbfbf9cbf
PG Dely : 26
span : 100MHz

	Freq	Level	Over Limit	Limit Line	ReadAntenna Level	Cable Factor	Preamp Loss	Factor	A/Pos	T/Pos	Remark
	MHz	dBuV/m	dB	dBuV/m	dBuV	dB/m	dB	dB	cm	deg	
1	6484.10	70.11	------	------	58.30	35.00	14.57	37.76	---	---	Peak

Mode 36: cidx-12_sts-3_packet length-0

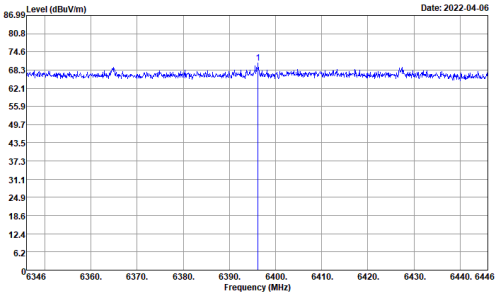

Site : 03CH20-HY
Condition : 3m 9120D_02294_1110622 HORIZONTAL
Projaect : 1O2919-05
EUT : #9
Channel : CH5
cidx : 12
sts_mode : 3
packet_length : 0
power_hex : 0xbfbf9cbf
PG Dely : 26
span : 100MHz

	Freq	Level	Over Limit	Limit Line	ReadAntenna Level	Cable Factor	Preamp Loss	Factor	A/Pos	T/Pos	Remark
	MHz	dBuV/m	dB	dBuV/m	dBuV	dB/m	dB	dB	cm	deg	
1	6396.20	70.79	------	------	59.48	34.59	14.52	37.80	---	---	Peak

CH09 Pre-located worst frequency Plots

Mode 37: cidx-9_sts-1_packet length-125

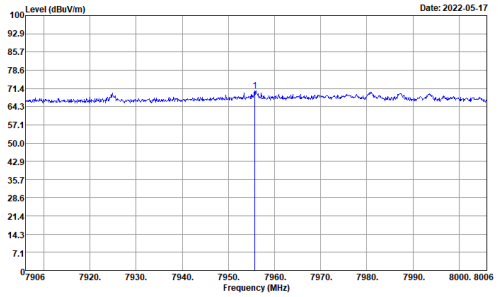

Site : 03CH20-HY
Condition : 3m 9120D_02294_1110622 HORIZONTAL
: RBW:1000.000KHz VBW:3000.000KHz SWT:3.000sec
Project : 1O2919-05
EUT : #9
Channel : CH9
cidx : 9
sts_mode : 1
packet_length : 125
power_hex : 0xbebe9cbe
PG Delay : 26
span : 100MHz

	Freq	Level	Over Limit	Limit Line	ReadAntenna Level	Cable Factor	Preamp Loss	Factor	A/Pos	T/Pos	Remark
	MHz	dBuV/m	dB	dBuV/m	dBuV	dB/m	dB	dB	cm	deg	
1	7955.70	70.55	------	------	56.42	37.10	16.15	39.12	---	---	Peak

Mode 38: cidx-9_sts-0_packet length-125

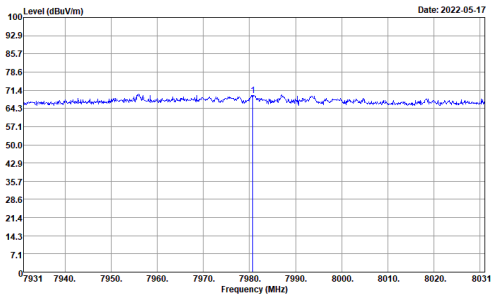

Site : 03CH20-HY
Condition : 3m 9120D_02294_1110622 HORIZONTAL
: RBW:1000.000KHz VBW:3000.000KHz SWT:3.000sec
Project : 1O2919-05
EUT : #9
Channel : CH9
cidx : 9
sts_mode : 0
packet_length : 125
power_hex : 0xbebe9cbe
PG Delay : 26
span : 100MHz

	Freq	Level	Over Limit	Limit Line	ReadAntenna Level	Cable Factor	Preamp Loss	Factor	A/Pos	T/Pos	Remark
	MHz	dBuV/m	dB	dBuV/m	dBuV	dB/m	dB	dB	cm	deg	
1	7980.70	69.37	------	------	55.23	37.10	16.18	39.14	---	---	Peak

Mode 39: cidx-9_sts-3_packet length-0

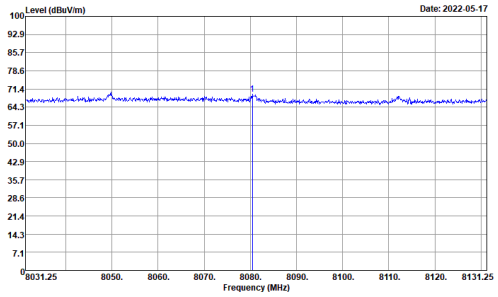

Site : 03CH20-HY
Condition : 3m 9120D_02294_1110622 HORIZONTAL
: RBW:1000.000KHz VBW:3000.000KHz SWT:3.000sec
Project : 1O2919-05
EUT : #9
Channel : CH9
cidx : 9
sts_mode : 3
packet_length : 0
power_hex : 0xbebe9cbe
PG Delay : 26
span : 100MHz

	Freq	Level	Over Limit	Limit Line	ReadAntenna Level	Cable Factor	Preamp Loss	Factor	A/Pos	T/Pos	Remark
	MHz	dBuV/m	dB	dBuV/m	dBuV	dB/m	dB	dB	cm	deg	
1	8080.45	69.23	------	------	55.30	37.10	16.09	39.26	---	---	Peak

CH09 Pre-located worst frequency Plots

Mode 40: cidx-10_sts-1_packet length-125

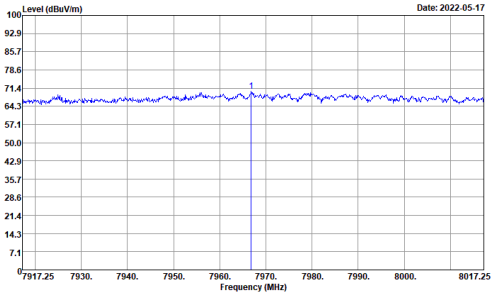

Site : 03CH20-HY
Condition : 3m 9120D_02294_1110622 HORIZONTAL
: RBW:1000.000KHz VBW:3000.000KHz SWT:3.000sec
Project : 1O2919-05
EUT : #9
Channel : CH9
cidx : 10
sts_mode : 1
packet_length : 125
power_hex : 0xbebe9cbe
PG Delay : 26
span : 100MHz

	Freq	Level	Over Limit	Limit Line	ReadAntenna Level	Cable Factor	Preamp Loss	Factor	A/Pos	T/Pos	Remark
	MHz	dBuV/m	dB	dBuV/m	dBuV	dB/m	dB	dB	cm	deg	
1	7966.85	70.08	------	------	55.95	37.10	16.16	39.13	---	---	Peak

Mode 41: cidx-10_sts-0_packet length-125

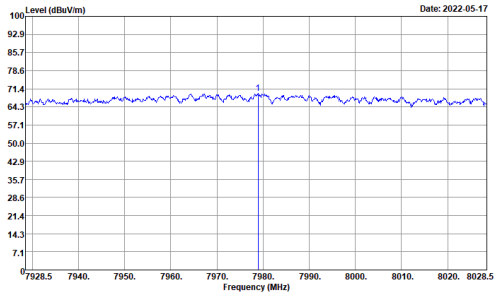

Site : 03CH20-HY
Condition : 3m 9120D_02294_1110622 HORIZONTAL
: RBW:1000.000KHz VBW:3000.000KHz SWT:3.000sec
Project : 1O2919-05
EUT : #9
Channel : CH9
cidx : 10
sts_mode : 0
packet_length : 125
power_hex : 0xbebe9cbe
PG Delay : 26
span : 100MHz

	Freq	Level	Over Limit	Limit Line	ReadAntenna Level	Cable Factor	Preamp Loss	Factor	A/Pos	T/Pos	Remark
	MHz	dBuV/m	dB	dBuV/m	dBuV	dB/m	dB	dB	cm	deg	
1	7978.90	69.56	------	------	55.43	37.10	16.17	39.14	---	---	Peak

Mode 42: cidx-10_sts-3_packet length-0

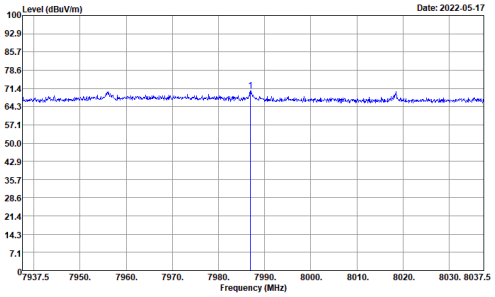

Site : 03CH20-HY
Condition : 3m 9120D_02294_1110622 HORIZONTAL
: RBW:1000.000KHz VBW:3000.000KHz SWT:3.000sec
Project : 1O2919-05
EUT : #9
Channel : CH9
cidx : 10
sts_mode : 3
packet_length : 0
power_hex : 0xbebe9cbe
PG Delay : 26
span : 100MHz

	Freq	Level	Over Limit	Limit Line	ReadAntenna Level	Cable Factor	Preamp Loss	Factor	A/Pos	T/Pos	Remark
	MHz	dBuV/m	dB	dBuV/m	dBuV	dB/m	dB	dB	cm	deg	
1	7986.90	70.45	------	------	56.32	37.10	16.18	39.15	---	---	Peak

CH09 Pre-located worst frequency Plots

Mode 43: cidx-11_sts-1_packet length-125

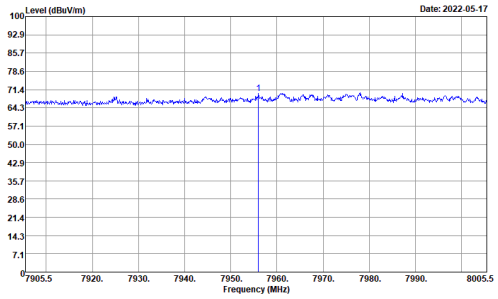

Site : 03CH20-HY
Condition : 3m 9120D_02294_1110622 HORIZONTAL
: RBW:1000.000KHz VBW:3000.000KHz SWT:3.000sec
Project : 1O2919-05
EUT : #9
Channel : CH9
cidx : 11
sts_mode : 1
packet_length : 125
power_hex : 0xbebe9cbe
PG Delay : 26
span : 100MHz

	Freq	Level	Over Limit	Limit Line	ReadAntenna Level	Cable Factor	Preamp Loss	Factor	A/Pos	T/Pos	Remark
	MHz	dBuV/m	dB	dBuV/m	dBuV	dB/m	dB	dB	cm	deg	
1	7956.00	70.02	------	------	55.89	37.10	16.15	39.12	---	---	Peak

Mode 44: cidx-11_sts-0_packet length-125

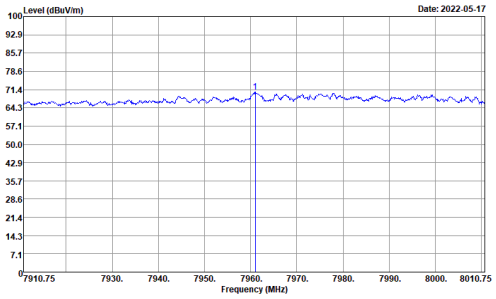

Site : 03CH20-HY
Condition : 3m 9120D_02294_1110622 HORIZONTAL
: RBW:1000.000KHz VBW:3000.000KHz SWT:3.000sec
Project : 1O2919-05
EUT : #9
Channel : CH9
cidx : 11
sts_mode : 0
packet_length : 125
power_hex : 0xbebe9cbe
PG Delay : 26
span : 100MHz

	Freq	Level	Over Limit	Limit Line	ReadAntenna Level	Cable Factor	Preamp Loss	Factor	A/Pos	T/Pos	Remark
	MHz	dBuV/m	dB	dBuV/m	dBuV	dB/m	dB	dB	cm	deg	
1	7961.05	70.48	------	------	56.35	37.10	16.15	39.12	---	---	Peak

Mode 45: cidx-11_sts-3_packet length-0

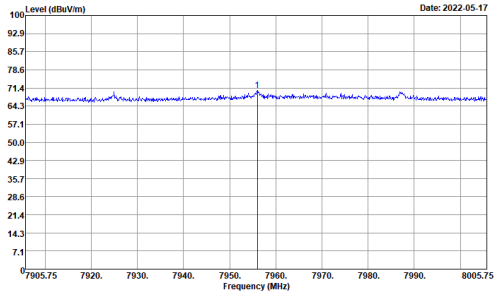

Site : 03CH20-HY
Condition : 3m 9120D_02294_1110622 HORIZONTAL
: RBW:1000.000KHz VBW:3000.000KHz SWT:3.000sec
Project : 1O2919-05
EUT : #9
Channel : CH9
cidx : 11
sts_mode : 3
packet_length : 0
power_hex : 0xbebe9cbe
PG Delay : 26
span : 100MHz

	Freq	Level	Over Limit	Limit Line	ReadAntenna Level	Cable Factor	Preamp Loss	Factor	A/Pos	T/Pos	Remark
	MHz	dBuV/m	dB	dBuV/m	dBuV	dB/m	dB	dB	cm	deg	
1	7956.05	70.34	------	------	56.21	37.10	16.15	39.12	---	---	Peak

CH09 Pre-located worst frequency Plots

Mode 46: cidx-12_sts-1_packet length-125

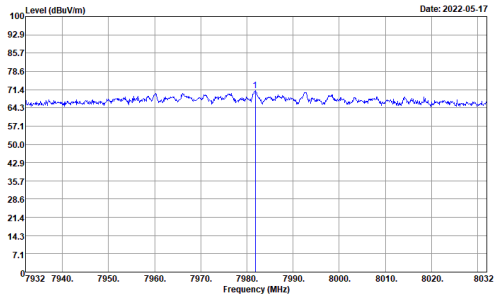

Site : 03CH20-HY
Condition : 3m 9120D_02294_1110622 HORIZONTAL
: RBW:1000.000KHz VBW:3000.000KHz SWT:3.000sec
Project : 1O2919-05
EUT : #9
Channel : CH9
cidx : 12
sts_mode : 1
packet_length : 125
power_hex : 0xaeae8cae
PG Delay : 26
span : 100MHz

	Freq	Level	Over Limit	Limit Line	ReadAntenna Level	Cable Factor	Preamp Loss	Factor	A/Pos	T/Pos	Remark
	MHz	dBuV/m	dB	dBuV/m	dBuV	dB/m	dB	dB	cm	deg	
1	7981.80	71.04	------	------	56.90	37.10	16.18	39.14	---	---	Peak

Mode 47: cidx-12_sts-0_packet length-125

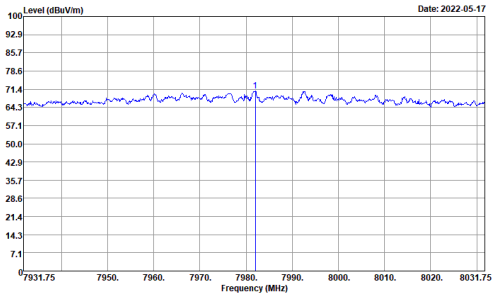

Site : 03CH20-HY
Condition : 3m 9120D_02294_1110622 HORIZONTAL
: RBW:1000.000KHz VBW:3000.000KHz SWT:3.000sec
Project : 1O2919-05
EUT : #9
Channel : CH9
cidx : 12
sts_mode : 0
packet_length : 125
power_hex : 0xaeae8cae
PG Delay : 26
span : 100MHz

	Freq	Level	Over Limit	Limit Line	ReadAntenna Level	Cable Factor	Preamp Loss	Factor	A/Pos	T/Pos	Remark
	MHz	dBuV/m	dB	dBuV/m	dBuV	dB/m	dB	dB	cm	deg	
1	7982.05	70.63	------	------	56.49	37.10	16.18	39.14	---	---	Peak

Mode 48: cidx-12_sts-3_packet length-0

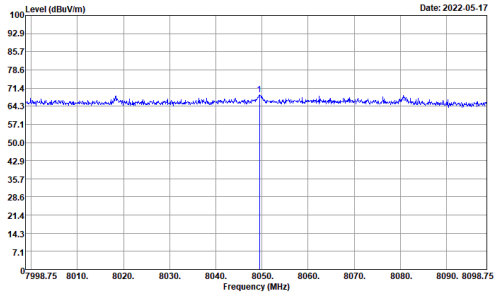

Site : 03CH20-HY
Condition : 3m 9120D_02294_1110622 HORIZONTAL
: RBW:1000.000KHz VBW:3000.000KHz SWT:3.000sec
Project : 1O2919-05
EUT : #9
Channel : CH9
cidx : 12
sts_mode : 3
packet_length : 0
power_hex : 0xaeae8cae
PG Delay : 26
span : 100MHz

	Freq	Level	Over Limit	Limit Line	ReadAntenna Level	Cable Factor	Preamp Loss	Factor	A/Pos	T/Pos	Remark
	MHz	dBuV/m	dB	dBuV/m	dBuV	dB/m	dB	dB	cm	deg	
1	8049.45	68.77	------	------	54.76	37.10	16.13	39.22	---	---	Peak

CH09 Peak Power Measurement Plots	
Mode 1: cidx-9_sts-1_packet length-125	**Mode 2: cidx-9_sts-0_packet length-125**
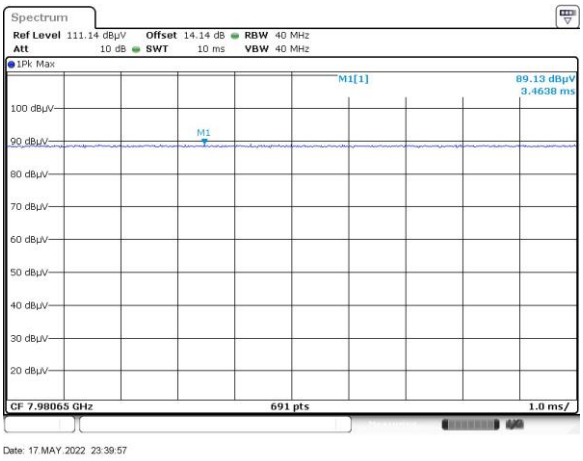	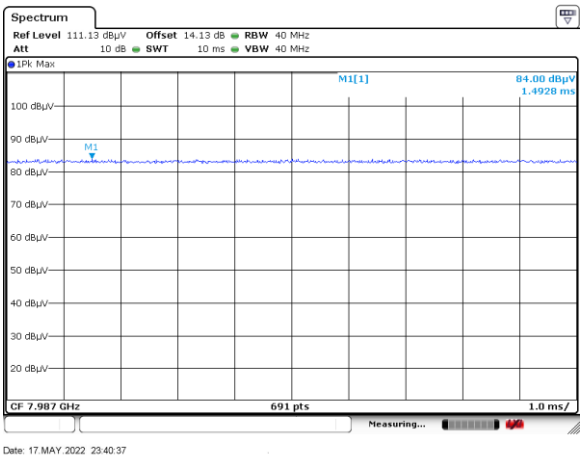
Mode 3: cidx-9_sts-3_packet length-0	
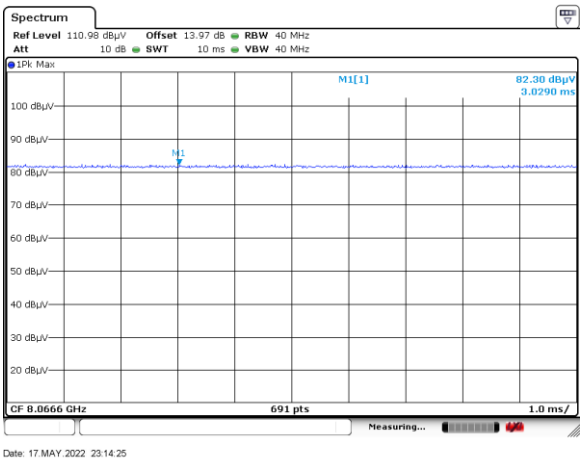	

CH09 Peak Power Measurement Plots	
Mode 4: cidx-10_sts-1_packet length-125	**Mode 5: cidx-10_sts-0_packet length-125**
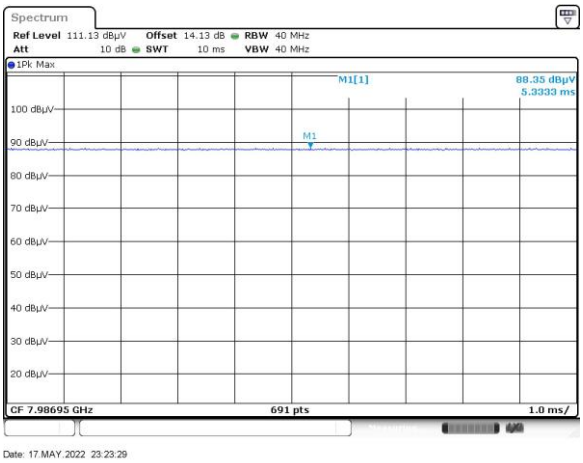 Date: 17.MAY.2022 23:23:29	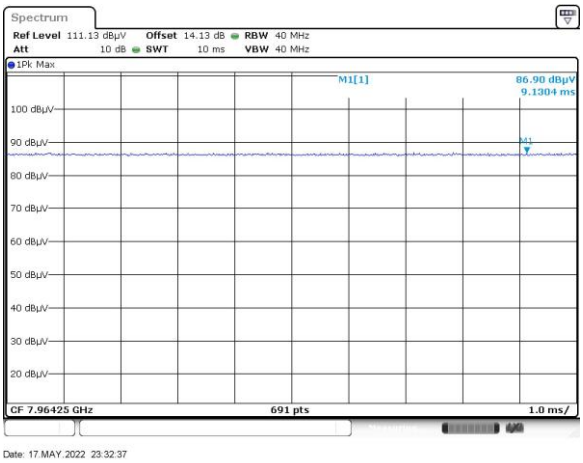 Date: 17.MAY.2022 23:32:37
Mode 6: cidx-10_sts-3_packet length-0	
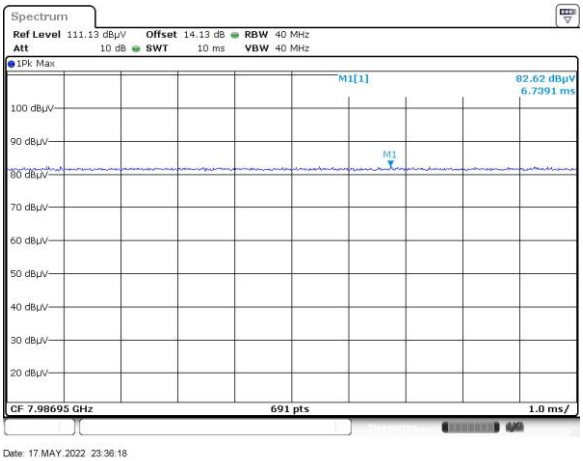 Date: 17.MAY.2022 23:36:18	

CH09 Peak Power Measurement Plots	
Mode 7: cidx-11_sts-1_packet length-125	**Mode 8: cidx-11_sts-0_packet length-125**
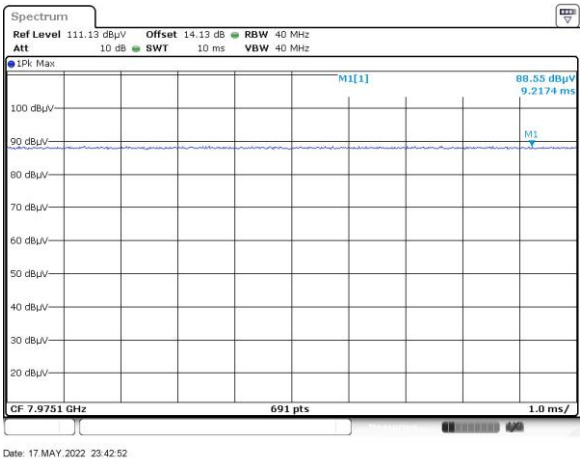	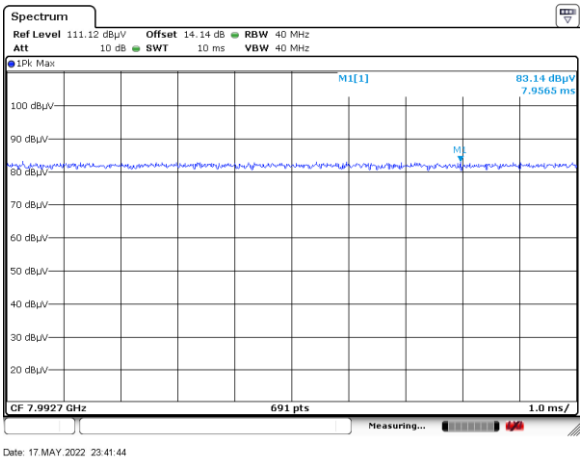
Mode 9: cidx-11_sts-3_packet length-0	
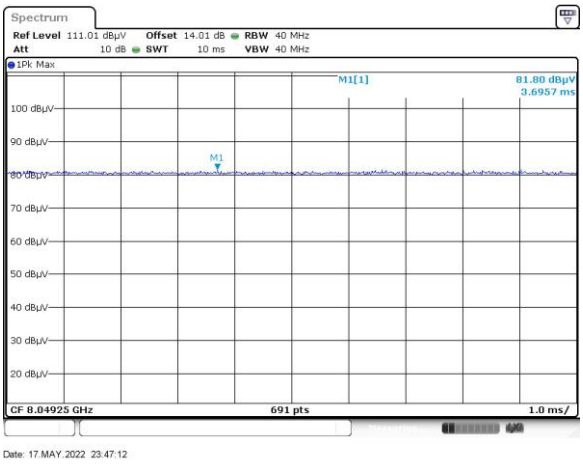	

CH09 Peak Power Measurement Plots	
Mode 10: cidx-12_sts-1_packet length-125	**Mode 11: cidx-12_sts-0_packet length-125**
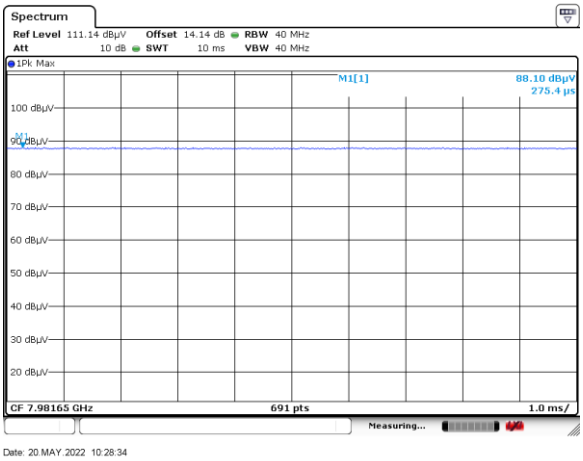	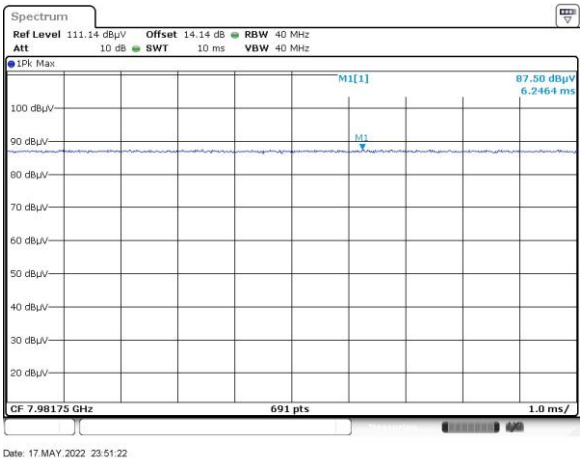
Mode 12: cidx-12_sts-3_packet length-0	
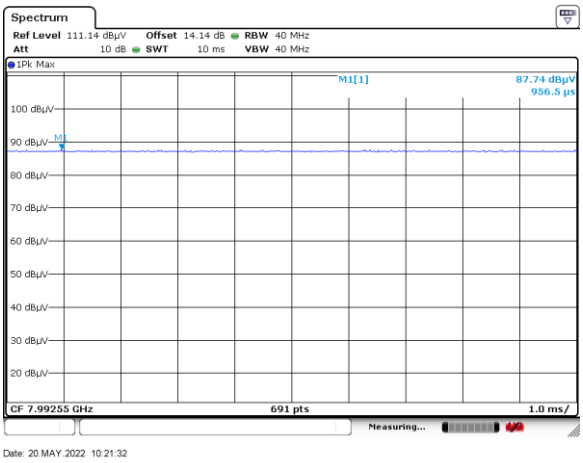	

CH05 Peak Power Measurement Plots	
Mode 13: cidx-9_sts-1_packet length-125	**Mode 14: cidx-9_sts-0_packet length-125**
Mode 15: cidx-9_sts-3_packet length-0	

CH05 Peak Power Measurement Plots	
Mode 16: cidx-10_sts-1_packet length-125	**Mode 17: cidx-10_sts-0_packet length-125**
Mode 18: cidx-10_sts-3_packet length-0	
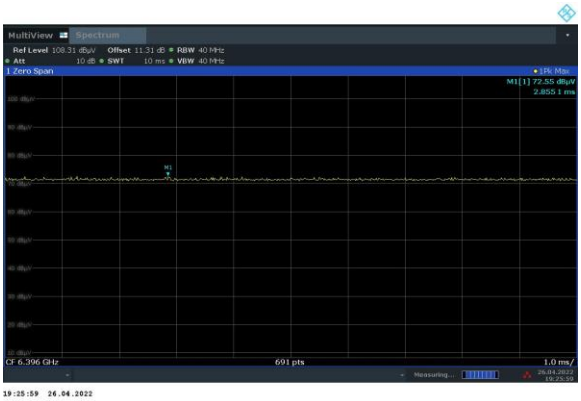	

CH05 Peak Power Measurement Plots	
Mode 19: cidx-11_sts-1_packet length-125	**Mode 20: cidx-11_sts-0_packet length-125**
Mode 21: cidx-11_sts-3_packet length-0	
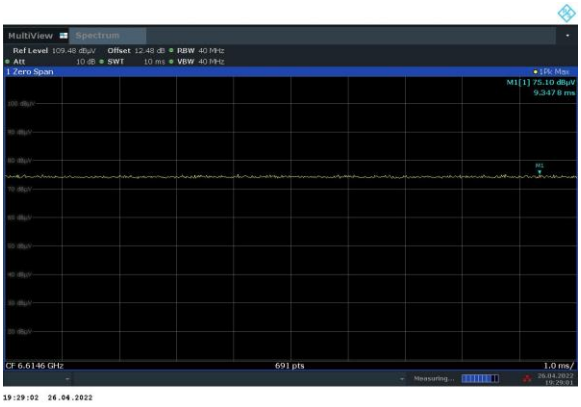	

CH09 Peak Power Measurement Plots	
Mode 22: cidx-12_sts-1_packet length-125	**Mode 23: cidx-12_sts-0_packet length-125**
Mode 24: cidx-12_sts-3_packet length-0	

CH05 Peak Power Measurement Plots	
Mode 25: cidx-9_sts-1_packet length-125	**Mode 26: cidx-9_sts-0_packet length-125**
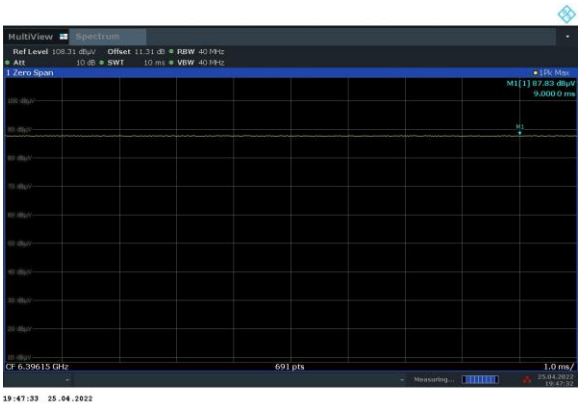	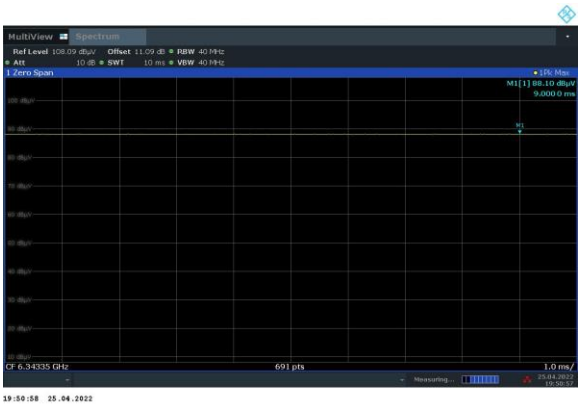
Mode 27: cidx-9_sts-3_packet length-0	
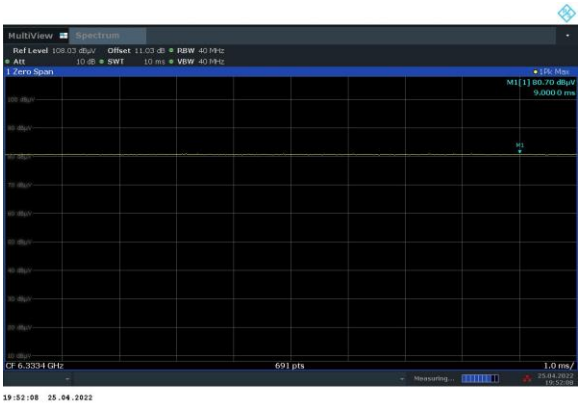	

CH05 Peak Power Measurement Plots	
Mode 28: cidx-10_sts-1_packet length-125	**Mode 29: cidx-10_sts-0_packet length-125**
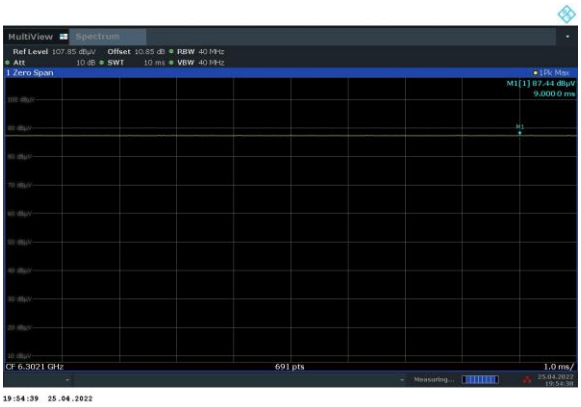	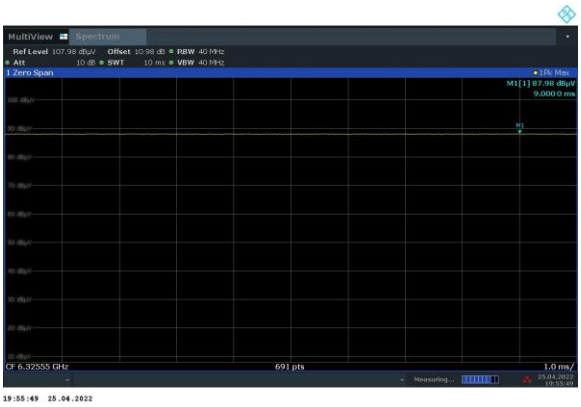
Mode 30: cidx-10_sts-3_packet length-0	
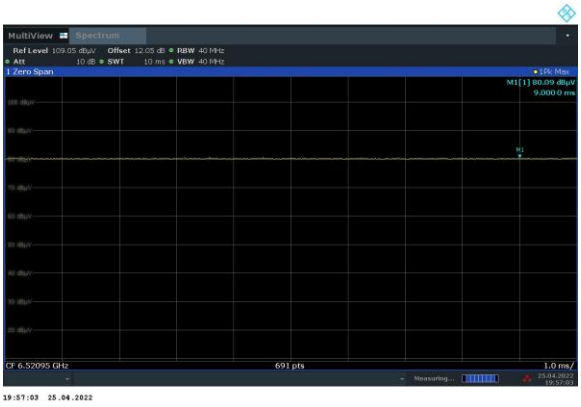	

CH05 Peak Power Measurement Plots	
Mode 31: cidx-11_sts-1_packet length-125	**Mode 32: cidx-11_sts-0_packet length-125**
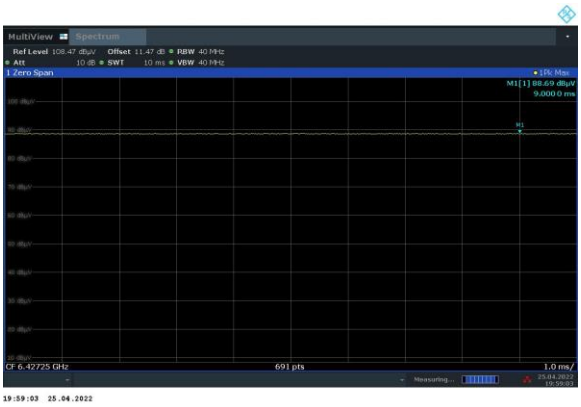	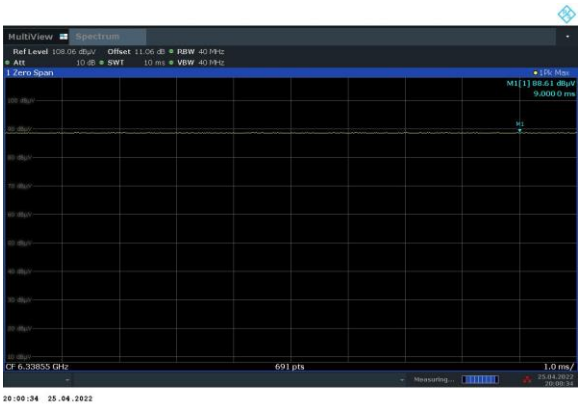
Mode 33: cidx-11_sts-3_packet length-0	
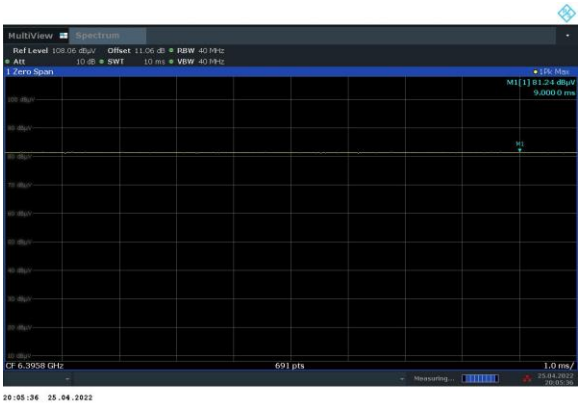	

CH09 Peak Power Measurement Plots	
Mode 34: cidx-12_sts-1_packet length-125	**Mode 35: cidx-12_sts-0_packet length-125**
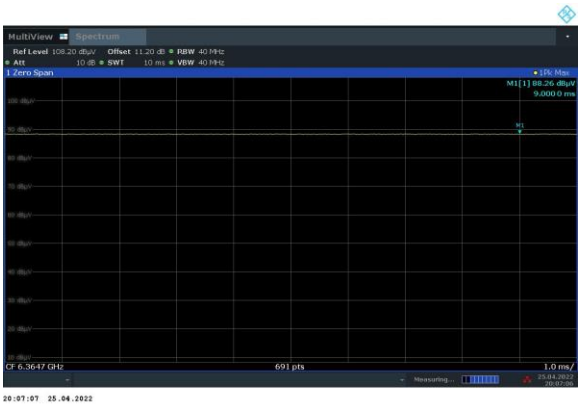	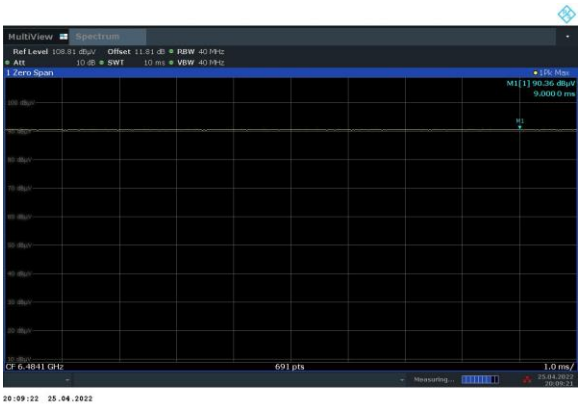
Mode 36: cidx-12_sts-3_packet length-0	
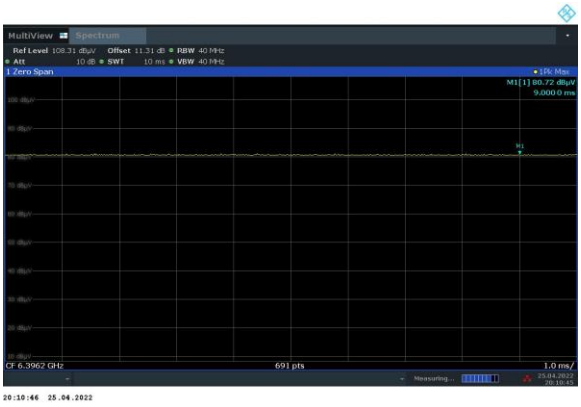	

CH09 Peak Power Measurement Plots	
Mode 37: cidx-9_sts-1_packet length-125	**Mode 38: cidx-9_sts-0_packet length-125**
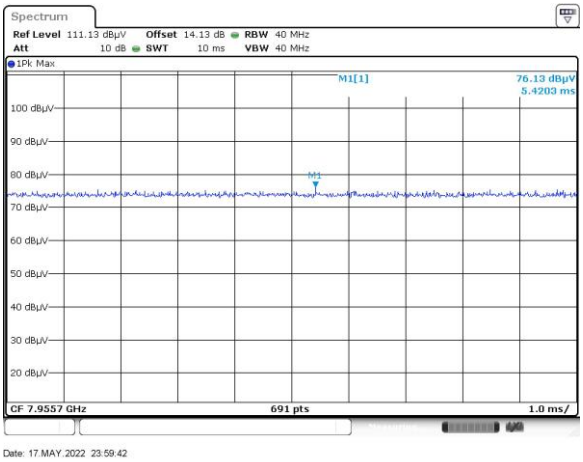	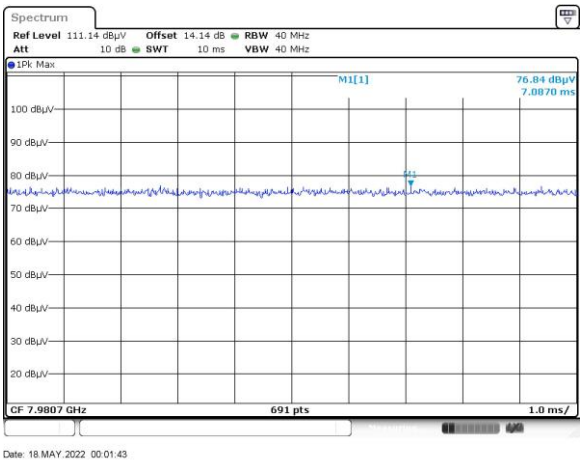
Mode 39: cidx-9_sts-3_packet length-0	
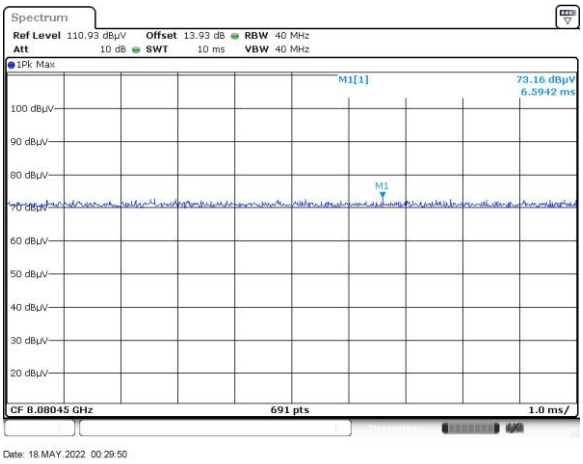	

CH09 Peak Power Measurement Plots	
Mode 40: cidx-10_sts-1_packet length-125	**Mode 41: cidx-10_sts-0_packet length-125**
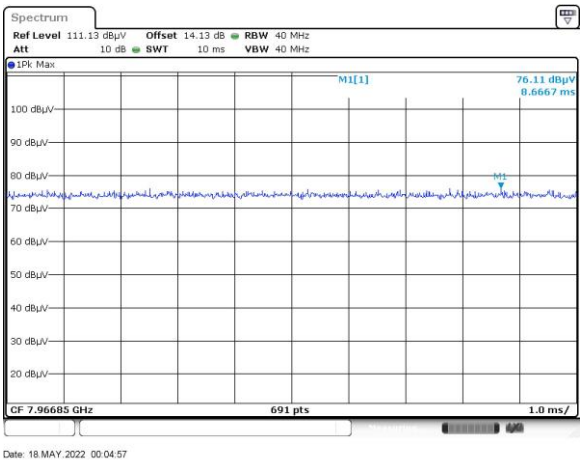	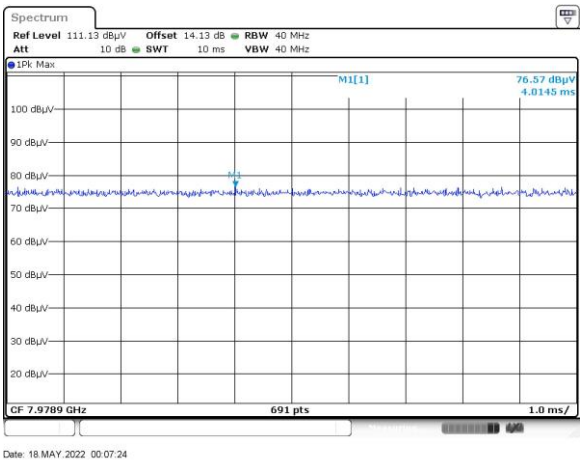
Mode 42: cidx-10_sts-3_packet length-0	
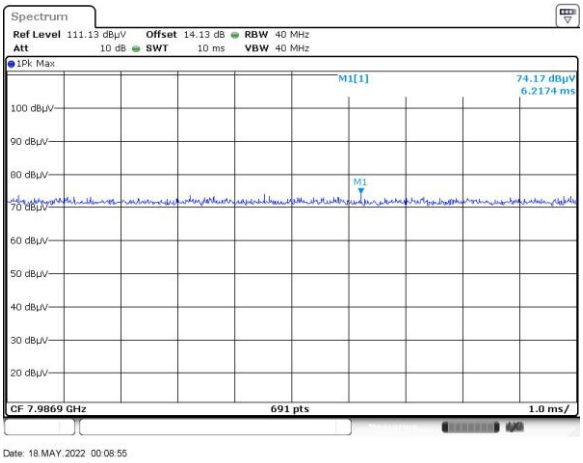	

CH09 Peak Power Measurement Plots	
Mode 43: cidx-11_sts-1_packet length-125	**Mode 44: cidx-11_sts-0_packet length-125**
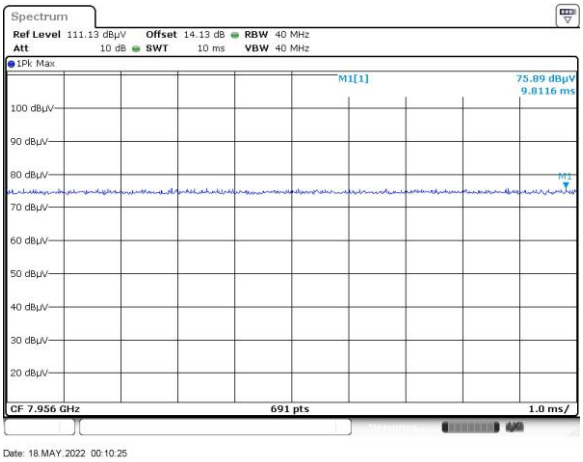	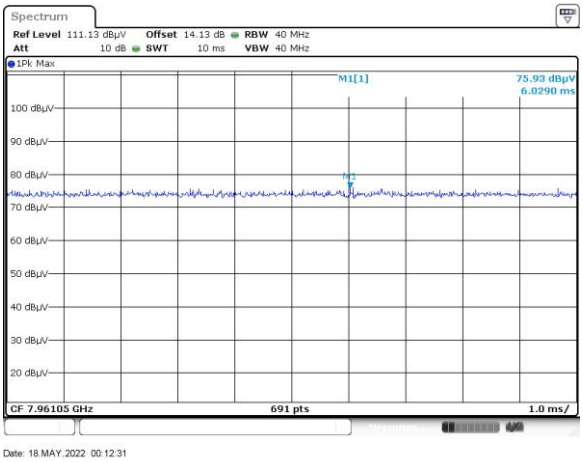
Mode 45: cidx-11_sts-3_packet length-0	
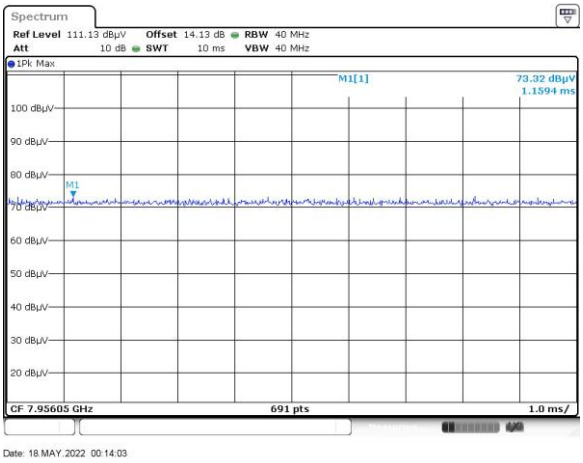	

CH09 Peak Power Measurement Plots	
Mode 46: cidx-12_sts-1_packet length-125	**Mode 47: cidx-12_sts-0_packet length-125**
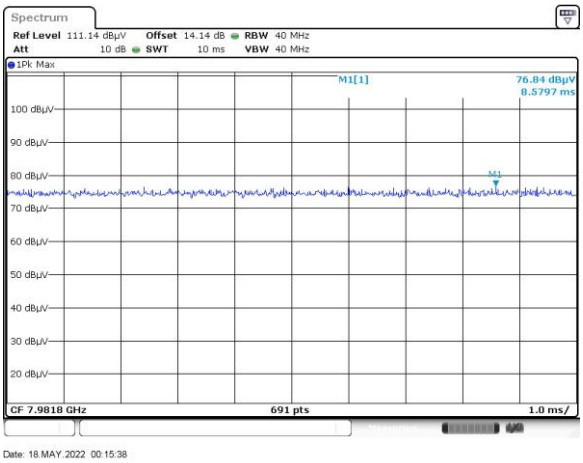	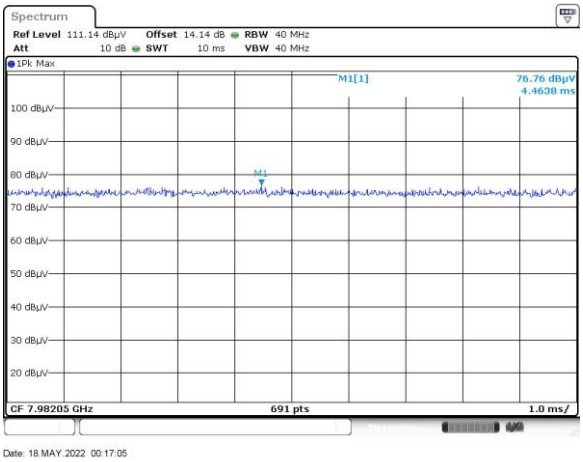
Mode 48: cidx-12_sts-3_packet length-0	
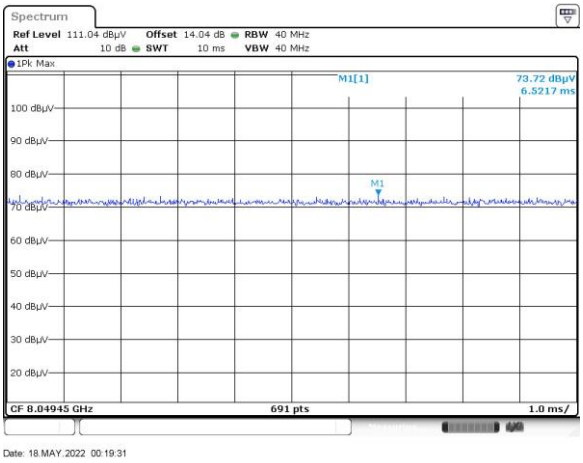	

3.5 Radiated Emissions

3.5.1 Radiated Emissions Limit

Radiated Emissions below 960MHz and Emissions from Digital Circuitry Limit			
Frequency Range (MHz)	**Field Strength (uV/m)**	**Field Strength (dBuV/m)**	**Measure Distance (m)**
0.009~0.490	2400/F(kHz)	48.5 - 13.8	300
0.490~1.705	24000/F(kHz)	33.8 - 23	30
1.705~30.0	30	29	30
30~88	100	40	3
88~216	150	43.5	3
216~960	200	46	3
Above 960	500	54	3

Note 1: Test distance for frequencies at or above 30 MHz, measurements may be performed at a distance other than the limit distance provided they are not performed in the near field and the emissions to be measured can be detected by the measurement equipment. When performing measurements at a distance other than that specified, the results shall be extrapolated to the specified distance using an extrapolation factor of 20 dB/decade (inverse of linear distance for field-strength measurements, inverse of linear distance-squared for power-density measurements).

Note 2: Test distance for frequencies at below 30 MHz, measurements may be performed at a distance closer than the EUT limit distance; however, an attempt should be made to avoid making measurements in the near field. When performing measurements below 30 MHz at a closer distance than the limit distance, the results shall be extrapolated to the specified distance by either making measurements at a minimum of two or more distances on at least one radial to determine the proper extrapolation factor or by using the square of an inverse linear distance extrapolation factor (40 dB/decade). The test report shall specify the extrapolation method used to determine compliance of the EUT.

Radiated Emissions above 960MHz Limit	
Frequency Range (MHz)	**EIRP (dBm), RBW = 1MHz**
960-1610	−75.3
1610-1990	−63.3
1990-3100	−61.3
3100-10600	−41.3
Above 10600	−61.3

Note:

- Distance extrapolation factor = 20 log (test distance [X m]/specific distance [3 m]) (dB)
- Corrected Reading: Antenna Factor (dB/m) + Cable Loss (dB) + Read Level (dBuV) - Preamp Factor (dB) + Aux (dB) + Aux 2 (dB) = Level (dBuV/m)
  (Note: Aux = Filter loss; Aux 2 = Distance extrapolation factor)
-

Radiated Emissions in GPS Bands Limit	
Frequency Range (MHz)	**EIRP (dBm), RBW ≥ 1kHz**
1164-1240	-85.3
1559-1610	-85.3

Note E (dBuv/m) = EIRP (dBm) + 95.23, example, E(dBuV/m) = -85.3 + 95.23 = 9.93dBuV/m

3.5.2 Measuring Instruments

Refer a test equipment and calibration data table in this test report.

3.5.3 Test Procedures

Test Method for Radiated Emissions above 960MHz		
■	Radiated Emissions above 960MHz	
	■	Refer as ANSI C63.10, clause 10.3.1 for radiated measurement procedure testing.
	■	Refer as ANSI C63.10, clause 10.3.2 for measurement distance is 3m. In some cases, it may be necessary to measure the radiated UWB emissions at a closer distance to obtain enough signal and margin to overcome the measurement system noise floor. Distance extrapolation factor = 20 log (test distance [X m]/specific distance [3 m]) (dB)
	■	Refer as ANSI C63.10, clause 10.3.4 for rms detector procedure testing.
	■	Refer as ANSI C63.10, clause 10.3.7 for evaluating AVG-PSD (RBW=1MHz).
	■	Refer as ANSI C63.10, clause 10.3.10 for evaluating AVG-PSD in GPS Band (RBW≥1kHz).
■	For radiated measurement.	
	■	Refer as ANSI C63.10, clause 10.3.8 following eirp can be used radiated test configuration.
	■	Refer as ANSI C63.10, clause 10.3.9 following eirp can be directly determined using the field strength.

Test Method for Radiated Emissions below 960MHz and Emissions from Digital Circuitry		
■	Measurements may be performed at a distance other than the limit distance provided they are not performed in the near field and the emissions to be measured can be detected by the measurement equipment. When performing measurements at a distance other than that specified, the results shall be extrapolated to the specified distance using an extrapolation factor of 20 dB/decade (inverse of linear distance for field-strength measurements, inverse of linear distance-squared for power-density measurements) for above 30MHz-960MHz; 40dB/decade for frequency below 30MHz.	
■	For the transmitter unwanted emissions shall be measured using following options below:	
	■	Refer as ANSI C63.10, clause 4.1.4 Detector functions and selection of bandwidth
	□	Refer as ANSI C63.10, clause 4.1.4.2.4 average value of pulsed emissions. Adjusted by a “duty cycle correction factor”, derived from 20log (dwell time/100 ms). Average emission = peak emission + 20 log (duty cycle).
	■	Refer as ANSI C63.10, clause 4.1.4.2.2 measurement procedure peak limit.
■	For radiated measurement.	
	■	Refer as ANSI C63.10, clause 6.4 for radiated emissions below 30 MHz and test distance is 3m.
	■	Refer as ANSI C63.10, clause 6.5 for radiated emissions 30 MHz to 1 GHz and test distance is 3m.
	■	Refer as ANSI C63.10, clause 6.6 for radiated emissions above 1 GHz and test distance is 3m.
	■	If the noise floor can’t meet the limit, the test distance will be shorten and described in the report.
■	Any unwanted emissions level shall not exceed the fundamental emission level.	

3.5.4 Test Setup

Radiated Emissions below 30MHz

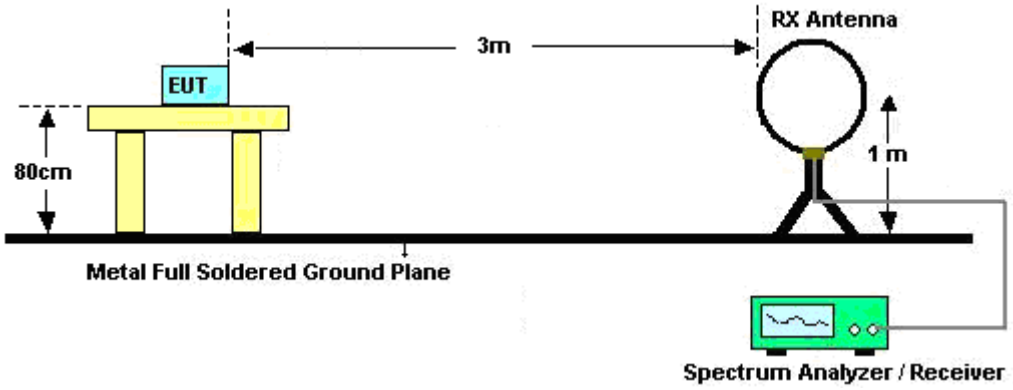

Radiated Emissions from 30MHz to 1GHz and Emissions from Digital Circuitry

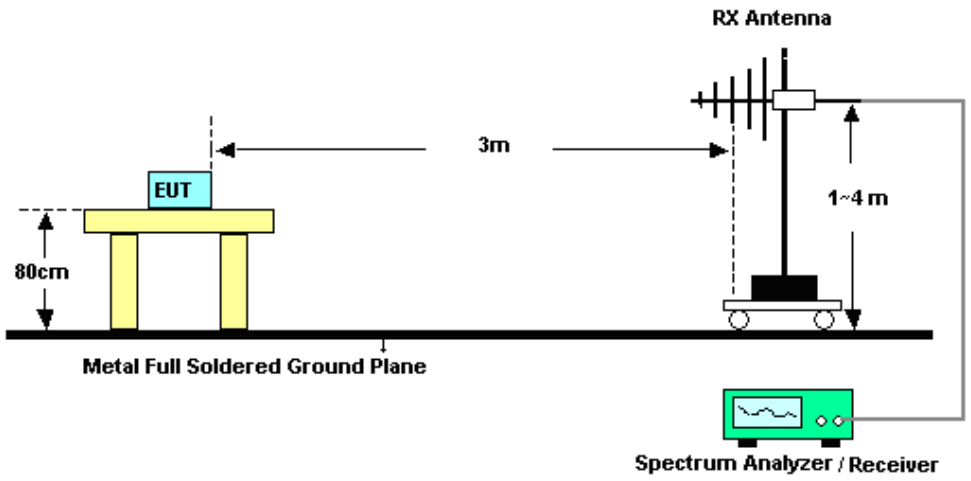

Radiated Emissions from 1GHz to 1.61 GHz

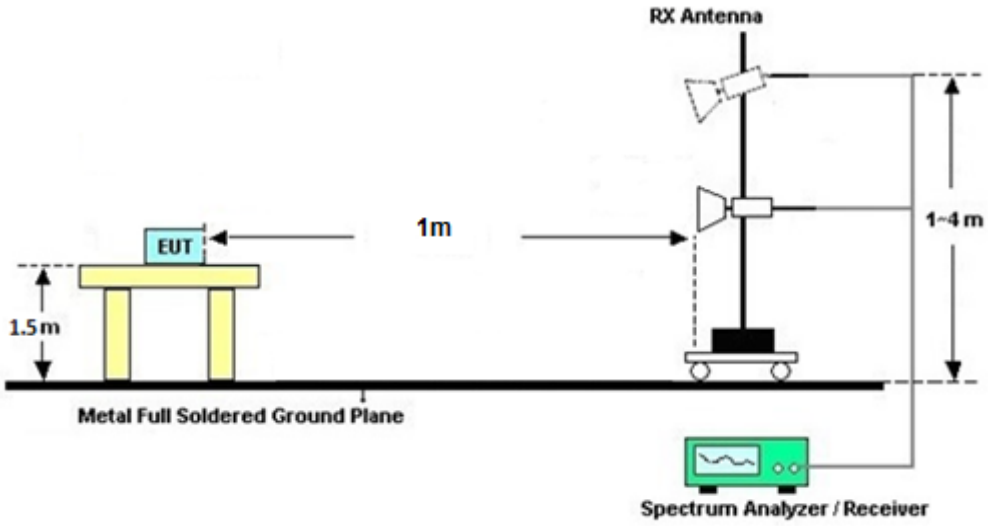

Radiated Emissions from 1.61 GHz to 10.60 GHz

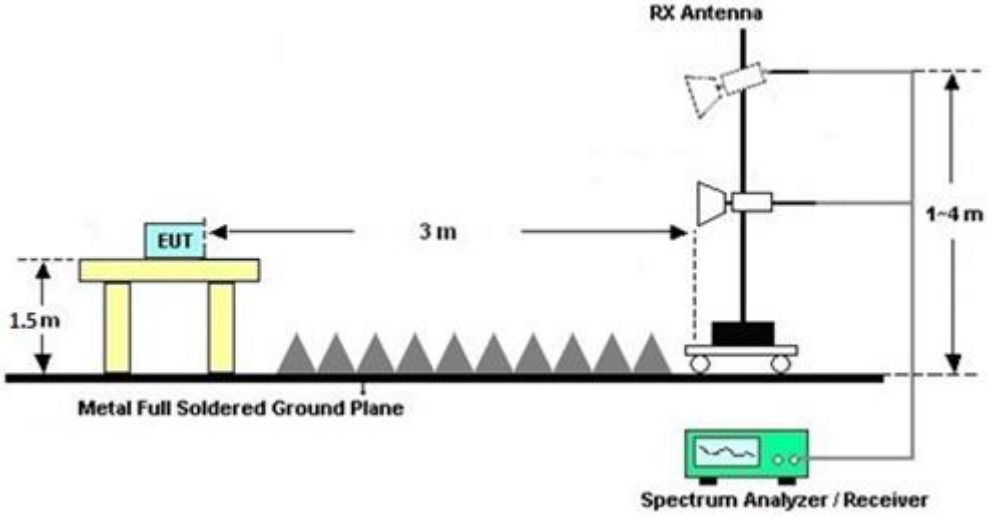

Radiated Emissions from 10.60 GHz to 18GHz

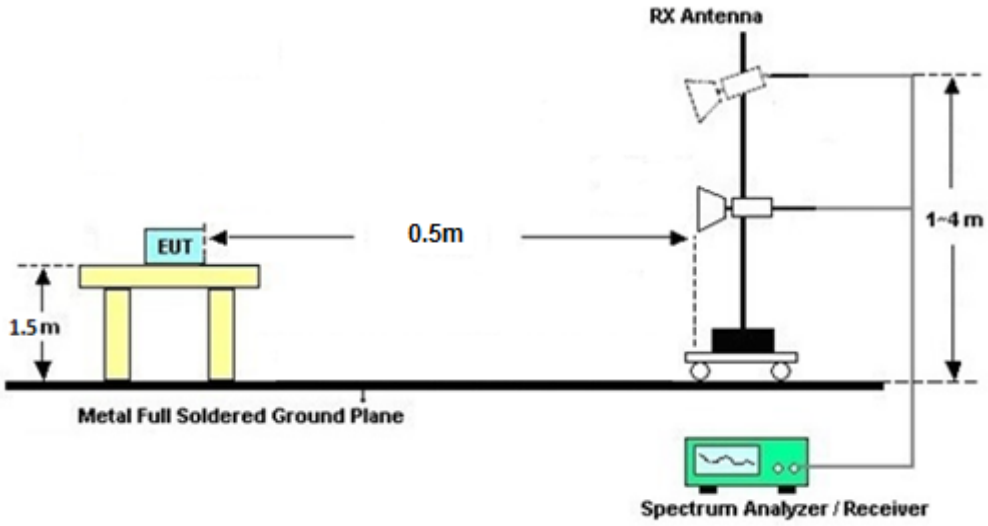

Radiated Emissions above 18GHz

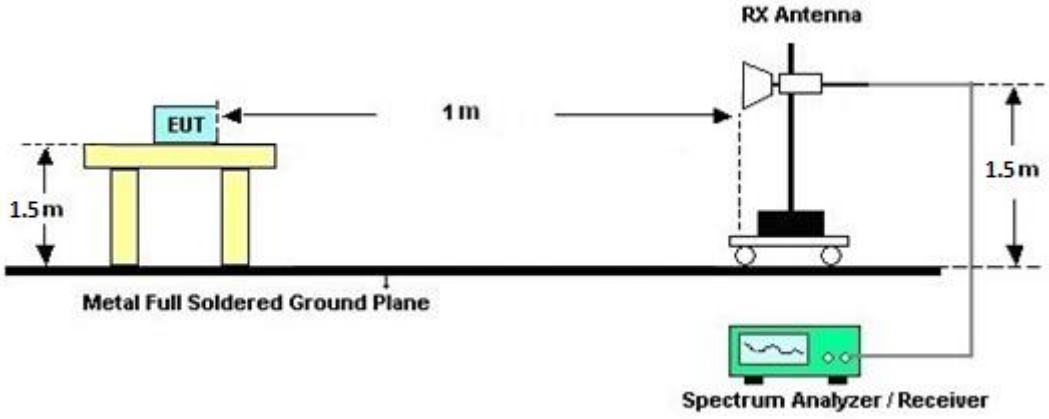

Note 1: Magnetic field tests shall be performed in the frequency range of 9 kHz to 30 MHz using a calibrated loop antenna. Electric field tests shall be performed in the frequency range of 30 MHz to 1000 MHz using a calibrated bi-log antenna and the frequency range of 1 GHz to 40 GHz using a calibrated horn antenna.
Note 2: If test distance other than 3m is used, the used test distance will be recorded in test result.

3.5.5 Radiated Emissions (Below 30MHz)

All amplitude of spurious emissions that are attenuated by more than 20 dB below the permissible value has no need to be reported.
There is adequate comparison measurement of both open-field test site and alternative test site - semi-Anechoic chamber according to 414788 D01 Radiated Test Site v01r01, and the result came out very similar.

3.5.6 Average Power Spectral Density

Test mode	Frequency (MHz)	Emission Level (dBuV/m)	Emission Limit (dBm/MHz)	Emission Limit (dBuV/m)	Margin (dB)	Result	Pol [H/V]
1	7976	53.33	-41.3	53.93	-0.6	Pass	H
2	7975	52.34	-41.3	53.93	-1.59	Pass	H
3	7975	52.32	-41.3	53.93	-1.61	Pass	H
4	7964	53.45	-41.3	53.93	-0.48	Pass	H
5	7979	52.11	-41.3	53.93	-1.82	Pass	H
6	7988	50.43	-41.3	53.93	-3.5	Pass	H
7	7978	53.47	-41.3	53.93	-0.46	Pass	H
8	7978	52.54	-41.3	53.93	-1.39	Pass	H
9	7987	51.38	-41.3	53.93	-2.55	Pass	H
10	7987	52.44	-41.3	53.93	-1.49	Pass	H
11	7978	51.37	-41.3	53.93	-2.56	Pass	H
12	7987	52.60	-41.3	53.93	-1.33	Pass	H
13	6423	45.60	-41.3	53.93	-8.33	Pass	H
14	6423	44.87	-41.3	53.93	-9.06	Pass	H
15	6412	43.75	-41.3	53.93	-10.18	Pass	H
16	6412	44.49	-41.3	53.93	-9.44	Pass	H
17	6412	43.77	-41.3	53.93	-10.16	Pass	H
18	6420	43.05	-41.3	53.93	-10.88	Pass	H
19	6412	45.56	-41.3	53.93	-8.37	Pass	H
20	6411	44.96	-41.3	53.93	-8.97	Pass	H
21	6414	43.84	-41.3	53.93	-10.09	Pass	H
22	6421	45.52	-41.3	53.93	-8.41	Pass	H
23	6421	44.97	-41.3	53.93	-8.96	Pass	H
24	6412	43.60	-41.3	53.93	-10.33	Pass	H

Test mode	Frequency (MHz)	Emission Level (dBuV/m)	Emission Limit (dBm/MHz)	Emission Limit (dBuV/m)	Margin (dB)	Result	Pol [H/V]
25	6412	53.78	-41.3	53.93	-0.15	Pass	H
26	6348	52.56	-41.3	53.93	-1.37	Pass	H
27	6407	50.88	-41.3	53.93	-3.05	Pass	H
28	6412	53.67	-41.3	53.93	-0.26	Pass	H
29	6412	52.72	-41.3	53.93	-1.21	Pass	H
30	6406	50.86	-41.3	53.93	-3.07	Pass	H
31	6412	53.63	-41.3	53.93	-0.30	Pass	H
32	6412	53.29	-41.3	53.93	-0.64	Pass	H
33	6418	51.56	-41.3	53.93	-2.37	Pass	H
34	6429	53.54	-41.3	53.93	-0.39	Pass	H
35	6413	52.51	-41.3	53.93	-1.42	Pass	H
36	6341	50.80	-41.3	53.93	-3.13	Pass	H
37	7956	53.37	-41.3	53.93	-0.56	Pass	H
38	7956	53.50	-41.3	53.93	-0.43	Pass	H
39	7971	50.91	-41.3	53.93	-3.02	Pass	H
40	7964	53.63	-41.3	53.93	-0.30	Pass	H
41	7964	52.76	-41.3	53.93	-1.17	Pass	H
42	7987	51.22	-41.3	53.93	-2.71	Pass	H
43	7956	53.66	-41.3	53.93	-0.27	Pass	H
44	7961	52.71	-41.3	53.93	-1.22	Pass	H
45	7972	50.85	-41.3	53.93	-3.08	Pass	H
46	7971	53.35	-41.3	53.93	-0.58	Pass	H
47	7971	52.04	-41.3	53.93	-1.89	Pass	H
48	7969	50.52	-41.3	53.93	-3.41	Pass	H

CH09 Radiated Emissions (Fundamental)			
Operating Function	Adapter Mode	Polarization	H
		Test Distance	3m

Mode 1: cidx-9_sts-1_packet length-125

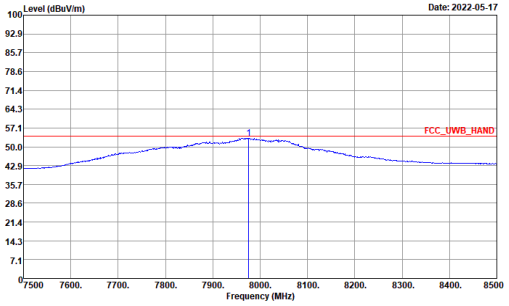

Site : 03CH20-HY
Condition : FCC_UWB_HAND 3m 9120D_02294_1110622 HORIZONTAL
: RBW:1000.000KHz VBW:3000.000KHz SWT:3.000sec
Project : 1O2919-05
EUT : #9
Channel : CH9
cidx : 9
sts_mode : 1
packet_length : 125
power_hex : 0x9e9e7c9e
PG Delay : 26

	Freq	Level	Over Limit	Limit Line	ReadAntenna Level	Antenna Factor	Cable Loss	Preamp Factor	A/Pos	T/Pos	Remark
	MHz	dBuV/m	dB	dBuV/m	dBuV	dB/m	dB	dB	cm	deg	
1	7976.00	53.33	-0.60	53.93	39.20	37.10	16.17	39.14	---	---	Peak

Mode 2: cidx-9_sts-0_packet length-125

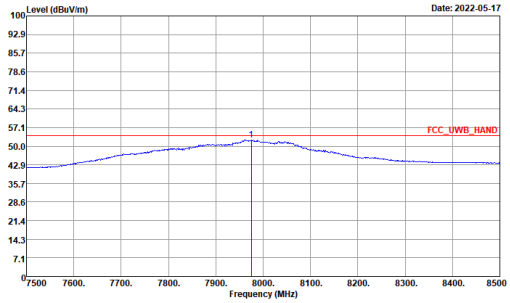

Site : 03CH20-HY
Condition : FCC_UWB_HAND 3m 9120D_02294_1110622 HORIZONTAL
: RBW:1000.000KHz VBW:3000.000KHz SWT:3.000sec
Project : 1O2919-05
EUT : #9
Channel : CH9
cidx : 9
sts_mode : 0
packet_length : 125
power_hex : 0x9e9e7c9e
PG Delay : 26

	Freq	Level	Over Limit	Limit Line	ReadAntenna Level	Antenna Factor	Cable Loss	Preamp Factor	A/Pos	T/Pos	Remark
	MHz	dBuV/m	dB	dBuV/m	dBuV	dB/m	dB	dB	cm	deg	
1	7975.00	52.34	-1.59	53.93	38.21	37.10	16.17	39.14	---	---	Peak

Mode 3: cidx-9_sts-3_packet length-0

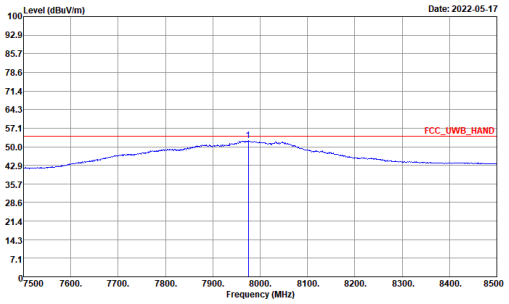

Site : 03CH20-HY
Condition : FCC_UWB_HAND 3m 9120D_02294_1110622 HORIZONTAL
: RBW:1000.000KHz VBW:3000.000KHz SWT:3.000sec
Project : 1O2919-05
EUT : #9
Channel : CH9
cidx : 9
sts_mode : 3
packet_length : 0
power_hex : 0x9e9e7c9e
PG Delay : 26

	Freq	Level	Over Limit	Limit Line	ReadAntenna Level	Antenna Factor	Cable Loss	Preamp Factor	A/Pos	T/Pos	Remark
	MHz	dBuV/m	dB	dBuV/m	dBuV	dB/m	dB	dB	cm	deg	
1	7975.00	52.32	-1.61	53.93	38.19	37.10	16.17	39.14	---	---	Peak

CH09 Radiated Emissions (Fundamental)			
Operating Function	Adapter Mode	Polarization	H
		Test Distance	3m

Mode 4: cidx-10_sts-1_packet length-125

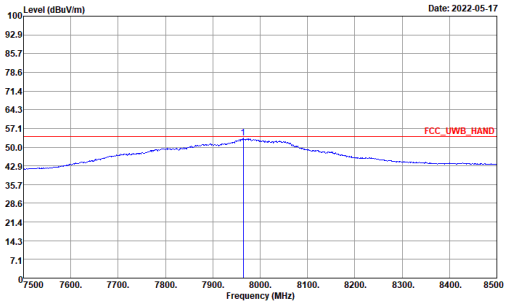

Site : 03CH20-HY
Condition : FCC_UWB_HAND 3m 9120D_02294_1110622 HORIZONTAL
: RBW:1000.000KHz VBW:3000.000KHz SWT:3.000sec
Project : 1O2919-05
EUT : #9
Channel : CH9
cidx : 10
sts_mode : 1
packet_length : 125
power_hex : 0x8e8e748e
PG Delay : 26

	Freq	Level	Over Limit	Limit Line	ReadAntenna Level	Factor	Cable Loss	Preamp Factor	A/Pos	T/Pos	Remark
	MHz	dBuV/m	dB	dBuV/m	dBuV	dB/m	dB	dB	cm	deg	
1	7964.00	53.45	-0.48	53.93	39.32	37.10	16.16	39.13	---	---	Peak

Mode 5: cidx-10_sts-0_packet length-125

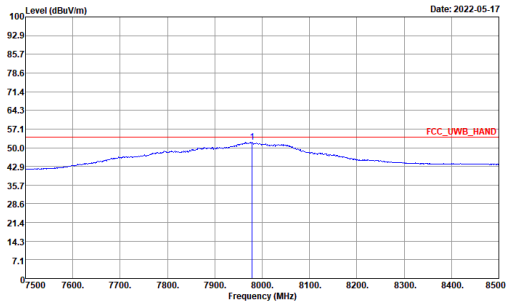

Site : 03CH20-HY
Condition : FCC_UWB_HAND 3m 9120D_02294_1110622 HORIZONTAL
: RBW:1000.000KHz VBW:3000.000KHz SWT:3.000sec
Project : 1O2919-05
EUT : #9
Channel : CH9
cidx : 10
sts_mode : 0
packet_length : 125
power_hex : 0x8e8e748e
PG Delay : 26

	Freq	Level	Over Limit	Limit Line	ReadAntenna Level	Factor	Cable Loss	Preamp Factor	A/Pos	T/Pos	Remark
	MHz	dBuV/m	dB	dBuV/m	dBuV	dB/m	dB	dB	cm	deg	
1	7979.00	52.11	-1.82	53.93	37.98	37.10	16.17	39.14	---	---	Peak

Mode 6: cidx-10_sts-3_packet length-0

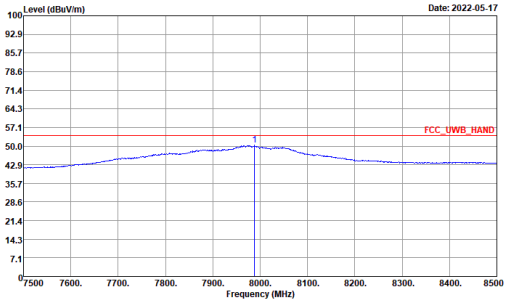

Site : 03CH20-HY
Condition : FCC_UWB_HAND 3m 9120D_02294_1110622 HORIZONTAL
: RBW:1000.000KHz VBW:3000.000KHz SWT:3.000sec
Project : 1O2919-05
EUT : #9
Channel : CH9
cidx : 10
sts_mode : 3
packet_length : 0
power_hex : 0x8e8e748e
PG Delay : 26

	Freq	Level	Over Limit	Limit Line	ReadAntenna Level	Factor	Cable Loss	Preamp Factor	A/Pos	T/Pos	Remark
	MHz	dBuV/m	dB	dBuV/m	dBuV	dB/m	dB	dB	cm	deg	
1	7988.00	50.43	-3.50	53.93	36.29	37.10	16.19	39.15	---	---	Peak

CH09 Radiated Emissions (Fundamental)			
Operating Function	Adapter Mode	**Polarization**	H
		Test Distance	3m

Mode 7: cidx-11_sts-1_packet length-125

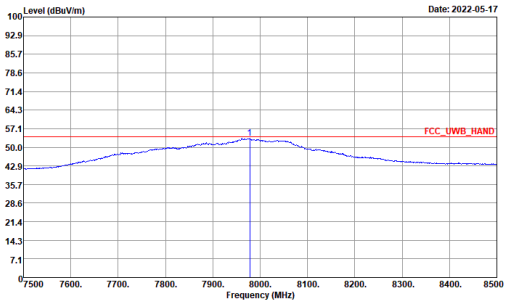

Site : 03CH20-HY
Condition : FCC_UWB_HAND 3m 9120D_02294_1110622 HORIZONTAL
: RBW:1000.000KHz VBW:3000.000KHz SWT:3.000sec
Project : 1O2919-05
EUT : #9
Channel : CH9
cidx : 11
sts_mode : 1
packet_length : 125
power_hex : 0x9e9e7c9e
PG Delay : 26

	Freq	Level	Over Limit	Limit Line	ReadAntenna Level	Factor	Cable Loss	Preamp Factor	A/Pos	T/Pos	Remark
	MHz	dBuV/m	dB	dBuV/m	dBuV	dB/m	dB	dB	cm	deg	
1	7978.00	53.47	-0.46	53.93	39.34	37.10	16.17	39.14	---	---	Peak

Mode 8: cidx-11_sts-0_packet length-125

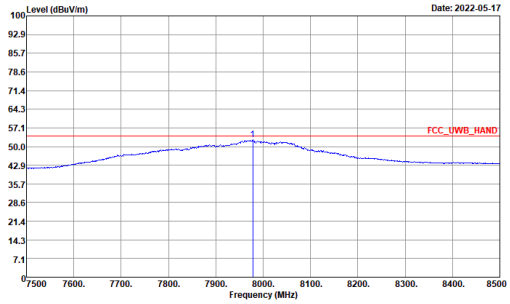

Site : 03CH20-HY
Condition : FCC_UWB_HAND 3m 9120D_02294_1110622 HORIZONTAL
: RBW:1000.000KHz VBW:3000.000KHz SWT:3.000sec
Project : 1O2919-05
EUT : #9
Channel : CH9
cidx : 11
sts_mode : 0
packet_length : 125
power_hex : 0x9e9e7c9e
PG Delay : 26

	Freq	Level	Over Limit	Limit Line	ReadAntenna Level	Factor	Cable Loss	Preamp Factor	A/Pos	T/Pos	Remark
	MHz	dBuV/m	dB	dBuV/m	dBuV	dB/m	dB	dB	cm	deg	
1	7978.00	52.54	-1.39	53.93	38.41	37.10	16.17	39.14	---	---	Peak

Mode 9: cidx-11_sts-3_packet length-0

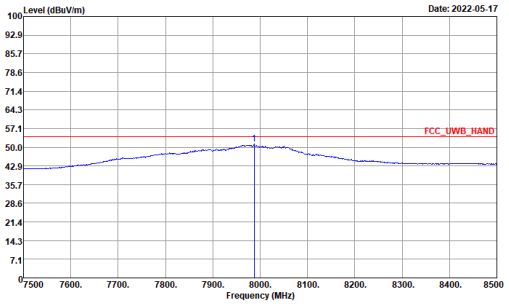

Site : 03CH20-HY
Condition : FCC_UWB_HAND 3m 9120D_02294_1110622 HORIZONTAL
: RBW:1000.000KHz VBW:3000.000KHz SWT:3.000sec
Project : 1O2919-05
EUT : #9
Channel : CH9
cidx : 11
sts_mode : 3
packet_length : 0
power_hex : 0x9e9e7c9e
PG Delay : 26

	Freq	Level	Over Limit	Limit Line	ReadAntenna Level	Factor	Cable Loss	Preamp Factor	A/Pos	T/Pos	Remark
	MHz	dBuV/m	dB	dBuV/m	dBuV	dB/m	dB	dB	cm	deg	
1	7987.00	51.38	-2.55	53.93	37.25	37.10	16.18	39.15	---	---	Peak

CH09 Radiated Emissions (Fundamental)			
Operating Function	Adapter Mode	Polarization	H
		Test Distance	3m

Mode 10: cidx-12_sts-1_packet length-125

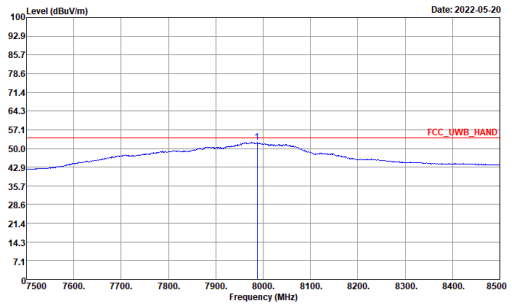

Site : 03CH20-HY
Condition : FCC_UWB_HAND 3m 9120D_02294_1110622 HORIZONTAL
: RBW:1000.000KHz VBW:3000.000KHz SWT:3.000sec
Project : 1O2919-05
EUT : #9
Channel : CH9
cidx : 12
sts_mode : 1
packet_length : 125
power_hex : 0x8e8e748e
PG Delay : 20

	Freq	Level	Over Limit	Limit Line	ReadAntenna Level	Factor	Cable Loss	Preamp Factor	A/Pos	T/Pos	Remark
	MHz	dBuV/m	dB	dBuV/m	dBuV	dB/m	dB	dB	cm	deg	
1	7987.00	52.44	-1.49	53.93	38.31	37.10	16.18	39.15	---	---	Peak

Mode 11: cidx-12_sts-0_packet length-125

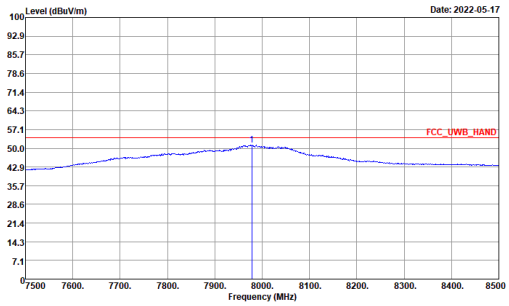

Site : 03CH20-HY
Condition : FCC_UWB_HAND 3m 9120D_02294_1110622 HORIZONTAL
: RBW:1000.000KHz VBW:3000.000KHz SWT:3.000sec
Project : 1O2919-05
EUT : #9
Channel : CH9
cidx : 12
sts_mode : 0
packet_length : 125
power_hex : 0x8e8e748e
PG Delay : 20

	Freq	Level	Over Limit	Limit Line	ReadAntenna Level	Factor	Cable Loss	Preamp Factor	A/Pos	T/Pos	Remark
	MHz	dBuV/m	dB	dBuV/m	dBuV	dB/m	dB	dB	cm	deg	
1	7978.00	51.37	-2.56	53.93	37.24	37.10	16.17	39.14	---	---	Peak

Mode 12: cidx-12_sts-3_packet length-0

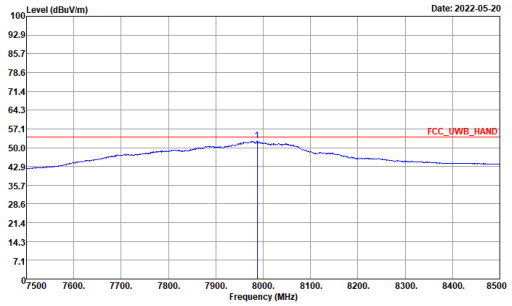

Site : 03CH20-HY
Condition : FCC_UWB_HAND 3m 9120D_02294_1110622 HORIZONTAL
: RBW:1000.000KHz VBW:3000.000KHz SWT:3.000sec
Project : 1O2919-05
EUT : #9
Channel : CH9
cidx : 12
sts_mode : 3
packet_length : 0
power_hex : 0x8e8e748e
PG Delay : 20

	Freq	Level	Over Limit	Limit Line	ReadAntenna Level	Factor	Cable Loss	Preamp Factor	A/Pos	T/Pos	Remark
	MHz	dBuV/m	dB	dBuV/m	dBuV	dB/m	dB	dB	cm	deg	
1	7987.00	52.60	-1.33	53.93	38.47	37.10	16.18	39.15	---	---	Peak

CH05 Radiated Emissions (Fundamental)			
Operating Function	Adapter Mode	Polarization	H
		Test Distance	3m

Mode 13: cidx-9_sts-1_packet length-125

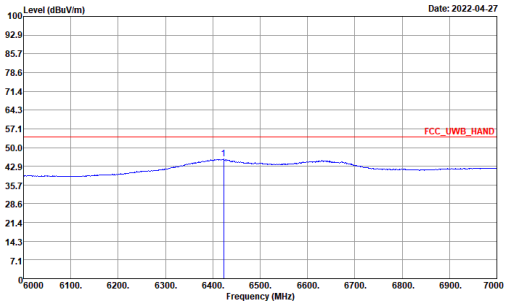

Site : 03CH20-HY
Condition : FCC_UWB_HAND 3m 9120D_02294_1110622 HORIZONTAL
: RBW:1000.000KHz VBW:3000.000KHz SWT:1.000sec
Project : 1O2919-05
EUT : #9
Channel : CH5
cidx : 9
sts_mode : 1
packet_length : 125
power_hex : 0x4f4f444f
PG Delay : 20

	Freq	Level	Over Limit	Limit Line	ReadAntenna Level	Factor	Cable Loss	Preamp Factor	A/Pos	T/Pos	Remark
	MHz	dBuV/m	dB	dBuV/m	dBuV	dB/m	dB	dB	cm	deg	
1	6423.00	45.60	-8.33	53.93	34.16	34.69	14.54	37.79	---	---	Average

Mode 14: cidx-9_sts-0_packet length-125

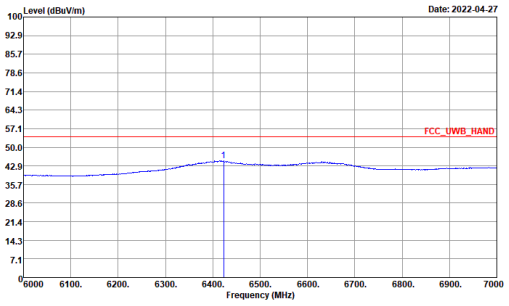

Site : 03CH20-HY
Condition : FCC_UWB_HAND 3m 9120D_02294_1110622 HORIZONTAL
: RBW:1000.000KHz VBW:3000.000KHz SWT:1.000sec
Project : 1O2919-05
EUT : #9
Channel : CH5
cidx : 9
sts_mode : 0
packet_length : 125
power_hex : 0x4f4f444f
PG Delay : 20

	Freq	Level	Over Limit	Limit Line	ReadAntenna Level	Factor	Cable Loss	Preamp Factor	A/Pos	T/Pos	Remark
	MHz	dBuV/m	dB	dBuV/m	dBuV	dB/m	dB	dB	cm	deg	
1	6423.00	44.87	-9.06	53.93	33.43	34.69	14.54	37.79	---	---	Average

Mode 15: cidx-9_sts-3_packet length-0

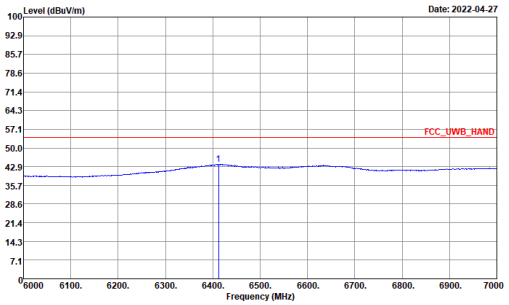

Site : 03CH20-HY
Condition : FCC_UWB_HAND 3m 9120D_02294_1110622 HORIZONTAL
: RBW:1000.000KHz VBW:3000.000KHz SWT:1.000sec
Project : 1O2919-05
EUT : #9
Channel : CH5
cidx : 9
sts_mode : 3
packet_length : 0
power_hex : 0x4f4f444f
PG Delay : 20

	Freq	Level	Over Limit	Limit Line	ReadAntenna Level	Factor	Cable Loss	Preamp Factor	A/Pos	T/Pos	Remark
	MHz	dBuV/m	dB	dBuV/m	dBuV	dB/m	dB	dB	cm	deg	
1	6412.00	43.75	-10.18	53.93	32.35	34.65	14.54	37.79	---	---	Average

CH05 Radiated Emissions (Fundamental)			
Operating Function	Adapter Mode	Polarization	H
		Test Distance	3m

Mode 16: cidx-10_sts-1_packet length-125

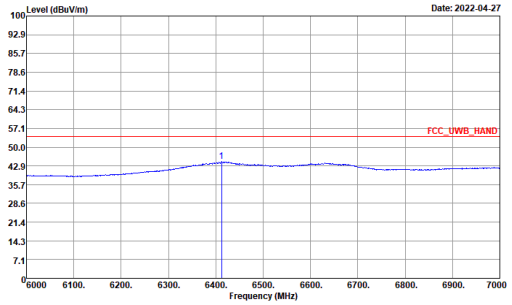

Site : 03CH20-HY
Condition : FCC_UWB_HAND 3m 9120D_02294_1110622 HORIZONTAL
: RBW:1000.000KHz VBW:3000.000KHz SWT:1.000sec
Project : 1O2919-05
EUT : #9
Channel : CH5
cidx : 10
sts_mode : 1
packet_length : 125
power_hex : 0x3f3f343f
PG Delay : 20

	Freq	Level	Over Limit	Limit Line	ReadAntenna Level	Factor	Cable Loss	Preamp Factor	A/Pos	T/Pos	Remark
	MHz	dBuV/m	dB	dBuV/m	dBuV	dB/m	dB	dB	cm	deg	
1	6412.00	44.49	-9.44	53.93	33.09	34.65	14.54	37.79	---	---	Average

Mode 17: cidx-10_sts-0_packet length-125

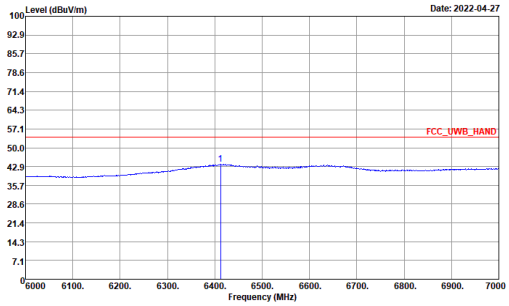

Site : 03CH20-HY
Condition : FCC_UWB_HAND 3m 9120D_02294_1110622 HORIZONTAL
: RBW:1000.000KHz VBW:3000.000KHz SWT:1.000sec
Project : 1O2919-05
EUT : #9
Channel : CH5
cidx : 10
sts_mode : 0
packet_length : 125
power_hex : 0x3f3f343f
PG Delay : 20

	Freq	Level	Over Limit	Limit Line	ReadAntenna Level	Factor	Cable Loss	Preamp Factor	A/Pos	T/Pos	Remark
	MHz	dBuV/m	dB	dBuV/m	dBuV	dB/m	dB	dB	cm	deg	
1	6412.00	43.77	-10.16	53.93	32.37	34.65	14.54	37.79	---	---	Average

Mode 18: cidx-10_sts-3_packet length-0

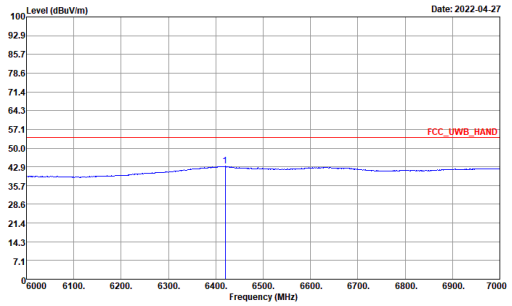

Site : 03CH20-HY
Condition : FCC_UWB_HAND 3m 9120D_02294_1110622 HORIZONTAL
: RBW:1000.000KHz VBW:3000.000KHz SWT:1.000sec
Project : 1O2919-05
EUT : #9
Channel : CH5
cidx : 10
sts_mode : 3
packet_length : 0
power_hex : 0x3f3f343f
PG Delay : 20

	Freq	Level	Over Limit	Limit Line	ReadAntenna Level	Factor	Cable Loss	Preamp Factor	A/Pos	T/Pos	Remark
	MHz	dBuV/m	dB	dBuV/m	dBuV	dB/m	dB	dB	cm	deg	
1	6420.00	43.05	-10.88	53.93	31.62	34.68	14.54	37.79	---	---	Average

CH05 Radiated Emissions (Fundamental)			
Operating Function	Adapter Mode	Polarization	H
		Test Distance	3m

Mode 19: cidx-11_sts-1_packet length-125

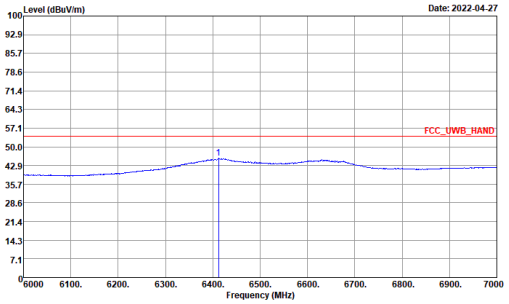

Site : 03CH20-HY
Condition : FCC_UWB_HAND 3m 9120D_02294_1110622 HORIZONTAL
: RBW:1000.000KHz VBW:3000.000KHz SWT:1.000sec
Project : 1O2919-05
EUT : #9
Channel : CH5
cidx : 11
sts_mode : 1
packet_length : 125
power_hex : 0x4f4f444f
PG Delay : 20

	Freq	Level	Over Limit	Limit Line	ReadAntenna Level	Factor	Cable Loss	Preamp Factor	A/Pos	T/Pos	Remark
	MHz	dBuV/m	dB	dBuV/m	dBuV	dB/m	dB	dB	cm	deg	
1	6412.00	45.56	-8.37	53.93	34.16	34.65	14.54	37.79	---	---	Average

Mode 20: cidx-11_sts-0_packet length-125

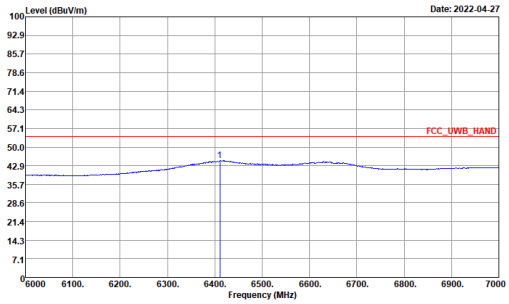

Site : 03CH20-HY
Condition : FCC_UWB_HAND 3m 9120D_02294_1110622 HORIZONTAL
: RBW:1000.000KHz VBW:3000.000KHz SWT:1.000sec
Project : 1O2919-05
EUT : #9
Channel : CH5
cidx : 11
sts_mode : 0
packet_length : 125
power_hex : 0x4f4f444f
PG Delay : 20

	Freq	Level	Over Limit	Limit Line	ReadAntenna Level	Factor	Cable Loss	Preamp Factor	A/Pos	T/Pos	Remark
	MHz	dBuV/m	dB	dBuV/m	dBuV	dB/m	dB	dB	cm	deg	
1	6411.00	44.96	-8.97	53.93	33.57	34.64	14.54	37.79	---	---	Average

Mode 21: cidx-11_sts-3_packet length-0

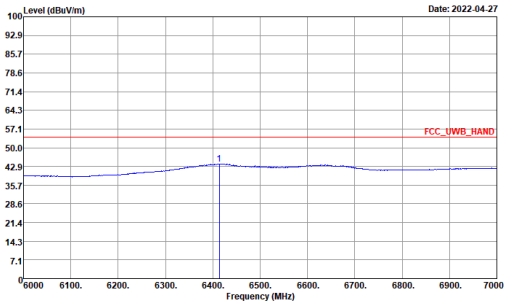

Site : 03CH20-HY
Condition : FCC_UWB_HAND 3m 9120D_02294_1110622 HORIZONTAL
: RBW:1000.000KHz VBW:3000.000KHz SWT:1.000sec
Project : 1O2919-05
EUT : #9
Channel : CH5
cidx : 11
sts_mode : 3
packet_length : 0
power_hex : 0x4f4f444f
PG Delay : 20

	Freq	Level	Over Limit	Limit Line	ReadAntenna Level	Factor	Cable Loss	Preamp Factor	A/Pos	T/Pos	Remark
	MHz	dBuV/m	dB	dBuV/m	dBuV	dB/m	dB	dB	cm	deg	
1	6414.00	43.84	-10.09	53.93	32.43	34.66	14.54	37.79	---	---	Average

CH05 Radiated Emissions (Fundamental)			
Operating Function	Adapter Mode	Polarization	H
		Test Distance	3m

Mode 22: cidx-12_sts-1_packet length-125

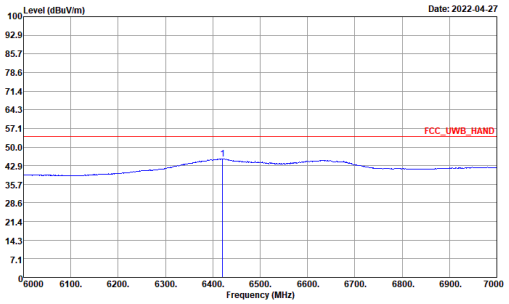

Site : 03CH20-HY
Condition : FCC_UWB_HAND 3m 9120D_02294_1110622 HORIZONTAL
: RBW:1000.000KHz VBW:3000.000KHz SWT:1.000sec
Project : 1O2919-05
EUT : #9
Channel : CH5
cidx : 12
sts_mode : 1
packet_length : 125
power_hex : 0x4f4f444f
PG Delay : 20

	Freq	Level	Over Limit	Limit Line	ReadAntenna Level	Factor	Cable Loss	Preamp Factor	A/Pos	T/Pos	Remark
	MHz	dBuV/m	dB	dBuV/m	dBuV	dB/m	dB	dB	cm	deg	
1	6421.00	45.52	-8.41	53.93	34.09	34.68	14.54	37.79	---	---	Average

Mode 23: cidx-12_sts-0_packet length-125

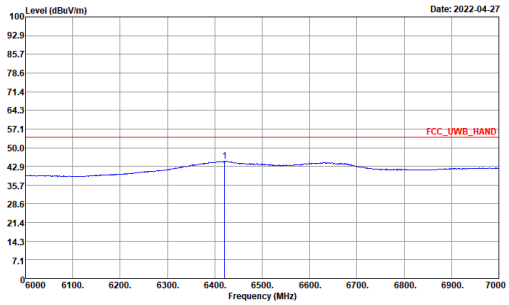

Site : 03CH20-HY
Condition : FCC_UWB_HAND 3m 9120D_02294_1110622 HORIZONTAL
: RBW:1000.000KHz VBW:3000.000KHz SWT:1.000sec
Project : 1O2919-05
EUT : #9
Channel : CH5
cidx : 12
sts_mode : 0
packet_length : 125
power_hex : 0x4f4f444f
PG Delay : 20

	Freq	Level	Over Limit	Limit Line	ReadAntenna Level	Factor	Cable Loss	Preamp Factor	A/Pos	T/Pos	Remark
	MHz	dBuV/m	dB	dBuV/m	dBuV	dB/m	dB	dB	cm	deg	
1	6421.00	44.97	-8.96	53.93	33.54	34.68	14.54	37.79	---	---	Average

Mode 24: cidx-12_sts-3_packet length-0

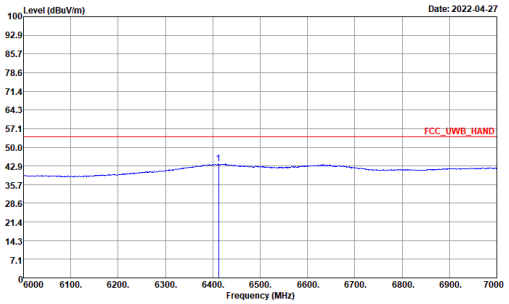

Site : 03CH20-HY
Condition : FCC_UWB_HAND 3m 9120D_02294_1110622 HORIZONTAL
: RBW:1000.000KHz VBW:3000.000KHz SWT:1.000sec
Project : 1O2919-05
EUT : #9
Channel : CH5
cidx : 12
sts_mode : 3
packet_length : 0
power_hex : 0x4f4f444f
PG Delay : 20

	Freq	Level	Over Limit	Limit Line	ReadAntenna Level	Factor	Cable Loss	Preamp Factor	A/Pos	T/Pos	Remark
	MHz	dBuV/m	dB	dBuV/m	dBuV	dB/m	dB	dB	cm	deg	
1	6412.00	43.60	-10.33	53.93	32.20	34.65	14.54	37.79	---	---	Average

CH05 Radiated Emissions (Fundamental)			
Operating Function	Adapter Mode	Polarization	H
		Test Distance	3m

Mode 25: cidx-9_sts-1_packet length-125

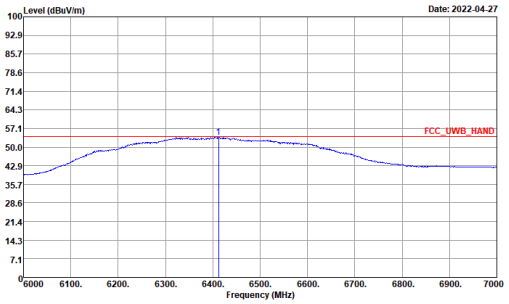

Site : 03CH20-HY
Condition : FCC_UWB_HAND 3m 9120D_02294_1110622 HORIZONTAL
: RBW:1000.000KHz VBW:3000.000KHz SWT:1.000sec
Project : 1O2919-05
EUT : #9
Channel : CH5
cidx : 9
sts_mode : 1
packet_length : 125
power_hex : 0xbfbf9cbf
PG Delay : 26

	Freq	Level	Over Limit	Limit Line	ReadAntenna Level	Factor	Cable Loss	Preamp Factor	A/Pos	T/Pos	Remark
	MHz	dBuV/m	dB	dBuV/m	dBuV	dB/m	dB	dB	cm	deg	
1	6412.00	53.78	-0.15	53.93	42.38	34.65	14.54	37.79	---	---	Average

Mode 26: cidx-9_sts-0_packet length-125

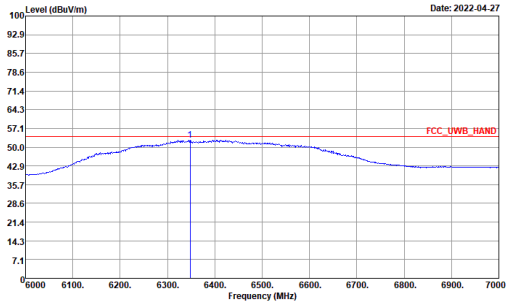

Site : 03CH20-HY
Condition : FCC_UWB_HAND 3m 9120D_02294_1110622 HORIZONTAL
: RBW:1000.000KHz VBW:3000.000KHz SWT:1.000sec
Project : 1O2919-05
EUT : #9
Channel : CH5
cidx : 9
sts_mode : 0
packet_length : 125
power_hex : 0xbfbf9cbf
PG Delay : 26

	Freq	Level	Over Limit	Limit Line	ReadAntenna Level	Factor	Cable Loss	Preamp Factor	A/Pos	T/Pos	Remark
	MHz	dBuV/m	dB	dBuV/m	dBuV	dB/m	dB	dB	cm	deg	
1	6348.00	52.56	-1.37	53.93	41.44	34.49	14.45	37.82	---	---	Average

Mode 27: cidx-9_sts-3_packet length-0

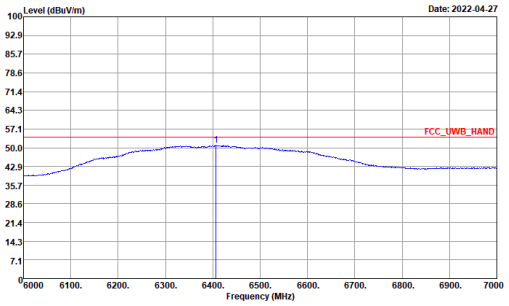

Site : 03CH20-HY
Condition : FCC_UWB_HAND 3m 9120D_02294_1110622 HORIZONTAL
: RBW:1000.000KHz VBW:3000.000KHz SWT:1.000sec
Project : 1O2919-05
EUT : #9
Channel : CH5
cidx : 9
sts_mode : 3
packet_length : 0
power_hex : 0xbfbf9cbf
PG Delay : 26

	Freq	Level	Over Limit	Limit Line	ReadAntenna Level	Factor	Cable Loss	Preamp Factor	A/Pos	T/Pos	Remark
	MHz	dBuV/m	dB	dBuV/m	dBuV	dB/m	dB	dB	cm	deg	
1	6407.00	50.88	-3.05	53.93	39.51	34.63	14.53	37.79	---	---	Average

CH05 Radiated Emissions (Fundamental)			
Operating Function	Adapter Mode	Polarization	H
		Test Distance	3m

Mode 28: cidx-10_sts-1_packet length-125

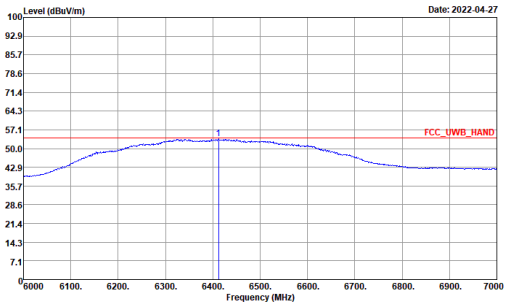

Site : 03CH20-HY
Condition : FCC_UWB_HAND 3m 9120D_02294_1110622 HORIZONTAL
: RBW:1000.000KHz VBW:3000.000KHz SWT:1.000sec
Project : 1O2919-05
EUT : #9
Channel : CH5
cidx : 10
sts_mode : 1
packet_length : 125
power_hex : 0xbfbf9cbf
PG Delay : 26

	Freq	Level	Over Limit	Limit Line	ReadAntenna Level	Antenna Factor	Cable Loss	Preamp Factor	A/Pos	T/Pos	Remark
	MHz	dBuV/m	dB	dBuV/m	dBuV	dB/m	dB	dB	cm	deg	
1	6412.00	53.67	-0.26	53.93	42.27	34.65	14.54	37.79	---	---	Average

Mode 29: cidx-10_sts-0_packet length-125

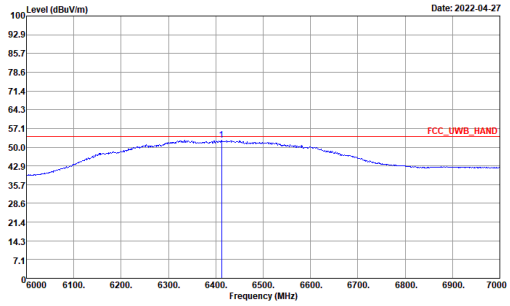

Site : 03CH20-HY
Condition : FCC_UWB_HAND 3m 9120D_02294_1110622 HORIZONTAL
: RBW:1000.000KHz VBW:3000.000KHz SWT:1.000sec
Project : 1O2919-05
EUT : #9
Channel : CH5
cidx : 10
sts_mode : 0
packet_length : 125
power_hex : 0xbfbf9cbf
PG Delay : 26

	Freq	Level	Over Limit	Limit Line	ReadAntenna Level	Antenna Factor	Cable Loss	Preamp Factor	A/Pos	T/Pos	Remark
	MHz	dBuV/m	dB	dBuV/m	dBuV	dB/m	dB	dB	cm	deg	
1	6412.00	52.72	-1.21	53.93	41.32	34.65	14.54	37.79	---	---	Average

Mode 30: cidx-10_sts-3_packet length-0

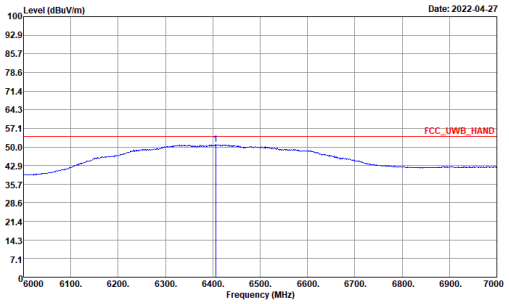

Site : 03CH20-HY
Condition : FCC_UWB_HAND 3m 9120D_02294_1110622 HORIZONTAL
: RBW:1000.000KHz VBW:3000.000KHz SWT:1.000sec
Project : 1O2919-05
EUT : #9
Channel : CH5
cidx : 10
sts_mode : 3
packet_length : 0
power_hex : 0xbfbf9cbf
PG Delay : 26

	Freq	Level	Over Limit	Limit Line	ReadAntenna Level	Antenna Factor	Cable Loss	Preamp Factor	A/Pos	T/Pos	Remark
	MHz	dBuV/m	dB	dBuV/m	dBuV	dB/m	dB	dB	cm	deg	
1	6406.00	50.86	-3.07	53.93	39.50	34.62	14.53	37.79	---	---	Average

CH05 Radiated Emissions (Fundamental)			
Operating Function	Adapter Mode	Polarization	H
		Test Distance	3m

Mode 31: cidx-11_sts-1_packet length-125

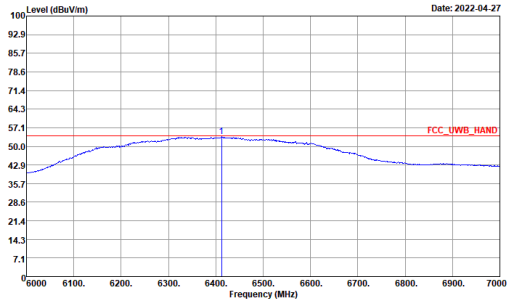

Site : 03CH20-HY
Condition : FCC_UWB_HAND 3m 9120D_02294_1110622 HORIZONTAL
: RBW:1000.000KHz VBW:3000.000KHz SWT:1.000sec
Project : 1O2919-05
EUT : #9
Channel : CH5
cidx : 11
sts_mode : 1
packet_length : 125
power_hex : 0xdfdfb4df
PG Delay : 26

	Freq	Level	Over Limit	Limit Line	ReadAntenna Level	Factor	Cable Loss	Preamp Factor	A/Pos	T/Pos	Remark
	MHz	dBuV/m	dB	dBuV/m	dBuV	dB/m	dB	dB	cm	deg	
1	6412.00	53.63	-0.30	53.93	42.23	34.65	14.54	37.79	---	---	Average

Mode 32: cidx-11_sts-0_packet length-125

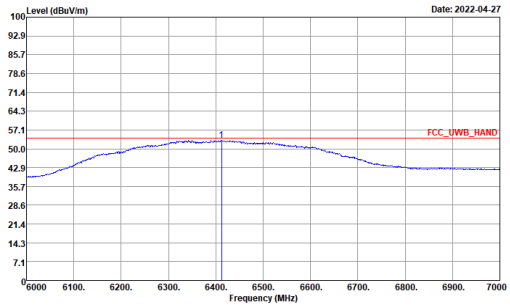

Site : 03CH20-HY
Condition : FCC_UWB_HAND 3m 9120D_02294_1110622 HORIZONTAL
: RBW:1000.000KHz VBW:3000.000KHz SWT:1.000sec
Project : 1O2919-05
EUT : #9
Channel : CH5
cidx : 11
sts_mode : 0
packet_length : 125
power_hex : 0xdfdfb4df
PG Delay : 26

	Freq	Level	Over Limit	Limit Line	ReadAntenna Level	Factor	Cable Loss	Preamp Factor	A/Pos	T/Pos	Remark
	MHz	dBuV/m	dB	dBuV/m	dBuV	dB/m	dB	dB	cm	deg	
1	6412.00	53.29	-0.64	53.93	41.89	34.65	14.54	37.79	---	---	Average

Mode 33: cidx-11_sts-3_packet length-0

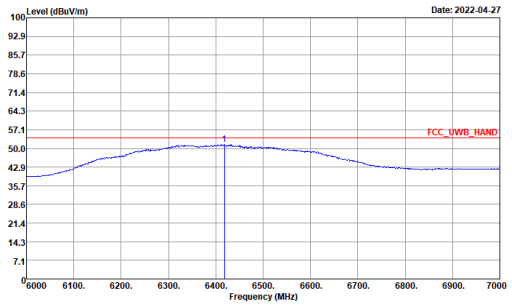

Site : 03CH20-HY
Condition : FCC_UWB_HAND 3m 9120D_02294_1110622 HORIZONTAL
: RBW:1000.000KHz VBW:3000.000KHz SWT:1.000sec
Project : 1O2919-05
EUT : #9
Channel : CH5
cidx : 11
sts_mode : 3
packet_length : 0
power_hex : 0xdfdfb4df
PG Delay : 26

	Freq	Level	Over Limit	Limit Line	ReadAntenna Level	Factor	Cable Loss	Preamp Factor	A/Pos	T/Pos	Remark
	MHz	dBuV/m	dB	dBuV/m	dBuV	dB/m	dB	dB	cm	deg	
1	6418.00	51.56	-2.37	53.93	40.14	34.67	14.54	37.79	---	---	Average

CH05 Radiated Emissions (Fundamental)			
Operating Function	Adapter Mode	Polarization	H
		Test Distance	3m

Mode 34: cidx-12_sts-1_packet length-125

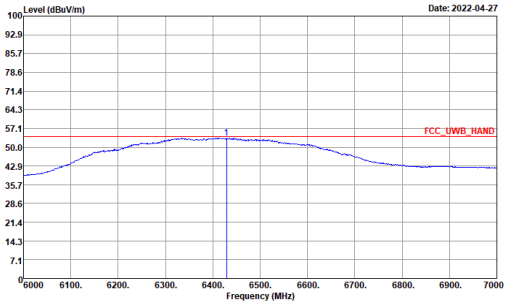

Site : 03CH20-HY
Condition : FCC_UWB_HAND 3m 9120D_02294_1110622 HORIZONTAL
: RBW:1000.000KHz VBW:3000.000KHz SWT:1.000sec
Project : 1O2919-05
EUT : #9
Channel : CH5
cidx : 12
sts_mode : 1
packet_length : 125
power_hex : 0xbfbf9cbf
PG Delay : 26

	Freq	Level	Over Limit	Limit Line	ReadAntenna Level	Antenna Factor	Cable Loss	Preamp Factor	A/Pos	T/Pos	Remark
	MHz	dBuV/m	dB	dBuV/m	dBuV	dB/m	dB	dB	cm	deg	
1	6429.00	53.54	-0.39	53.93	42.06	34.72	14.54	37.78	---	---	Average

Mode 35: cidx-12_sts-0_packet length-125

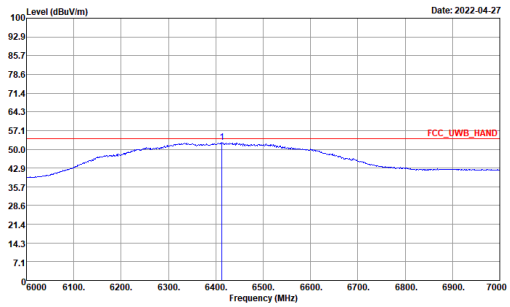

Site : 03CH20-HY
Condition : FCC_UWB_HAND 3m 9120D_02294_1110622 HORIZONTAL
: RBW:1000.000KHz VBW:3000.000KHz SWT:1.000sec
Project : 1O2919-05
EUT : #9
Channel : CH5
cidx : 12
sts_mode : 0
packet_length : 125
power_hex : 0xbfbf9cbf
PG Delay : 26

	Freq	Level	Over Limit	Limit Line	ReadAntenna Level	Antenna Factor	Cable Loss	Preamp Factor	A/Pos	T/Pos	Remark
	MHz	dBuV/m	dB	dBuV/m	dBuV	dB/m	dB	dB	cm	deg	
1	6413.00	52.51	-1.42	53.93	41.11	34.65	14.54	37.79	---	---	Average

Mode 36: cidx-12_sts-3_packet length-0

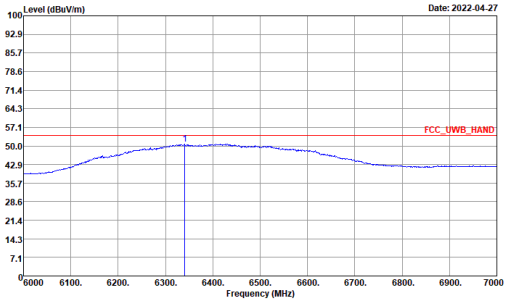

Site : 03CH20-HY
Condition : FCC_UWB_HAND 3m 9120D_02294_1110622 HORIZONTAL
: RBW:1000.000KHz VBW:3000.000KHz SWT:1.000sec
Project : 1O2919-05
EUT : #9
Channel : CH5
cidx : 12
sts_mode : 3
packet_length : 0
power_hex : 0xbfbf9cbf
PG Delay : 26

	Freq	Level	Over Limit	Limit Line	ReadAntenna Level	Antenna Factor	Cable Loss	Preamp Factor	A/Pos	T/Pos	Remark
	MHz	dBuV/m	dB	dBuV/m	dBuV	dB/m	dB	dB	cm	deg	
1	6341.00	50.80	-3.13	53.93	39.72	34.46	14.44	37.82	---	---	Average

CH09 Radiated Emissions (Fundamental)			
Operating Function	Adapter Mode	Polarization	H
		Test Distance	3m

Mode 37: cidx-9_sts-1_packet length-125

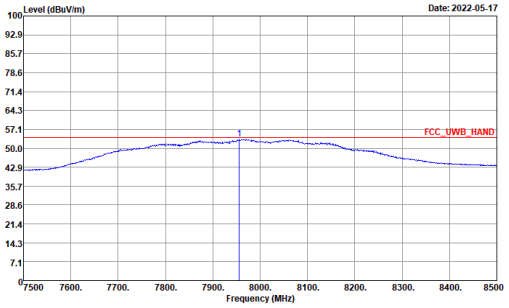

Site : 03CH20-HY
Condition : FCC_UWB_HAND 3m 9120D_02294_1110622 HORIZONTAL
: RBW:1000.000KHz VBW:3000.000KHz SWT:1.000sec
Project : 1O2919-05
EUT : #9
Channel : CH9
cidx : 9
sts_mode : 1
packet_length : 125
power_hex : 0xbebe9cbe
PG Delay : 26

	Freq	Level	Over Limit	Limit Line	ReadAntenna Level	Cable Factor	Preamp Loss	Factor	A/Pos	T/Pos	Remark
	MHz	dBuV/m	dB	dBuV/m	dBuV	dB/m	dB	dB	cm	deg	
1	7956.00	53.37	-0.56	53.93	39.24	37.10	16.15	39.12	---	---	Peak

Mode 38: cidx-9_sts-0_packet length-125

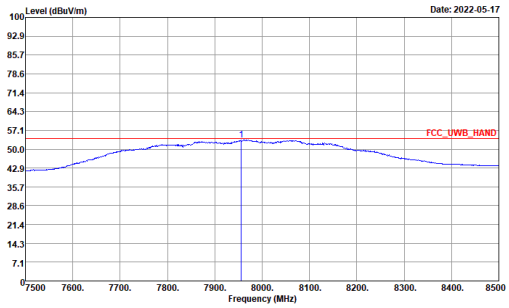

Site : 03CH20-HY
Condition : FCC_UWB_HAND 3m 9120D_02294_1110622 HORIZONTAL
: RBW:1000.000KHz VBW:3000.000KHz SWT:1.000sec
Project : 1O2919-05
EUT : #9
Channel : CH9
cidx : 9
sts_mode : 0
packet_length : 125
power_hex : 0xbebe9cbe
PG Delay : 26

	Freq	Level	Over Limit	Limit Line	ReadAntenna Level	Cable Factor	Preamp Loss	Factor	A/Pos	T/Pos	Remark
	MHz	dBuV/m	dB	dBuV/m	dBuV	dB/m	dB	dB	cm	deg	
1	7956.00	53.50	-0.43	53.93	39.37	37.10	16.15	39.12	---	---	Peak

Mode 39: cidx-9_sts-3_packet length-0

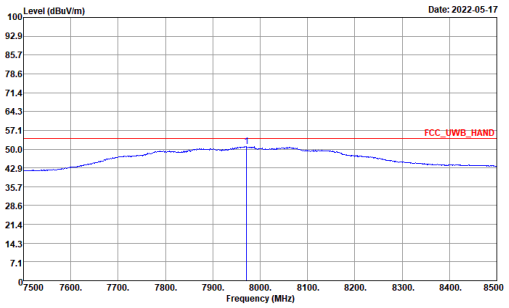

Site : 03CH20-HY
Condition : FCC_UWB_HAND 3m 9120D_02294_1110622 HORIZONTAL
: RBW:1000.000KHz VBW:3000.000KHz SWT:1.000sec
Project : 1O2919-05
EUT : #9
Channel : CH9
cidx : 9
sts_mode : 3
packet_length : 0
power_hex : 0xbebe9cbe
PG Delay : 26

	Freq	Level	Over Limit	Limit Line	ReadAntenna Level	Cable Factor	Preamp Loss	Factor	A/Pos	T/Pos	Remark
	MHz	dBuV/m	dB	dBuV/m	dBuV	dB/m	dB	dB	cm	deg	
1	7971.00	50.91	-3.02	53.93	36.77	37.10	16.17	39.13	---	---	Peak

CH09 Radiated Emissions (Fundamental)			
Operating Function	Adapter Mode	Polarization	H
		Test Distance	3m

Mode 40: cidx-10_sts-1_packet length-125

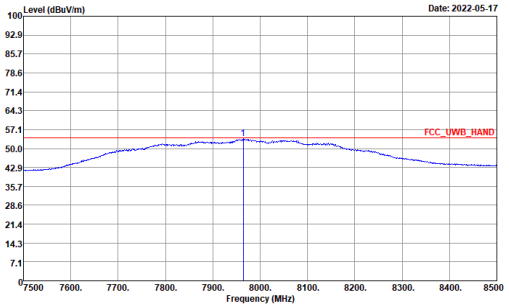

Site : 03CH20-HY
Condition : FCC_UWB_HAND 3m 9120D_02294_1110622 HORIZONTAL
: RBW:1000.000KHz VBW:3000.000KHz SWT:1.000sec
Project : 1O2919-05
EUT : #9
Channel : CH9
cidx : 10
sts_mode : 1
packet_length : 125
power_hex : 0xbebe9cbe
PG Delay : 26

	Freq	Level	Over Limit	Limit Line	ReadAntenna Level	Factor	Cable Loss	Preamp Factor	A/Pos	T/Pos	Remark
	MHz	dBuV/m	dB	dBuV/m	dBuV	dB/m	dB	dB	cm	deg	
1	7964.00	53.63	-0.30	53.93	39.50	37.10	16.16	39.13	---	---	Peak

Mode 41: cidx-10_sts-0_packet length-125

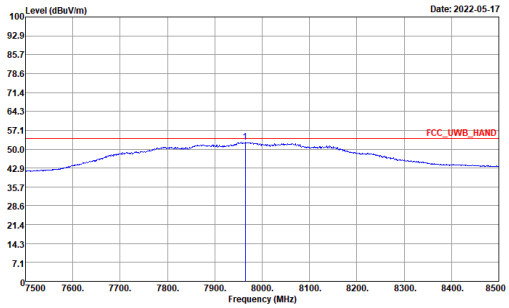

Site : 03CH20-HY
Condition : FCC_UWB_HAND 3m 9120D_02294_1110622 HORIZONTAL
: RBW:1000.000KHz VBW:3000.000KHz SWT:1.000sec
Project : 1O2919-05
EUT : #9
Channel : CH9
cidx : 10
sts_mode : 0
packet_length : 125
power_hex : 0xbebe9cbe
PG Delay : 26

	Freq	Level	Over Limit	Limit Line	ReadAntenna Level	Factor	Cable Loss	Preamp Factor	A/Pos	T/Pos	Remark
	MHz	dBuV/m	dB	dBuV/m	dBuV	dB/m	dB	dB	cm	deg	
1	7964.00	52.76	-1.17	53.93	38.63	37.10	16.16	39.13	---	---	Peak

Mode 42: cidx-10_sts-3_packet length-0

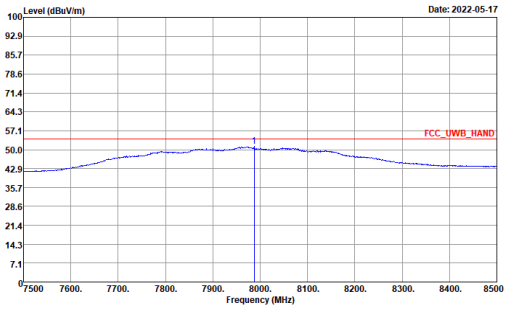

Site : 03CH20-HY
Condition : FCC_UWB_HAND 3m 9120D_02294_1110622 HORIZONTAL
: RBW:1000.000KHz VBW:3000.000KHz SWT:1.000sec
Project : 1O2919-05
EUT : #9
Channel : CH9
cidx : 10
sts_mode : 3
packet_length : 0
power_hex : 0xbebe9cbe
PG Delay : 26

	Freq	Level	Over Limit	Limit Line	ReadAntenna Level	Factor	Cable Loss	Preamp Factor	A/Pos	T/Pos	Remark
	MHz	dBuV/m	dB	dBuV/m	dBuV	dB/m	dB	dB	cm	deg	
1	7987.00	51.22	-2.71	53.93	37.09	37.10	16.18	39.15	---	---	Peak

CH09 Radiated Emissions (Fundamental)			
Operating Function	Adapter Mode	Polarization	H
		Test Distance	3m

Mode 43: cidx-11_sts-1_packet length-125

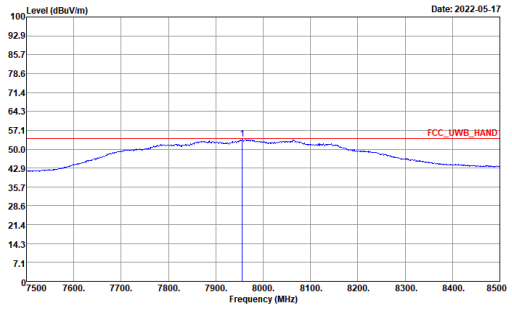

Site : 03CH20-HY
Condition : FCC_UWB_HAND 3m 9120D_02294_1110622 HORIZONTAL
: RBW:1000.000KHz VBW:3000.000KHz SWT:1.000sec
Project : 1O2919-05
EUT : #9
Channel : CH9
cidx : 11
sts_mode : 1
packet_length : 125
power_hex : 0xbebe9cbe
PG Delay : 26

	Freq	Level	Over Limit	Limit Line	ReadAntenna Level	Factor	Cable Loss	Preamp Factor	A/Pos	T/Pos	Remark
	MHz	dBuV/m	dB	dBuV/m	dBuV	dB/m	dB	dB	cm	deg	
1	7956.00	53.66	-0.27	53.93	39.53	37.10	16.15	39.12	---	---	Peak

Mode 44: cidx-11_sts-0_packet length-125

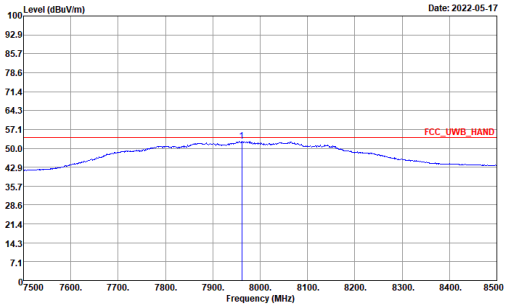

Site : 03CH20-HY
Condition : FCC_UWB_HAND 3m 9120D_02294_1110622 HORIZONTAL
: RBW:1000.000KHz VBW:3000.000KHz SWT:1.000sec
Project : 1O2919-05
EUT : #9
Channel : CH9
cidx : 11
sts_mode : 0
packet_length : 125
power_hex : 0xbebe9cbe
PG Delay : 26

	Freq	Level	Over Limit	Limit Line	ReadAntenna Level	Factor	Cable Loss	Preamp Factor	A/Pos	T/Pos	Remark
	MHz	dBuV/m	dB	dBuV/m	dBuV	dB/m	dB	dB	cm	deg	
1	7961.00	52.71	-1.22	53.93	38.58	37.10	16.15	39.12	---	---	Peak

Mode 45: cidx-11_sts-3_packet length-0

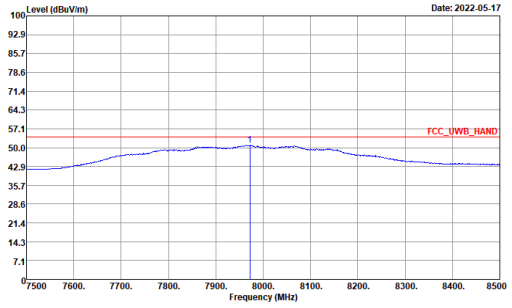

Site : 03CH20-HY
Condition : FCC_UWB_HAND 3m 9120D_02294_1110622 HORIZONTAL
: RBW:1000.000KHz VBW:3000.000KHz SWT:1.000sec
Project : 1O2919-05
EUT : #9
Channel : CH9
cidx : 11
sts_mode : 3
packet_length : 0
power_hex : 0xbebe9cbe
PG Delay : 26

	Freq	Level	Over Limit	Limit Line	ReadAntenna Level	Factor	Cable Loss	Preamp Factor	A/Pos	T/Pos	Remark
	MHz	dBuV/m	dB	dBuV/m	dBuV	dB/m	dB	dB	cm	deg	
1	7972.00	50.85	-3.08	53.93	36.71	37.10	16.17	39.13	---	---	Peak

CH09 Radiated Emissions (Fundamental)			
Operating Function	Adapter Mode	Polarization	H
		Test Distance	3m

Mode 46: cidx-12_sts-1_packet length-125

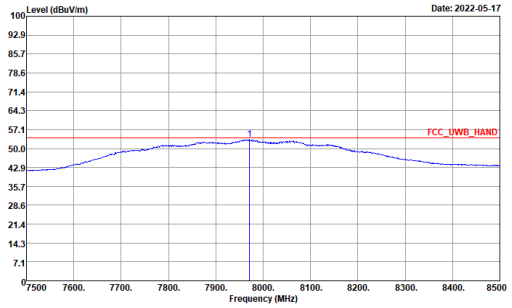

Site : 03CH20-HY
Condition : FCC_UWB_HAND 3m 9120D_02294_1110622 HORIZONTAL
: RBW:1000.000KHz VBW:3000.000KHz SWT:1.000sec
Project : 1O2919-05
EUT : #9
Channel : CH9
cidx : 12
sts_mode : 1
packet_length : 125
power_hex : 0xaeae8cae
PG Delay : 26

	Freq	Level	Over Limit	Limit Line	ReadAntenna Level	Factor	Cable Loss	Preamp Factor	A/Pos	T/Pos	Remark
	MHz	dBuV/m	dB	dBuV/m	dBuV	dB/m	dB	dB	cm	deg	
1	7971.00	53.35	-0.58	53.93	39.21	37.10	16.17	39.13	---	---	Peak

Mode 47: cidx-12_sts-0_packet length-125

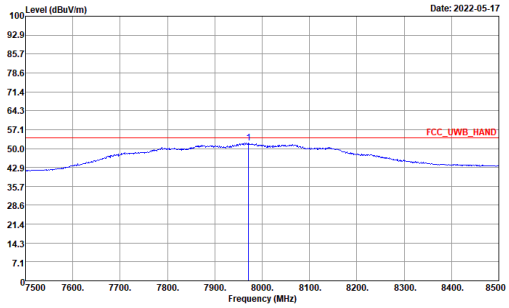

Site : 03CH20-HY
Condition : FCC_UWB_HAND 3m 9120D_02294_1110622 HORIZONTAL
: RBW:1000.000KHz VBW:3000.000KHz SWT:1.000sec
Project : 1O2919-05
EUT : #9
Channel : CH9
cidx : 12
sts_mode : 0
packet_length : 125
power_hex : 0xaeae8cae
PG Delay : 26

	Freq	Level	Over Limit	Limit Line	ReadAntenna Level	Factor	Cable Loss	Preamp Factor	A/Pos	T/Pos	Remark
	MHz	dBuV/m	dB	dBuV/m	dBuV	dB/m	dB	dB	cm	deg	
1	7971.00	52.04	-1.89	53.93	37.90	37.10	16.17	39.13	---	---	Peak

Mode 48: cidx-12_sts-3_packet length-0

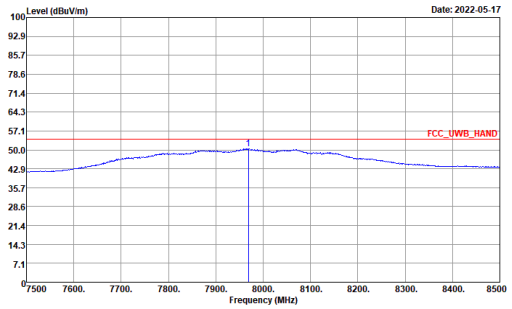

Site : 03CH20-HY
Condition : FCC_UWB_HAND 3m 9120D_02294_1110622 HORIZONTAL
: RBW:1000.000KHz VBW:3000.000KHz SWT:1.000sec
Project : 1O2919-05
EUT : #9
Channel : CH9
cidx : 12
sts_mode : 3
packet_length : 0
power_hex : 0xaeae8cae
PG Delay : 26

	Freq	Level	Over Limit	Limit Line	ReadAntenna Level	Factor	Cable Loss	Preamp Factor	A/Pos	T/Pos	Remark
	MHz	dBuV/m	dB	dBuV/m	dBuV	dB/m	dB	dB	cm	deg	
1	7969.00	50.52	-3.41	53.93	36.39	37.10	16.16	39.13	---	---	Peak

3.5.7 Radiated Emissions (30MHz – 1GHz)

CH09 Radiated Emissions (30MHz – 1GHz)			
Test Mode	Mode 7: cidx-11_sts-1_packet length-125	**Polarization**	H
Operating Function	Adapter Mode	**Test Distance**	3m

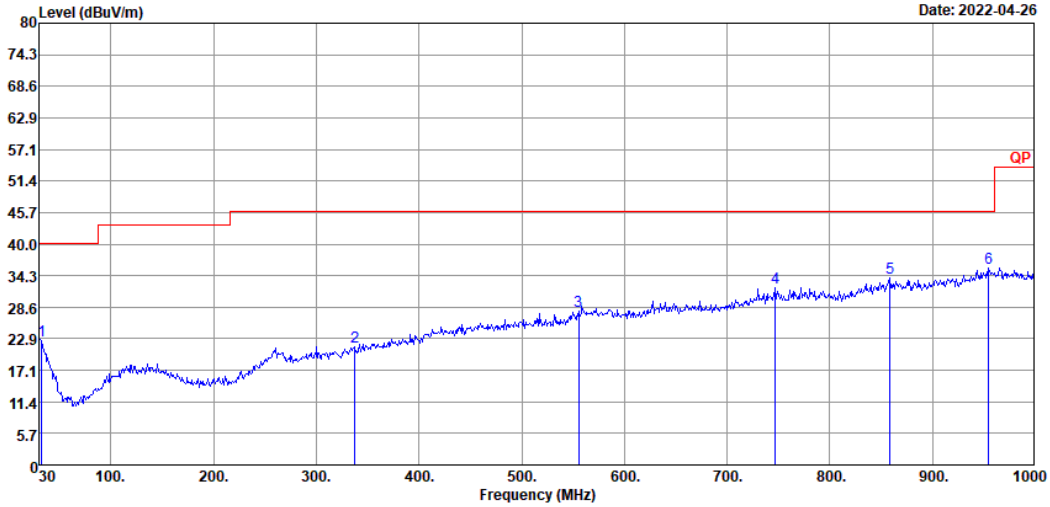

Site : 03CH20-HY
Condition : QP 3m LF_55606&08_1101017 HORIZONTAL
Project : 1O2919-05
EUT : #9
Channel : CH9
cidx : 11
sts_mode : 1
packet_length : 125
power_hex : 0xfefec0fe
PG Delay : 26
AVG Type : RMS
Trace : Max Hold

	Freq	Level	Over Limit	Limit Line	Read Level	Antenna Factor	Cable Loss	Preamp Factor	Aux Factor	Aux2 Factor	A/Pos	T/Pos	Remark
	MHz	dBuV/m	dB	dBuV/m	dBuV	dB/m	dB	dB	dB	dB	cm	deg	
1	32.91	22.56	-17.44	40.00	34.13	22.84	1.22	35.65	0.02	0.00	---	---	Peak
2	337.49	21.45	-24.55	46.00	32.93	20.05	3.43	35.04	0.08	0.00	---	---	Peak
3	555.74	27.76	-18.24	46.00	32.10	25.63	4.35	34.45	0.13	0.00	---	---	Peak
4	746.83	32.13	-13.87	46.00	33.03	27.67	5.00	33.75	0.18	0.00	---	---	Peak
5	858.38	33.81	-12.19	46.00	32.57	28.87	5.35	33.29	0.31	0.00	---	---	Peak
6	954.41	35.62	-10.38	46.00	32.03	30.57	5.61	32.97	0.38	0.00	---	---	Peak

Note 1: “>20dB” means spurious emission levels that exceed the level of 20 dB below the applicable limit.
Note 2: “N/F” means Nothing Found spurious emissions (No spurious emissions were detected.)
Note 3: Measurement receive antenna polarization: H (Horizontal), V (Vertical)
Note 4: Peak emission setting: RBW=120kHz; VBW = 300kHz.

CH09 Radiated Emissions (30MHz – 1GHz)			
Test Mode	Mode 7: cidx-11_sts-1_packet length-125	**Polarization**	V
Operating Function	Adapter Mode	**Test Distance**	3m

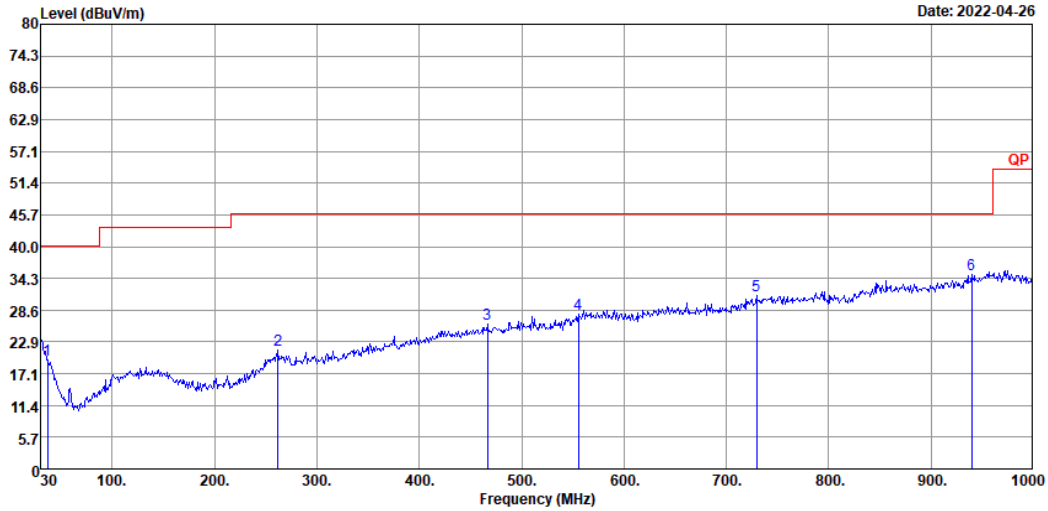

Site : 03CH20-HY
Condition : QP 3m LF_55606&08_1101017 VERTICAL
Project : 1O2919-05
EUT : #9
Channel : CH9
cidx : 11
sts_mode : 1
packet_length : 125
power_hex : 0xfefec0fe
PG Delay : 26
AVG Type : RMS
Trace : Max Hold

	Freq	Level	Over Limit	Limit Line	ReadAntenna Level	Antenna Factor	Cable Loss	Preamp Factor	Aux Factor	Aux2 Factor	A/Pos	T/Pos	Remark
	MHz	dBuV/m	dB	dBuV/m	dBuV	dB/m	dB	dB	dB	dB	cm	deg	
1	36.79	19.71	-20.29	40.00	33.10	20.95	1.28	35.64	0.02	0.00	---	---	Peak
2	261.83	21.47	-24.53	46.00	33.46	20.14	3.05	35.26	0.08	0.00	---	---	Peak
3	466.50	26.00	-20.00	46.00	33.14	23.46	4.00	34.72	0.12	0.00	---	---	Peak
4	555.74	27.76	-18.24	46.00	32.10	25.63	4.35	34.45	0.13	0.00	---	---	Peak
5	729.37	31.25	-14.75	46.00	32.72	27.26	4.93	33.82	0.16	0.00	---	---	Peak
6	939.86	35.01	-10.99	46.00	32.17	29.88	5.59	33.01	0.38	0.00	---	---	Peak

Note 1: “>20dB” means spurious emission levels that exceed the level of 20 dB below the applicable limit.
Note 2: “N/F” means Nothing Found spurious emissions (No spurious emissions were detected.)
Note 3: Measurement receive antenna polarization: H (Horizontal), V (Vertical)
Note 4: Peak emission setting: RBW=120kHz; VBW = 300kHz.

CH05: Radiated Emissions (30MHz – 1GHz)			
Test Mode	Mode 13: cidx-9_sts-1_packet length-125	**Polarization**	H
Operating Function	Adapter Mode	**Test Distance**	3m

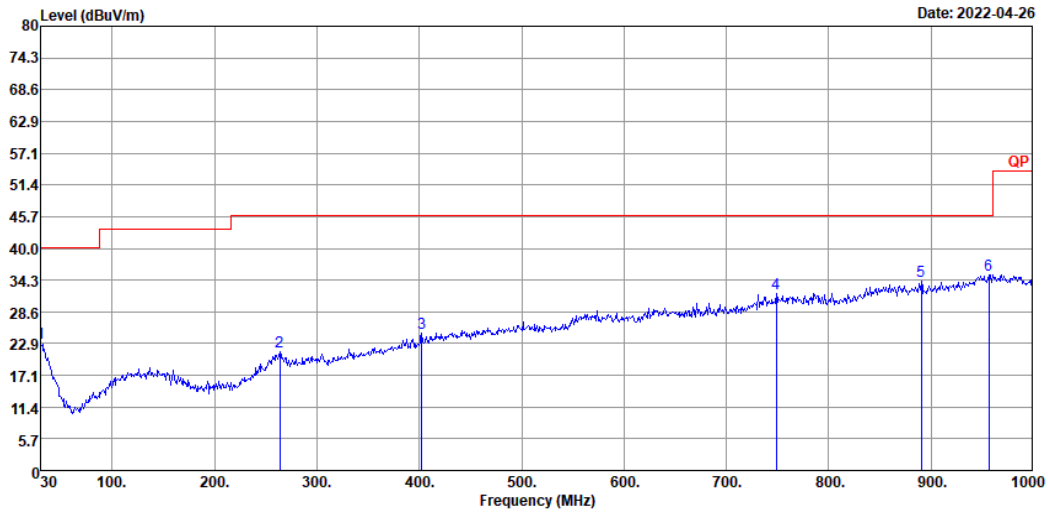

Site : 03CH20-HY
Condition : QP 3m LF_55606&08_1101017 HORIZONTAL
Projaect : 1O2919-05
EUT : #9
Channel : CH5
cidx : 9
sts_mode : 1
packet_length : 125
power_hex : 0x4f4f444f
PG Delay : 20
AVG Type : RMS
Trace : Max Hold

	Freq	Level	Over Limit	Limit Line	Read Level	Antenna Factor	Cable Loss	Preamp Factor	Aux Factor	Aux2 Factor	A/Pos	T/Pos	Remark
	MHz	dBuV/m	dB	dBuV/m	dBuV	dB/m	dB	dB	dB	dB	cm	deg	
1	30.00	22.89	-17.11	40.00	33.00	24.37	1.17	35.66	0.01	0.00	---	---	Peak
2	263.77	21.29	-24.71	46.00	33.24	20.16	3.06	35.25	0.08	0.00	---	---	Peak
3	402.48	24.83	-21.17	46.00	33.81	22.02	3.76	34.84	0.08	0.00	---	---	Peak
4	748.77	31.83	-14.17	46.00	32.72	27.66	5.01	33.74	0.18	0.00	---	---	Peak
5	890.39	34.16	-11.84	46.00	32.81	28.67	5.48	33.16	0.36	0.00	---	---	Peak
6	956.35	35.13	-10.87	46.00	31.46	30.63	5.62	32.96	0.38	0.00	---	---	Peak

Note 1: “>20dB” means spurious emission levels that exceed the level of 20 dB below the applicable limit.
Note 2: “N/F” means Nothing Found spurious emissions (No spurious emissions were detected.)
Note 3: Measurement receive antenna polarization: H (Horizontal), V (Vertical)
Note 4: Peak emission setting: RBW=120kHz; VBW = 300kHz.