Mode	9	
	Band Edge - R	
	U-NII-1_5.15-5.25_802.11be EHT20_CH48_Full RU_5240MHz	
ANT	3+4	
Pol.	Horizontal	Fundamental
Peak	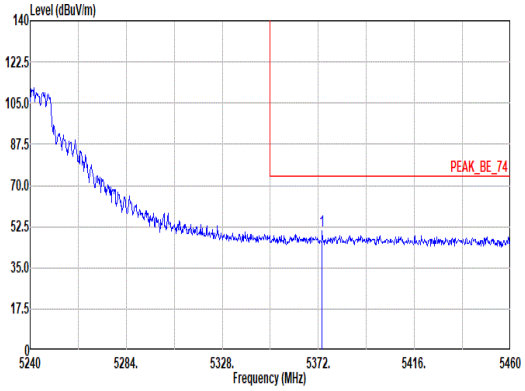 Site : 03CH13-HY Condition: PEAK_BE_74 3m HORN_9120D_1326 HORIZONTAL : RBW:1000.000kHz VBW:3000.000kHz SWT:Auto Limit Read Ant Cable Preamp Aux APos TPos Freq Level Line Margin Level Factor Loss Factor Factor Remark MHz dBuV/m dBuV/m dB dBuV dB/m dB dB dB cm deg 1 5373.76 50.52 74.00 -23.48 43.93 33.10 10.30 36.81 0.00 100 123 PEAK	Blank
Avg	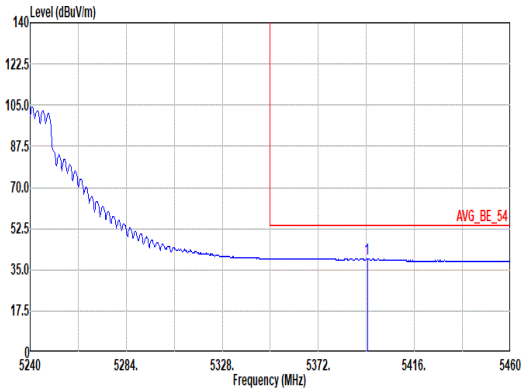 Site : 03CH13-HY Condition: AVG_BE_54 3m HORN_9120D_1326 HORIZONTAL : RBW:1000.000kHz VBW:0.010kHz SWT:Auto Limit Read Ant Cable Preamp Aux APos TPos Freq Level Line Margin Level Factor Loss Factor Factor Remark MHz dBuV/m dBuV/m dB dBuV dB/m dB dB dB cm deg 1 5394.44 39.72 54.00 -14.28 33.12 33.10 10.31 36.81 0.00 100 123 AVERAGE	Blank

Mode	9	
	Band Edge - L	
	U-NII-1_5.15-5.25_802.11be EHT20_CH48_Full RU_5240MHz	
ANT	3+4	
Pol.	Vertical	Fundamental
Peak	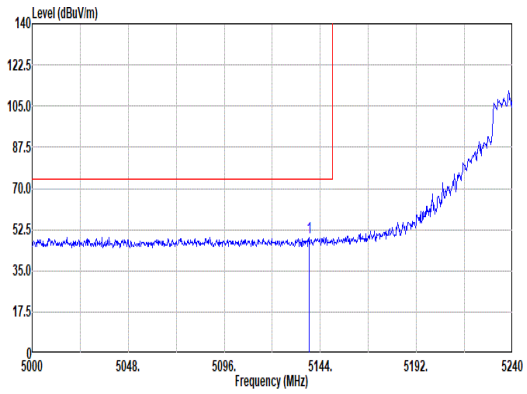 Site : 03CH13-HY Condition: PEAK_BE_74 3m HORN_9120D_1326 VERTICAL : RBW:1000.000kHz VBW:3000.000kHz SWT:Auto Freq Level Limit Line Margin Read Level Ant Factor Cable Loss Preamp Factor Aux Factor APos TPos Remark MHz dBuV/m dBuV/m dB dBuV dB/m dB dB dB cm deg 1 5138.24 49.15 74.00 -24.85 42.71 33.18 10.11 36.85 0.00 400 83 PEAK	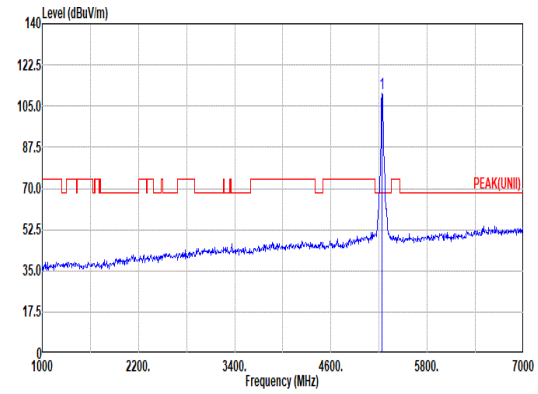 Site : 03CH13-HY Condition: PEAK(UNII) 3m HORN_9120D_1326 VERTICAL : RBW:1000.000kHz VBW:3000.000kHz SWT:Auto Freq Level Limit Line Margin Read Level Ant Factor Cable Loss Preamp Factor Aux Factor APos TPos Remark MHz dBuV/m dBuV/m dB dBuV dB/m dB dB dB cm deg 1 5240.00 110.32 ------ ------ 103.68 33.23 10.24 36.83 0.00 400 83 PEAK
Avg	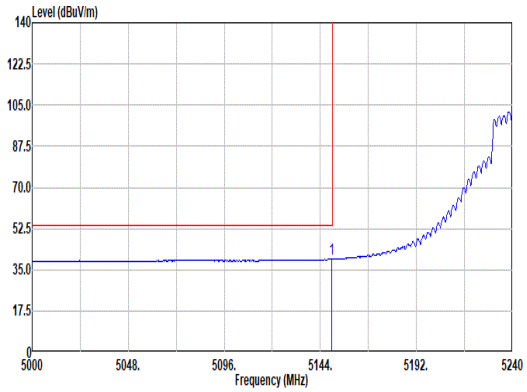 Site : 03CH13-HY Condition: AVG_BE_54 3m HORN_9120D_1326 VERTICAL : RBW:1000.000kHz VBW:0.010kHz SWT:Auto Freq Level Limit Line Margin Read Level Ant Factor Cable Loss Preamp Factor Aux Factor APos TPos Remark MHz dBuV/m dBuV/m dB dBuV dB/m dB dB dB cm deg 1 5149.52 39.52 54.00 -14.48 33.04 33.20 10.13 36.85 0.00 400 83 AVERAGE	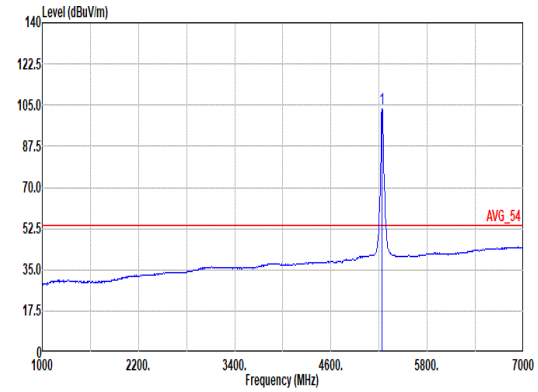 Site : 03CH13-HY Condition: AVG_54 3m HORN_9120D_1326 VERTICAL : RBW:1000.000kHz VBW:0.010kHz SWT:Auto Freq Level Limit Line Margin Read Level Ant Factor Cable Loss Preamp Factor Aux Factor APos TPos Remark MHz dBuV/m dBuV/m dB dBuV dB/m dB dB dB cm deg 1 5240.00 103.52 ------ ------ 96.88 33.23 10.24 36.83 0.00 400 83 AVERAGE

Mode	9	
	Band Edge - R	
	U-NII-1_5.15-5.25_802.11be EHT20_CH48_Full RU_5240MHz	
ANT	3+4	
Pol.	Vertical	Fundamental
Peak	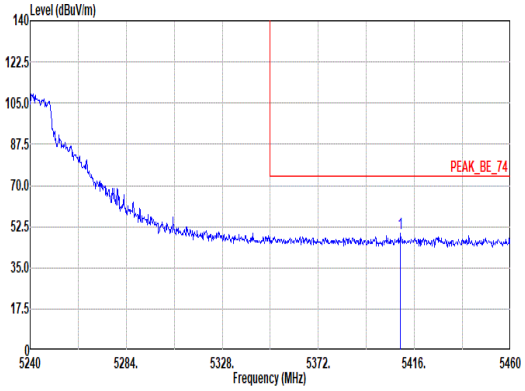 Site : 03CH13-HY Condition: PEAK_BE_74 3m HORN_9120D_1326 VERTICAL : RBW:1000.000kHz VBW:3000.000kHz SWT:Auto Limit Read Ant Cable Preamp Aux APos TPos Freq Level Line Margin Level Factor Loss Factor Factor Remark MHz dBuV/m dBuV/m dB dBuV dB/m dB dB dB cm deg 1 5409.62 49.47 74.00 -24.53 42.86 33.10 10.31 36.80 0.00 400 83 PEAK	Blank
Avg	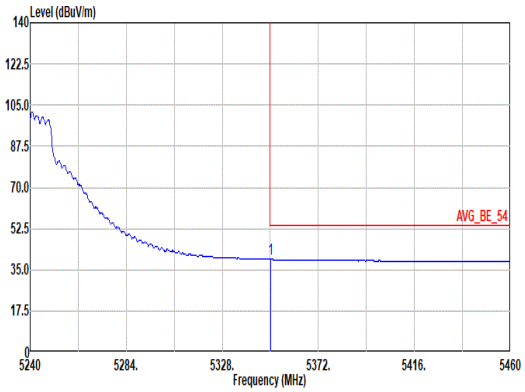 Site : 03CH13-HY Condition: AVG_BE_54 3m HORN_9120D_1326 VERTICAL : RBW:1000.000kHz VBW:0.010kHz SWT:Auto Limit Read Ant Cable Preamp Aux APos TPos Freq Level Line Margin Level Factor Loss Factor Factor Remark MHz dBuV/m dBuV/m dB dBuV dB/m dB dB dB cm deg 1 5350.22 39.42 54.00 -14.58 32.84 33.10 10.29 36.81 0.00 400 83 AVERAGE	Blank

Mode	9	
	Harmonic	
	U-NII-1_5.15-5.25_802.11be EHT20_CH48_Full RU_5240MHz	
ANT	3+4	
Pol.	Horizontal	Vertical
Peak Avg	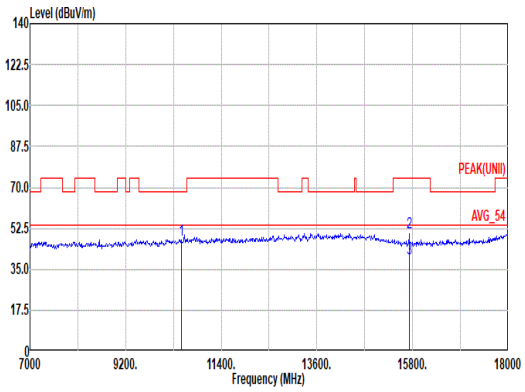 Site : 03CH13-HY Condition: PEAK(UNII) 3m HORN_9120D_1326 HORIZONTAL Mode : 6 Freq Level Limit Line Margin Read Level Ant Factor Cable Loss Preamp Factor Aux Factor APos TPos Remark MHz dBuV/m dBuV/m dB dBuV dB/m dB dB dB cm deg 1 10480.00 47.39 68.20 -20.81 49.06 38.90 15.41 56.52 0.54 -- -- PEAK 2 15720.00 50.95 74.00 -23.05 49.30 38.14 18.89 56.20 0.82 125 338 PEAK 3 15720.00 39.83 54.00 -14.17 38.18 38.14 18.89 56.20 0.82 125 338 Average	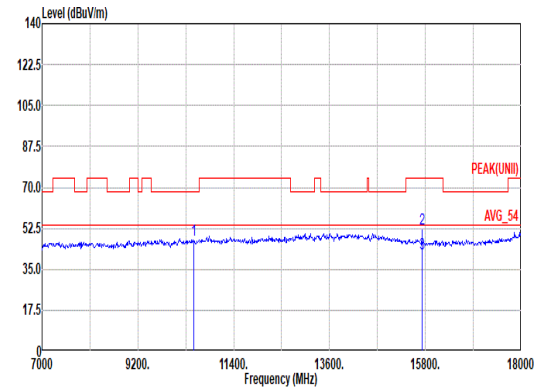 Site : 03CH13-HY Condition: PEAK(UNII) 3m HORN_9120D_1326 VERTICAL Mode : 6 Freq Level Limit Line Margin Read Level Ant Factor Cable Loss Preamp Factor Aux Factor APos TPos Remark MHz dBuV/m dBuV/m dB dBuV dB/m dB dB dB cm deg 1 10480.00 47.54 68.20 -20.66 49.21 38.90 15.41 56.52 0.54 -- -- PEAK 2 15720.00 52.32 74.00 -21.68 50.67 38.14 18.89 56.20 0.82 101 9 PEAK 3 15720.00 41.51 54.00 -12.49 39.86 38.14 18.89 56.20 0.82 101 9 Average

Mode	9	
	Harmonic	
	U-NII-1_5.15-5.25_802.11be EHT20_CH48_Full RU_5240MHz	
ANT	3+4	
Pol.	Horizontal	Vertical
14.47G ~14.5G Avg	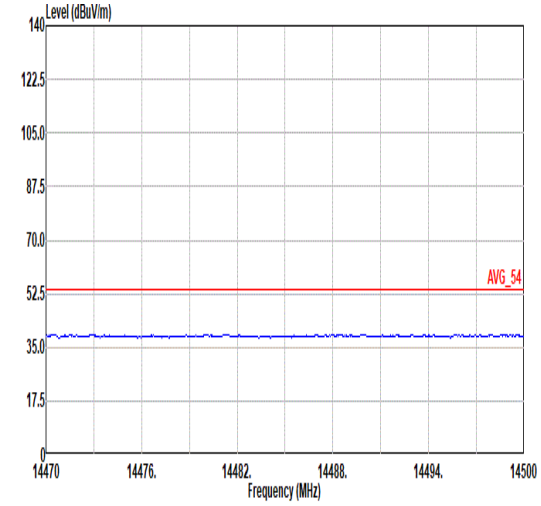 Site : 03CH13-HY Condition: AVG_54 3m HORN_9120D_1326 HORIZONTAL Mode : 6	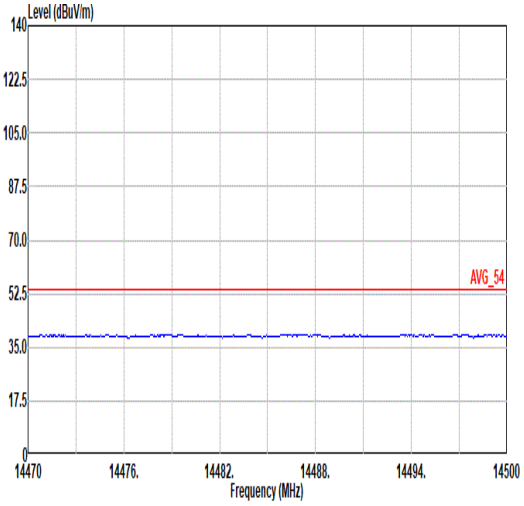 Site : 03CH13-HY Condition: AVG_54 3m HORN_9120D_1326 VERTICAL Mode : 6
17.7G ~18G Avg	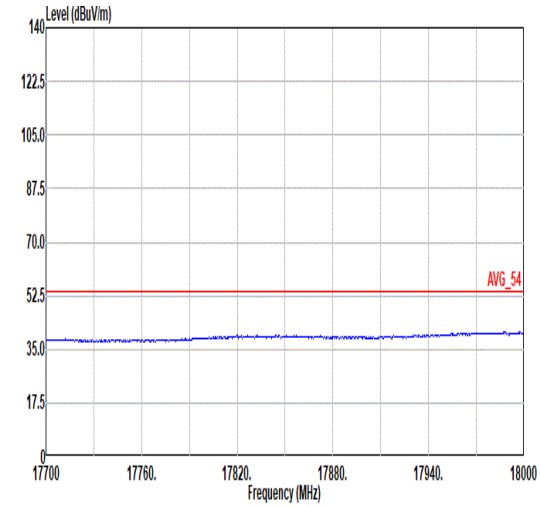 Site : 03CH13-HY Condition: AVG_54 3m HORN_9120D_1326 HORIZONTAL Mode : 6	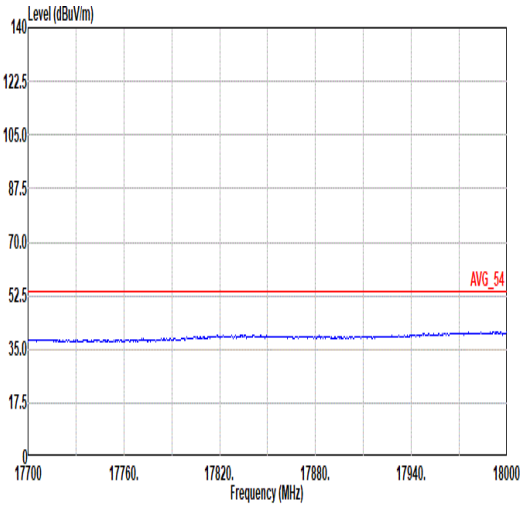 Site : 03CH13-HY Condition: AVG_54 3m HORN_9120D_1326 VERTICAL Mode : 6

Mode	10	
	Band Edge - L	
	U-NII-1_5.15-5.25_802.11be EHT40_CH38_Full RU_5190MHz	
ANT	3+4	
Pol.	Horizontal	Fundamental
Peak	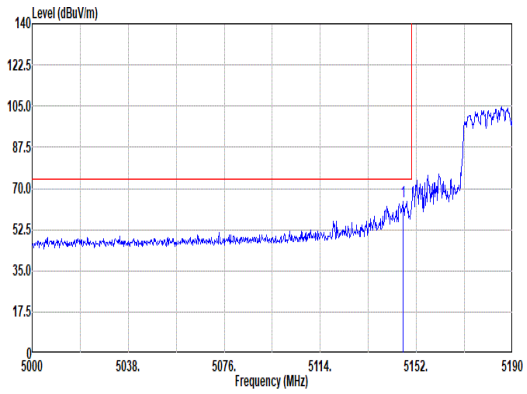 Site : 03CH13-HY Condition: PEAK_BE_74 3m HORN_9120D_1326 HORIZONTAL : RBW:1000.000kHz VBW:3000.000kHz SWT:Auto Freq Level Limit Line Margin Read Level Ant Factor Cable Loss Preamp Factor Aux Factor APos TPos Remark MHz dBuV/m dBuV/m dB dBuV dB/m dB dB dB cm deg 1 5146.68 64.63 74.00 -9.37 58.17 33.19 10.12 36.85 0.00 100 126 PEAK	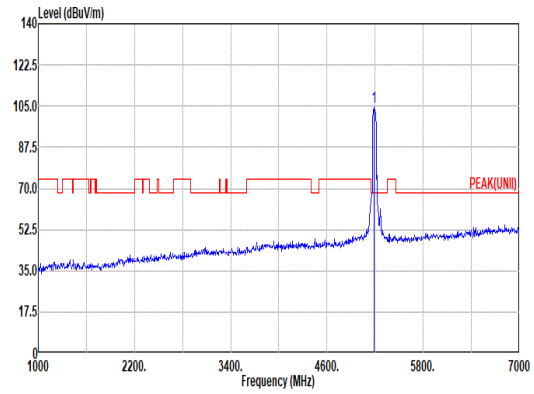 Site : 03CH13-HY Condition: PEAK(UNII) 3m HORN_9120D_1326 HORIZONTAL : RBW:1000.000kHz VBW:3000.000kHz SWT:Auto Freq Level Limit Line Margin Read Level Ant Factor Cable Loss Preamp Factor Aux Factor APos TPos Remark MHz dBuV/m dBuV/m dB dBuV dB/m dB dB dB cm deg 1 5190.00 104.81 ------ ------ 98.16 33.28 10.21 36.84 0.00 100 126 PEAK
Avg	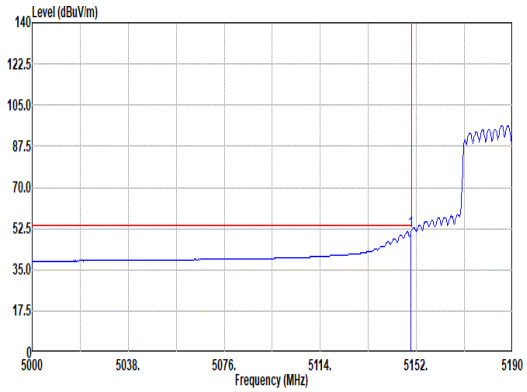 Site : 03CH13-HY Condition: AVG_BE_54 3m HORN_9120D_1326 HORIZONTAL : RBW:1000.000kHz VBW:0.010kHz SWT:Auto Freq Level Limit Line Margin Read Level Ant Factor Cable Loss Preamp Factor Aux Factor APos TPos Remark MHz dBuV/m dBuV/m dB dBuV dB/m dB dB dB cm deg 1 5149.91 51.21 54.00 -2.79 44.73 33.20 10.13 36.85 0.00 100 126 AVERAGE	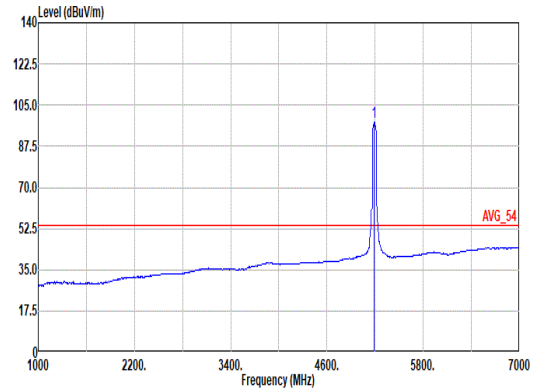 Site : 03CH13-HY Condition: AVG_54 3m HORN_9120D_1326 HORIZONTAL : RBW:1000.000kHz VBW:0.010kHz SWT:Auto Freq Level Limit Line Margin Read Level Ant Factor Cable Loss Preamp Factor Aux Factor APos TPos Remark MHz dBuV/m dBuV/m dB dBuV dB/m dB dB dB cm deg 1 5190.00 97.82 ------ ------ 91.15 33.29 10.22 36.84 0.00 100 126 AVERAGE

Mode	10	
	Band Edge - R	
	U-NII-1_5.15-5.25_802.11be EHT40_CH38_Full RU_5190MHz	
ANT	3+4	
Pol.	Horizontal	Fundamental
Peak	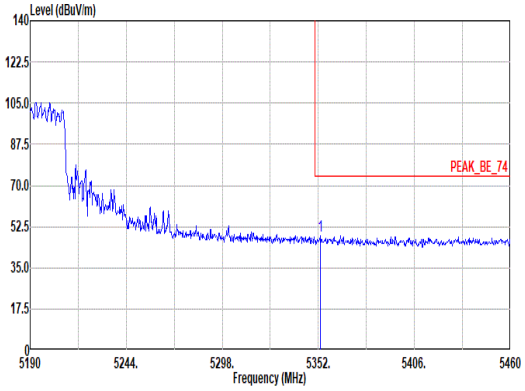 Site : 03CH13-HY Condition: PEAK_BE_74 3m HORN_9120D_1326 HORIZONTAL : RBW:1000.000kHz VBW:3000.000kHz SWT:Auto Limit Read Ant Cable Preamp Aux APos TPos Freq Level Line Margin Level Factor Loss Factor Factor Remark MHz dBuV/m dBuV/m dB dBuV dB/m dB dB dB cm deg 1 5353.35 48.48 74.00 -25.52 41.90 33.10 10.29 36.81 0.00 100 126 PEAK	Blank
Avg	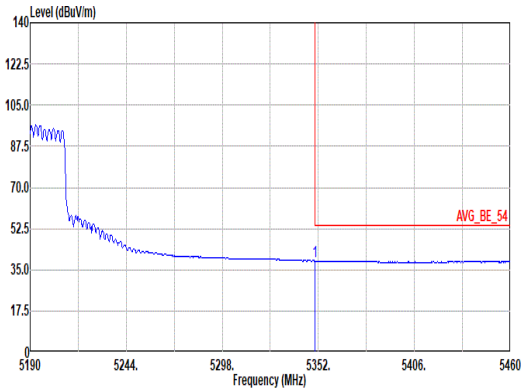 Site : 03CH13-HY Condition: AVG_BE_54 3m HORN_9120D_1326 HORIZONTAL : RBW:1000.000kHz VBW:0.010kHz SWT:Auto Limit Read Ant Cable Preamp Aux APos TPos Freq Level Line Margin Level Factor Loss Factor Factor Remark MHz dBuV/m dBuV/m dB dBuV dB/m dB dB dB cm deg 1 5350.11 38.72 54.00 -15.28 32.14 33.10 10.29 36.81 0.00 100 126 AVERAGE	Blank

Mode	10	
	Band Edge - L	
	U-NII-1_5.15-5.25_802.11be EHT40_CH38_Full RU_5190MHz	
ANT	3+4	
Pol.	Vertical	Fundamental
Peak	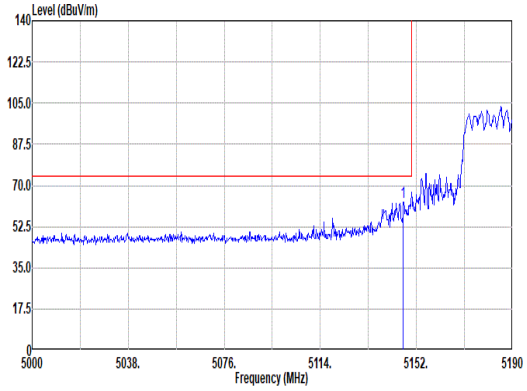 Site : 03CH13-HY Condition: PEAK_BE_74 3m HORN_9120D_1326 VERTICAL : RBW:1000.000kHz VBW:3000.000kHz SWT:Auto Freq Level Limit Line Margin Read Level Ant Factor Cable Loss Preamp Factor Aux Factor APos TPos Remark MHz dBuV/m dBuV/m dB dBuV dB/m dB dB dB cm deg 1 5146.87 63.07 74.00 -10.93 56.61 33.19 10.12 36.85 0.00 388 270 PEAK	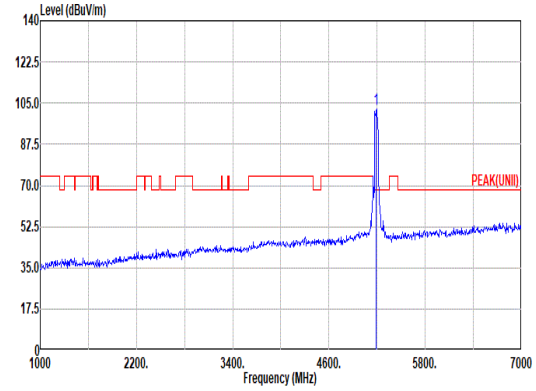 Site : 03CH13-HY Condition: PEAK(UNII) 3m HORN_9120D_1326 VERTICAL : RBW:1000.000kHz VBW:3000.000kHz SWT:Auto Freq Level Limit Line Margin Read Level Ant Factor Cable Loss Preamp Factor Aux Factor APos TPos Remark MHz dBuV/m dBuV/m dB dBuV dB/m dB dB dB cm deg 1 5190.00 102.37 ------ ------ 95.70 33.29 10.22 36.84 0.00 388 270 PEAK
Avg	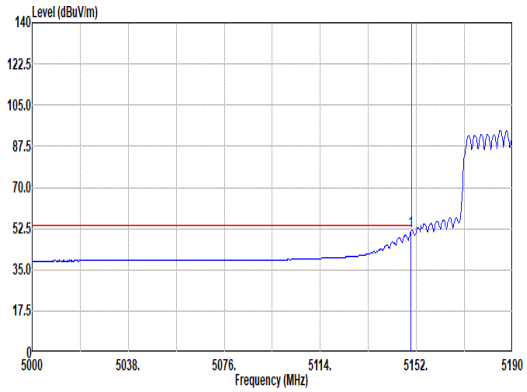 Site : 03CH13-HY Condition: AVG_BE_54 3m HORN_9120D_1326 VERTICAL : RBW:1000.000kHz VBW:0.010kHz SWT:Auto Freq Level Limit Line Margin Read Level Ant Factor Cable Loss Preamp Factor Aux Factor APos TPos Remark MHz dBuV/m dBuV/m dB dBuV dB/m dB dB dB cm deg 1 5149.91 51.44 54.00 -2.56 44.96 33.20 10.13 36.85 0.00 388 270 AVERAGE	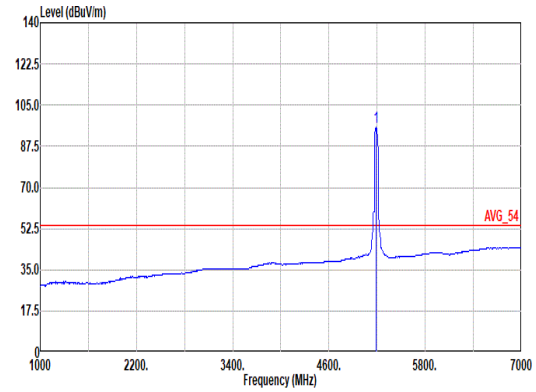 Site : 03CH13-HY Condition: AVG_54 3m HORN_9120D_1326 VERTICAL : RBW:1000.000kHz VBW:0.010kHz SWT:Auto Freq Level Limit Line Margin Read Level Ant Factor Cable Loss Preamp Factor Aux Factor APos TPos Remark MHz dBuV/m dBuV/m dB dBuV dB/m dB dB dB cm deg 1 5190.00 95.42 ------ ------ 88.77 33.28 10.21 36.84 0.00 388 270 AVERAGE

Mode	10	
	Band Edge - R	
	U-NII-1_5.15-5.25_802.11be EHT40_CH38_Full RU_5190MHz	
ANT	3+4	
Pol.	Vertical	Fundamental
Peak	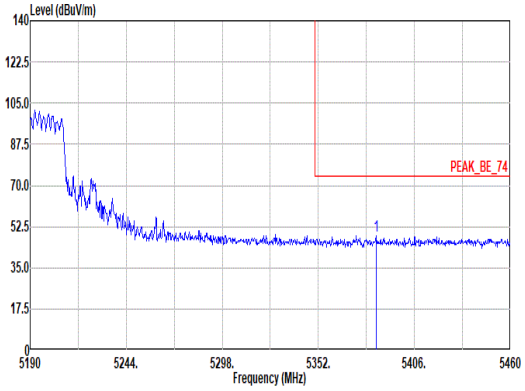 Site : 03CH13-HY Condition: PEAK_BE_74 3m HORN_9120D_1326 VERTICAL : RBW:1000.000kHz VBW:3000.000kHz SWT:Auto Limit Read Ant Cable Preamp Aux APos TPos Freq Level Line Margin Level Factor Loss Factor Factor Remark MHz dBuV/m dBuV/m dB dBuV dB/m dB dB dB cm deg 1 5384.40 48.57 74.00 -25.43 41.98 33.10 10.30 36.81 0.00 388 270 PEAK	Blank
Avg	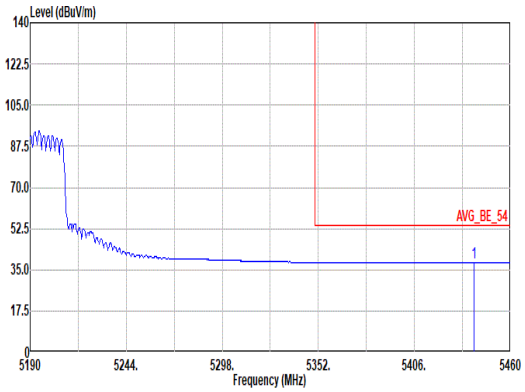 Site : 03CH13-HY Condition: AVG_BE_54 3m HORN_9120D_1326 VERTICAL : RBW:1000.000kHz VBW:0.010kHz SWT:Auto Limit Read Ant Cable Preamp Aux APos TPos Freq Level Line Margin Level Factor Loss Factor Factor Remark MHz dBuV/m dBuV/m dB dBuV dB/m dB dB dB cm deg 1 5439.48 38.26 54.00 -15.74 31.65 33.10 10.31 36.80 0.00 388 270 AVERAGE	Blank

Mode	10	
	Harmonic	
	U-NII-1_5.15-5.25_802.11be EHT40_CH38_Full RU_5190MHz	
ANT	3+4	
Pol.	Horizontal	Vertical
Peak Avg	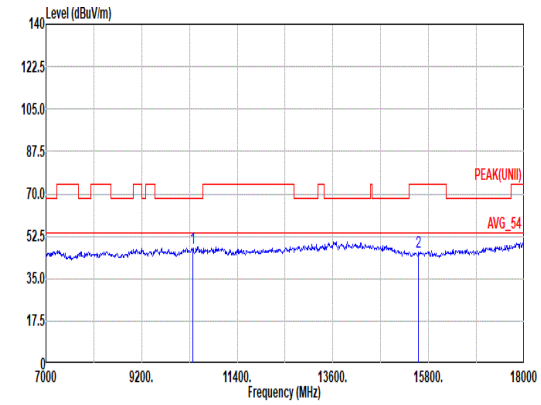 Site : 03CH13-HY Condition: PEAK(UNII) 3m HORN_9120D_1326 HORIZONTAL Mode : 10 Freq Level Limit Line Margin Read Level Ant Factor Cable Loss Preamp Factor Aux Factor APos TPos Remark MHz dBuV/m dBuV/m dB dBuV dB/m dB dB dB cm deg 1 10380.00 47.51 68.20 -20.69 49.34 38.94 15.36 56.67 0.54 -- -- PEAK 2 15570.00 45.78 74.00 -28.22 44.19 38.32 18.80 56.34 0.81 -- -- PEAK	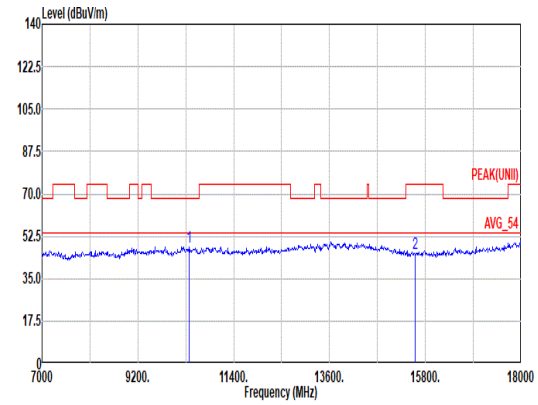 Site : 03CH13-HY Condition: PEAK(UNII) 3m HORN_9120D_1326 VERTICAL Mode : 10 Freq Level Limit Line Margin Read Level Ant Factor Cable Loss Preamp Factor Aux Factor APos TPos Remark MHz dBuV/m dBuV/m dB dBuV dB/m dB dB dB cm deg 1 10380.00 47.86 68.20 -20.34 49.69 38.94 15.36 56.67 0.54 -- -- PEAK 2 15570.00 45.43 74.00 -28.57 43.84 38.32 18.80 56.34 0.81 -- -- PEAK

Mode	10	
	Harmonic	
	U-NII-1_5.15-5.25_802.11be EHT40_CH38_Full RU_5190MHz	
ANT	3+4	
Pol.	Horizontal	Vertical
14.47G ~14.5G Avg	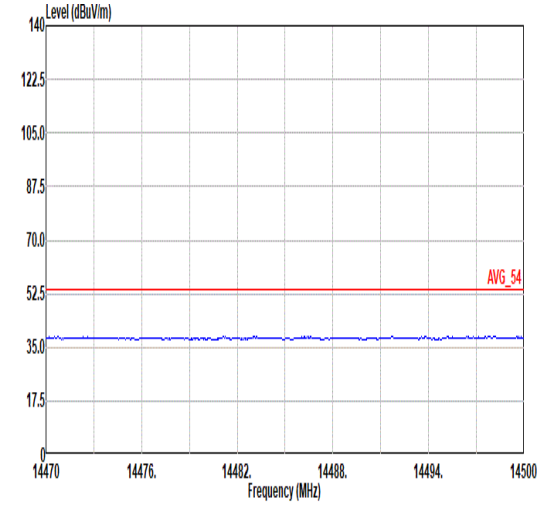 Site : 03CH13-HY Condition: AVG_54 3m HORN_9120D_1326 HORIZONTAL Mode : 10	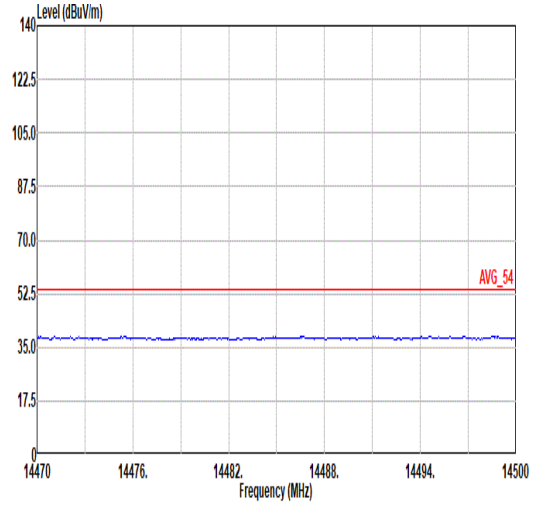 Site : 03CH13-HY Condition: AVG_54 3m HORN_9120D_1326 VERTICAL Mode : 10
17.7G ~18G Avg	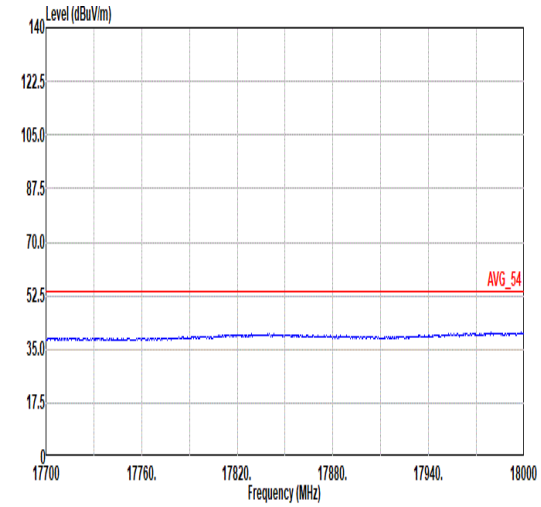 Site : 03CH13-HY Condition: AVG_54 3m HORN_9120D_1326 HORIZONTAL Mode : 10	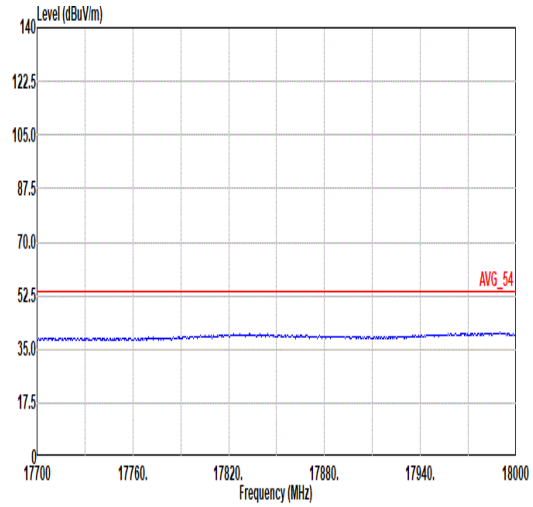 Site : 03CH13-HY Condition: AVG_54 3m HORN_9120D_1326 VERTICAL Mode : 10

Mode	11	
	Band Edge - L	
	U-NII-1_5.15-5.25_802.11be EHT40_CH46_Full RU_5230MHz	
ANT	3+4	
Pol.	Horizontal	Fundamental
Peak	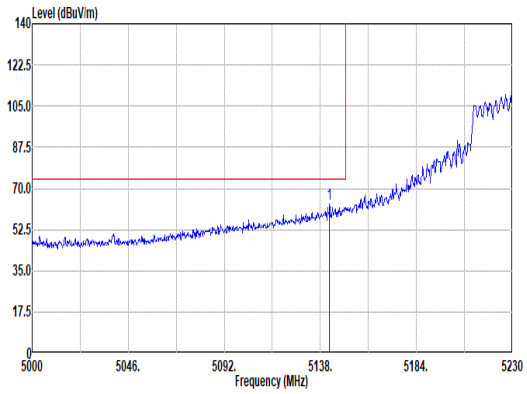 Site : 03CH13-HY Condition: PEAK_BE_74 3m HORN_9120D_1326 HORIZONTAL : RBW:1000.000kHz VBW:3000.000kHz SWT:Auto Freq Level Limit Line Margin Read Level Ant Factor Cable Loss Preamp Factor Aux Factor APos TPos Remark MHz dBuV/m dBuV/m dB dBuV dB/m dB dB dB cm deg 1 5142.37 63.20 74.00 -10.80 56.76 33.18 10.11 36.85 0.00 100 125 PEAK	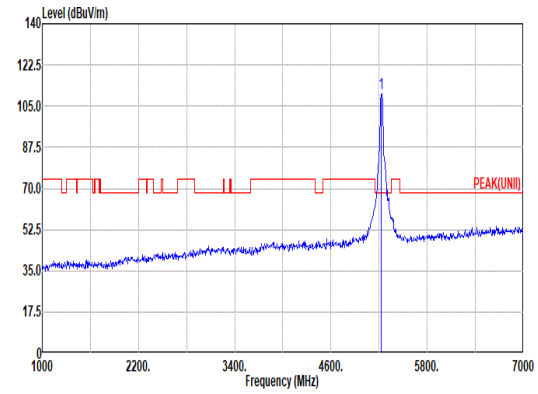 Site : 03CH13-HY Condition: PEAK(UNII) 3m HORN_9120D_1326 HORIZONTAL : RBW:1000.000kHz VBW:3000.000kHz SWT:Auto Freq Level Limit Line Margin Read Level Ant Factor Cable Loss Preamp Factor Aux Factor APos TPos Remark MHz dBuV/m dBuV/m dB dBuV dB/m dB dB dB cm deg 1 5230.00 110.53 ------ ------ 103.89 33.23 10.24 36.83 0.00 100 125 PEAK
Avg	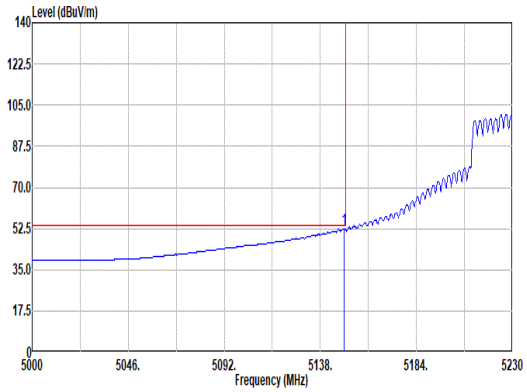 Site : 03CH13-HY Condition: AVG_BE_54 3m HORN_9120D_1326 HORIZONTAL : RBW:1000.000kHz VBW:0.010kHz SWT:Auto Freq Level Limit Line Margin Read Level Ant Factor Cable Loss Preamp Factor Aux Factor APos TPos Remark MHz dBuV/m dBuV/m dB dBuV dB/m dB dB dB cm deg 1 5149.50 52.46 54.00 -1.54 45.98 33.20 10.13 36.85 0.00 100 125 AVERAGE	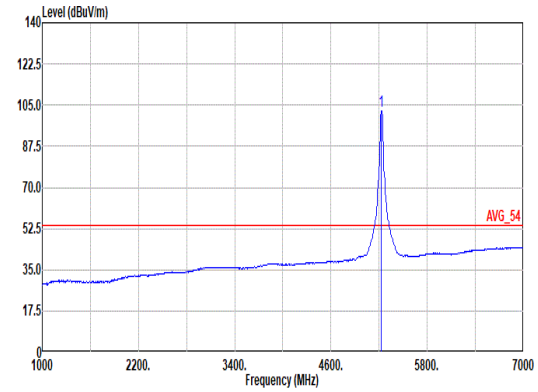 Site : 03CH13-HY Condition: AVG_54 3m HORN_9120D_1326 HORIZONTAL : RBW:1000.000kHz VBW:0.010kHz SWT:Auto Freq Level Limit Line Margin Read Level Ant Factor Cable Loss Preamp Factor Aux Factor APos TPos Remark MHz dBuV/m dBuV/m dB dBuV dB/m dB dB dB cm deg 1 5230.00 102.36 ------ ------ 95.71 33.24 10.24 36.83 0.00 100 125 AVERAGE

Mode	11	
	Band Edge - R	
	U-NII-1_5.15-5.25_802.11be EHT40_CH46_Full RU_5230MHz	
ANT	3+4	
Pol.	Horizontal	Fundamental
Peak	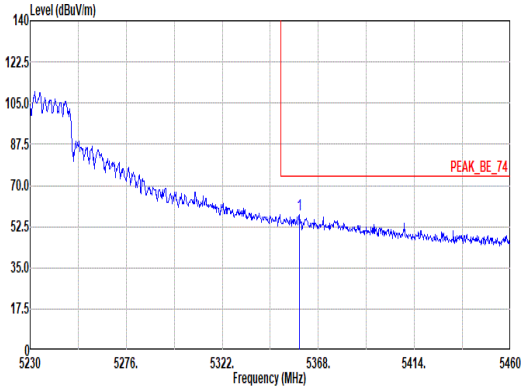 Site : 03CH13-HY Condition: PEAK_BE_74 3m HORN_9120D_1326 HORIZONTAL : RBW:1000.000kHz VBW:3000.000kHz SWT:Auto Limit Read Ant Cable Preamp Aux APos TPos Freq Level Line Margin Level Factor Loss Factor Factor Remark MHz dBuV/m dBuV/m dB dBuV dB/m dB dB dB cm deg 1 5358.80 57.46 74.00 -16.54 50.88 33.10 10.29 36.81 0.00 100 125 PEAK	Blank
Avg	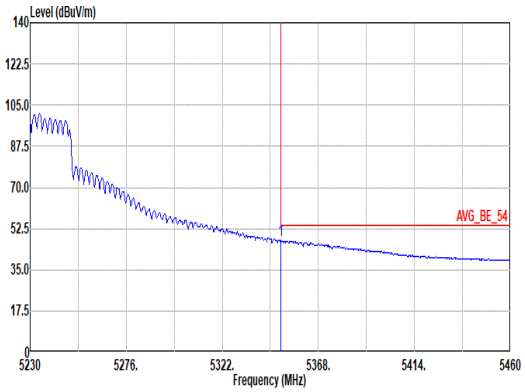 Site : 03CH13-HY Condition: AVG_BE_54 3m HORN_9120D_1326 HORIZONTAL : RBW:1000.000kHz VBW:0.010kHz SWT:Auto Limit Read Ant Cable Preamp Aux APos TPos Freq Level Line Margin Level Factor Loss Factor Factor Remark MHz dBuV/m dBuV/m dB dBuV dB/m dB dB dB cm deg 1 5350.06 47.34 54.00 -6.66 40.76 33.10 10.29 36.81 0.00 100 125 AVERAGE	Blank

Mode	11	
	Band Edge - L	
	U-NII-1_5.15-5.25_802.11be EHT40_CH46_Full RU_5230MHz	
ANT	3+4	
Pol.	Vertical	Fundamental
Peak	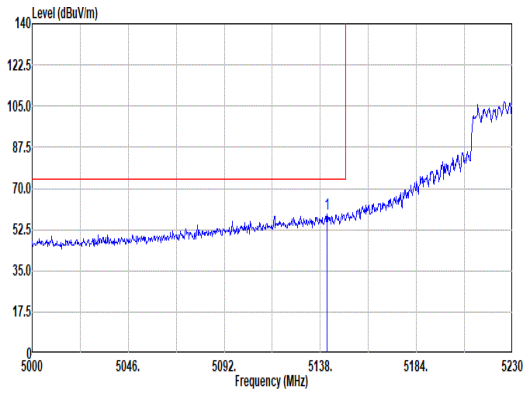 Site : 03CH13-HY Condition: PEAK_BE_74 3m HORN_9120D_1326 VERTICAL : RBW:1000.000kHz VBW:3000.000kHz SWT:Auto Freq Level Limit Line Margin Read Level Ant Factor Cable Loss Preamp Factor Aux Factor APos TPos Remark MHz dBuV/m dBuV/m dB dBuV dB/m dB dB dB cm deg 1 5141.22 59.42 74.00 -14.58 52.98 33.18 10.11 36.85 0.00 300 333 PEAK	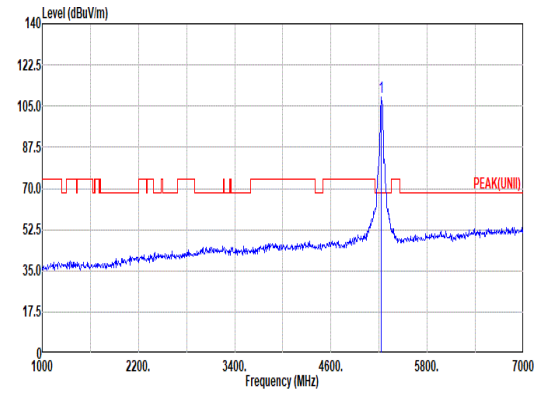 Site : 03CH13-HY Condition: PEAK(UNII) 3m HORN_9120D_1326 VERTICAL : RBW:1000.000kHz VBW:3000.000kHz SWT:Auto Freq Level Limit Line Margin Read Level Ant Factor Cable Loss Preamp Factor Aux Factor APos TPos Remark MHz dBuV/m dBuV/m dB dBuV dB/m dB dB dB cm deg 1 5230.00 108.93 ------ ------ 102.28 33.24 10.24 36.83 0.00 300 333 PEAK
Avg	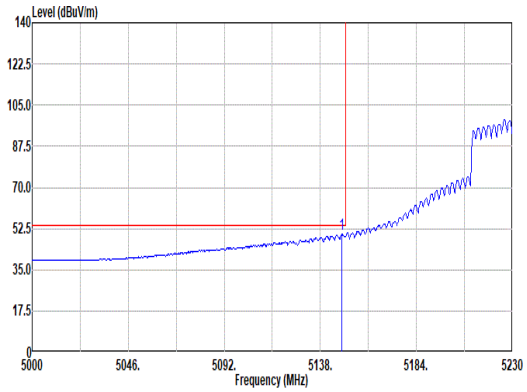 Site : 03CH13-HY Condition: AVG_BE_54 3m HORN_9120D_1326 VERTICAL : RBW:1000.000kHz VBW:0.010kHz SWT:Auto Freq Level Limit Line Margin Read Level Ant Factor Cable Loss Preamp Factor Aux Factor APos TPos Remark MHz dBuV/m dBuV/m dB dBuV dB/m dB dB dB cm deg 1 5148.35 50.11 54.00 -3.89 43.63 33.20 10.13 36.85 0.00 300 333 AVERAGE	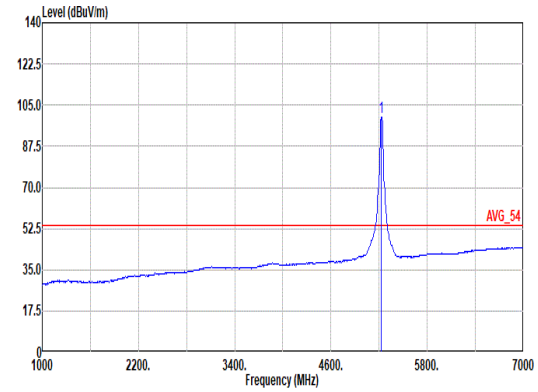 Site : 03CH13-HY Condition: AVG_54 3m HORN_9120D_1326 VERTICAL : RBW:1000.000kHz VBW:0.010kHz SWT:Auto Freq Level Limit Line Margin Read Level Ant Factor Cable Loss Preamp Factor Aux Factor APos TPos Remark MHz dBuV/m dBuV/m dB dBuV dB/m dB dB dB cm deg 1 5230.00 100.00 ------ ------ 93.34 33.25 10.24 36.83 0.00 300 333 AVERAGE

Mode	11	
	Band Edge - R	
	U-NII-1_5.15-5.25_802.11be EHT40_CH46_Full RU_5230MHz	
ANT	3+4	
Pol.	Vertical	Fundamental
Peak	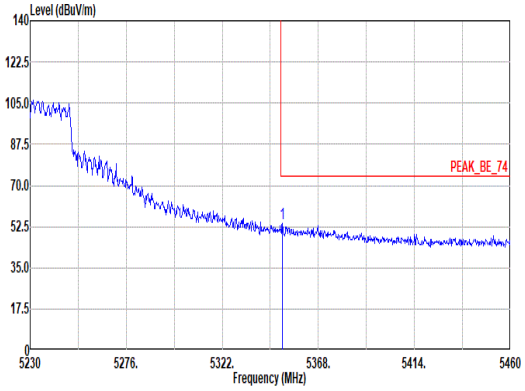 Site : 03CH13-HY Condition: PEAK_BE_74 3m HORN_9120D_1326 VERTICAL : RBW:1000.000kHz VBW:3000.000kHz SWT:Auto Limit Read Ant Cable Preamp Aux APos TPos Freq Level Line Margin Level Factor Loss Factor Factor Remark MHz dBuV/m dBuV/m dB dBuV dB/m dB dB dB cm deg 1 5350.75 53.79 74.00 -20.21 47.21 33.10 10.29 36.81 0.00 300 333 PEAK	Blank
Avg	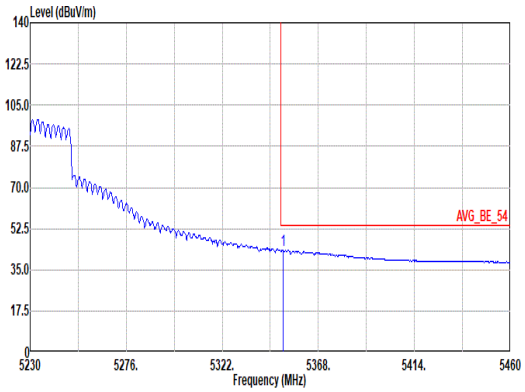 Site : 03CH13-HY Condition: AVG_BE_54 3m HORN_9120D_1326 VERTICAL : RBW:1000.000kHz VBW:0.010kHz SWT:Auto Limit Read Ant Cable Preamp Aux APos TPos Freq Level Line Margin Level Factor Loss Factor Factor Remark MHz dBuV/m dBuV/m dB dBuV dB/m dB dB dB cm deg 1 5350.98 43.48 54.00 -10.52 36.90 33.10 10.29 36.81 0.00 300 333 AVERAGE	Blank

Mode	11	
	Harmonic	
	U-NII-1_5.15-5.25_802.11be EHT40_CH46_Full RU_5230MHz	
ANT	3+4	
Pol.	Horizontal	Vertical
Peak Avg	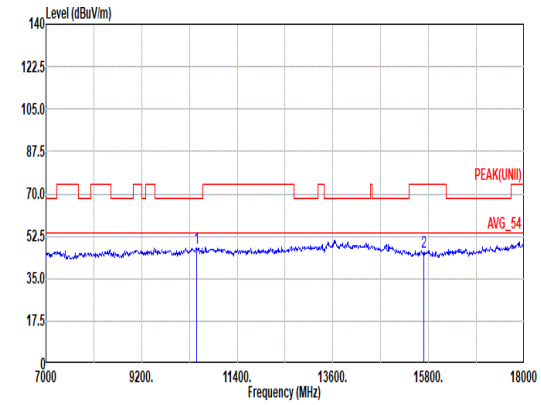 Site : 03CH13-HY Condition: PEAK(UNII) 3m HORN_9120D_1326 HORIZONTAL Mode : 11 Freq Level Limit Line Margin Read Level Ant Factor Cable Loss Preamp Factor Aux Factor APos TPos Remark MHz dBuV/m dBuV/m dB dBuV dB/m dB dB dB cm deg 1 10460.00 47.50 68.20 -20.70 49.21 38.90 15.40 56.55 0.54 -- -- PEAK 2 15690.00 46.18 74.00 -27.82 44.66 38.06 18.87 56.23 0.82 -- -- PEAK	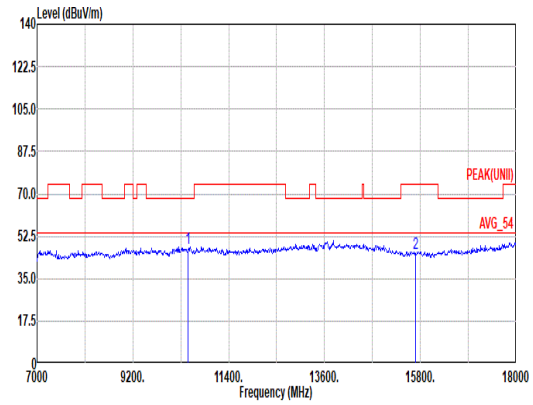 Site : 03CH13-HY Condition: PEAK(UNII) 3m HORN_9120D_1326 VERTICAL Mode : 11 Freq Level Limit Line Margin Read Level Ant Factor Cable Loss Preamp Factor Aux Factor APos TPos Remark MHz dBuV/m dBuV/m dB dBuV dB/m dB dB dB cm deg 1 10460.00 47.41 68.20 -20.79 49.12 38.90 15.40 56.55 0.54 -- -- PEAK 2 15690.00 45.55 74.00 -28.45 44.03 38.06 18.87 56.23 0.82 -- -- PEAK

Mode	11	
	Harmonic	
	U-NII-1_5.15-5.25_802.11be EHT40_CH46_Full RU_5230MHz	
ANT	3+4	
Pol.	Horizontal	Vertical
14.47G ~14.5G Avg	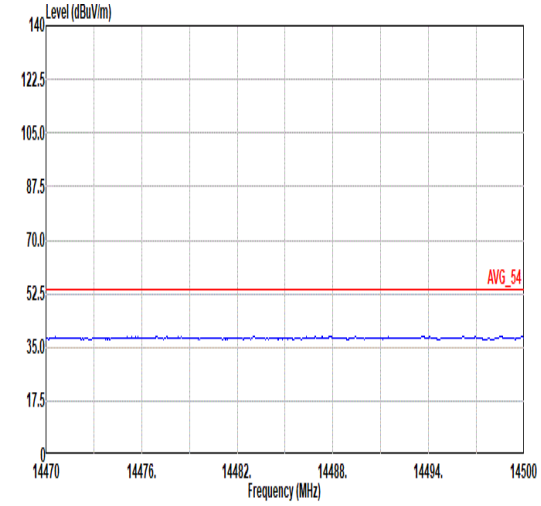 Site : 03CH13-HY Condition: AVG_54 3m HORN_9120D_1326 HORIZONTAL Mode : 11	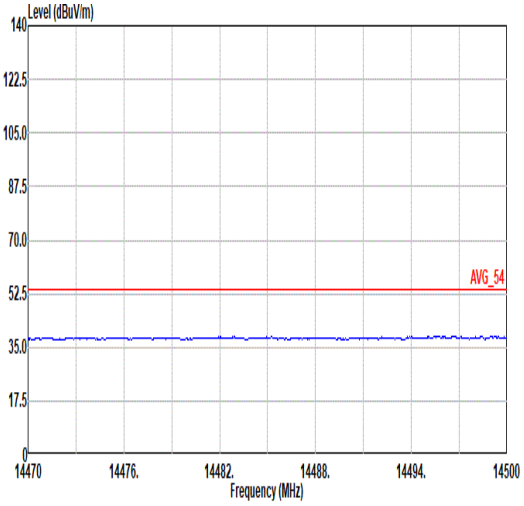 Site : 03CH13-HY Condition: AVG_54 3m HORN_9120D_1326 VERTICAL Mode : 11
17.7G ~18G Avg	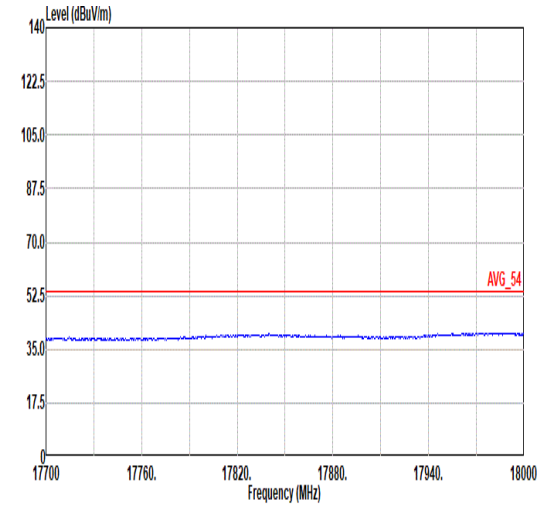 Site : 03CH13-HY Condition: AVG_54 3m HORN_9120D_1326 HORIZONTAL Mode : 11	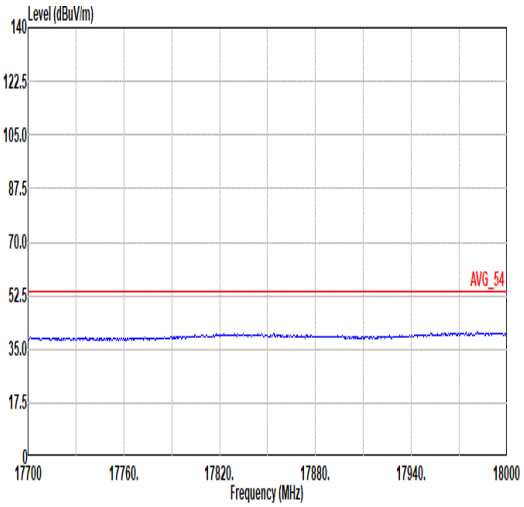 Site : 03CH13-HY Condition: AVG_54 3m HORN_9120D_1326 VERTICAL Mode : 11

Mode	12	
	Band Edge - L	
	U-NII-1_5.15-5.25_802.11be EHT80_CH42_Full RU_5210MHz	
ANT	3+4	
Pol.	Horizontal	Fundamental
Peak	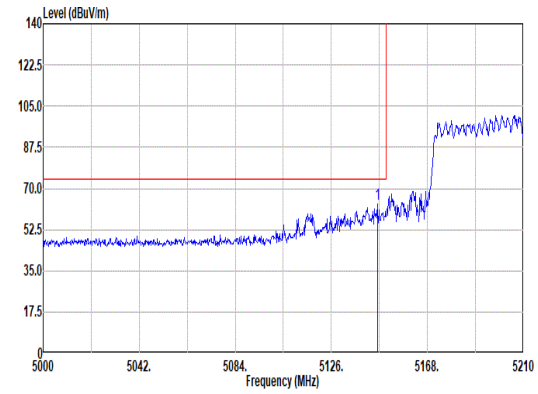 Site : 03CH13-HY Condition: PEAK_BE_74 3m HORN_9120D_1326 HORIZONTAL : RBW:1000.000kHz VBW:3000.000kHz SWT:Auto Freq Level Limit Line Margin Read Level Ant Factor Cable Loss Preamp Factor Aux Factor APos TPos Remark MHz dBuV/m dBuV/m dB dBuV dB/m dB dB dB cm deg 1 5146.16 63.31 74.00 -10.69 56.85 33.19 10.12 36.85 0.00 102 125 PEAK	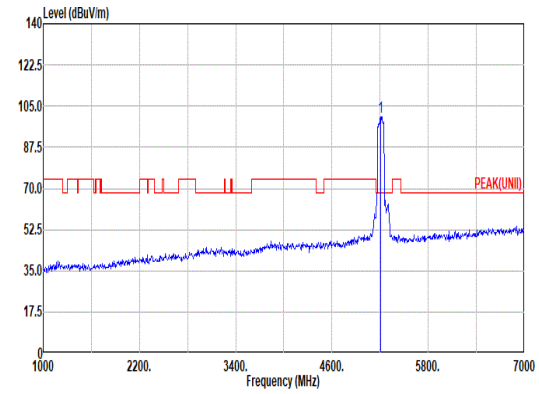 Site : 03CH13-HY Condition: PEAK(UNII) 3m HORN_9120D_1326 HORIZONTAL : RBW:1000.000kHz VBW:3000.000kHz SWT:Auto Freq Level Limit Line Margin Read Level Ant Factor Cable Loss Preamp Factor Aux Factor APos TPos Remark MHz dBuV/m dBuV/m dB dBuV dB/m dB dB dB cm deg 1 5210.00 100.45 ------ ------ 93.77 33.29 10.23 36.84 0.00 102 125 PEAK
Avg	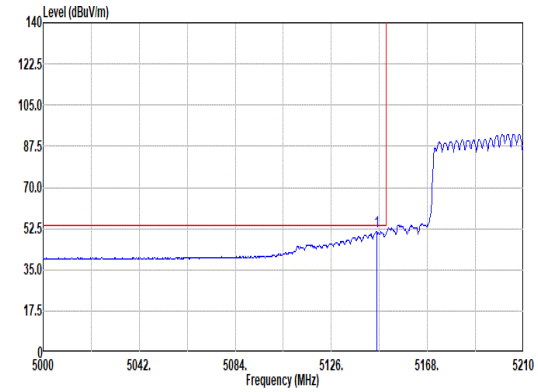 Site : 03CH13-HY Condition: AVG_BE_54 3m HORN_9120D_1326 HORIZONTAL : RBW:1000.000kHz VBW:1.500kHz SWT:Auto Freq Level Limit Line Margin Read Level Ant Factor Cable Loss Preamp Factor Aux Factor APos TPos Remark MHz dBuV/m dBuV/m dB dBuV dB/m dB dB dB cm deg 1 5145.74 51.23 54.00 -2.77 44.77 33.19 10.12 36.85 0.00 102 125 AVERAGE	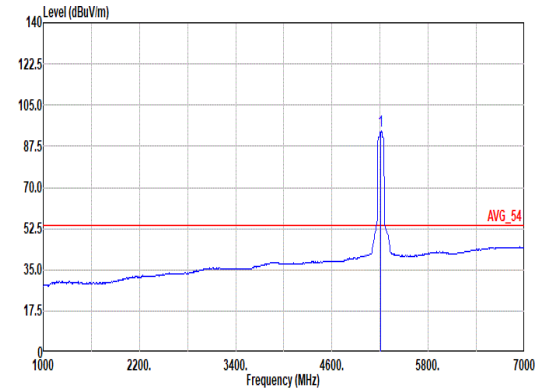 Site : 03CH13-HY Condition: AVG_54 3m HORN_9120D_1326 HORIZONTAL : RBW:1000.000kHz VBW:1.500kHz SWT:Auto Freq Level Limit Line Margin Read Level Ant Factor Cable Loss Preamp Factor Aux Factor APos TPos Remark MHz dBuV/m dBuV/m dB dBuV dB/m dB dB dB cm deg 1 5210.00 94.16 ------ ------ 87.50 33.26 10.24 36.84 0.00 102 125 AVERAGE

Mode	12	
	Band Edge - R	
	U-NII-1_5.15-5.25_802.11be EHT80_CH42_Full RU_5210MHz	
ANT	3+4	
Pol.	Horizontal	Fundamental
Peak	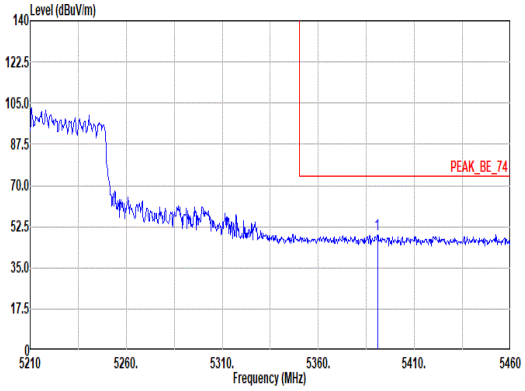 Site : 03CH13-HY Condition: PEAK_BE_74 3m HORN_9120D_1326 HORIZONTAL : RBW:1000.000kHz VBW:3000.000kHz SWT:Auto Limit Read Ant Cable Preamp Aux APos TPos Freq Level Line Margin Level Factor Loss Factor Factor Remark MHz dBuV/m dBuV/m dB dBuV dB/m dB dB dB cm deg 1 5390.75 49.10 74.00 -24.90 42.50 33.10 10.31 36.81 0.00 102 125 PEAK	Blank
Avg	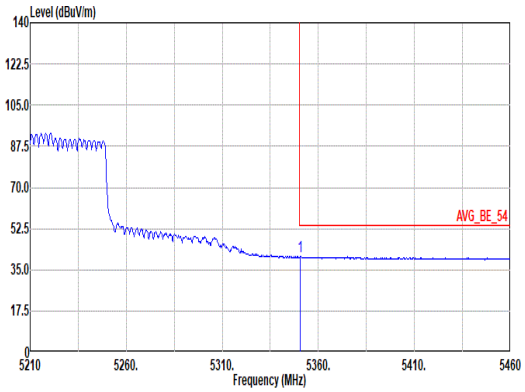 Site : 03CH13-HY Condition: AVG_BE_54 3m HORN_9120D_1326 HORIZONTAL : RBW:1000.000kHz VBW:1.500kHz SWT:Auto Limit Read Ant Cable Preamp Aux APos TPos Freq Level Line Margin Level Factor Loss Factor Factor Remark MHz dBuV/m dBuV/m dB dBuV dB/m dB dB dB cm deg 1 5350.50 40.56 54.00 -13.44 33.98 33.10 10.29 36.81 0.00 102 125 AVERAGE	Blank

Mode	12	
	Band Edge - L	
	U-NII-1_5.15-5.25_802.11be EHT80_CH42_Full RU_5210MHz	
ANT	3+4	
Pol.	Vertical	Fundamental
Peak	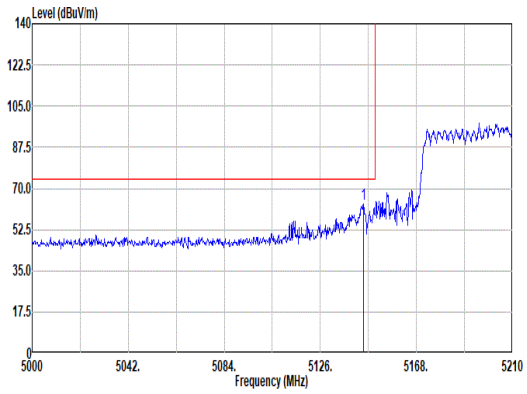 Site : 03CH13-HY Condition: PEAK_BE_74 3m HORN_9120D_1326 VERTICAL : RBW:1000.000kHz VBW:3000.000kHz SWT:Auto Freq Level Limit Line Margin Read Level Ant Factor Cable Loss Preamp Factor Aux Factor APos TPos Remark MHz dBuV/m dBuV/m dB dBuV dB/m dB dB dB cm deg 1 5144.90 63.24 74.00 -10.76 56.78 33.19 10.12 36.85 0.00 387 84 PEAK	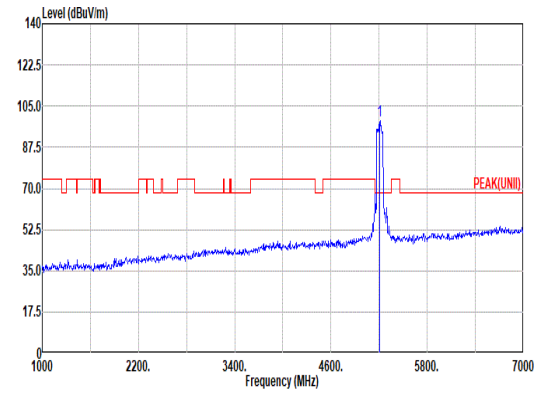 Site : 03CH13-HY Condition: PEAK(UNII) 3m HORN_9120D_1326 VERTICAL : RBW:1000.000kHz VBW:3000.000kHz SWT:Auto Freq Level Limit Line Margin Read Level Ant Factor Cable Loss Preamp Factor Aux Factor APos TPos Remark MHz dBuV/m dBuV/m dB dBuV dB/m dB dB dB cm deg 1 5210.00 98.87 ------ ------ 92.21 33.26 10.24 36.84 0.00 387 84 PEAK
Avg	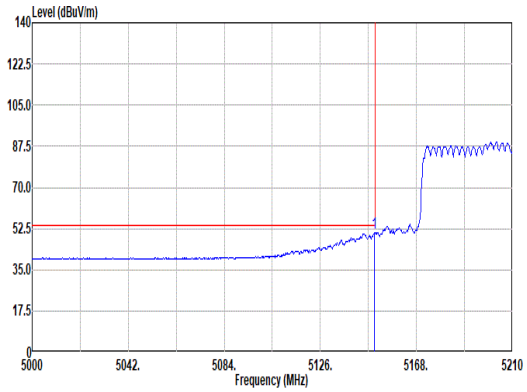 Site : 03CH13-HY Condition: AVG_BE_54 3m HORN_9120D_1326 VERTICAL : RBW:1000.000kHz VBW:1.500kHz SWT:Auto Freq Level Limit Line Margin Read Level Ant Factor Cable Loss Preamp Factor Aux Factor APos TPos Remark MHz dBuV/m dBuV/m dB dBuV dB/m dB dB dB cm deg 1 5149.52 50.66 54.00 -3.34 44.18 33.20 10.13 36.85 0.00 387 84 AVERAGE	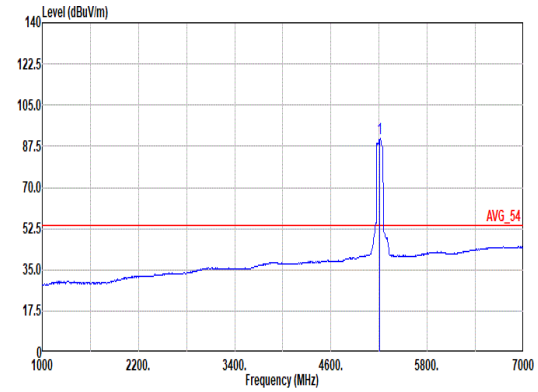 Site : 03CH13-HY Condition: AVG_54 3m HORN_9120D_1326 VERTICAL : RBW:1000.000kHz VBW:1.500kHz SWT:Auto Freq Level Limit Line Margin Read Level Ant Factor Cable Loss Preamp Factor Aux Factor APos TPos Remark MHz dBuV/m dBuV/m dB dBuV dB/m dB dB dB cm deg 1 5210.00 90.78 ------ ------ 84.12 33.26 10.24 36.84 0.00 387 84 AVERAGE

Mode	12	
	Band Edge - R	
	U-NII-1_5.15-5.25_802.11be EHT80_CH42_Full RU_5210MHz	
ANT	3+4	
Pol.	Vertical	Fundamental
Peak	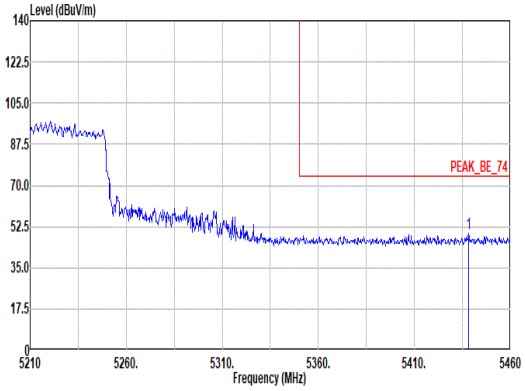 Site : 03CH13-HY Condition: PEAK_BE_74 3m HORN_9120D_1326 VERTICAL : RBW:1000.000kHz VBW:3000.000kHz SWT:Auto Limit Read Ant Cable Preamp Aux APos TPos Freq Level Line Margin Level Factor Loss Factor Factor Remark MHz dBuV/m dBuV/m dB dBuV dB/m dB dB dB cm deg 1 5438.25 49.51 74.00 -24.49 42.90 33.10 10.31 36.80 0.00 387 84 PEAK	Blank
Avg	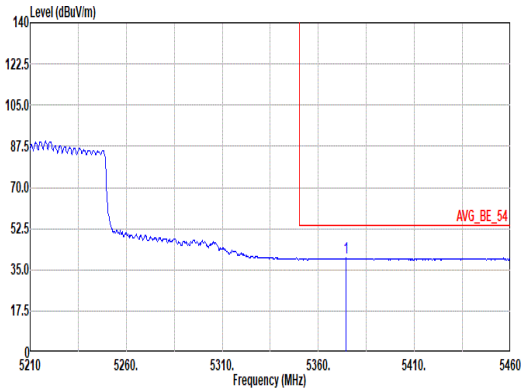 Site : 03CH13-HY Condition: AVG_BE_54 3m HORN_9120D_1326 VERTICAL : RBW:1000.000kHz VBW:1.500kHz SWT:Auto Limit Read Ant Cable Preamp Aux APos TPos Freq Level Line Margin Level Factor Loss Factor Factor Remark MHz dBuV/m dBuV/m dB dBuV dB/m dB dB dB cm deg 1 5374.25 39.95 54.00 -14.05 33.36 33.10 10.30 36.81 0.00 387 84 AVERAGE	Blank

Mode	12	
	Harmonic	
	U-NII-1_5.15-5.25_802.11be EHT80_CH42_Full RU_5210MHz	
ANT	3+4	
Pol.	Horizontal	Vertical
Peak Avg	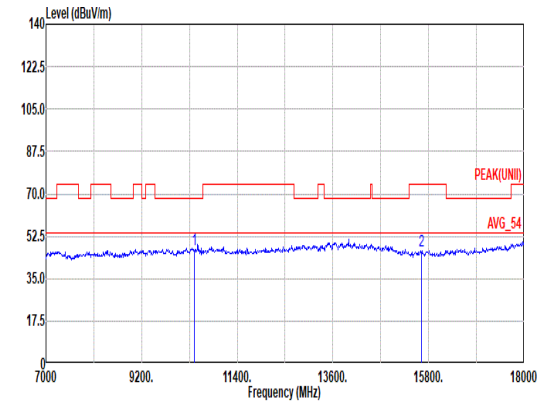 Site : 03CH13-HY Condition: PEAK(UNII) 3m HORN_9120D_1326 HORIZONTAL Mode : 12 Freq Level Limit Line Margin Read Level Ant Factor Cable Loss Preamp Factor Aux Factor APos TPos Remark MHz dBuV/m dBuV/m dB dBuV dB/m dB dB dB cm deg 1 10420.00 47.24 68.20 -20.96 49.03 38.90 15.38 56.61 0.54 -- -- PEAK 2 15630.00 46.49 74.00 -27.51 45.09 38.02 18.84 56.28 0.82 -- -- PEAK	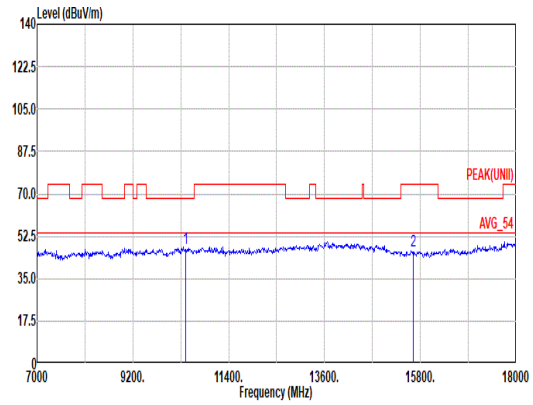 Site : 03CH13-HY Condition: PEAK(UNII) 3m HORN_9120D_1326 VERTICAL Mode : 12 Freq Level Limit Line Margin Read Level Ant Factor Cable Loss Preamp Factor Aux Factor APos TPos Remark MHz dBuV/m dBuV/m dB dBuV dB/m dB dB dB cm deg 1 10420.00 47.33 68.20 -20.87 49.12 38.90 15.38 56.61 0.54 -- -- PEAK 2 15630.00 46.24 74.00 -27.76 44.84 38.02 18.84 56.28 0.82 -- -- PEAK

Mode	12	
	Harmonic	
	U-NII-1_5.15-5.25_802.11be EHT80_CH42_Full RU_5210MHz	
ANT	3+4	
Pol.	Horizontal	Vertical
14.47G ~14.5G Avg	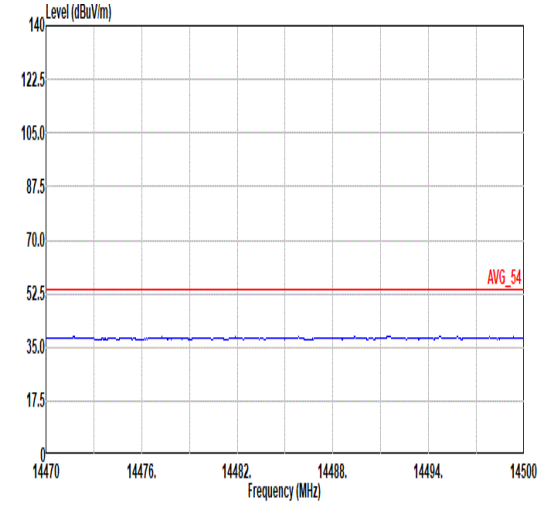 Site : 03CH13-HY Condition: AVG_54 3m HORN_9120D_1326 HORIZONTAL Mode : 12	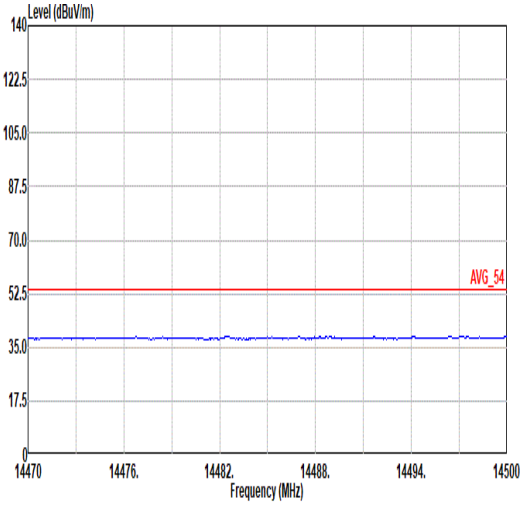 Site : 03CH13-HY Condition: AVG_54 3m HORN_9120D_1326 VERTICAL Mode : 12
17.7G ~18G Avg	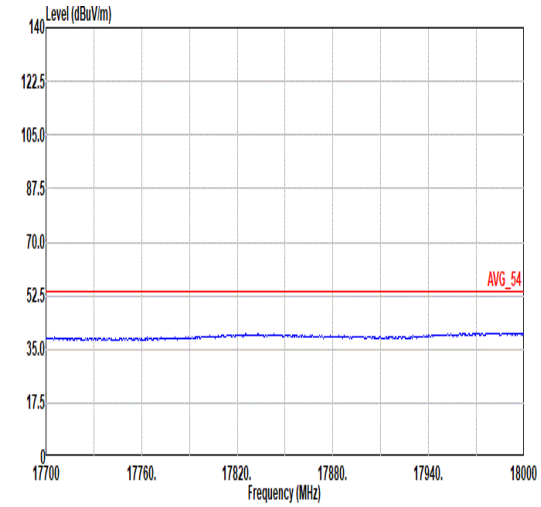 Site : 03CH13-HY Condition: AVG_54 3m HORN_9120D_1326 HORIZONTAL Mode : 12	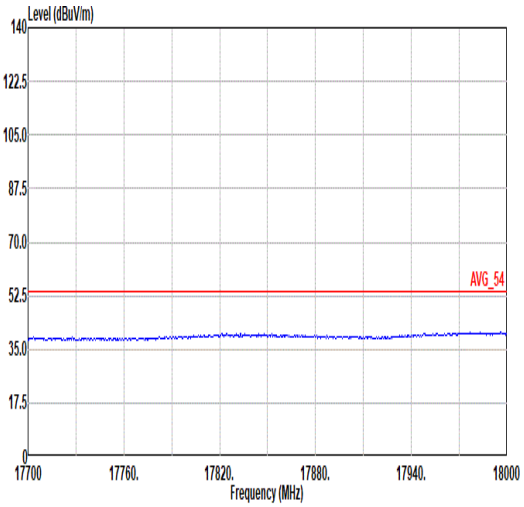 Site : 03CH13-HY Condition: AVG_54 3m HORN_9120D_1326 VERTICAL Mode : 12

Mode	13	
	Band Edge - L	
	U-NII-2A_5.25-5.35_802.11a_CH52_5260MHz	
ANT	3+4	
Pol.	Horizontal	Fundamental
Peak	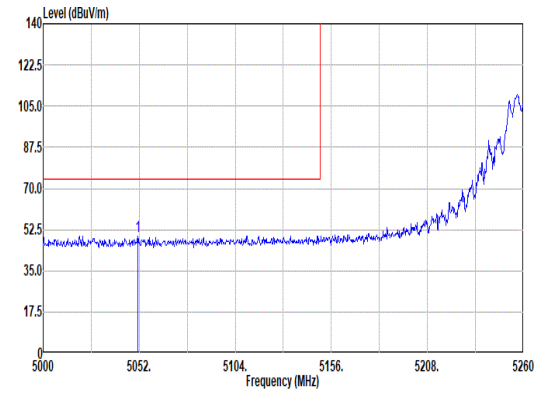 Site : 03CH13-HY Condition: PEAK_BE_74 3m HORN_9120D_1326 HORIZONTAL : RBW:1000.000kHz VBW:3000.000kHz SWT:Auto Freq Level Limit Line Margin Read Level Ant Factor Cable Loss Preamp Factor Aux Factor APos TPos Remark MHz dBuV/m dBuV/m dB dBuV dB/m dB dB dB cm deg 1 5051.22 49.91 74.00 -24.09 43.64 33.20 9.93 36.86 0.00 100 66 PEAK	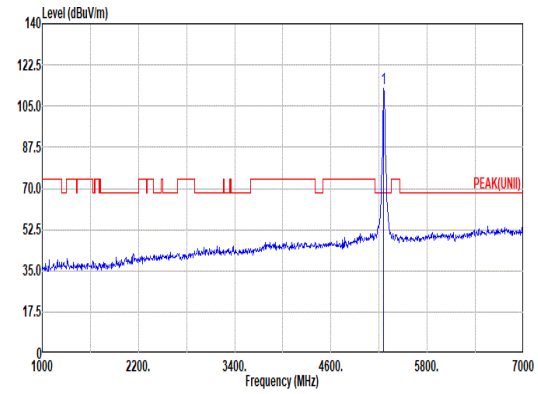 Site : 03CH13-HY Condition: PEAK(UNII) 3m HORN_9120D_1326 HORIZONTAL : RBW:1000.000kHz VBW:3000.000kHz SWT:Auto Freq Level Limit Line Margin Read Level Ant Factor Cable Loss Preamp Factor Aux Factor APos TPos Remark MHz dBuV/m dBuV/m dB dBuV dB/m dB dB dB cm deg 1 5260.00 112.54 ------ ------ 105.92 33.20 10.25 36.83 0.00 100 66 PEAK
Avg	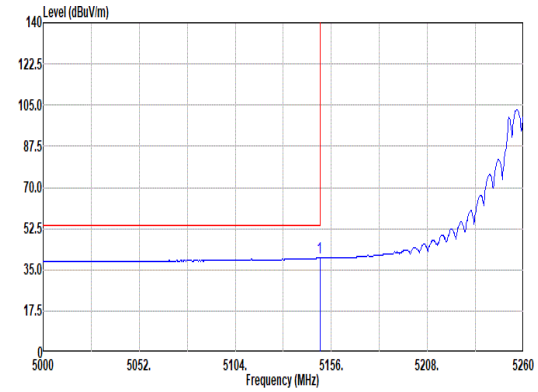 Site : 03CH13-HY Condition: AVG_BE_54 3m HORN_9120D_1326 HORIZONTAL : RBW:1000.000kHz VBW:0.010kHz SWT:Auto Freq Level Limit Line Margin Read Level Ant Factor Cable Loss Preamp Factor Aux Factor APos TPos Remark MHz dBuV/m dBuV/m dB dBuV dB/m dB dB dB cm deg 1 5149.76 39.98 54.00 -14.02 33.50 33.20 10.13 36.85 0.00 100 66 AVERAGE	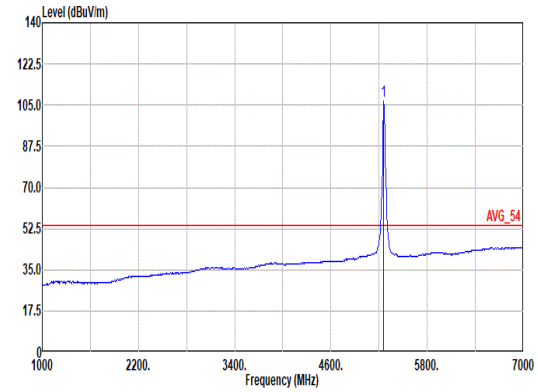 Site : 03CH13-HY Condition: AVG_54 3m HORN_9120D_1326 HORIZONTAL : RBW:1000.000kHz VBW:0.010kHz SWT:Auto Freq Level Limit Line Margin Read Level Ant Factor Cable Loss Preamp Factor Aux Factor APos TPos Remark MHz dBuV/m dBuV/m dB dBuV dB/m dB dB dB cm deg 1 5260.00 106.53 ------ ------ 99.91 33.20 10.25 36.83 0.00 100 66 AVERAGE

Mode	13	
	Band Edge - R	
	U-NII-2A_5.25-5.35_802.11a_CH52_5260MHz	
ANT	3+4	
Pol.	Horizontal	Fundamental
Peak	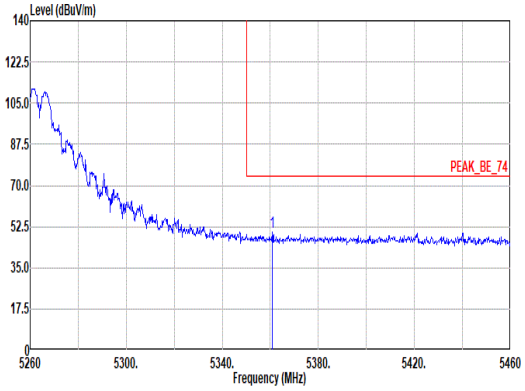 Site : 03CH13-HY Condition: PEAK_BE_74 3m HORN_9120D_1326 HORIZONTAL : RBW:1000.000kHz VBW:3000.000kHz SWT:Auto Limit Read Ant Cable Preamp Aux APos TPos Freq Level Line Margin Level Factor Loss Factor Factor Remark MHz dBuV/m dBuV/m dB dBuV dB/m dB dB dB cm deg 1 5360.80 50.17 74.00 -23.83 43.59 33.10 10.29 36.81 0.00 100 66 PEAK	Blank
Avg	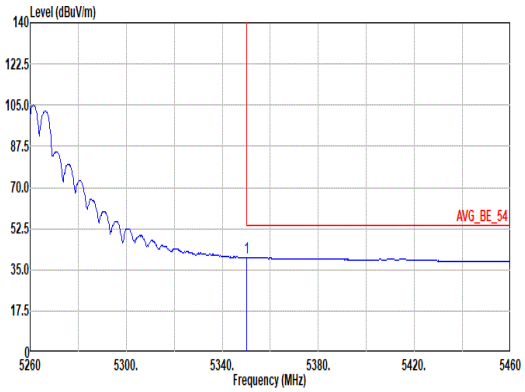 Site : 03CH13-HY Condition: AVG_BE_54 3m HORN_9120D_1326 HORIZONTAL : RBW:1000.000kHz VBW:0.010kHz SWT:Auto Limit Read Ant Cable Preamp Aux APos TPos Freq Level Line Margin Level Factor Loss Factor Factor Remark MHz dBuV/m dBuV/m dB dBuV dB/m dB dB dB cm deg 1 5350.20 40.19 54.00 -13.81 33.61 33.10 10.29 36.81 0.00 100 66 AVERAGE	Blank

Mode	13	
	Band Edge - L	
	U-NII-2A_5.25-5.35_802.11a_CH52_5260MHz	
ANT	3+4	
Pol.	Vertical	Fundamental
Peak	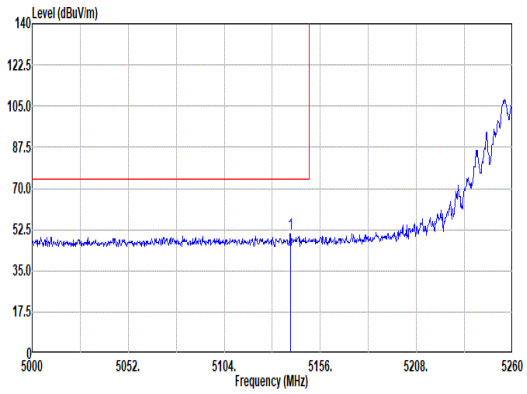 Site : 03CH13-HY Condition: PEAK_BE_74 3m HORN_9120D_1326 VERTICAL : RBW:1000.000kHz VBW:3000.000kHz SWT:Auto Freq Level Limit Line Margin Read Level Ant Factor Cable Loss Preamp Factor Aux Factor APos TPos Remark MHz dBuV/m dBuV/m dB dBuV dB/m dB dB dB cm deg 1 5139.88 50.59 74.00 -23.41 44.15 33.18 10.11 36.85 0.00 133 80 PEAK	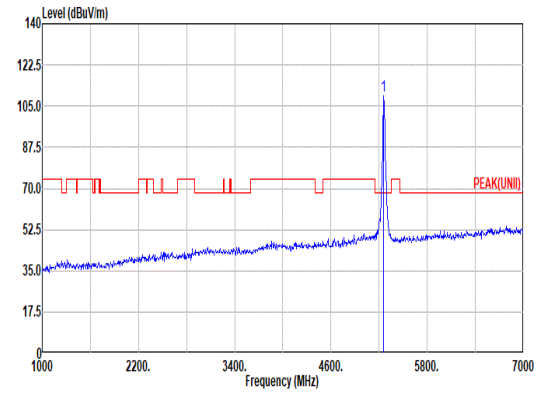 Site : 03CH13-HY Condition: PEAK(UNII) 3m HORN_9120D_1326 VERTICAL : RBW:1000.000kHz VBW:3000.000kHz SWT:Auto Freq Level Limit Line Margin Read Level Ant Factor Cable Loss Preamp Factor Aux Factor APos TPos Remark MHz dBuV/m dBuV/m dB dBuV dB/m dB dB dB cm deg 1 5260.00 109.28 ------ ------ 102.66 33.20 10.25 36.83 0.00 133 80 PEAK
Avg	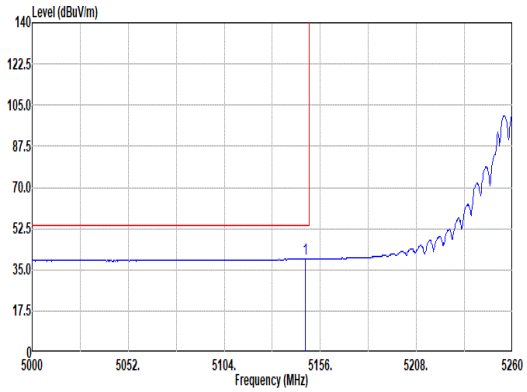 Site : 03CH13-HY Condition: AVG_BE_54 3m HORN_9120D_1326 VERTICAL : RBW:1000.000kHz VBW:0.010kHz SWT:Auto Freq Level Limit Line Margin Read Level Ant Factor Cable Loss Preamp Factor Aux Factor APos TPos Remark MHz dBuV/m dBuV/m dB dBuV dB/m dB dB dB cm deg 1 5147.94 39.69 54.00 -14.31 33.21 33.20 10.13 36.85 0.00 133 80 AVERAGE	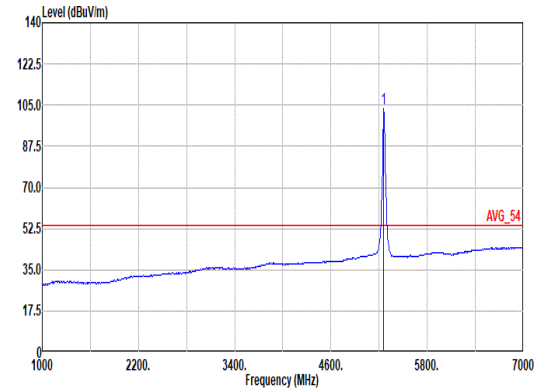 Site : 03CH13-HY Condition: AVG_54 3m HORN_9120D_1326 VERTICAL : RBW:1000.000kHz VBW:0.010kHz SWT:Auto Freq Level Limit Line Margin Read Level Ant Factor Cable Loss Preamp Factor Aux Factor APos TPos Remark MHz dBuV/m dBuV/m dB dBuV dB/m dB dB dB cm deg 1 5260.00 103.38 ------ ------ 96.76 33.20 10.25 36.83 0.00 133 80 AVERAGE

Mode	13	
	Band Edge - R	
	U-NII-2A_5.25-5.35_802.11a_CH52_5260MHz	
ANT	3+4	
Pol.	Vertical	Fundamental
Peak	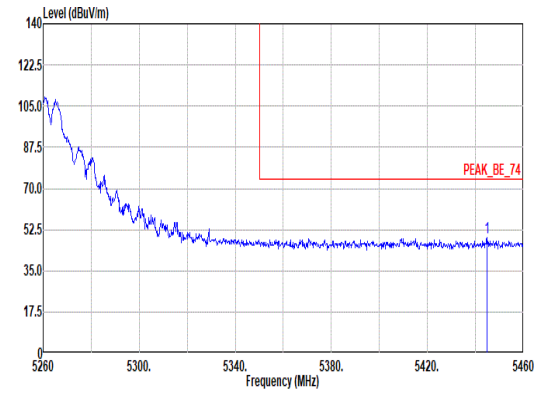 Site : 03CH13-HY Condition: PEAK_BE_74 3m HORN_9120D_1326 VERTICAL : RBW:1000.000kHz VBW:3000.000kHz SWT:Auto Limit Read Ant Cable Preamp Aux APos TPos Freq Level Line Margin Level Factor Loss Factor Factor Remark MHz dBuV/m dBuV/m dB dBuV dB/m dB dB dB cm deg 1 5444.80 48.93 74.00 -25.07 42.32 33.10 10.31 36.80 0.00 133 80 PEAK	Blank
Avg	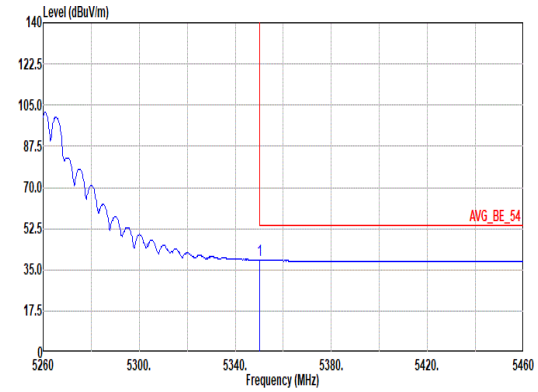 Site : 03CH13-HY Condition: AVG_BE_54 3m HORN_9120D_1326 VERTICAL : RBW:1000.000kHz VBW:0.010kHz SWT:Auto Limit Read Ant Cable Preamp Aux APos TPos Freq Level Line Margin Level Factor Loss Factor Factor Remark MHz dBuV/m dBuV/m dB dBuV dB/m dB dB dB cm deg 1 5350.20 39.09 54.00 -14.91 32.51 33.10 10.29 36.81 0.00 133 80 AVERAGE	Blank

Mode	13	
	Harmonic	
	U-NII-2A_5.25-5.35_802.11a_CH52_5260MHz	
ANT	3+4	
Pol.	Horizontal	Vertical
Peak Avg	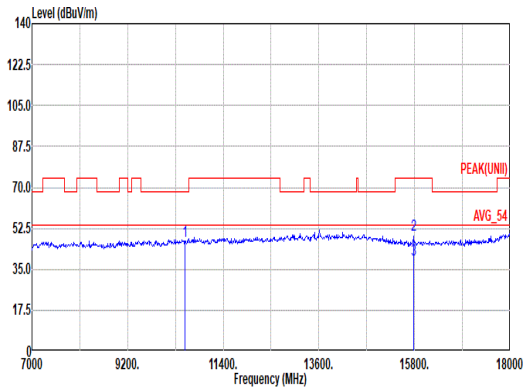 Site : 03CH13-HY Condition: PEAK(UNII) 3m HORN_9120D_1326 HORIZONTAL Freq Level Limit Line Margin Read Level Ant Factor Cable Loss Preamp Factor Aux Factor APos TPos Remark MHz dBuV/m dBuV/m dB dBuV dB/m dB dB dB cm deg 1 10520.00 46.86 68.20 -21.34 48.46 38.90 15.44 56.48 0.54 -- -- PEAK 2 15780.00 49.63 74.00 -24.37 48.01 38.02 18.93 56.15 0.82 300 0 PEAK 3 15780.00 39.13 54.00 -14.87 37.51 38.02 18.93 56.15 0.82 300 0 Average	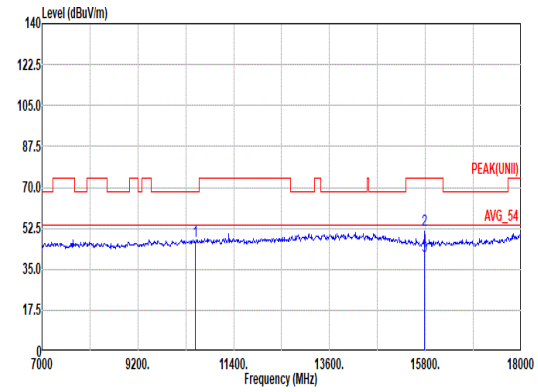 Site : 03CH13-HY Condition: PEAK(UNII) 3m HORN_9120D_1326 VERTICAL Freq Level Limit Line Margin Read Level Ant Factor Cable Loss Preamp Factor Aux Factor APos TPos Remark MHz dBuV/m dBuV/m dB dBuV dB/m dB dB dB cm deg 1 10520.00 47.25 68.20 -20.95 48.85 38.90 15.44 56.48 0.54 -- -- PEAK 2 15780.00 51.68 74.00 -22.32 50.06 38.02 18.93 56.15 0.82 100 9 PEAK 3 15780.00 40.75 54.00 -13.25 39.13 38.02 18.93 56.15 0.82 100 9 Average

Mode	13	
	Harmonic	
	U-NII-2A_5.25-5.35_802.11a_CH52_5260MHz	
ANT	3+4	
Pol.	Horizontal	Vertical
14.47G ~14.5G Avg	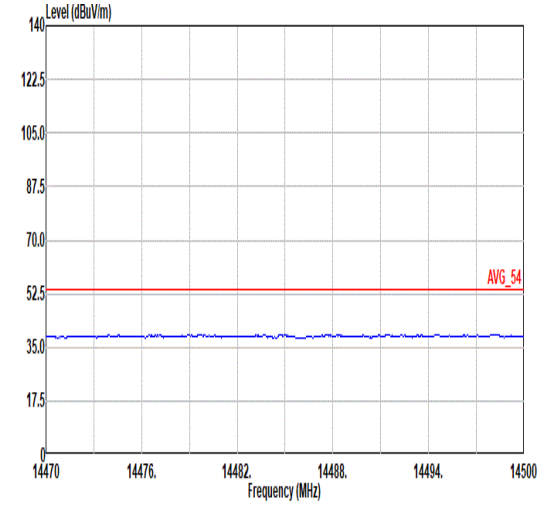 Site : 03CH13-HY Condition: AVG_54 3m HORN_9120D_1326 HORIZONTAL	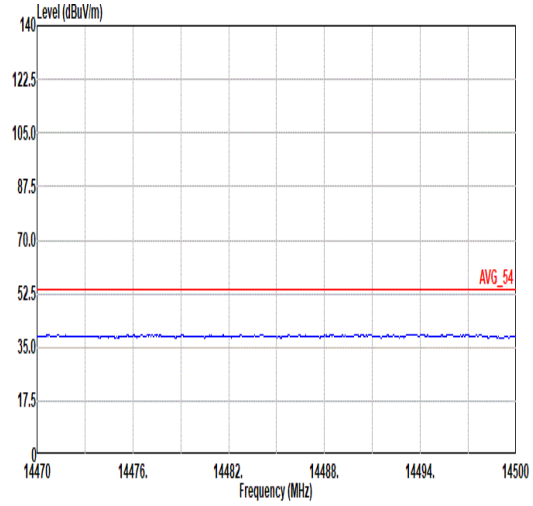 Site : 03CH13-HY Condition: AVG_54 3m HORN_9120D_1326 VERTICAL
17.7G ~18G Avg	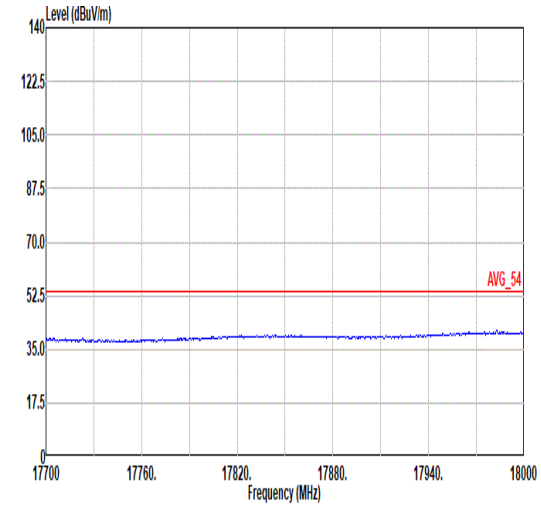 Site : 03CH13-HY Condition: AVG_54 3m HORN_9120D_1326 HORIZONTAL	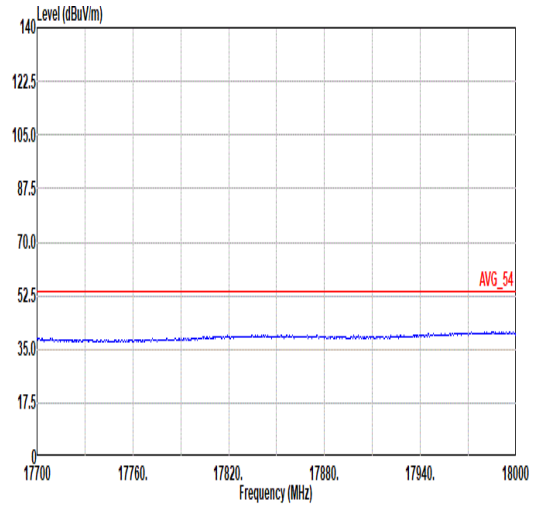 Site : 03CH13-HY Condition: AVG_54 3m HORN_9120D_1326 VERTICAL

Mode	14	
	Band Edge - L	
	U-NII-2A_5.25-5.35_802.11a_CH60_5300MHz	
ANT	3+4	
Pol.	Horizontal	Fundamental
Peak	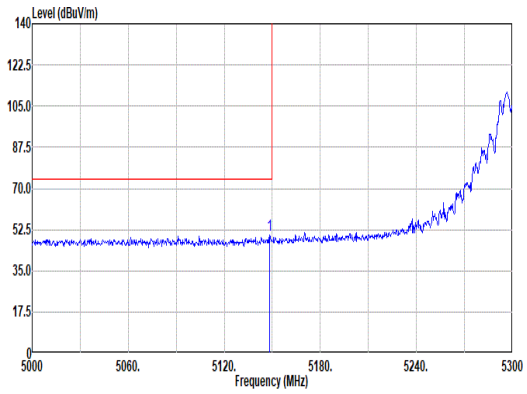 Site : 03CH13-HY Condition: PEAK_BE_74 3m HORN_9120D_1326 HORIZONTAL : RBW:1000.000kHz VBW:3000.000kHz SWT:Auto Freq Level Limit Line Margin Read Level Ant Factor Cable Loss Preamp Factor Aux Factor APos TPos Remark MHz dBuV/m dBuV/m dB dBuV dB/m dB dB dB cm deg 1 5148.50 49.99 74.00 -24.01 43.51 33.20 10.13 36.85 0.00 100 65 PEAK	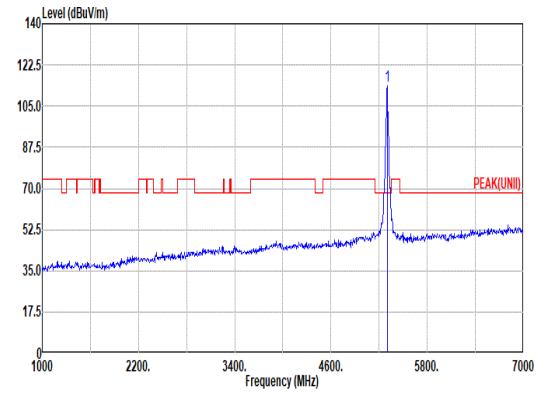 Site : 03CH13-HY Condition: PEAK(UNII) 3m HORN_9120D_1326 HORIZONTAL : RBW:1000.000kHz VBW:3000.000kHz SWT:Auto Freq Level Limit Line Margin Read Level Ant Factor Cable Loss Preamp Factor Aux Factor APos TPos Remark MHz dBuV/m dBuV/m dB dBuV dB/m dB dB dB cm deg 1 5300.00 113.78 ------ ------ 107.13 33.20 10.27 36.82 0.00 100 65 PEAK
Avg	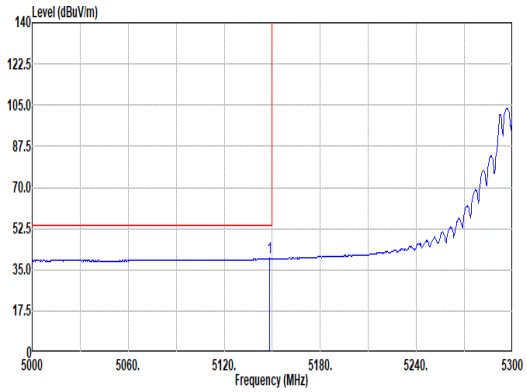 Site : 03CH13-HY Condition: AVG_BE_54 3m HORN_9120D_1326 HORIZONTAL : RBW:1000.000kHz VBW:0.010kHz SWT:Auto Freq Level Limit Line Margin Read Level Ant Factor Cable Loss Preamp Factor Aux Factor APos TPos Remark MHz dBuV/m dBuV/m dB dBuV dB/m dB dB dB cm deg 1 5148.20 39.89 54.00 -14.11 33.41 33.20 10.13 36.85 0.00 100 65 AVERAGE	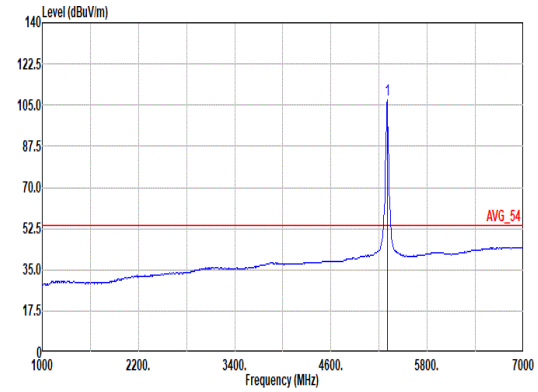 Site : 03CH13-HY Condition: AVG_54 3m HORN_9120D_1326 HORIZONTAL : RBW:1000.000kHz VBW:0.010kHz SWT:Auto Freq Level Limit Line Margin Read Level Ant Factor Cable Loss Preamp Factor Aux Factor APos TPos Remark MHz dBuV/m dBuV/m dB dBuV dB/m dB dB dB cm deg 1 5300.00 107.00 ------ ------ 100.35 33.20 10.27 36.82 0.00 100 65 AVERAGE

Mode	14	
	Band Edge - R	
	U-NII-2A_5.25-5.35_802.11a_CH60_5300MHz	
ANT	3+4	
Pol.	Horizontal	Fundamental
Peak	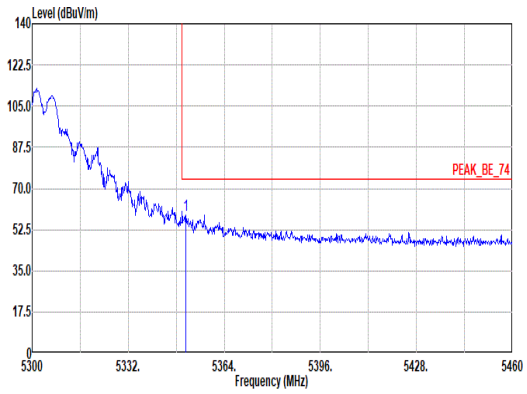 Site : 03CH13-HY Condition: PEAK_BE_74 3m HORN_9120D_1326 HORIZONTAL : RBW:1000.000kHz VBW:3000.000kHz SWT:Auto Limit Read Ant Cable Preamp Aux APos TPos Freq Level Line Margin Level Factor Loss Factor Factor Remark MHz dBuV/m dBuV/m dB dBuV dB/m dB dB dB cm deg 1 5351.20 58.64 74.00 -15.36 52.06 33.10 10.29 36.81 0.00 100 65 PEAK	Blank
Avg	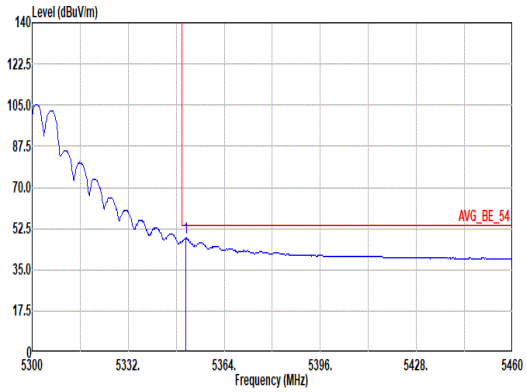 Site : 03CH13-HY Condition: AVG_BE_54 3m HORN_9120D_1326 HORIZONTAL : RBW:1000.000kHz VBW:0.010kHz SWT:Auto Limit Read Ant Cable Preamp Aux APos TPos Freq Level Line Margin Level Factor Loss Factor Factor Remark MHz dBuV/m dBuV/m dB dBuV dB/m dB dB dB cm deg 1 5351.20 48.35 54.00 -5.65 41.77 33.10 10.29 36.81 0.00 100 65 AVERAGE	Blank

Mode	14	
	Band Edge - L	
	U-NII-2A_5.25-5.35_802.11a_CH60_5300MHz	
ANT	3+4	
Pol.	Vertical	Fundamental
Peak	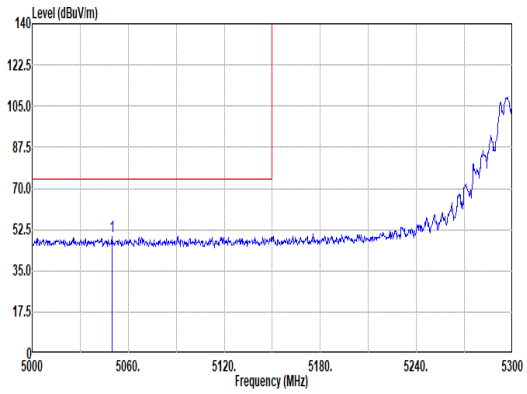 Site : 03CH13-HY Condition: PEAK_BE_74 3m HORN_9120D_1326 VERTICAL : RBW:1000.000kHz VBW:3000.000kHz SWT:Auto Freq Level Limit Line Margin Read Level Ant Factor Cable Loss Preamp Factor Aux Factor APos TPos Remark MHz dBuV/m dBuV/m dB dBuV dB/m dB dB dB cm deg 1 5049.80 49.75 74.00 -24.25 43.48 33.20 9.93 36.86 0.00 200 86 PEAK	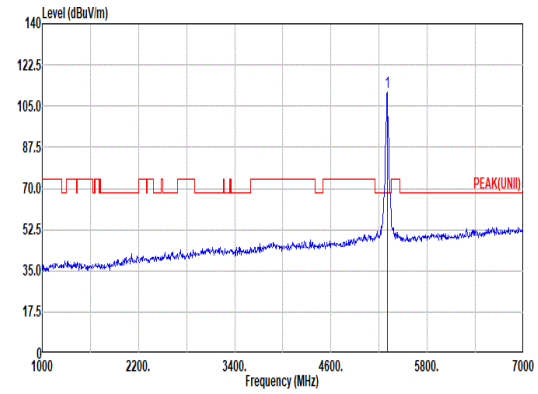 Site : 03CH13-HY Condition: PEAK(UNII) 3m HORN_9120D_1326 VERTICAL : RBW:1000.000kHz VBW:3000.000kHz SWT:Auto Freq Level Limit Line Margin Read Level Ant Factor Cable Loss Preamp Factor Aux Factor APos TPos Remark MHz dBuV/m dBuV/m dB dBuV dB/m dB dB dB cm deg 1 5300.00 111.05 ------ ------ 104.40 33.20 10.27 36.82 0.00 200 86 PEAK
Avg	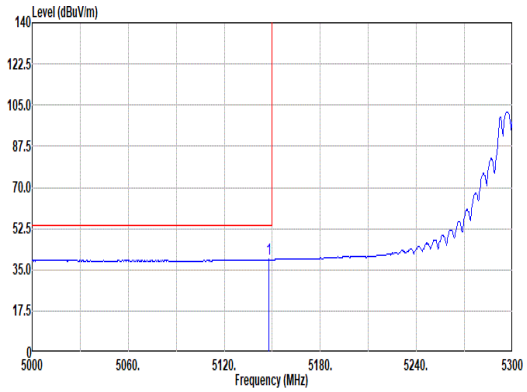 Site : 03CH13-HY Condition: AVG_BE_54 3m HORN_9120D_1326 VERTICAL : RBW:1000.000kHz VBW:0.010kHz SWT:Auto Freq Level Limit Line Margin Read Level Ant Factor Cable Loss Preamp Factor Aux Factor APos TPos Remark MHz dBuV/m dBuV/m dB dBuV dB/m dB dB dB cm deg 1 5147.60 39.39 54.00 -14.61 32.91 33.20 10.13 36.85 0.00 200 86 AVERAGE	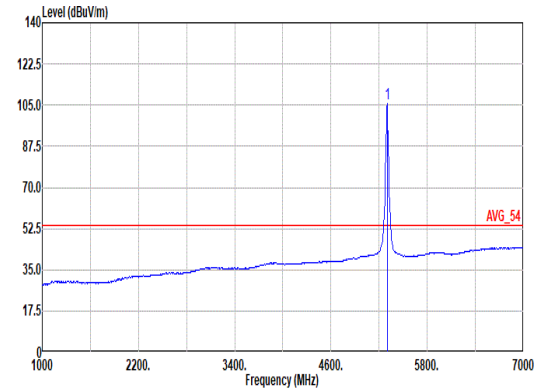 Site : 03CH13-HY Condition: AVG_54 3m HORN_9120D_1326 VERTICAL : RBW:1000.000kHz VBW:0.010kHz SWT:Auto Freq Level Limit Line Margin Read Level Ant Factor Cable Loss Preamp Factor Aux Factor APos TPos Remark MHz dBuV/m dBuV/m dB dBuV dB/m dB dB dB cm deg 1 5300.00 105.46 ------ ------ 98.81 33.20 10.27 36.82 0.00 200 86 AVERAGE

Mode	14	
	Band Edge - R	
	U-NII-2A_5.25-5.35_802.11a_CH60_5300MHz	
ANT	3+4	
Pol.	Vertical	Fundamental
Peak	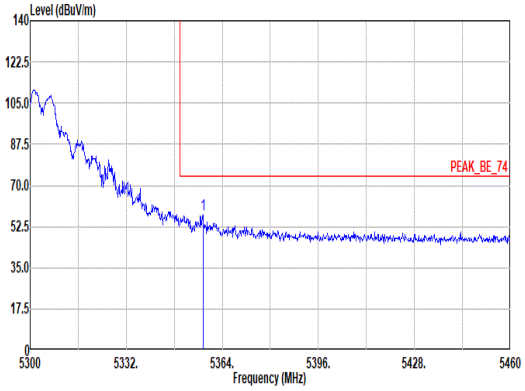 Site : 03CH13-HY Condition: PEAK_BE_74 3m HORN_9120D_1326 VERTICAL : RBW:1000.000kHz VBW:3000.000kHz SWT:Auto Limit Read Ant Cable Preamp Aux APos TPos Freq Level Line Margin Level Factor Loss Factor Factor Remark MHz dBuV/m dBuV/m dB dBuV dB/m dB dB dB cm deg 1 5357.60 57.45 74.00 -16.55 50.87 33.10 10.29 36.81 0.00 200 86 PEAK	Blank
Avg	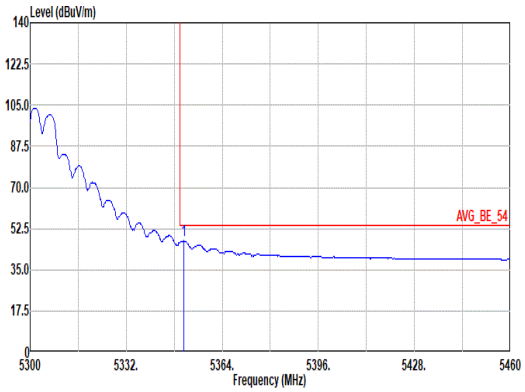 Site : 03CH13-HY Condition: AVG_BE_54 3m HORN_9120D_1326 VERTICAL : RBW:1000.000kHz VBW:0.010kHz SWT:Auto Limit Read Ant Cable Preamp Aux APos TPos Freq Level Line Margin Level Factor Loss Factor Factor Remark MHz dBuV/m dBuV/m dB dBuV dB/m dB dB dB cm deg 1 5351.20 47.29 54.00 -6.71 40.71 33.10 10.29 36.81 0.00 200 86 AVERAGE	Blank

Mode	14	
	Harmonic	
	U-NII-2A_5.25-5.35_802.11a_CH60_5300MHz	
ANT	3+4	
Pol.	Horizontal	Vertical
Peak Avg	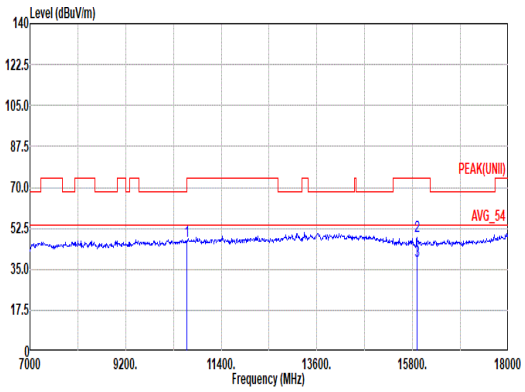 Site : 03CH13-HY Condition: PEAK(UNII) 3m HORN_9120D_1326 HORIZONTAL Freq Level Limit Line Margin Read Level Ant Factor Cable Loss Preamp Factor Aux Factor APos TPos Remark MHz dBuV/m dBuV/m dB dBuV dB/m dB dB dB cm deg 1 10600.00 47.14 74.00 -26.86 48.27 39.30 15.48 56.45 0.54 -- -- PEAK 2 15900.00 48.92 74.00 -25.08 47.12 38.00 19.01 56.04 0.83 278 4 PEAK 3 15900.00 38.47 54.00 -15.53 36.67 38.00 19.01 56.04 0.83 278 4 Average	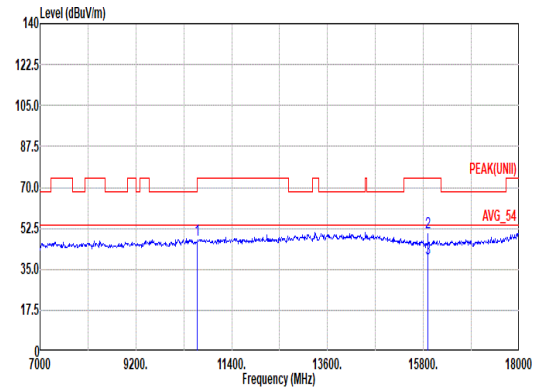 Site : 03CH13-HY Condition: PEAK(UNII) 3m HORN_9120D_1326 VERTICAL Freq Level Limit Line Margin Read Level Ant Factor Cable Loss Preamp Factor Aux Factor APos TPos Remark MHz dBuV/m dBuV/m dB dBuV dB/m dB dB dB cm deg 1 10600.00 47.38 74.00 -26.62 48.51 39.30 15.48 56.45 0.54 -- -- PEAK 2 15900.00 50.46 74.00 -23.54 48.66 38.00 19.01 56.04 0.83 100 10 PEAK 3 15900.00 39.69 54.00 -14.31 37.89 38.00 19.01 56.04 0.83 100 10 Average

Mode	14	
	Harmonic	
	U-NII-2A_5.25-5.35_802.11a_CH60_5300MHz	
ANT	3+4	
Pol.	Horizontal	Vertical
14.47G ~14.5G Avg	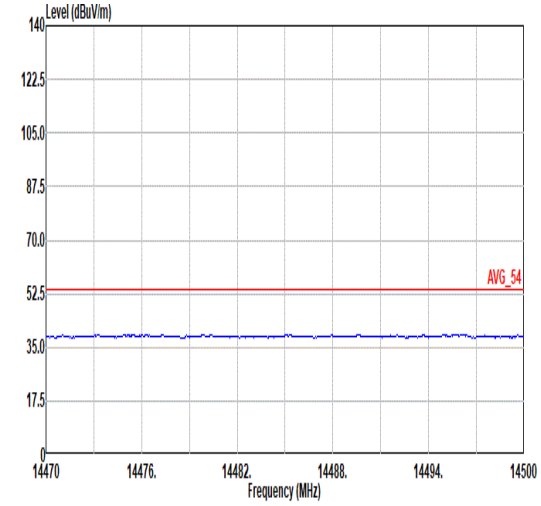 Site : 03CH13-HY Condition: AVG_54 3m HORN_9120D_1326 HORIZONTAL	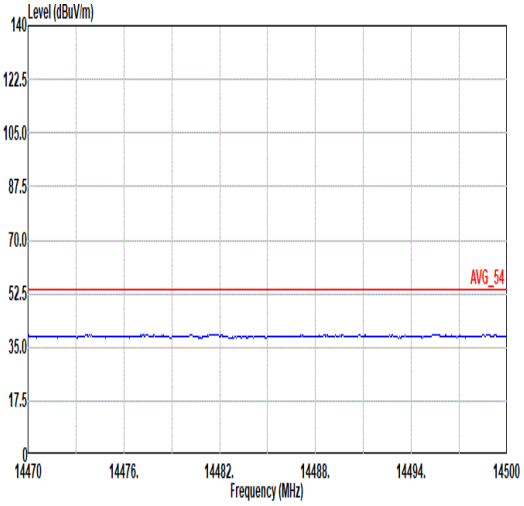 Site : 03CH13-HY Condition: AVG_54 3m HORN_9120D_1326 VERTICAL
17.7G ~18G Avg	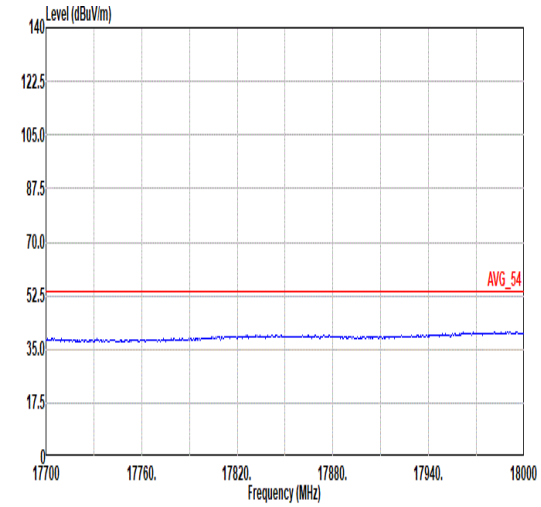 Site : 03CH13-HY Condition: AVG_54 3m HORN_9120D_1326 HORIZONTAL	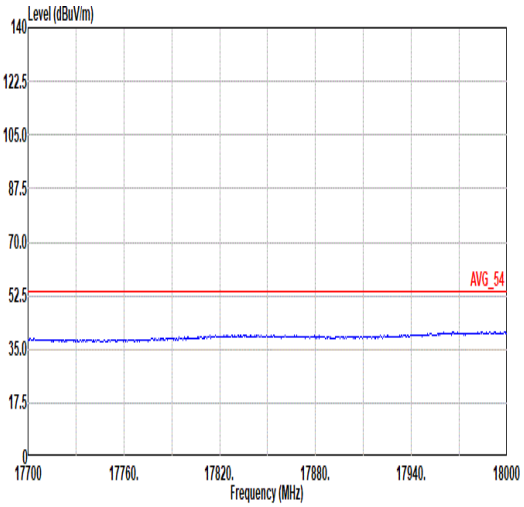 Site : 03CH13-HY Condition: AVG_54 3m HORN_9120D_1326 VERTICAL

Mode	15	
	Band Edge	
	U-NII-2A_5.25-5.35_802.11a_CH64_5320MHz	
ANT	3+4	
Pol.	Horizontal	Fundamental
Peak	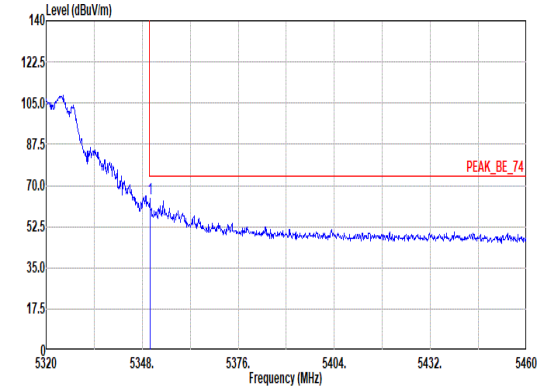 Site : 03CH13-HY Condition: PEAK_BE_74 3m HORN_9120D_1326 HORIZONTAL : RBW:1000.000kHz VBW:3000.000kHz SWT:Auto Freq Level Limit Line Margin Read Level Ant Factor Cable Loss Preamp Factor Aux Factor APos TPos Remark MHz dBuV/m dBuV/m dB dBuV dB/m dB dB dB cm deg 1 5350.24 64.50 74.00 -9.50 57.92 33.10 10.29 36.81 0.00 100 122 PEAK	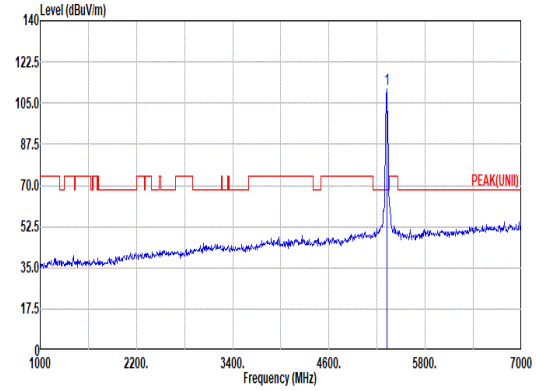 Site : 03CH13-HY Condition: PEAK(UNII) 3m HORN_9120D_1326 HORIZONTAL : RBW:1000.000kHz VBW:3000.000kHz SWT:Auto Freq Level Limit Line Margin Read Level Ant Factor Cable Loss Preamp Factor Aux Factor APos TPos Remark MHz dBuV/m dBuV/m dB dBuV dB/m dB dB dB cm deg 1 5320.00 110.89 ------ ------ 104.27 33.16 10.28 36.82 0.00 100 122 PEAK
Avg	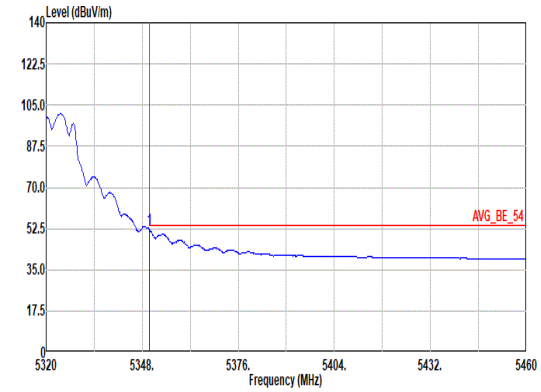 Site : 03CH13-HY Condition: AVG_BE_54 3m HORN_9120D_1326 HORIZONTAL : RBW:1000.000kHz VBW:0.010kHz SWT:Auto Freq Level Limit Line Margin Read Level Ant Factor Cable Loss Preamp Factor Aux Factor APos TPos Remark MHz dBuV/m dBuV/m dB dBuV dB/m dB dB dB cm deg 1 5350.10 52.22 54.00 -1.78 45.64 33.10 10.29 36.81 0.00 100 122 AVERAGE	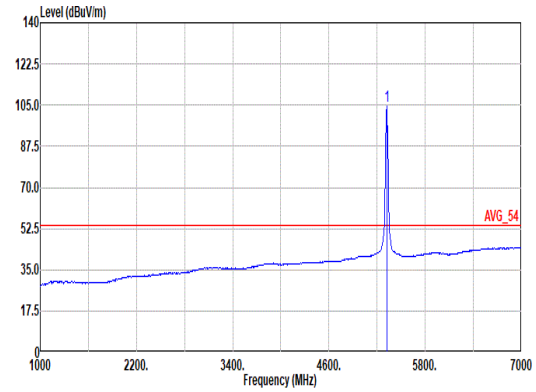 Site : 03CH13-HY Condition: AVG_54 3m HORN_9120D_1326 HORIZONTAL : RBW:1000.000kHz VBW:0.010kHz SWT:Auto Freq Level Limit Line Margin Read Level Ant Factor Cable Loss Preamp Factor Aux Factor APos TPos Remark MHz dBuV/m dBuV/m dB dBuV dB/m dB dB dB cm deg 1 5320.00 104.35 ------ ------ 97.73 33.16 10.28 36.82 0.00 100 122 AVERAGE

Mode	15	
	Band Edge	
	U-NII-2A_5.25-5.35_802.11a_CH64_5320MHz	
ANT	3+4	
Pol.	Vertical	Fundamental
Peak	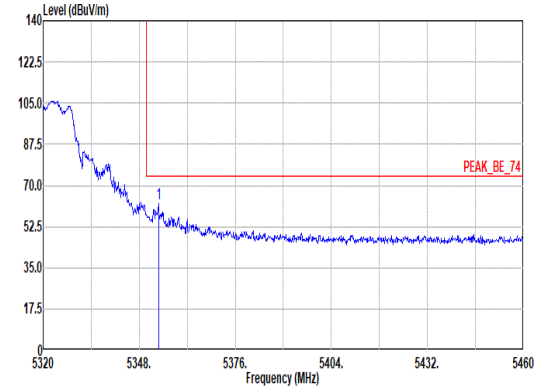 Site : 03CH13-HY Condition: PEAK_BE_74 3m HORN_9120D_1326 VERTICAL : RBW:1000.000kHz VBW:3000.000kHz SWT:Auto Freq Level Limit Line Margin Read Level Ant Factor Cable Loss Preamp Factor Aux Factor APos TPos Remark MHz dBuV/m dBuV/m dB dBuV dB/m dB dB dB cm deg 1 5353.60 62.44 74.00 -11.56 55.86 33.10 10.29 36.81 0.00 400 80 PEAK	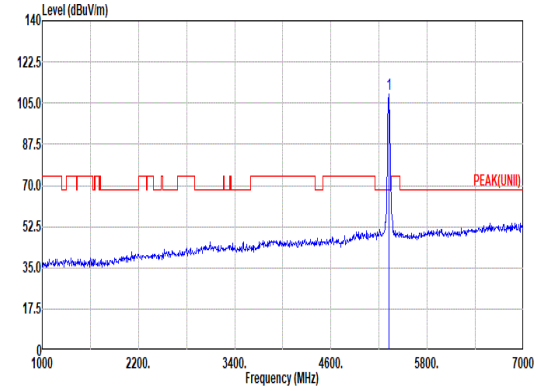 Site : 03CH13-HY Condition: PEAK(UNII) 3m HORN_9120D_1326 VERTICAL : RBW:1000.000kHz VBW:3000.000kHz SWT:Auto Freq Level Limit Line Margin Read Level Ant Factor Cable Loss Preamp Factor Aux Factor APos TPos Remark MHz dBuV/m dBuV/m dB dBuV dB/m dB dB dB cm deg 1 5320.00 108.67 ------ ------ 102.05 33.16 10.28 36.82 0.00 400 80 PEAK
Avg	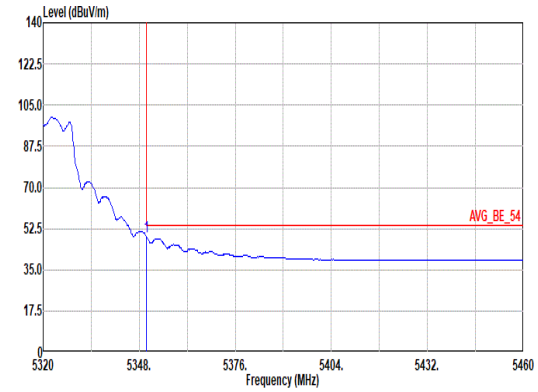 Site : 03CH13-HY Condition: AVG_BE_54 3m HORN_9120D_1326 VERTICAL : RBW:1000.000kHz VBW:0.010kHz SWT:Auto Freq Level Limit Line Margin Read Level Ant Factor Cable Loss Preamp Factor Aux Factor APos TPos Remark MHz dBuV/m dBuV/m dB dBuV dB/m dB dB dB cm deg 1 5350.10 49.19 54.00 -4.81 42.61 33.10 10.29 36.81 0.00 400 80 AVERAGE	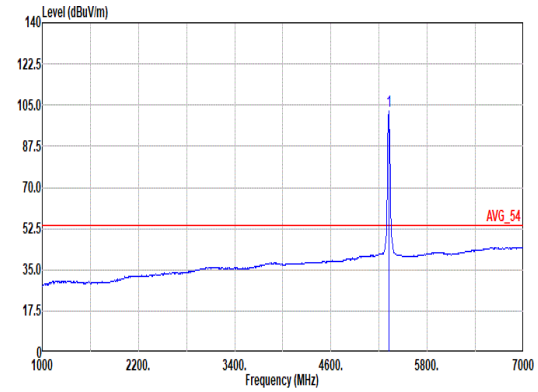 Site : 03CH13-HY Condition: AVG_54 3m HORN_9120D_1326 VERTICAL : RBW:1000.000kHz VBW:0.010kHz SWT:Auto Freq Level Limit Line Margin Read Level Ant Factor Cable Loss Preamp Factor Aux Factor APos TPos Remark MHz dBuV/m dBuV/m dB dBuV dB/m dB dB dB cm deg 1 5320.00 102.59 ------ ------ 95.97 33.16 10.28 36.82 0.00 400 80 AVERAGE

Mode	15	
	Harmonic	
	U-NII-2A_5.25-5.35_802.11a_CH64_5320MHz	
ANT	3+4	
Pol.	Horizontal	Vertical
Peak Avg	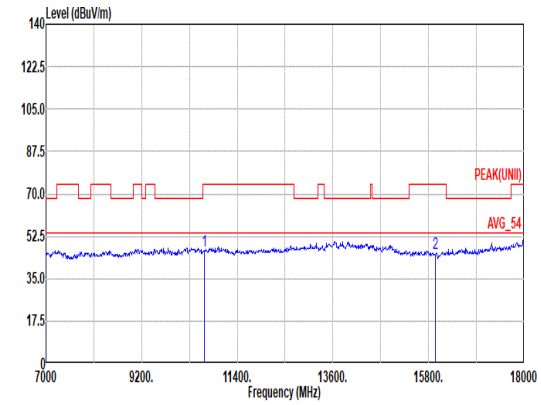 Site : 03CH13-HY Condition: PEAK(UNII) 3m HORN_9120D_1326 HORIZONTAL Freq Level Limit Line Margin Read Level Ant Factor Cable Loss Preamp Factor Aux Factor APos TPos Remark MHz dBuV/m dBuV/m dB dBuV dB/m dB dB dB cm deg 1 10640.00 46.36 74.00 -27.64 47.37 39.38 15.50 56.43 0.54 -- -- PEAK 2 15960.00 45.43 74.00 -28.57 43.79 37.76 19.04 55.99 0.83 -- -- PEAK	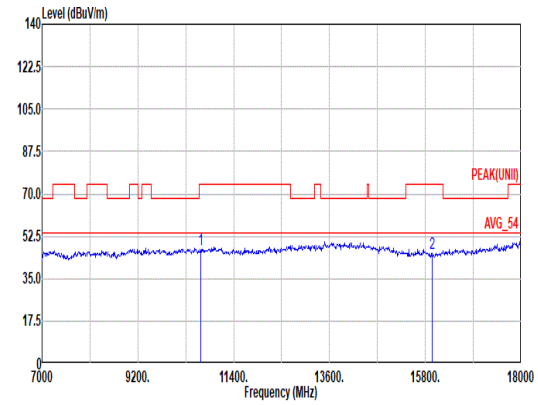 Site : 03CH13-HY Condition: PEAK(UNII) 3m HORN_9120D_1326 VERTICAL Freq Level Limit Line Margin Read Level Ant Factor Cable Loss Preamp Factor Aux Factor APos TPos Remark MHz dBuV/m dBuV/m dB dBuV dB/m dB dB dB cm deg 1 10640.00 46.77 74.00 -27.23 47.78 39.38 15.50 56.43 0.54 -- -- PEAK 2 15960.00 45.43 74.00 -28.57 43.79 37.76 19.04 55.99 0.83 -- -- PEAK

Mode	15	
	Harmonic	
	U-NII-2A_5.25-5.35_802.11a_CH64_5320MHz	
ANT	3+4	
Pol.	Horizontal	Vertical
14.47G ~14.5G Avg	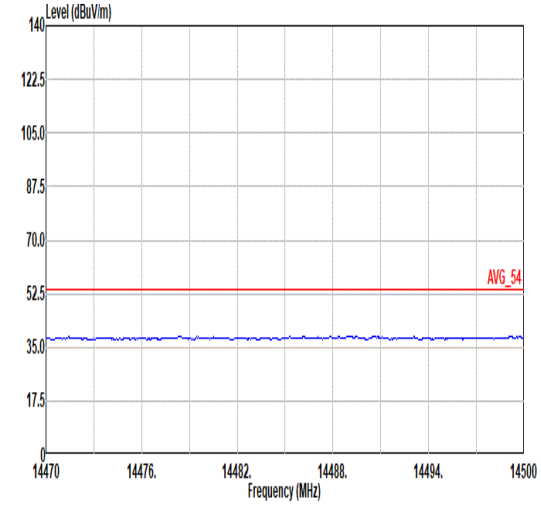 Site : 03CH13-HY Condition: AVG_54 3m HORN_9120D_1326 HORIZONTAL	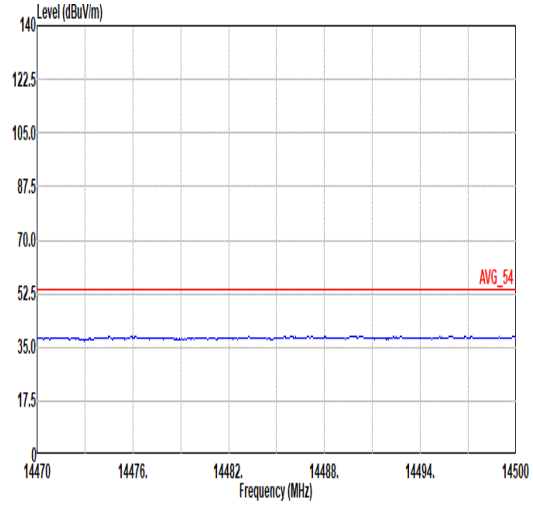 Site : 03CH13-HY Condition: AVG_54 3m HORN_9120D_1326 VERTICAL
17.7G ~18G Avg	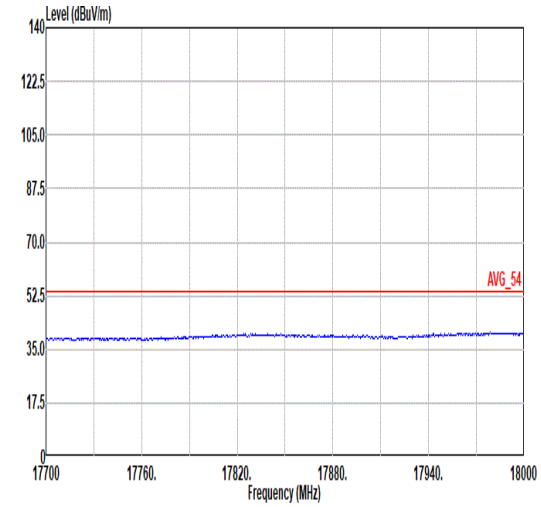 Site : 03CH13-HY Condition: AVG_54 3m HORN_9120D_1326 HORIZONTAL	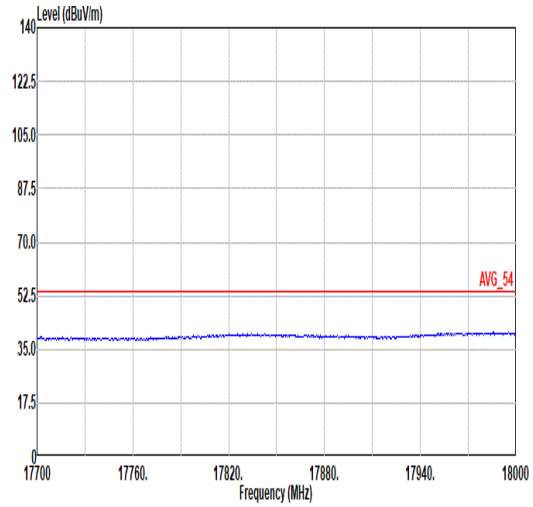 Site : 03CH13-HY Condition: AVG_54 3m HORN_9120D_1326 VERTICAL

Mode	16	
	Band Edge - L	
	U-NII-2A_5.25-5.35_802.11be EHT20_CH52_Full RU_5260MHz	
ANT	3+4	
Pol.	Horizontal	Fundamental
Peak	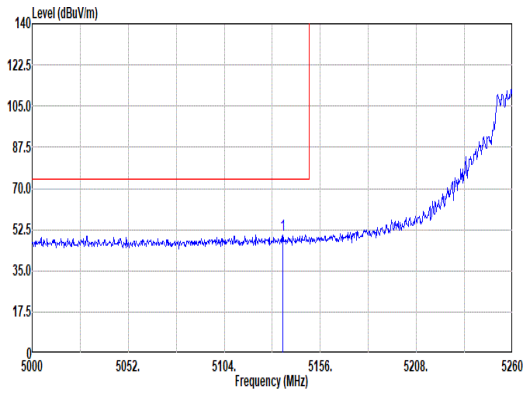 Site : 03CH13-HY Condition: PEAK_BE_74 3m HORN_9120D_1326 HORIZONTAL : RBW:1000.000kHz VBW:3000.000kHz SWT:Auto Freq Level Limit Line Margin Read Level Ant Factor Cable Loss Preamp Factor Aux Factor APos TPos Remark MHz dBuV/m dBuV/m dB dBuV dB/m dB dB dB cm deg 1 5135.72 50.27 74.00 -23.73 43.85 33.17 10.10 36.85 0.00 100 122 PEAK	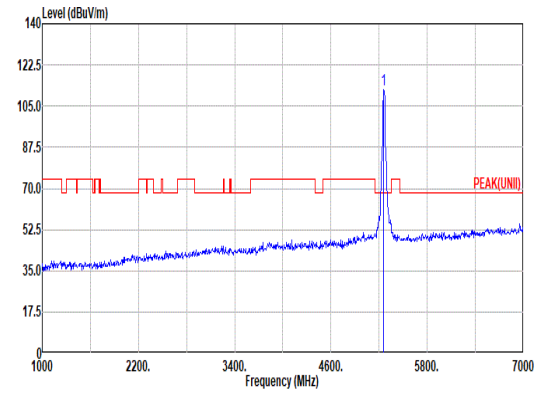 Site : 03CH13-HY Condition: PEAK(UNII) 3m HORN_9120D_1326 HORIZONTAL : RBW:1000.000kHz VBW:3000.000kHz SWT:Auto Freq Level Limit Line Margin Read Level Ant Factor Cable Loss Preamp Factor Aux Factor APos TPos Remark MHz dBuV/m dBuV/m dB dBuV dB/m dB dB dB cm deg 1 5260.00 111.75 ------ ------ 105.13 33.20 10.25 36.83 0.00 100 122 PEAK
Avg	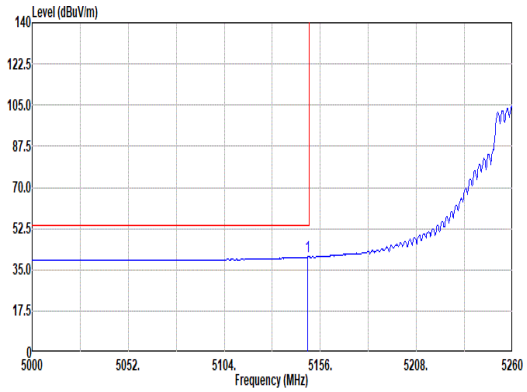 Site : 03CH13-HY Condition: AVG_BE_54 3m HORN_9120D_1326 HORIZONTAL : RBW:1000.000kHz VBW:0.010kHz SWT:Auto Freq Level Limit Line Margin Read Level Ant Factor Cable Loss Preamp Factor Aux Factor APos TPos Remark MHz dBuV/m dBuV/m dB dBuV dB/m dB dB dB cm deg 1 5149.24 40.42 54.00 -13.58 33.94 33.20 10.13 36.85 0.00 100 122 AVERAGE	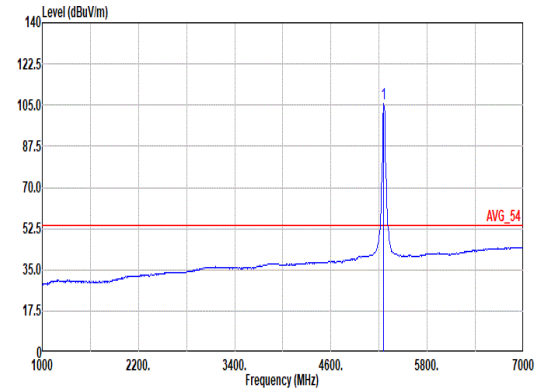 Site : 03CH13-HY Condition: AVG_54 3m HORN_9120D_1326 HORIZONTAL : RBW:1000.000kHz VBW:0.010kHz SWT:Auto Freq Level Limit Line Margin Read Level Ant Factor Cable Loss Preamp Factor Aux Factor APos TPos Remark MHz dBuV/m dBuV/m dB dBuV dB/m dB dB dB cm deg 1 5260.00 105.77 ------ ------ 99.15 33.20 10.25 36.83 0.00 100 122 AVERAGE

Mode	16	
	Band Edge - R	
	U-NII-2A_5.25-5.35_802.11be EHT20_CH52_Full RU_5260MHz	
ANT	3+4	
Pol.	Horizontal	Fundamental
Peak	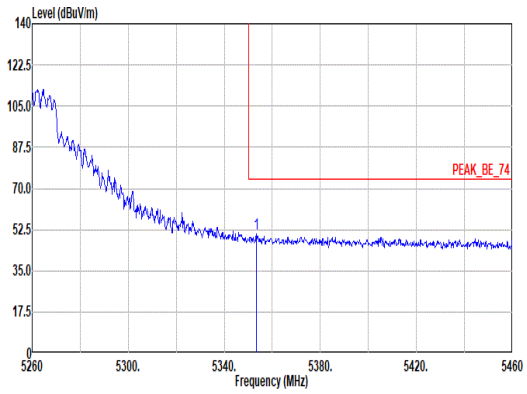 Site : 03CH13-HY Condition: PEAK_BE_74 3m HORN_9120D_1326 HORIZONTAL : RBW:1000.000kHz VBW:3000.000kHz SWT:Auto Limit Read Ant Cable Preamp Aux APos TPos Freq Level Line Margin Level Factor Loss Factor Factor Remark MHz dBuV/m dBuV/m dB dBuV dB/m dB dB dB cm deg 1 5353.40 50.53 74.00 -23.47 43.95 33.10 10.29 36.81 0.00 100 122 PEAK	Blank
Avg	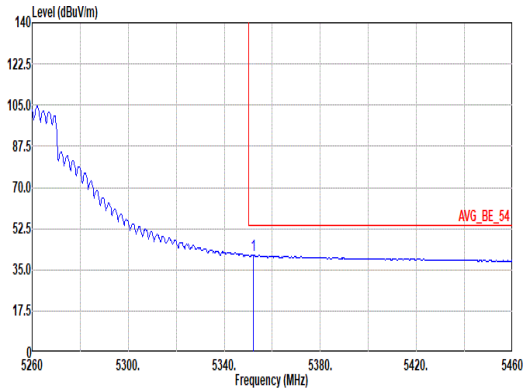 Site : 03CH13-HY Condition: AVG_BE_54 3m HORN_9120D_1326 HORIZONTAL : RBW:1000.000kHz VBW:0.010kHz SWT:Auto Limit Read Ant Cable Preamp Aux APos TPos Freq Level Line Margin Level Factor Loss Factor Factor Remark MHz dBuV/m dBuV/m dB dBuV dB/m dB dB dB cm deg 1 5352.00 41.24 54.00 -12.76 34.66 33.10 10.29 36.81 0.00 100 122 AVERAGE	Blank

Mode	16	
	Band Edge - L	
	U-NII-2A_5.25-5.35_802.11be EHT20_CH52_Full RU_5260MHz	
ANT	3+4	
Pol.	Vertical	Fundamental
Peak	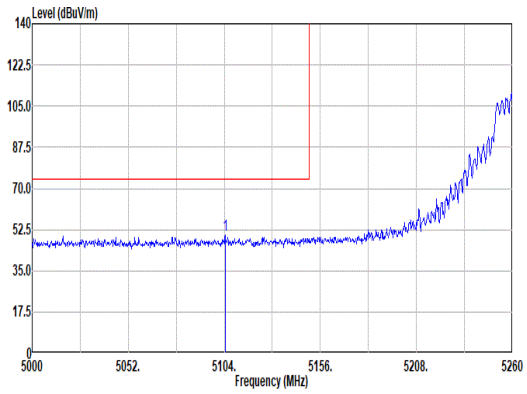 Site : 03CH13-HY Condition: PEAK_BE_74 3m HORN_9120D_1326 VERTICAL : RBW:1000.000kHz VBW:3000.000kHz SWT:Auto Freq Level Limit Line Margin Read Level Ant Factor Cable Loss Preamp Factor Aux Factor APos TPos Remark MHz dBuV/m dBuV/m dB dBuV dB/m dB dB dB cm deg 1 5104.52 50.26 74.00 -23.74 43.96 33.11 10.04 36.85 0.00 156 92 PEAK	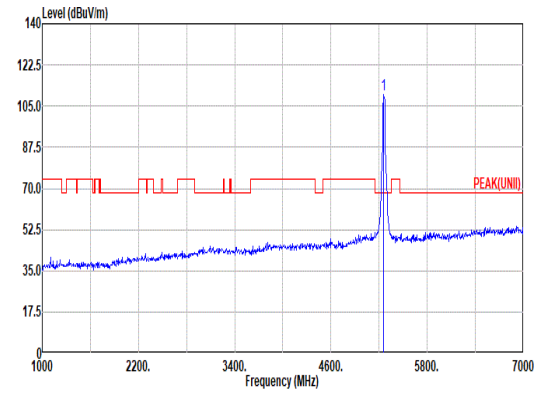 Site : 03CH13-HY Condition: PEAK(UNII) 3m HORN_9120D_1326 VERTICAL : RBW:1000.000kHz VBW:3000.000kHz SWT:Auto Freq Level Limit Line Margin Read Level Ant Factor Cable Loss Preamp Factor Aux Factor APos TPos Remark MHz dBuV/m dBuV/m dB dBuV dB/m dB dB dB cm deg 1 5260.00 109.84 ------ ------ 103.22 33.20 10.25 36.83 0.00 156 92 PEAK
Avg	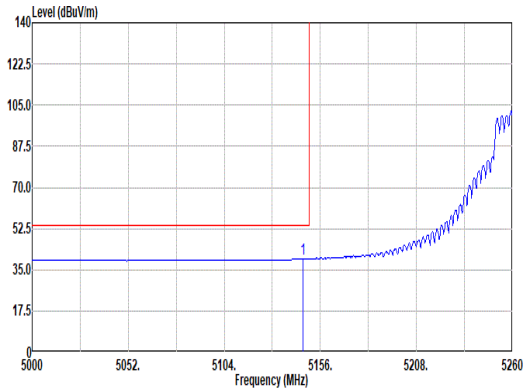 Site : 03CH13-HY Condition: AVG_BE_54 3m HORN_9120D_1326 VERTICAL : RBW:1000.000kHz VBW:0.010kHz SWT:Auto Freq Level Limit Line Margin Read Level Ant Factor Cable Loss Preamp Factor Aux Factor APos TPos Remark MHz dBuV/m dBuV/m dB dBuV dB/m dB dB dB cm deg 1 5146.64 39.73 54.00 -14.27 33.27 33.19 10.12 36.85 0.00 156 92 AVERAGE	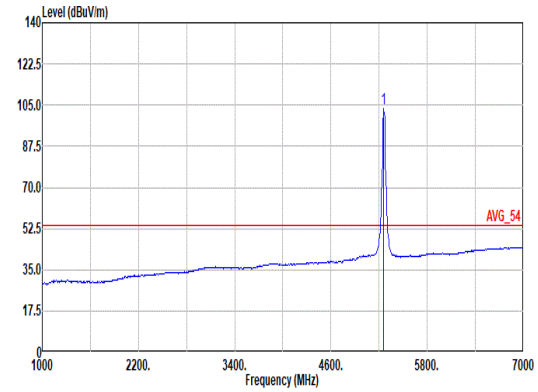 Site : 03CH13-HY Condition: AVG_54 3m HORN_9120D_1326 VERTICAL : RBW:1000.000kHz VBW:0.010kHz SWT:Auto Freq Level Limit Line Margin Read Level Ant Factor Cable Loss Preamp Factor Aux Factor APos TPos Remark MHz dBuV/m dBuV/m dB dBuV dB/m dB dB dB cm deg 1 5260.00 103.68 ------ ------ 97.06 33.20 10.25 36.83 0.00 156 92 AVERAGE

Mode	16	
	Band Edge - R	
	U-NII-2A_5.25-5.35_802.11be EHT20_CH52_Full RU_5260MHz	
ANT	3+4	
Pol.	Vertical	Fundamental
Peak	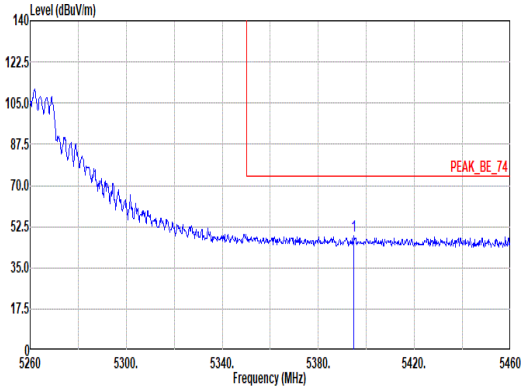 Site : 03CH13-HY Condition: PEAK_BE_74 3m HORN_9120D_1326 VERTICAL : RBW:1000.000kHz VBW:3000.000kHz SWT:Auto Limit Read Ant Cable Preamp Aux APos TPos Freq Level Line Margin Level Factor Loss Factor Factor Remark MHz dBuV/m dBuV/m dB dBuV dB/m dB dB dB cm deg 1 5394.80 48.57 74.00 -25.43 41.97 33.10 10.31 36.81 0.00 156 92 PEAK	Blank
Avg	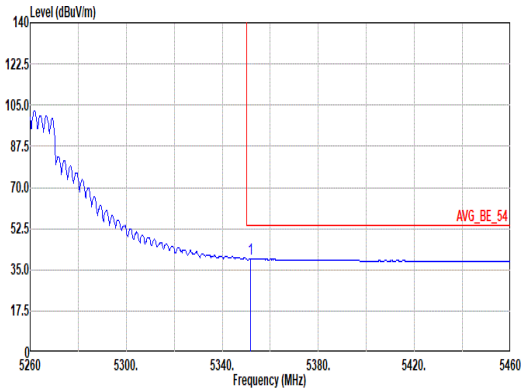 Site : 03CH13-HY Condition: AVG_BE_54 3m HORN_9120D_1326 VERTICAL : RBW:1000.000kHz VBW:0.010kHz SWT:Auto Limit Read Ant Cable Preamp Aux APos TPos Freq Level Line Margin Level Factor Loss Factor Factor Remark MHz dBuV/m dBuV/m dB dBuV dB/m dB dB dB cm deg 1 5351.80 39.86 54.00 -14.14 33.28 33.10 10.29 36.81 0.00 156 92 AVERAGE	Blank

Mode	16	
	Harmonic	
	U-NII-2A_5.25-5.35_802.11be EHT20_CH52_Full RU_5260MHz	
ANT	3+4	
Pol.	Horizontal	Vertical
Peak Avg	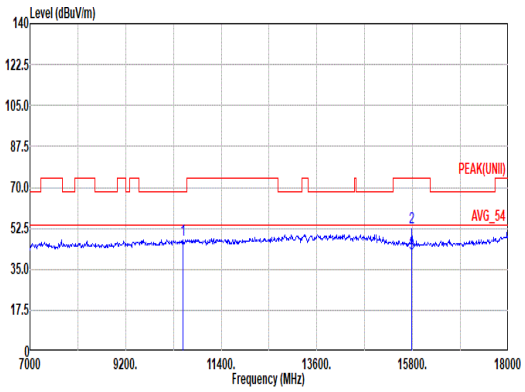 Site : 03CH13-HY Condition: PEAK(UNII) 3m HORN_9120D_1326 HORIZONTAL Mode : 13 Freq Level Limit Line Margin Read Level Ant Factor Cable Loss Preamp Factor Aux Factor APos TPos Remark MHz dBuV/m dBuV/m dB dBuV dB/m dB dB dB cm deg 1 10520.00 47.58 68.20 -20.62 49.18 38.90 15.44 56.48 0.54 -- -- PEAK 2 15780.00 52.77 74.00 -21.23 51.15 38.02 18.93 56.15 0.82 278 349 PEAK 3 15780.00 41.77 54.00 -12.23 40.15 38.02 18.93 56.15 0.82 278 349 Average	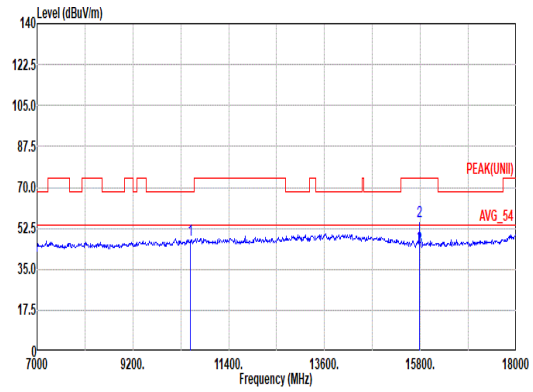 Site : 03CH13-HY Condition: PEAK(UNII) 3m HORN_9120D_1326 VERTICAL Mode : 13 Freq Level Limit Line Margin Read Level Ant Factor Cable Loss Preamp Factor Aux Factor APos TPos Remark MHz dBuV/m dBuV/m dB dBuV dB/m dB dB dB cm deg 1 10520.00 47.53 68.20 -20.67 49.13 38.90 15.44 56.48 0.54 -- -- PEAK 2 15780.00 55.32 74.00 -18.68 53.70 38.02 18.93 56.15 0.82 100 10 PEAK 3 15780.00 44.34 54.00 -9.66 42.72 38.02 18.93 56.15 0.82 100 10 Average

Mode	16	
	Harmonic	
	U-NII-2A_5.25-5.35_802.11be EHT20_CH52_Full RU_5260MHz	
ANT	3+4	
Pol.	Horizontal	Vertical
14.47G ~14.5G Avg	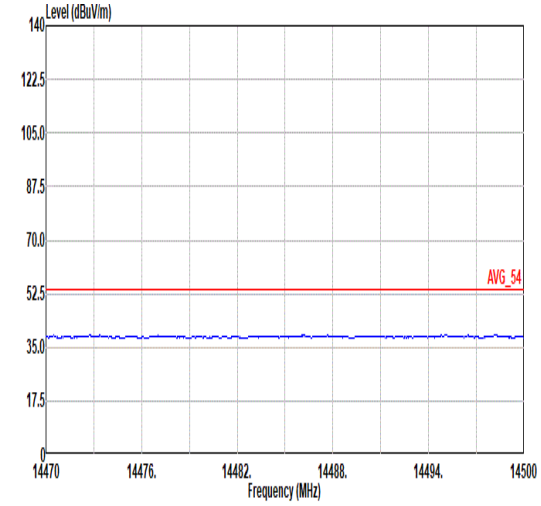 Site : 03CH13-HY Condition: AVG_54 3m HORN_9120D_1326 HORIZONTAL Mode : 13	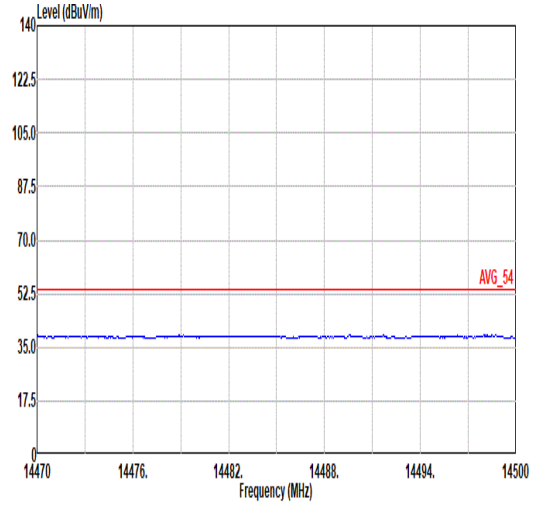 Site : 03CH13-HY Condition: AVG_54 3m HORN_9120D_1326 VERTICAL Mode : 13
17.7G ~18G Avg	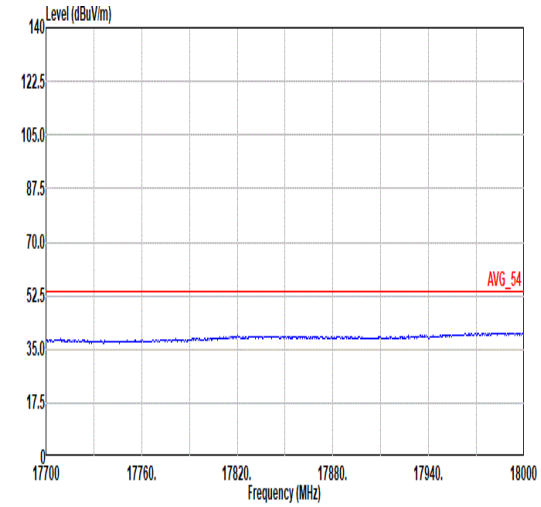 Site : 03CH13-HY Condition: AVG_54 3m HORN_9120D_1326 HORIZONTAL Mode : 13	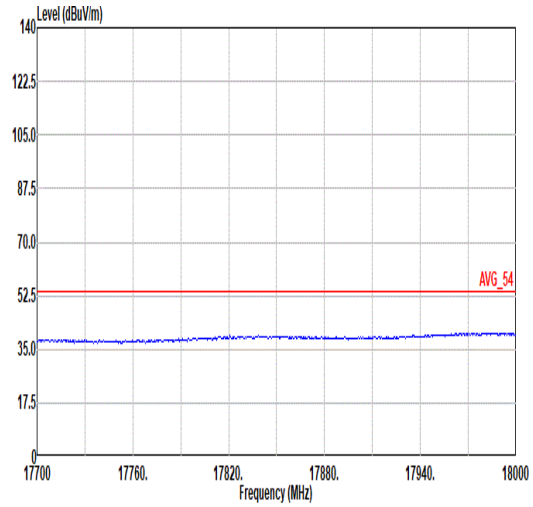 Site : 03CH13-HY Condition: AVG_54 3m HORN_9120D_1326 VERTICAL Mode : 13

Mode	17	
	Band Edge - L	
	U-NII-2A_5.25-5.35_802.11be EHT20_CH60_Full RU_5300MHz	
ANT	3+4	
Pol.	Horizontal	Fundamental
Peak	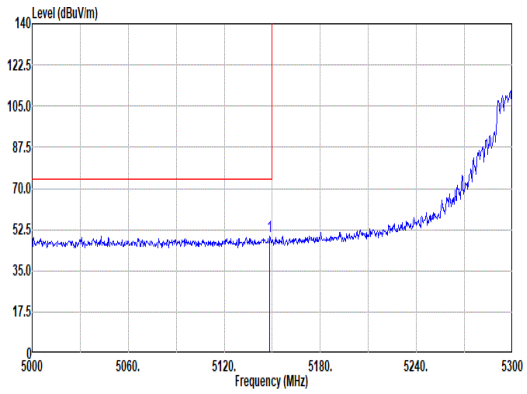 Site : 03CH13-HY Condition: PEAK_BE_74 3m HORN_9120D_1326 HORIZONTAL : RBW:1000.000kHz VBW:3000.000kHz SWT:Auto Freq Level Limit Line Margin Read Level Ant Factor Cable Loss Preamp Factor Aux Factor APos TPos Remark MHz dBuV/m dBuV/m dB dBuV dB/m dB dB dB cm deg 1 5148.50 49.58 74.00 -24.42 43.10 33.20 10.13 36.85 0.00 100 119 PEAK	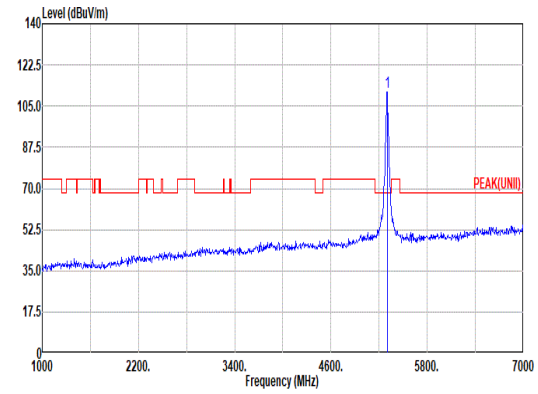 Site : 03CH13-HY Condition: PEAK(UNII) 3m HORN_9120D_1326 HORIZONTAL : RBW:1000.000kHz VBW:3000.000kHz SWT:Auto Freq Level Limit Line Margin Read Level Ant Factor Cable Loss Preamp Factor Aux Factor APos TPos Remark MHz dBuV/m dBuV/m dB dBuV dB/m dB dB dB cm deg 1 5300.00 110.92 ------ ------ 104.27 33.20 10.27 36.82 0.00 100 119 PEAK
Avg	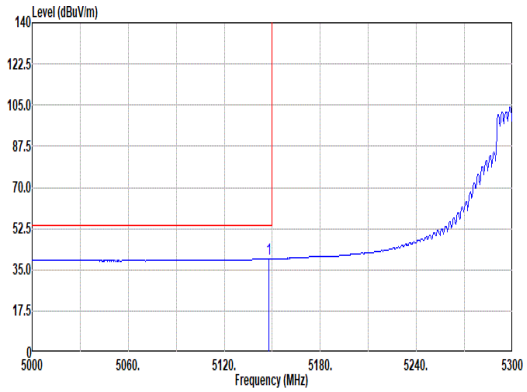 Site : 03CH13-HY Condition: AVG_BE_54 3m HORN_9120D_1326 HORIZONTAL : RBW:1000.000kHz VBW:0.010kHz SWT:Auto Freq Level Limit Line Margin Read Level Ant Factor Cable Loss Preamp Factor Aux Factor APos TPos Remark MHz dBuV/m dBuV/m dB dBuV dB/m dB dB dB cm deg 1 5147.60 39.78 54.00 -14.22 33.30 33.20 10.13 36.85 0.00 100 119 AVERAGE	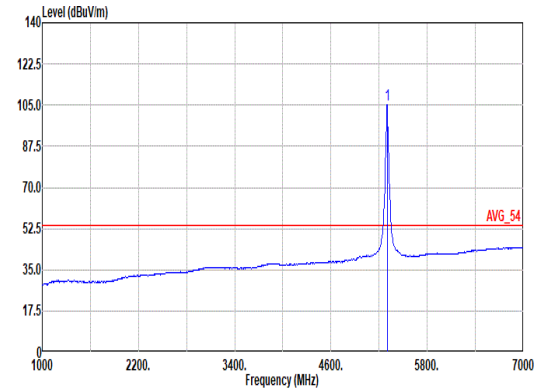 Site : 03CH13-HY Condition: AVG_54 3m HORN_9120D_1326 HORIZONTAL : RBW:1000.000kHz VBW:0.010kHz SWT:Auto Freq Level Limit Line Margin Read Level Ant Factor Cable Loss Preamp Factor Aux Factor APos TPos Remark MHz dBuV/m dBuV/m dB dBuV dB/m dB dB dB cm deg 1 5300.00 105.21 ------ ------ 98.56 33.20 10.27 36.82 0.00 100 119 AVERAGE

Mode	17	
	Band Edge - R	
	U-NII-2A_5.25-5.35_802.11be EHT20_CH60_Full RU_5300MHz	
ANT	3+4	
Pol.	Horizontal	Fundamental
Peak	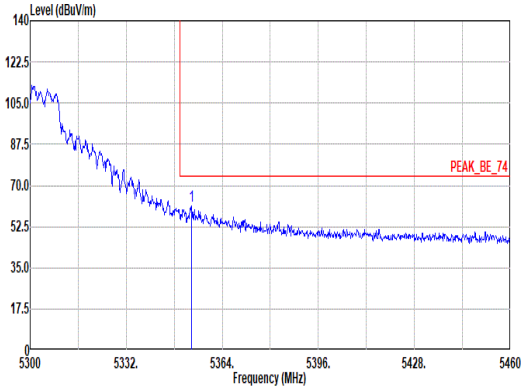 Site : 03CH13-HY Condition: PEAK_BE_74 3m HORN_9120D_1326 HORIZONTAL : RBW:1000.000kHz VBW:3000.000kHz SWT:Auto Limit Read Ant Cable Preamp Aux APos TPos Freq Level Line Margin Level Factor Loss Factor Factor Remark MHz dBuV/m dBuV/m dB dBuV dB/m dB dB dB cm deg 1 5353.76 61.54 74.00 -12.46 54.96 33.10 10.29 36.81 0.00 100 119 PEAK	Blank
Avg	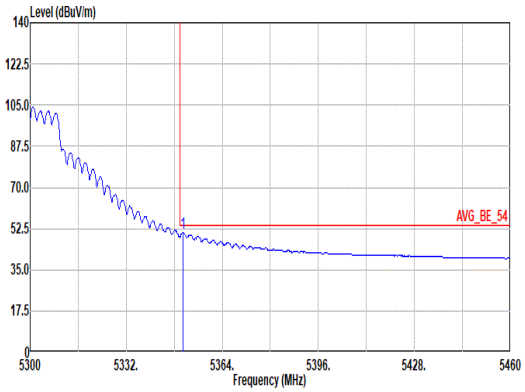 Site : 03CH13-HY Condition: AVG_BE_54 3m HORN_9120D_1326 HORIZONTAL : RBW:1000.000kHz VBW:0.010kHz SWT:Auto Limit Read Ant Cable Preamp Aux APos TPos Freq Level Line Margin Level Factor Loss Factor Factor Remark MHz dBuV/m dBuV/m dB dBuV dB/m dB dB dB cm deg 1 5350.88 50.85 54.00 -3.15 44.27 33.10 10.29 36.81 0.00 100 119 AVERAGE	Blank

Mode	17	
	Band Edge - L	
	U-NII-2A_5.25-5.35_802.11be EHT20_CH60_Full RU_5300MHz	
ANT	3+4	
Pol.	Vertical	Fundamental
Peak	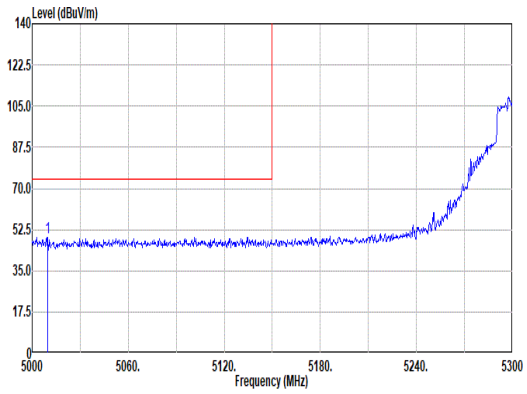 Site : 03CH13-HY Condition: PEAK_BE_74 3m HORN_9120D_1326 VERTICAL : RBW:1000.000kHz VBW:3000.000kHz SWT:Auto Freq Level Limit Line Margin Read Level Ant Factor Cable Loss Preamp Factor Aux Factor APos TPos Remark MHz dBuV/m dBuV/m dB dBuV dB/m dB dB dB cm deg 1 5009.90 49.15 74.00 -24.85 42.89 33.28 9.85 36.87 0.00 399 81 PEAK	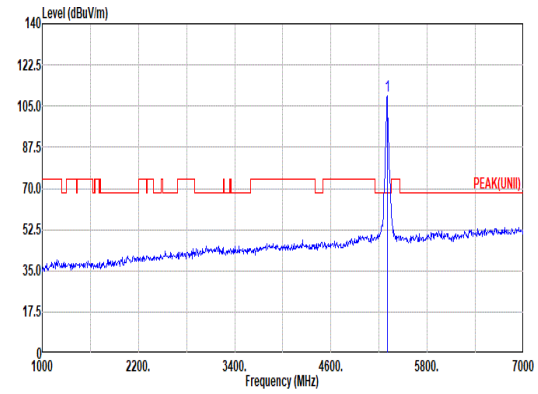 Site : 03CH13-HY Condition: PEAK(UNII) 3m HORN_9120D_1326 VERTICAL : RBW:1000.000kHz VBW:3000.000kHz SWT:Auto Freq Level Limit Line Margin Read Level Ant Factor Cable Loss Preamp Factor Aux Factor APos TPos Remark MHz dBuV/m dBuV/m dB dBuV dB/m dB dB dB cm deg 1 5300.00 109.30 ------ ------ 102.65 33.20 10.27 36.82 0.00 399 81 PEAK
Avg	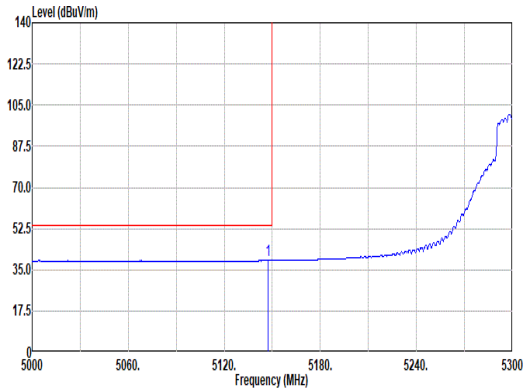 Site : 03CH13-HY Condition: AVG_BE_54 3m HORN_9120D_1326 VERTICAL : RBW:1000.000kHz VBW:0.010kHz SWT:Auto Freq Level Limit Line Margin Read Level Ant Factor Cable Loss Preamp Factor Aux Factor APos TPos Remark MHz dBuV/m dBuV/m dB dBuV dB/m dB dB dB cm deg 1 5147.30 38.96 54.00 -15.04 32.50 33.19 10.12 36.85 0.00 399 81 AVERAGE	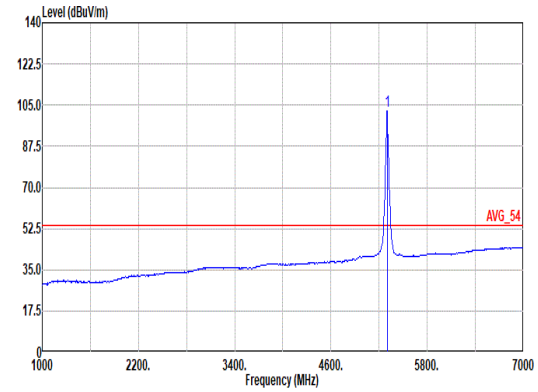 Site : 03CH13-HY Condition: AVG_54 3m HORN_9120D_1326 VERTICAL : RBW:1000.000kHz VBW:0.010kHz SWT:Auto Freq Level Limit Line Margin Read Level Ant Factor Cable Loss Preamp Factor Aux Factor APos TPos Remark MHz dBuV/m dBuV/m dB dBuV dB/m dB dB dB cm deg 1 5300.00 102.55 ------ ------ 95.90 33.20 10.27 36.82 0.00 399 81 AVERAGE

Mode	17	
	Band Edge - R	
	U-NII-2A_5.25-5.35_802.11be EHT20_CH60_Full RU_5300MHz	
ANT	3+4	
Pol.	Vertical	Fundamental
Peak	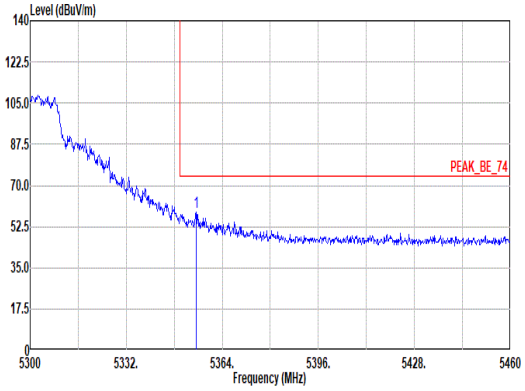 Site : 03CH13-HY Condition: PEAK_BE_74 3m HORN_9120D_1326 VERTICAL : RBW:1000.000kHz VBW:3000.000kHz SWT:Auto Limit Read Ant Cable Preamp Aux APos TPos Freq Level Line Margin Level Factor Loss Factor Factor Remark MHz dBuV/m dBuV/m dB dBuV dB/m dB dB dB cm deg 1 5355.20 58.90 74.00 -15.10 52.32 33.10 10.29 36.81 0.00 399 81 PEAK	Blank
Avg	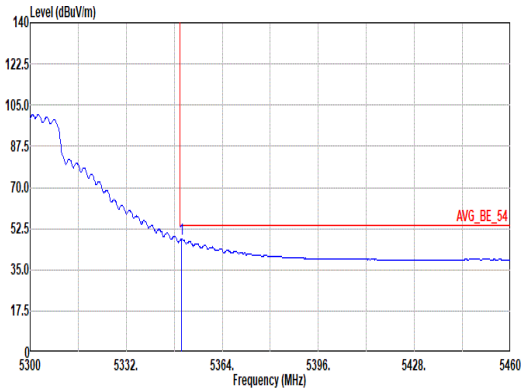 Site : 03CH13-HY Condition: AVG_BE_54 3m HORN_9120D_1326 VERTICAL : RBW:1000.000kHz VBW:0.010kHz SWT:Auto Limit Read Ant Cable Preamp Aux APos TPos Freq Level Line Margin Level Factor Loss Factor Factor Remark MHz dBuV/m dBuV/m dB dBuV dB/m dB dB dB cm deg 1 5350.40 48.09 54.00 -5.91 41.51 33.10 10.29 36.81 0.00 399 81 AVERAGE	Blank

Mode	17	
	Harmonic	
	U-NII-2A_5.25-5.35_802.11be EHT20_CH60_Full RU_5300MHz	
ANT	3+4	
Pol.	Horizontal	Vertical
Peak Avg	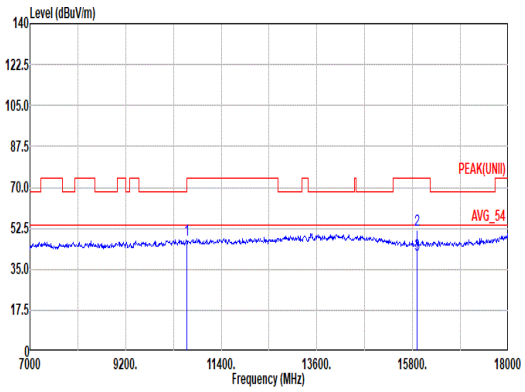 Site : 03CH13-HY Condition: PEAK(UNII) 3m HORN_9120D_1326 HORIZONTAL Mode : 14 Freq Level Limit Line Margin Read Level Ant Factor Cable Loss Preamp Factor Aux Factor APos TPos Remark MHz dBuV/m dBuV/m dB dBuV dB/m dB dB dB cm deg 1 10600.00 47.56 74.00 -26.44 48.69 39.30 15.48 56.45 0.54 -- -- PEAK 2 15900.00 51.57 74.00 -22.43 49.77 38.00 19.01 56.04 0.83 273 349 PEAK 3 15900.00 40.99 54.00 -13.01 39.19 38.00 19.01 56.04 0.83 273 349 Average	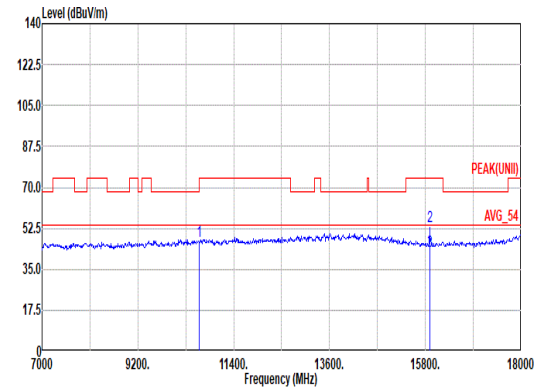 Site : 03CH13-HY Condition: PEAK(UNII) 3m HORN_9120D_1326 VERTICAL Mode : 14 Freq Level Limit Line Margin Read Level Ant Factor Cable Loss Preamp Factor Aux Factor APos TPos Remark MHz dBuV/m dBuV/m dB dBuV dB/m dB dB dB cm deg 1 10600.00 46.88 74.00 -27.12 48.01 39.30 15.48 56.45 0.54 -- -- PEAK 2 15900.00 53.61 74.00 -20.39 51.81 38.00 19.01 56.04 0.83 100 10 PEAK 3 15900.00 42.55 54.00 -11.45 40.75 38.00 19.01 56.04 0.83 100 10 Average

Mode	17	
	Harmonic	
	U-NII-2A_5.25-5.35_802.11be EHT20_CH60_Full RU_5300MHz	
ANT	3+4	
Pol.	Horizontal	Vertical
14.47G ~14.5G Avg	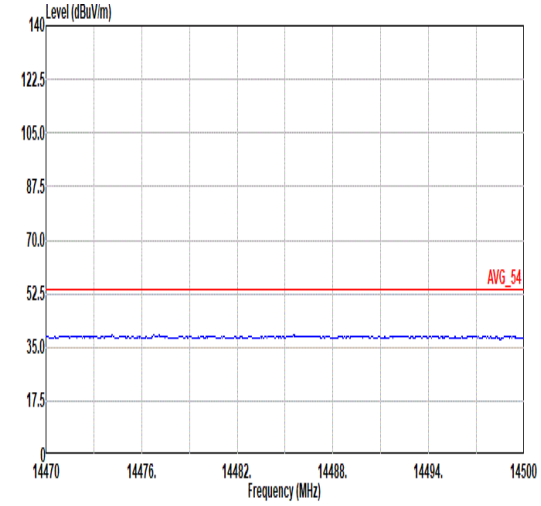 Site : 03CH13-HY Condition: AVG_54 3m HORN_9120D_1326 HORIZONTAL Mode : 14	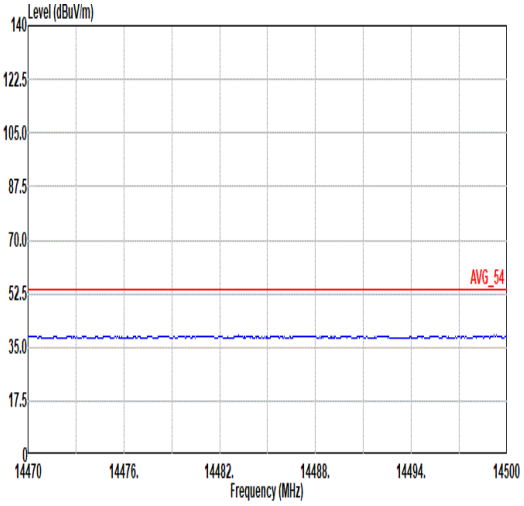 Site : 03CH13-HY Condition: AVG_54 3m HORN_9120D_1326 VERTICAL Mode : 14
17.7G ~18G Avg	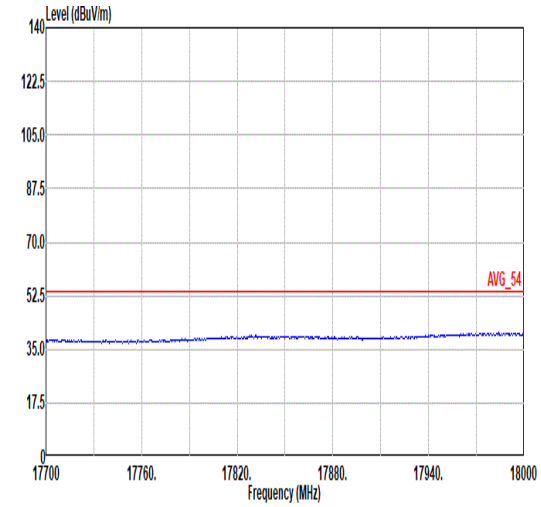 Site : 03CH13-HY Condition: AVG_54 3m HORN_9120D_1326 HORIZONTAL Mode : 14	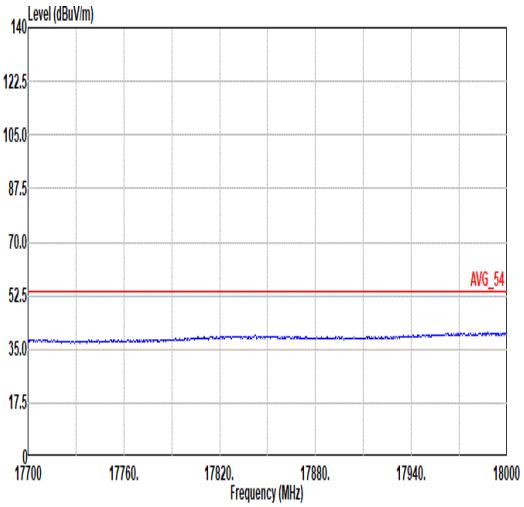 Site : 03CH13-HY Condition: AVG_54 3m HORN_9120D_1326 VERTICAL Mode : 14

Mode	18	
	Band Edge	
	U-NII-2A_5.25-5.35_802.11be EHT20_CH64_Full RU_5320MHz	
ANT	3+4	
Pol.	Horizontal	Fundamental
Peak	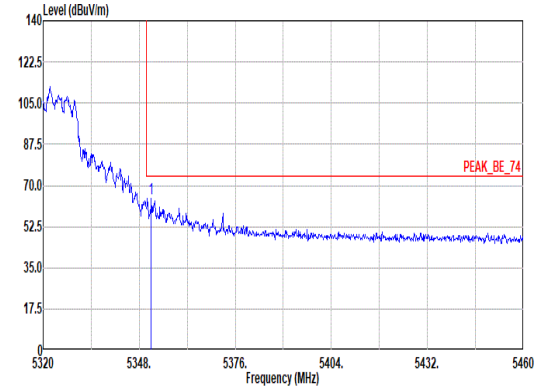 Site : 03CH13-HY Condition: PEAK_BE_74 3m HORN_9120D_1326 HORIZONTAL : RBW:1000.000kHz VBW:3000.000kHz SWT:Auto Freq Level Limit Line Margin Read Level Ant Factor Cable Loss Preamp Factor Aux Factor APos TPos Remark MHz dBuV/m dBuV/m dB dBuV dB/m dB dB dB cm deg 1 5351.50 64.61 74.00 -9.39 58.03 33.10 10.29 36.81 0.00 100 125 PEAK	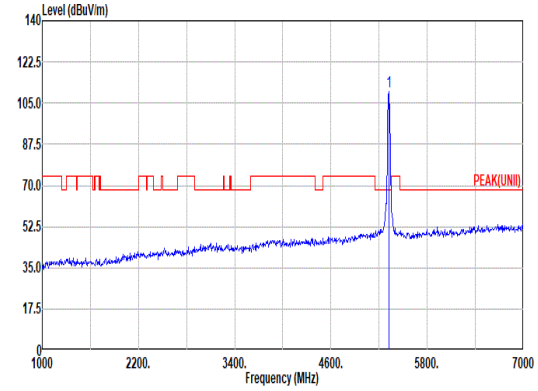 Site : 03CH13-HY Condition: PEAK(UNII) 3m HORN_9120D_1326 HORIZONTAL : RBW:1000.000kHz VBW:3000.000kHz SWT:Auto Freq Level Limit Line Margin Read Level Ant Factor Cable Loss Preamp Factor Aux Factor APos TPos Remark MHz dBuV/m dBuV/m dB dBuV dB/m dB dB dB cm deg 1 5320.00 109.68 ------ ------ 103.06 33.16 10.28 36.82 0.00 100 125 PEAK
Avg	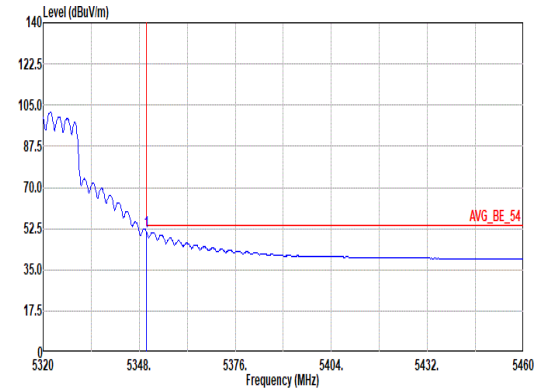 Site : 03CH13-HY Condition: AVG_BE_54 3m HORN_9120D_1326 HORIZONTAL : RBW:1000.000kHz VBW:0.010kHz SWT:Auto Freq Level Limit Line Margin Read Level Ant Factor Cable Loss Preamp Factor Aux Factor APos TPos Remark MHz dBuV/m dBuV/m dB dBuV dB/m dB dB dB cm deg 1 5350.10 51.32 54.00 -2.68 44.74 33.10 10.29 36.81 0.00 100 125 AVERAGE	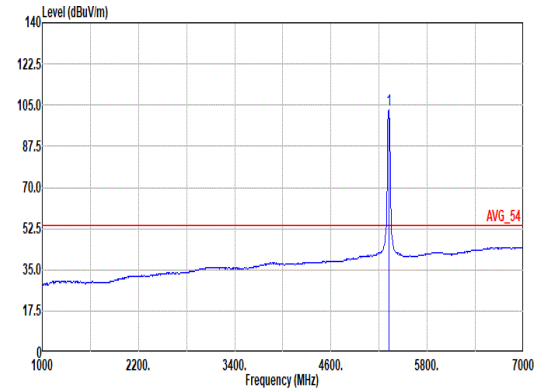 Site : 03CH13-HY Condition: AVG_54 3m HORN_9120D_1326 HORIZONTAL : RBW:1000.000kHz VBW:0.010kHz SWT:Auto Freq Level Limit Line Margin Read Level Ant Factor Cable Loss Preamp Factor Aux Factor APos TPos Remark MHz dBuV/m dBuV/m dB dBuV dB/m dB dB dB cm deg 1 5320.00 103.02 ------ ------ 96.40 33.16 10.28 36.82 0.00 100 125 AVERAGE

Mode	18	
	Band Edge	
	U-NII-2A_5.25-5.35_802.11be EHT20_CH64_Full RU_5320MHz	
ANT	3+4	
Pol.	Vertical	Fundamental
Peak	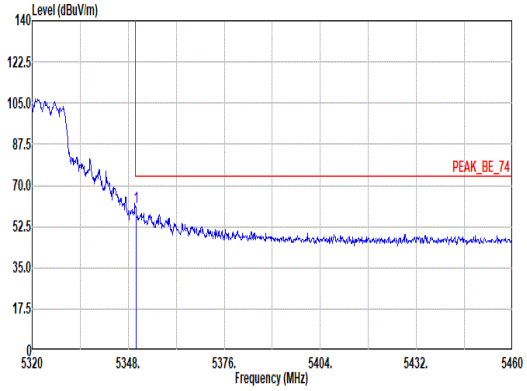 Site : 03CH13-HY Condition: PEAK_BE_74 3m HORN_9120D_1326 VERTICAL : RBW:1000.000kHz VBW:3000.000kHz SWT:Auto Freq Level Limit Line Margin Read Level Ant Factor Cable Loss Preamp Factor Aux Factor APos TPos Remark MHz dBuV/m dBuV/m dB dBuV dB/m dB dB dB cm deg 1 5350.24 60.63 74.00 -13.37 54.05 33.10 10.29 36.81 0.00 400 82 PEAK	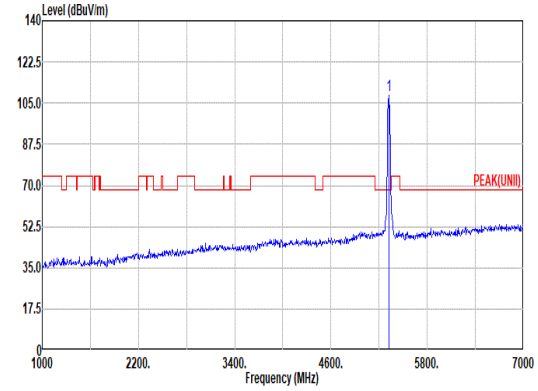 Site : 03CH13-HY Condition: PEAK(UNII) 3m HORN_9120D_1326 VERTICAL : RBW:1000.000kHz VBW:3000.000kHz SWT:Auto Freq Level Limit Line Margin Read Level Ant Factor Cable Loss Preamp Factor Aux Factor APos TPos Remark MHz dBuV/m dBuV/m dB dBuV dB/m dB dB dB cm deg 1 5320.00 108.26 ------ ------ 101.64 33.16 10.28 36.82 0.00 400 82 PEAK
Avg	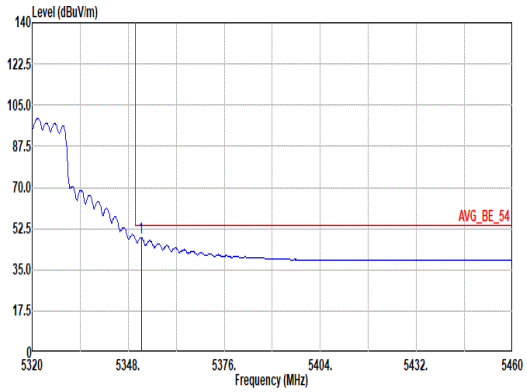 Site : 03CH13-HY Condition: AVG_BE_54 3m HORN_9120D_1326 VERTICAL : RBW:1000.000kHz VBW:0.010kHz SWT:Auto Freq Level Limit Line Margin Read Level Ant Factor Cable Loss Preamp Factor Aux Factor APos TPos Remark MHz dBuV/m dBuV/m dB dBuV dB/m dB dB dB cm deg 1 5351.78 48.53 54.00 -5.47 41.95 33.10 10.29 36.81 0.00 400 82 AVERAGE	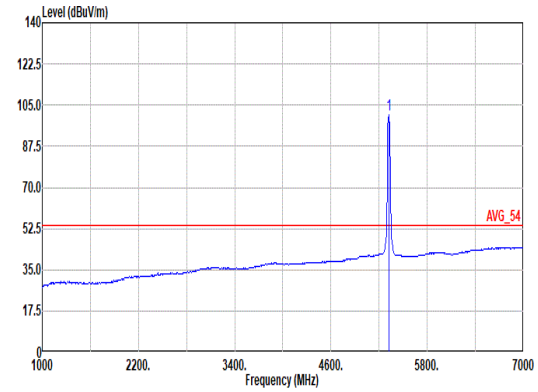 Site : 03CH13-HY Condition: AVG_54 3m HORN_9120D_1326 VERTICAL : RBW:1000.000kHz VBW:0.010kHz SWT:Auto Freq Level Limit Line Margin Read Level Ant Factor Cable Loss Preamp Factor Aux Factor APos TPos Remark MHz dBuV/m dBuV/m dB dBuV dB/m dB dB dB cm deg 1 5320.00 100.81 ------ ------ 94.19 33.16 10.28 36.82 0.00 400 82 AVERAGE

Mode	18	
	Harmonic	
	U-NII-2A_5.25-5.35_802.11be EHT20_CH64_Full RU_5320MHz	
ANT	3+4	
Pol.	Horizontal	Vertical
Peak Avg	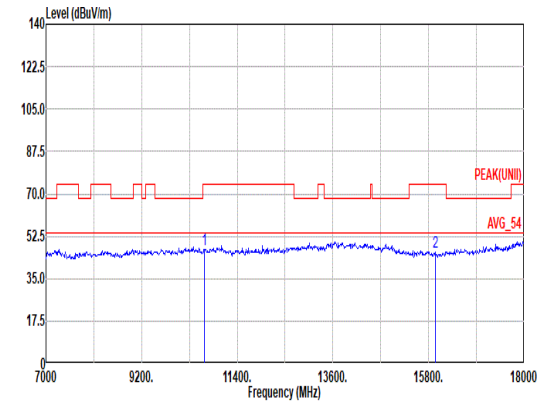 Site : 03CH13-HY Condition: PEAK(UNII) 3m HORN_9120D_1326 HORIZONTAL Mode : 18 Freq Level Limit Line Margin Read Level Ant Factor Cable Loss Preamp Factor Aux Factor APos TPos Remark MHz dBuV/m dBuV/m dB dBuV dB/m dB dB dB cm deg 1 10640.00 47.10 74.00 -26.90 48.11 39.38 15.50 56.43 0.54 -- -- PEAK 2 15960.00 46.18 74.00 -27.82 44.54 37.76 19.04 55.99 0.83 -- -- PEAK	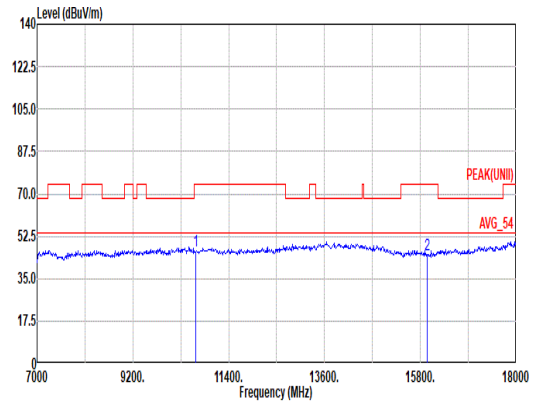 Site : 03CH13-HY Condition: PEAK(UNII) 3m HORN_9120D_1326 VERTICAL Mode : 18 Freq Level Limit Line Margin Read Level Ant Factor Cable Loss Preamp Factor Aux Factor APos TPos Remark MHz dBuV/m dBuV/m dB dBuV dB/m dB dB dB cm deg 1 10640.00 46.26 74.00 -27.74 47.27 39.38 15.50 56.43 0.54 -- -- PEAK 2 15960.00 44.81 74.00 -29.19 43.17 37.76 19.04 55.99 0.83 -- -- PEAK

Mode	18	
	Harmonic	
	U-NII-2A_5.25-5.35_802.11be EHT20_CH64_Full RU_5320MHz	
ANT	3+4	
Pol.	Horizontal	Vertical
14.47G ~14.5G Avg	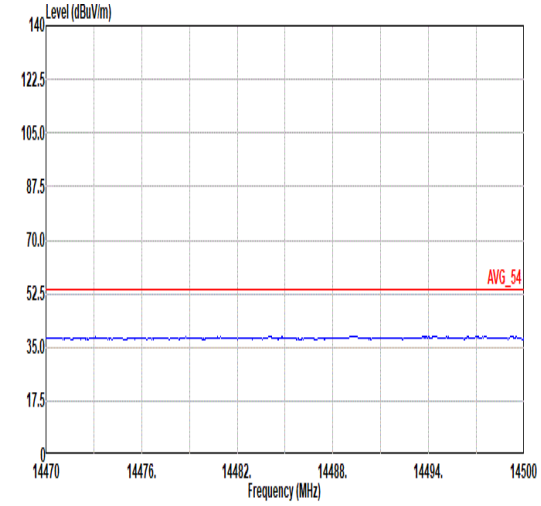 Site : 03CH13-HY Condition: AVG_54 3m HORN_9120D_1326 HORIZONTAL Mode : 18	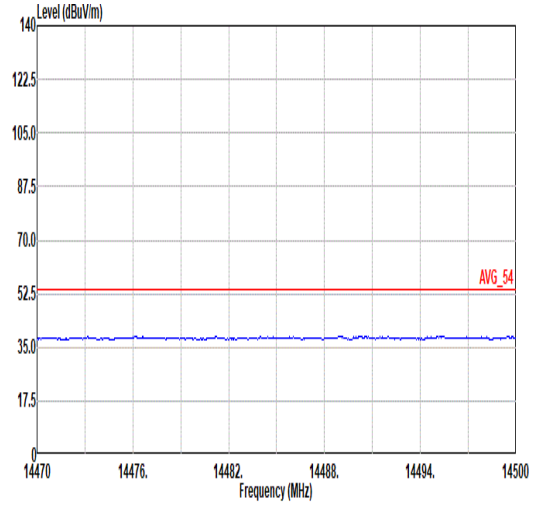 Site : 03CH13-HY Condition: AVG_54 3m HORN_9120D_1326 VERTICAL Mode : 18
17.7G ~18G Avg	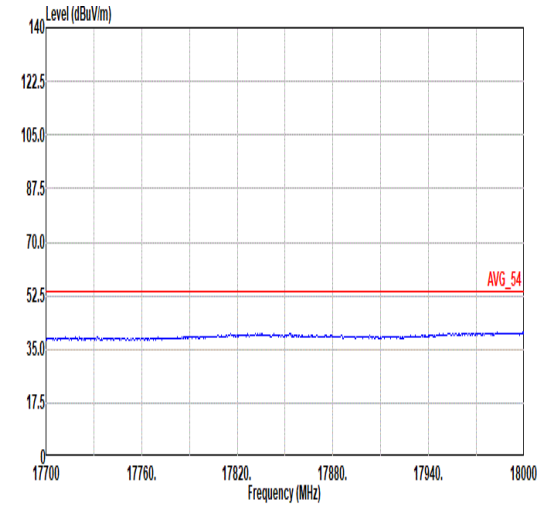 Site : 03CH13-HY Condition: AVG_54 3m HORN_9120D_1326 HORIZONTAL Mode : 18	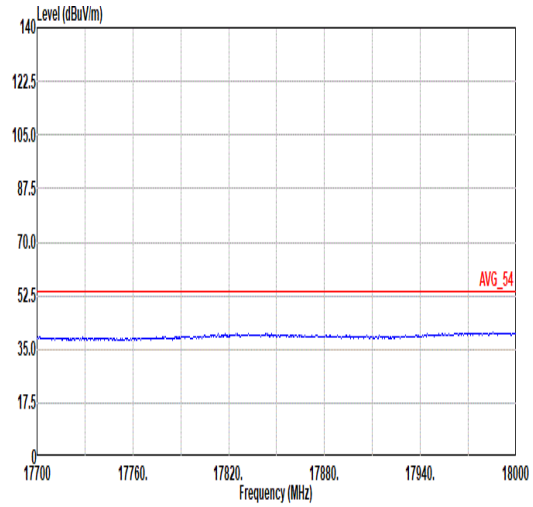 Site : 03CH13-HY Condition: AVG_54 3m HORN_9120D_1326 VERTICAL Mode : 18

Mode	19	
	Band Edge	
	U-NII-2A_5.25-5.35_802.11be EHT20_CH64_Partial 26/8 RU _5320MHz	
ANT	3+4	
Pol.	Horizontal	Fundamental
Peak	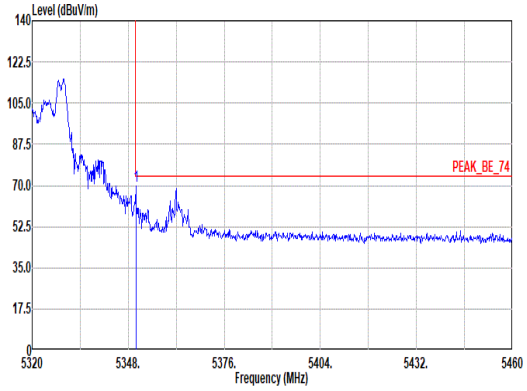 Site : 03CH13-HY Condition: PEAK_BE_74 3m HORN_9120D_1326 HORIZONTAL : RBW:1000.000kHz VBW:3000.000kHz SWT:Auto Freq Level Limit Line Margin Read Level Ant Factor Cable Loss Preamp Factor Aux Factor APos TPos Remark MHz dBuV/m dBuV/m dB dBuV dB/m dB dB dB cm deg 1 5350.24 69.76 74.00 -4.24 63.18 33.10 10.29 36.81 0.00 100 116 PEAK	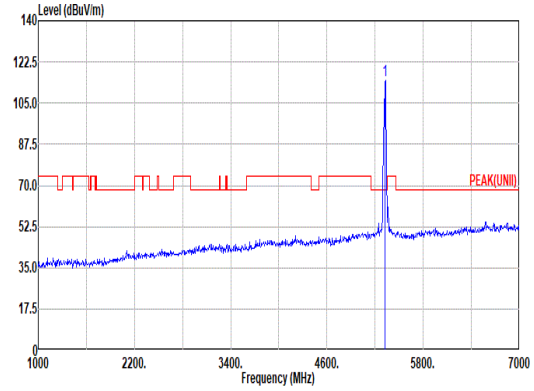 Site : 03CH13-HY Condition: PEAK(UNII) 3m HORN_9120D_1326 HORIZONTAL : RBW:1000.000kHz VBW:3000.000kHz SWT:Auto Freq Level Limit Line Margin Read Level Ant Factor Cable Loss Preamp Factor Aux Factor APos TPos Remark MHz dBuV/m dBuV/m dB dBuV dB/m dB dB dB cm deg 1 5320.00 114.47 ------ ------ 107.87 33.14 10.28 36.82 0.00 100 116 PEAK
Avg	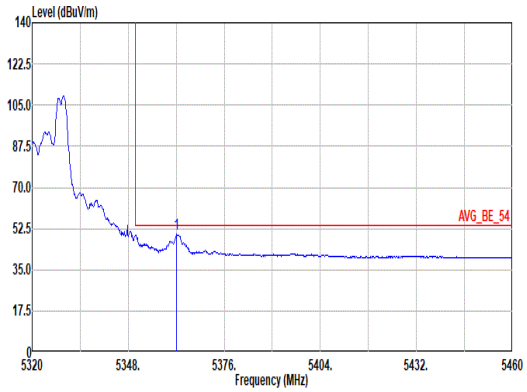 Site : 03CH13-HY Condition: AVG_BE_54 3m HORN_9120D_1326 HORIZONTAL : RBW:1000.000kHz VBW:0.680kHz SWT:Auto Freq Level Limit Line Margin Read Level Ant Factor Cable Loss Preamp Factor Aux Factor APos TPos Remark MHz dBuV/m dBuV/m dB dBuV dB/m dB dB dB cm deg 1 5362.14 49.95 54.00 -4.05 43.37 33.10 10.29 36.81 0.00 100 116 AVERAGE	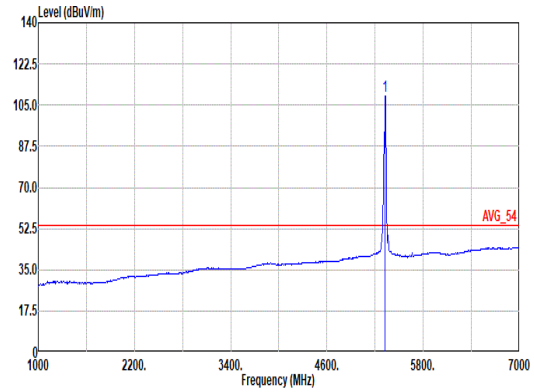 Site : 03CH13-HY Condition: AVG_54 3m HORN_9120D_1326 HORIZONTAL : RBW:1000.000kHz VBW:0.680kHz SWT:Auto Freq Level Limit Line Margin Read Level Ant Factor Cable Loss Preamp Factor Aux Factor APos TPos Remark MHz dBuV/m dBuV/m dB dBuV dB/m dB dB dB cm deg 1 5320.00 109.01 ------ ------ 102.41 33.14 10.28 36.82 0.00 100 116 AVERAGE

Mode	19	
	Band Edge	
	U-NII-2A_5.25-5.35_802.11be EHT20_CH64_Partial 26/8 RU _5320MHz	
ANT	3+4	
Pol.	Vertical	Fundamental
Peak	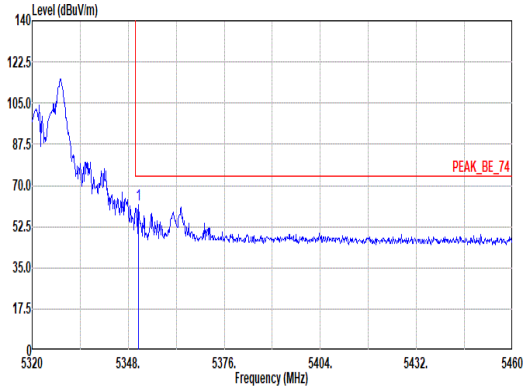 Site : 03CH13-HY Condition: PEAK_BE_74 3m HORN_9120D_1326 VERTICAL : RBW:1000.000kHz VBW:3000.000kHz SWT:Auto Freq Level Limit Line Margin Read Level Ant Factor Cable Loss Preamp Factor Aux Factor APos TPos Remark MHz dBuV/m dBuV/m dB dBuV dB/m dB dB dB cm deg 1 5351.08 61.78 74.00 -12.22 55.20 33.10 10.29 36.81 0.00 100 240 PEAK	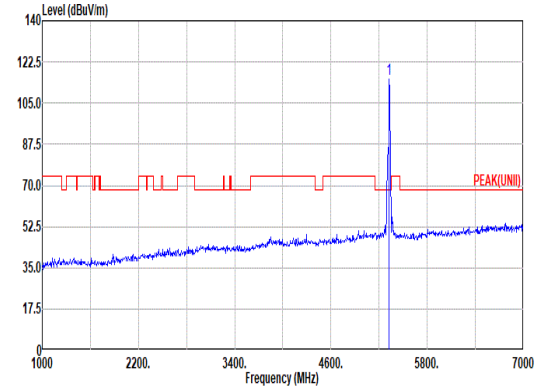 Site : 03CH13-HY Condition: PEAK(UNII) 3m HORN_9120D_1326 VERTICAL : RBW:1000.000kHz VBW:3000.000kHz SWT:Auto Freq Level Limit Line Margin Read Level Ant Factor Cable Loss Preamp Factor Aux Factor APos TPos Remark MHz dBuV/m dBuV/m dB dBuV dB/m dB dB dB cm deg 1 5320.00 115.36 ------ ------ 108.75 33.15 10.28 36.82 0.00 100 240 PEAK
Avg	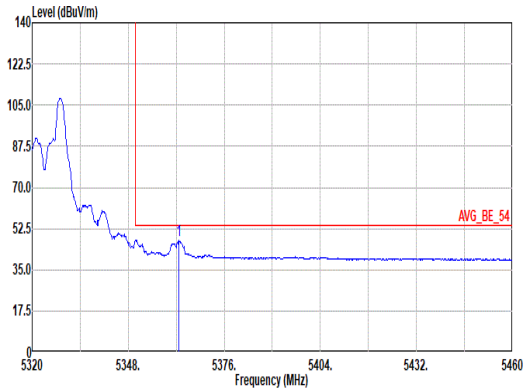 Site : 03CH13-HY Condition: AVG_BE_54 3m HORN_9120D_1326 VERTICAL : RBW:1000.000kHz VBW:0.680kHz SWT:Auto Freq Level Limit Line Margin Read Level Ant Factor Cable Loss Preamp Factor Aux Factor APos TPos Remark MHz dBuV/m dBuV/m dB dBuV dB/m dB dB dB cm deg 1 5362.84 47.57 54.00 -6.43 40.98 33.10 10.30 36.81 0.00 100 240 AVERAGE	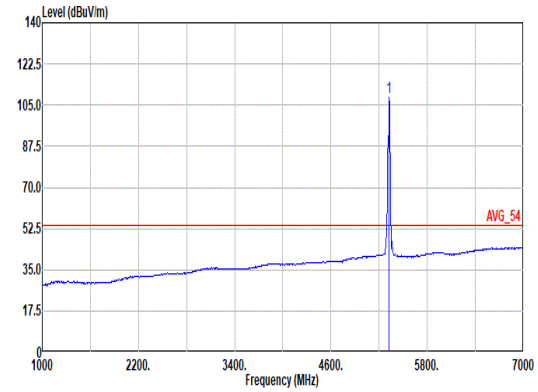 Site : 03CH13-HY Condition: AVG_54 3m HORN_9120D_1326 VERTICAL : RBW:1000.000kHz VBW:0.680kHz SWT:Auto Freq Level Limit Line Margin Read Level Ant Factor Cable Loss Preamp Factor Aux Factor APos TPos Remark MHz dBuV/m dBuV/m dB dBuV dB/m dB dB dB cm deg 1 5320.00 108.51 ------ ------ 101.90 33.15 10.28 36.82 0.00 100 240 AVERAGE

Mode	20	
	Band Edge	
	U-NII-2A_5.25-5.35_802.11be EHT20_CH64_Partial 52/40 RU _5320MHz	
ANT	3+4	
Pol.	Horizontal	Fundamental
Peak	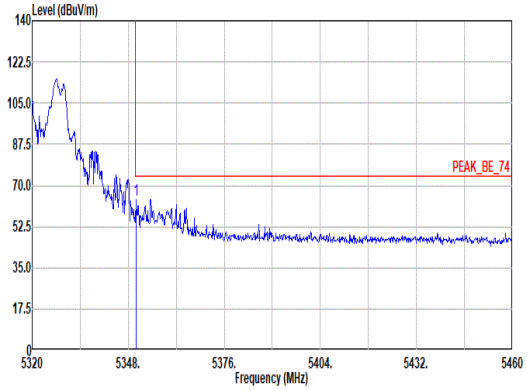 Site : 03CH13-HY Condition: PEAK_BE_74 3m HORN_9120D_1326 HORIZONTAL : RBW:1000.000kHz VBW:3000.000kHz SWT:Auto Freq Level Limit Line Margin Read Level Ant Factor Cable Loss Preamp Factor Aux Factor APos TPos Remark MHz dBuV/m dBuV/m dB dBuV dB/m dB dB dB cm deg 1 5350.24 63.92 74.00 -10.08 57.34 33.10 10.29 36.81 0.00 100 124 PEAK	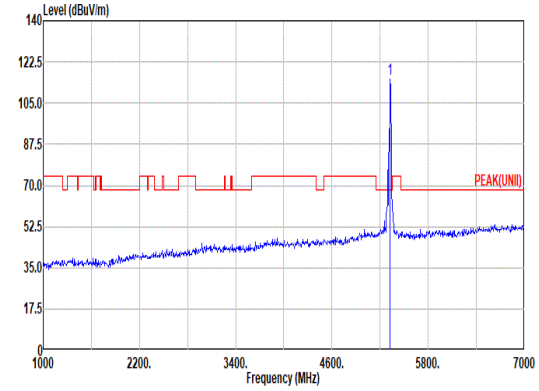 Site : 03CH13-HY Condition: PEAK(UNII) 3m HORN_9120D_1326 HORIZONTAL : RBW:1000.000kHz VBW:3000.000kHz SWT:Auto Freq Level Limit Line Margin Read Level Ant Factor Cable Loss Preamp Factor Aux Factor APos TPos Remark MHz dBuV/m dBuV/m dB dBuV dB/m dB dB dB cm deg 1 5320.00 115.27 ------ ------ 108.66 33.15 10.28 36.82 0.00 100 124 PEAK
Avg	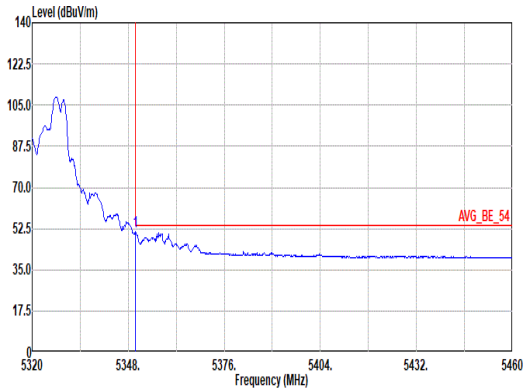 Site : 03CH13-HY Condition: AVG_BE_54 3m HORN_9120D_1326 HORIZONTAL : RBW:1000.000kHz VBW:0.750kHz SWT:Auto Freq Level Limit Line Margin Read Level Ant Factor Cable Loss Preamp Factor Aux Factor APos TPos Remark MHz dBuV/m dBuV/m dB dBuV dB/m dB dB dB cm deg 1 5350.10 51.45 54.00 -2.55 44.87 33.10 10.29 36.81 0.00 100 124 AVERAGE	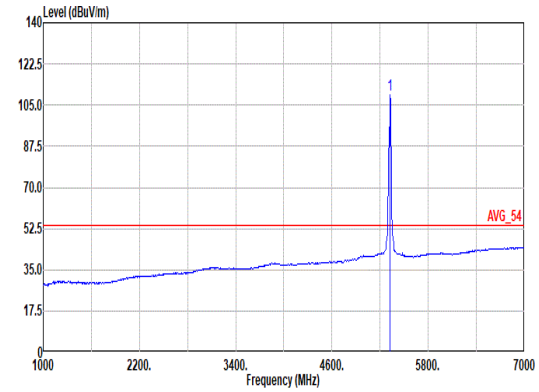 Site : 03CH13-HY Condition: AVG_54 3m HORN_9120D_1326 HORIZONTAL : RBW:1000.000kHz VBW:0.750kHz SWT:Auto Freq Level Limit Line Margin Read Level Ant Factor Cable Loss Preamp Factor Aux Factor APos TPos Remark MHz dBuV/m dBuV/m dB dBuV dB/m dB dB dB cm deg 1 5320.00 109.13 ------ ------ 102.52 33.15 10.28 36.82 0.00 100 124 AVERAGE

Mode	20	
	Band Edge	
	U-NII-2A_5.25-5.35_802.11be EHT20_CH64_Partial 52/40 RU _5320MHz	
ANT	3+4	
Pol.	Vertical	Fundamental
Peak	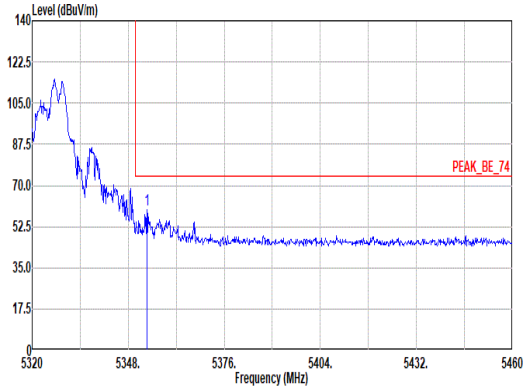 Site : 03CH13-HY Condition: PEAK_BE_74 3m HORN_9120D_1326 VERTICAL : RBW:1000.000kHz VBW:3000.000kHz SWT:Auto Freq Level Limit Line Margin Read Level Ant Factor Cable Loss Preamp Factor Aux Factor APos TPos Remark MHz dBuV/m dBuV/m dB dBuV dB/m dB dB dB cm deg 1 5353.46 59.93 74.00 -14.07 53.35 33.10 10.29 36.81 0.00 400 258 PEAK	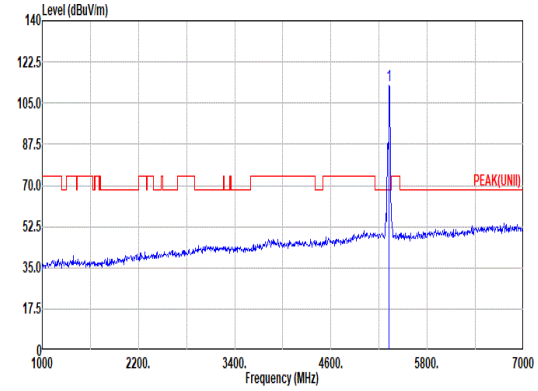 Site : 03CH13-HY Condition: PEAK(UNII) 3m HORN_9120D_1326 VERTICAL : RBW:1000.000kHz VBW:3000.000kHz SWT:Auto Freq Level Limit Line Margin Read Level Ant Factor Cable Loss Preamp Factor Aux Factor APos TPos Remark MHz dBuV/m dBuV/m dB dBuV dB/m dB dB dB cm deg 1 5320.00 112.56 ------ ------ 105.95 33.15 10.28 36.82 0.00 400 258 PEAK
Avg	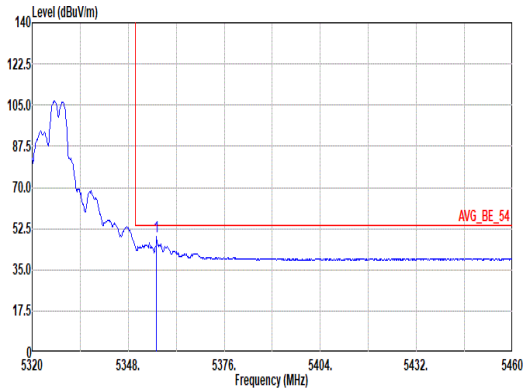 Site : 03CH13-HY Condition: AVG_BE_54 3m HORN_9120D_1326 VERTICAL : RBW:1000.000kHz VBW:0.750kHz SWT:Auto Freq Level Limit Line Margin Read Level Ant Factor Cable Loss Preamp Factor Aux Factor APos TPos Remark MHz dBuV/m dBuV/m dB dBuV dB/m dB dB dB cm deg 1 5356.26 49.00 54.00 -5.00 42.42 33.10 10.29 36.81 0.00 400 258 AVERAGE	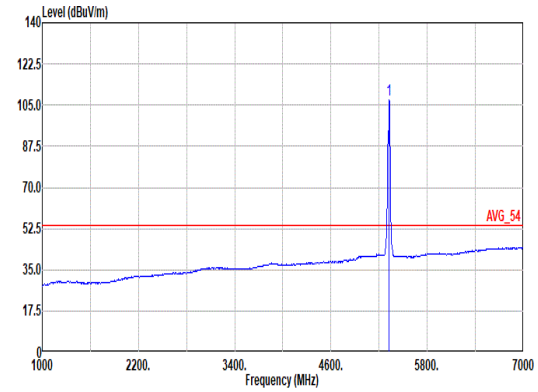 Site : 03CH13-HY Condition: AVG_54 3m HORN_9120D_1326 VERTICAL : RBW:1000.000kHz VBW:0.750kHz SWT:Auto Freq Level Limit Line Margin Read Level Ant Factor Cable Loss Preamp Factor Aux Factor APos TPos Remark MHz dBuV/m dBuV/m dB dBuV dB/m dB dB dB cm deg 1 5320.00 107.47 ------ ------ 100.86 33.15 10.28 36.82 0.00 400 258 AVERAGE

Mode	21	
	Band Edge	
	U-NII-2A_5.25-5.35_802.11be EHT20_CH64_Partial 106/54 RU _5320MHz	
ANT	3+4	
Pol.	Horizontal	Fundamental
Peak	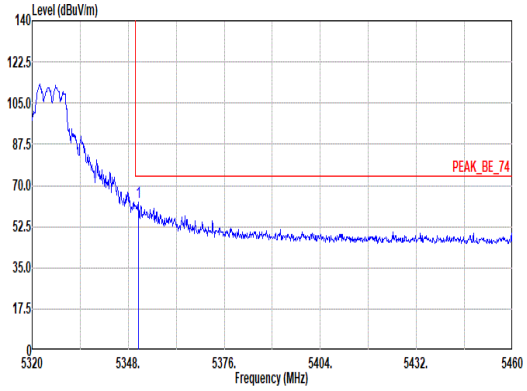 Site : 03CH13-HY Condition: PEAK_BE_74 3m HORN_9120D_1326 HORIZONTAL : RBW:1000.000kHz VBW:3000.000kHz SWT:Auto Freq Level Limit Line Margin Read Level Ant Factor Cable Loss Preamp Factor Aux Factor APos TPos Remark MHz dBuV/m dBuV/m dB dBuV dB/m dB dB dB cm deg 1 5350.94 62.88 74.00 -11.12 56.30 33.10 10.29 36.81 0.00 100 119 PEAK	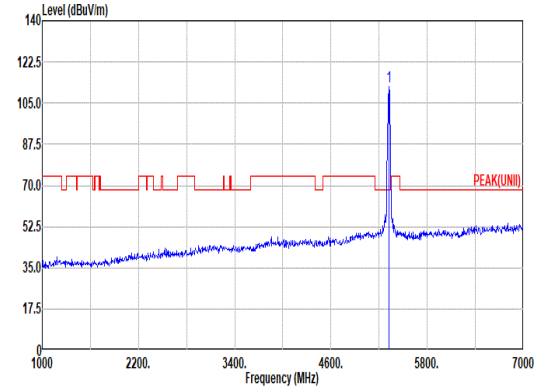 Site : 03CH13-HY Condition: PEAK(UNII) 3m HORN_9120D_1326 HORIZONTAL : RBW:1000.000kHz VBW:3000.000kHz SWT:Auto Freq Level Limit Line Margin Read Level Ant Factor Cable Loss Preamp Factor Aux Factor APos TPos Remark MHz dBuV/m dBuV/m dB dBuV dB/m dB dB dB cm deg 1 5320.00 112.19 ------ ------ 105.58 33.15 10.28 36.82 0.00 100 119 PEAK
Avg	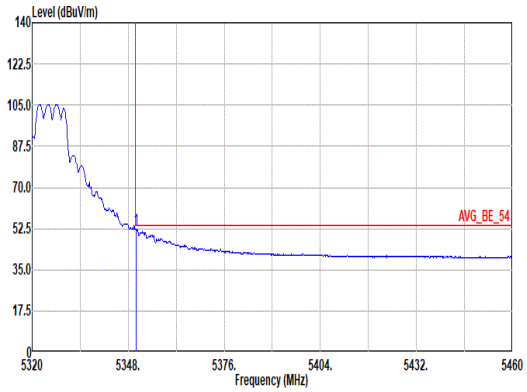 Site : 03CH13-HY Condition: AVG_BE_54 3m HORN_9120D_1326 HORIZONTAL : RBW:1000.000kHz VBW:0.820kHz SWT:Auto Freq Level Limit Line Margin Read Level Ant Factor Cable Loss Preamp Factor Aux Factor APos TPos Remark MHz dBuV/m dBuV/m dB dBuV dB/m dB dB dB cm deg 1 5350.38 52.46 54.00 -1.54 45.88 33.10 10.29 36.81 0.00 100 119 AVERAGE	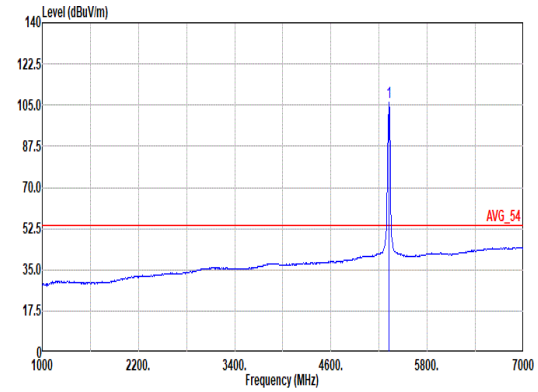 Site : 03CH13-HY Condition: AVG_54 3m HORN_9120D_1326 HORIZONTAL : RBW:1000.000kHz VBW:0.820kHz SWT:Auto Freq Level Limit Line Margin Read Level Ant Factor Cable Loss Preamp Factor Aux Factor APos TPos Remark MHz dBuV/m dBuV/m dB dBuV dB/m dB dB dB cm deg 1 5320.00 106.23 ------ ------ 99.61 33.16 10.28 36.82 0.00 100 119 AVERAGE

Mode	21	
	Band Edge	
	U-NII-2A_5.25-5.35_802.11be EHT20_CH64_Partial 106/54 RU _5320MHz	
ANT	3+4	
Pol.	Vertical	Fundamental
Peak	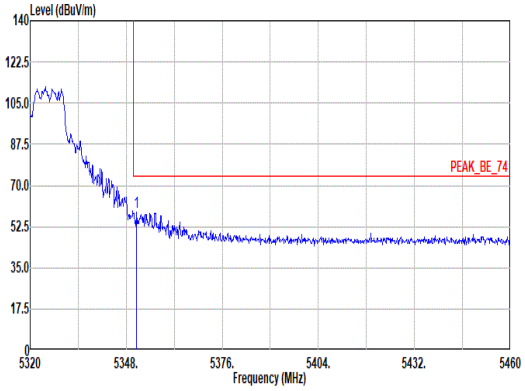 Site : 03CH13-HY Condition: PEAK_BE_74 3m HORN_9120D_1326 VERTICAL : RBW:1000.000kHz VBW:3000.000kHz SWT:Auto Freq Level Limit Line Margin Read Level Ant Factor Cable Loss Preamp Factor Aux Factor APos TPos Remark MHz dBuV/m dBuV/m dB dBuV dB/m dB dB dB cm deg 1 5351.08 58.67 74.00 -15.33 52.09 33.10 10.29 36.81 0.00 343 75 PEAK	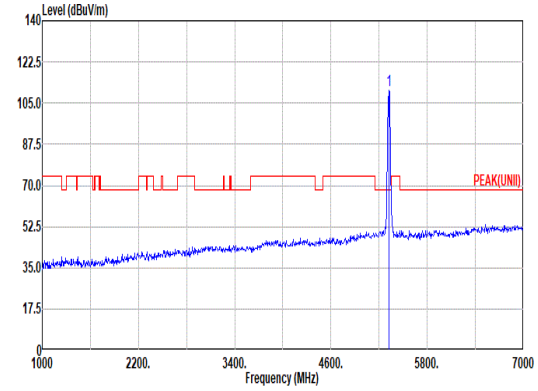 Site : 03CH13-HY Condition: PEAK(UNII) 3m HORN_9120D_1326 VERTICAL : RBW:1000.000kHz VBW:3000.000kHz SWT:Auto Freq Level Limit Line Margin Read Level Ant Factor Cable Loss Preamp Factor Aux Factor APos TPos Remark MHz dBuV/m dBuV/m dB dBuV dB/m dB dB dB cm deg 1 5320.00 110.67 ------ ------ 104.05 33.16 10.28 36.82 0.00 343 75 PEAK
Avg	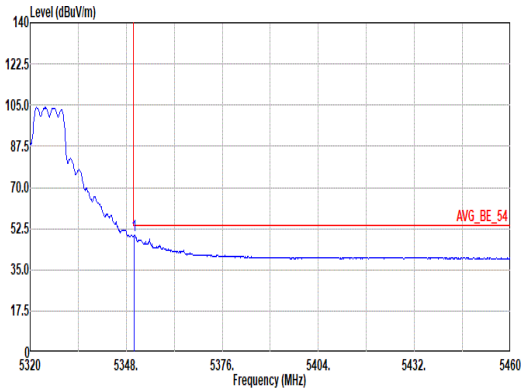 Site : 03CH13-HY Condition: AVG_BE_54 3m HORN_9120D_1326 VERTICAL : RBW:1000.000kHz VBW:0.820kHz SWT:Auto Freq Level Limit Line Margin Read Level Ant Factor Cable Loss Preamp Factor Aux Factor APos TPos Remark MHz dBuV/m dBuV/m dB dBuV dB/m dB dB dB cm deg 1 5350.38 49.57 54.00 -4.43 42.99 33.10 10.29 36.81 0.00 343 75 AVERAGE	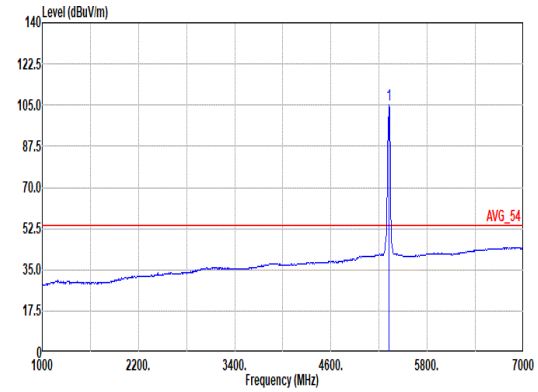 Site : 03CH13-HY Condition: AVG_54 3m HORN_9120D_1326 VERTICAL : RBW:1000.000kHz VBW:0.820kHz SWT:Auto Freq Level Limit Line Margin Read Level Ant Factor Cable Loss Preamp Factor Aux Factor APos TPos Remark MHz dBuV/m dBuV/m dB dBuV dB/m dB dB dB cm deg 1 5320.00 104.93 ------ ------ 98.32 33.15 10.28 36.82 0.00 343 75 AVERAGE

Mode	22	
	Band Edge - L	
	U-NII-2A_5.25-5.35_802.11be EHT40_CH54_Full RU_5270MHz	
ANT	3+4	
Pol.	Horizontal	Fundamental
Peak	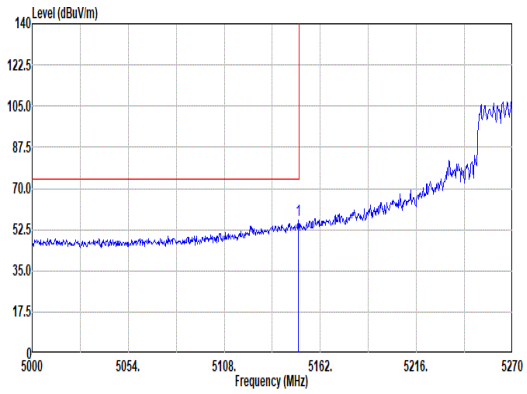 Site : 03CH13-HY Condition: PEAK_BE_74 3m HORN_9120D_1326 HORIZONTAL : RBW:1000.000kHz VBW:3000.000kHz SWT:Auto Freq Level Limit Line Margin Read Level Ant Factor Cable Loss Preamp Factor Aux Factor APos TPos Remark MHz dBuV/m dBuV/m dB dBuV dB/m dB dB dB cm deg 1 5149.58 56.27 74.00 -17.73 49.79 33.20 10.13 36.85 0.00 100 125 PEAK	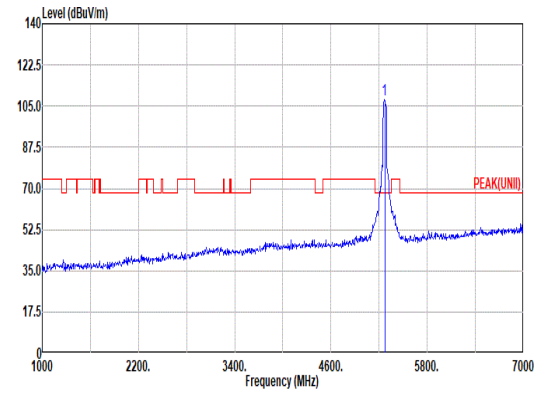 Site : 03CH13-HY Condition: PEAK(UNII) 3m HORN_9120D_1326 HORIZONTAL : RBW:1000.000kHz VBW:3000.000kHz SWT:Auto Freq Level Limit Line Margin Read Level Ant Factor Cable Loss Preamp Factor Aux Factor APos TPos Remark MHz dBuV/m dBuV/m dB dBuV dB/m dB dB dB cm deg 1 5270.00 107.57 ------ ------ 100.94 33.20 10.26 36.83 0.00 100 125 PEAK
Avg	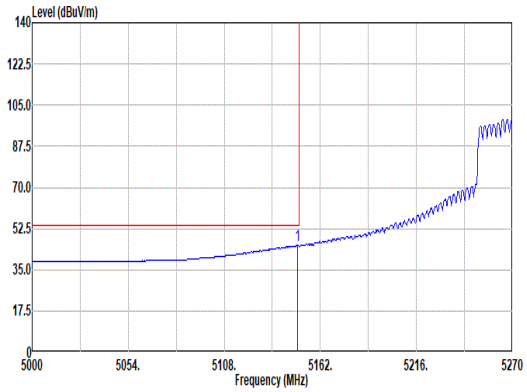 Site : 03CH13-HY Condition: AVG_BE_54 3m HORN_9120D_1326 HORIZONTAL : RBW:1000.000kHz VBW:0.010kHz SWT:Auto Freq Level Limit Line Margin Read Level Ant Factor Cable Loss Preamp Factor Aux Factor APos TPos Remark MHz dBuV/m dBuV/m dB dBuV dB/m dB dB dB cm deg 1 5149.31 45.22 54.00 -8.78 38.74 33.20 10.13 36.85 0.00 100 125 AVERAGE	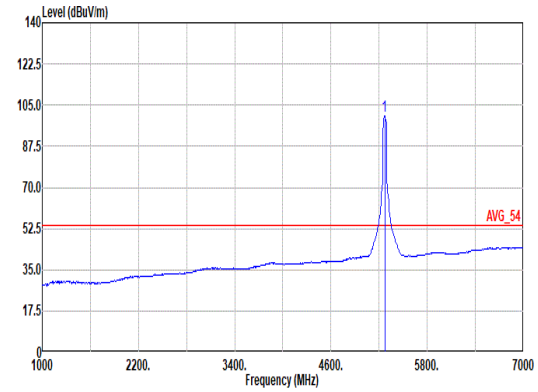 Site : 03CH13-HY Condition: AVG_54 3m HORN_9120D_1326 HORIZONTAL : RBW:1000.000kHz VBW:0.010kHz SWT:Auto Freq Level Limit Line Margin Read Level Ant Factor Cable Loss Preamp Factor Aux Factor APos TPos Remark MHz dBuV/m dBuV/m dB dBuV dB/m dB dB dB cm deg 1 5270.00 100.53 ------ ------ 93.90 33.20 10.26 36.83 0.00 100 125 AVERAGE

Mode	22	
	Band Edge - R	
	U-NII-2A_5.25-5.35_802.11be EHT40_CH54_Full RU_5270MHz	
ANT	3+4	
Pol.	Horizontal	Fundamental
Peak	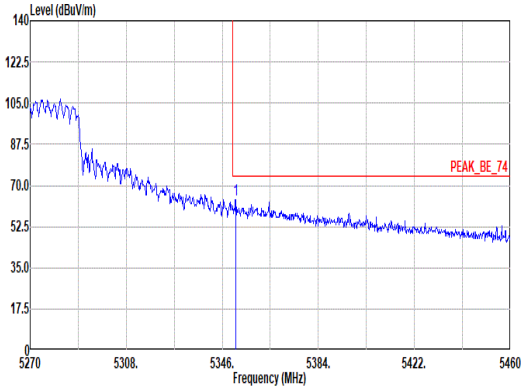 Site : 03CH13-HY Condition: PEAK_BE_74 3m HORN_9120D_1326 HORIZONTAL : RBW:1000.000kHz VBW:3000.000kHz SWT:Auto Limit Read Ant Cable Preamp Aux APos TPos Freq Level Line Margin Level Factor Loss Factor Factor Remark MHz dBuV/m dBuV/m dB dBuV dB/m dB dB dB cm deg 1 5351.32 63.81 74.00 -10.19 57.23 33.10 10.29 36.81 0.00 100 125 PEAK	Blank
Avg	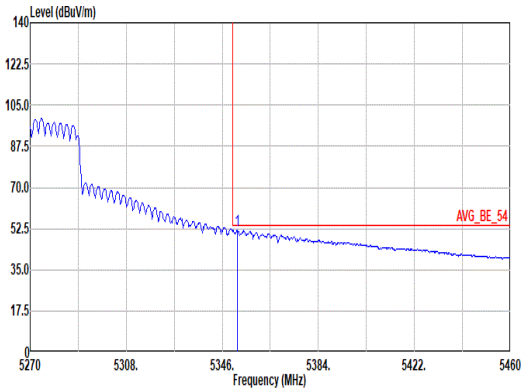 Site : 03CH13-HY Condition: AVG_BE_54 3m HORN_9120D_1326 HORIZONTAL : RBW:1000.000kHz VBW:0.010kHz SWT:Auto Limit Read Ant Cable Preamp Aux APos TPos Freq Level Line Margin Level Factor Loss Factor Factor Remark MHz dBuV/m dBuV/m dB dBuV dB/m dB dB dB cm deg 1 5351.89 51.89 54.00 -2.11 45.31 33.10 10.29 36.81 0.00 100 125 AVERAGE	Blank

Mode	22	
	Band Edge - L	
	U-NII-2A_5.25-5.35_802.11be EHT40_CH54_Full RU_5270MHz	
ANT	3+4	
Pol.	Vertical	Fundamental
Peak	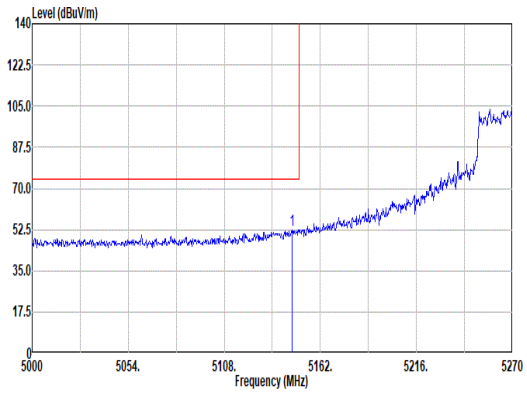 Site : 03CH13-HY Condition: PEAK_BE_74 3m HORN_9120D_1326 VERTICAL : RBW:1000.000kHz VBW:3000.000kHz SWT:Auto Freq Level Limit Line Margin Read Level Ant Factor Cable Loss Preamp Factor Aux Factor APos TPos Remark MHz dBuV/m dBuV/m dB dBuV dB/m dB dB dB cm deg 1 5146.07 52.36 74.00 -21.64 45.90 33.19 10.12 36.85 0.00 400 90 PEAK	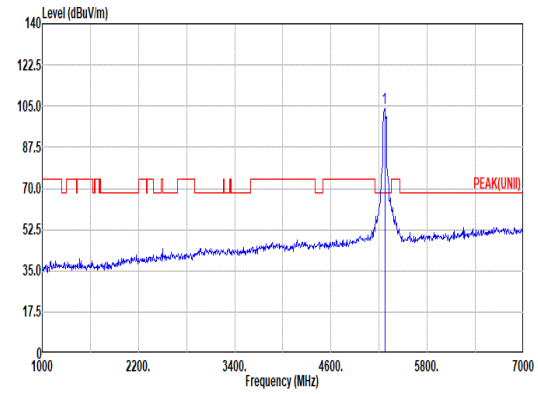 Site : 03CH13-HY Condition: PEAK(UNII) 3m HORN_9120D_1326 VERTICAL : RBW:1000.000kHz VBW:3000.000kHz SWT:Auto Freq Level Limit Line Margin Read Level Ant Factor Cable Loss Preamp Factor Aux Factor APos TPos Remark MHz dBuV/m dBuV/m dB dBuV dB/m dB dB dB cm deg 1 5270.00 104.23 ------ ------ 97.60 33.20 10.26 36.83 0.00 400 90 PEAK
Avg	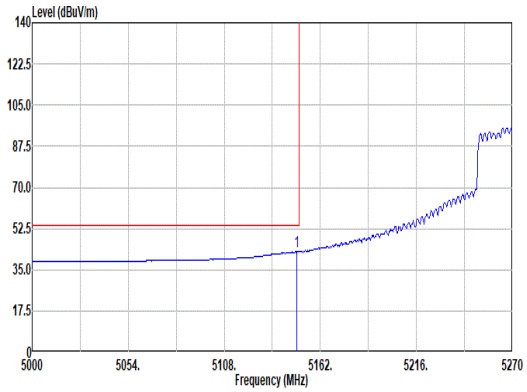 Site : 03CH13-HY Condition: AVG_BE_54 3m HORN_9120D_1326 VERTICAL : RBW:1000.000kHz VBW:0.010kHz SWT:Auto Freq Level Limit Line Margin Read Level Ant Factor Cable Loss Preamp Factor Aux Factor APos TPos Remark MHz dBuV/m dBuV/m dB dBuV dB/m dB dB dB cm deg 1 5148.77 42.73 54.00 -11.27 36.25 33.20 10.13 36.85 0.00 400 90 AVERAGE	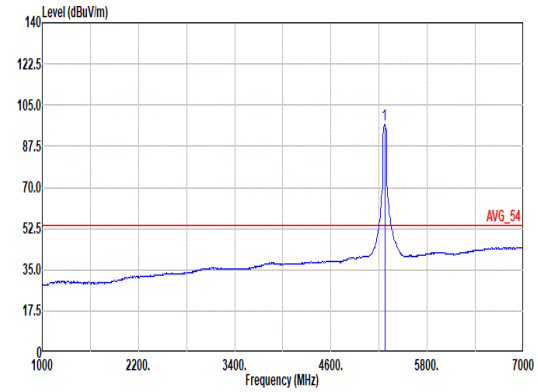 Site : 03CH13-HY Condition: AVG_54 3m HORN_9120D_1326 VERTICAL : RBW:1000.000kHz VBW:0.010kHz SWT:Auto Freq Level Limit Line Margin Read Level Ant Factor Cable Loss Preamp Factor Aux Factor APos TPos Remark MHz dBuV/m dBuV/m dB dBuV dB/m dB dB dB cm deg 1 5270.00 96.86 ------ ------ 90.23 33.20 10.26 36.83 0.00 400 90 AVERAGE

Mode	22	
	Band Edge - R	
	U-NII-2A_5.25-5.35_802.11be EHT40_CH54_Full RU_5270MHz	
ANT	3+4	
Pol.	Vertical	Fundamental
Peak	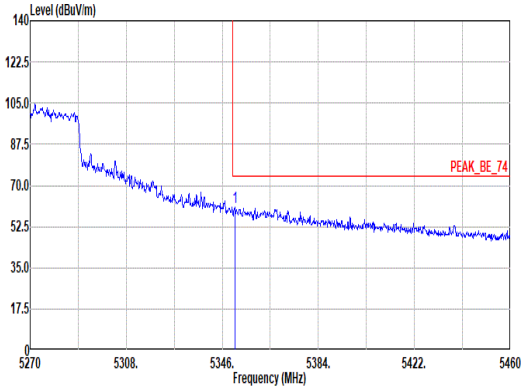 Site : 03CH13-HY Condition: PEAK_BE_74 3m HORN_9120D_1326 VERTICAL : RBW:1000.000kHz VBW:3000.000kHz SWT:Auto Limit Read Ant Cable Preamp Aux APos TPos Freq Level Line Margin Level Factor Loss Factor Factor Remark MHz dBuV/m dBuV/m dB dBuV dB/m dB dB dB cm deg 1 5350.94 60.52 74.00 -13.48 53.94 33.10 10.29 36.81 0.00 400 90 PEAK	Blank
Avg	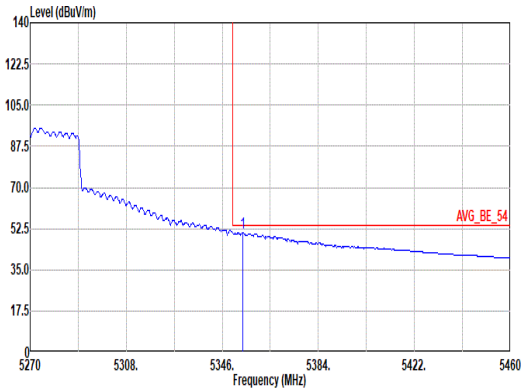 Site : 03CH13-HY Condition: AVG_BE_54 3m HORN_9120D_1326 VERTICAL : RBW:1000.000kHz VBW:0.010kHz SWT:Auto Limit Read Ant Cable Preamp Aux APos TPos Freq Level Line Margin Level Factor Loss Factor Factor Remark MHz dBuV/m dBuV/m dB dBuV dB/m dB dB dB cm deg 1 5353.98 50.77 54.00 -3.23 44.19 33.10 10.29 36.81 0.00 400 90 AVERAGE	Blank

Mode	22	
	Harmonic	
	U-NII-2A_5.25-5.35_802.11be EHT40_CH54_Full RU_5270MHz	
ANT	3+4	
Pol.	Horizontal	Vertical
Peak Avg	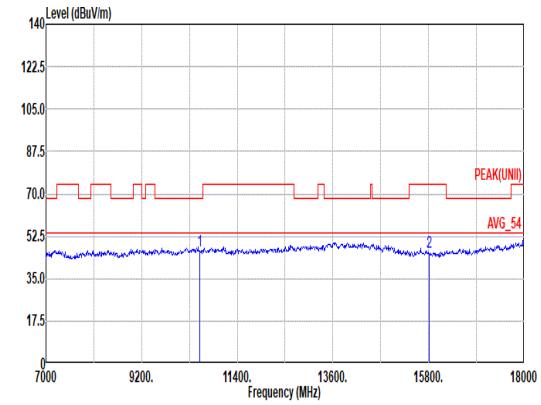 Site : 03CH13-HY Condition: PEAK(UNII) 3m HORN_9120D_1326 HORIZONTAL Mode : 22 Freq Level Limit Line Margin Read Level Ant Factor Cable Loss Preamp Factor Aux Factor APos TPos Remark MHz dBuV/m dBuV/m dB dBuV dB/m dB dB dB cm deg 1 10540.00 46.55 68.20 -21.65 48.13 38.90 15.45 56.47 0.54 -- -- PEAK 2 15810.00 45.72 74.00 -28.28 44.19 37.88 18.95 56.12 0.82 -- -- PEAK	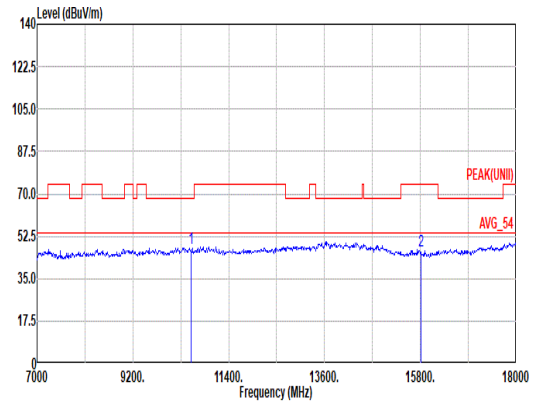 Site : 03CH13-HY Condition: PEAK(UNII) 3m HORN_9120D_1326 VERTICAL Mode : 22 Freq Level Limit Line Margin Read Level Ant Factor Cable Loss Preamp Factor Aux Factor APos TPos Remark MHz dBuV/m dBuV/m dB dBuV dB/m dB dB dB cm deg 1 10540.00 47.42 68.20 -20.78 49.00 38.90 15.45 56.47 0.54 -- -- PEAK 2 15810.00 46.62 74.00 -27.38 45.09 37.88 18.95 56.12 0.82 -- -- PEAK

Mode	22	
	Harmonic	
	U-NII-2A_5.25-5.35_802.11be EHT40_CH54_Full RU_5270MHz	
ANT	3+4	
Pol.	Horizontal	Vertical
14.47G ~14.5G Avg	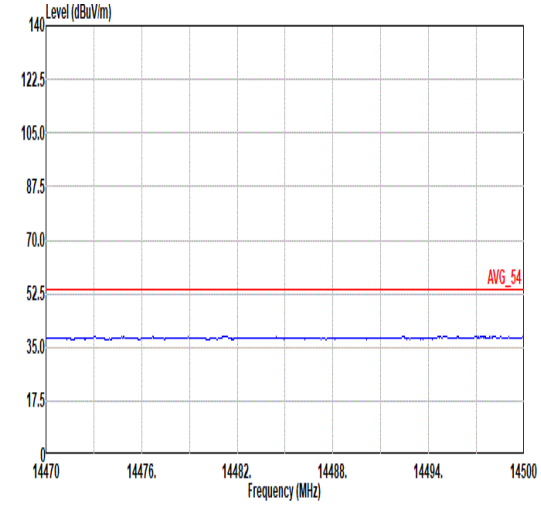 Site : 03CH13-HY Condition: AVG_54 3m HORN_9120D_1326 HORIZONTAL Mode : 22	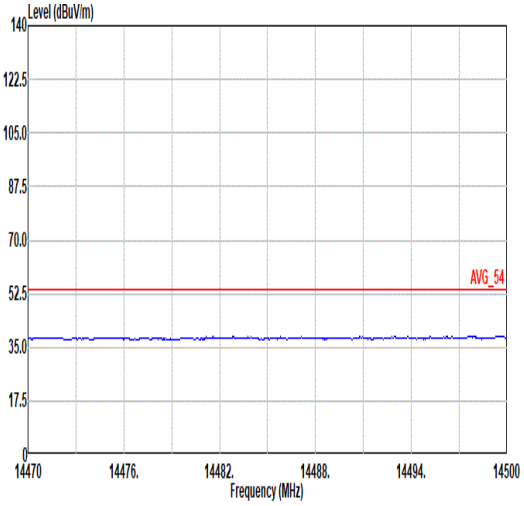 Site : 03CH13-HY Condition: AVG_54 3m HORN_9120D_1326 VERTICAL Mode : 22
17.7G ~18G Avg	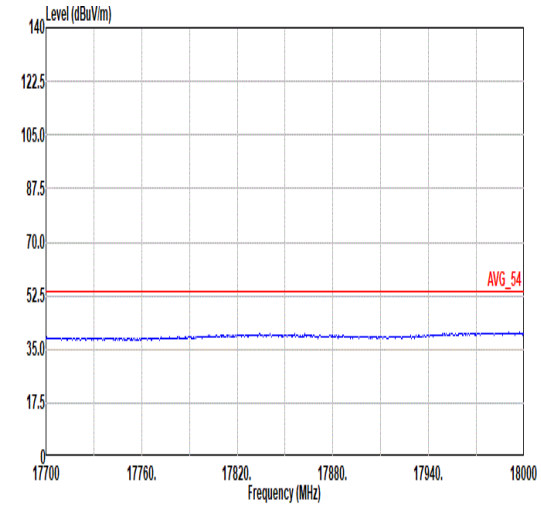 Site : 03CH13-HY Condition: AVG_54 3m HORN_9120D_1326 HORIZONTAL Mode : 22	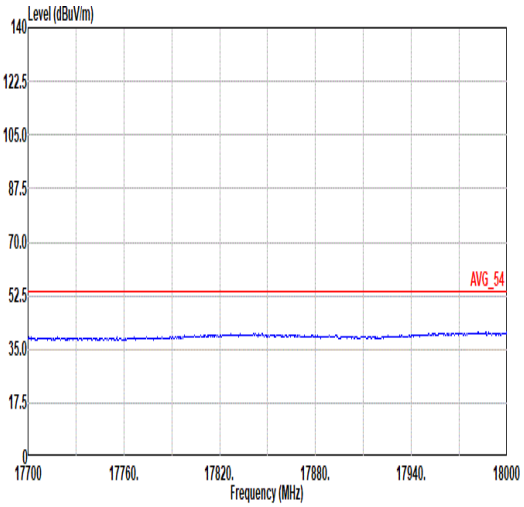 Site : 03CH13-HY Condition: AVG_54 3m HORN_9120D_1326 VERTICAL Mode : 22

Mode	23	
	Band Edge - L	
	U-NII-2A_5.25-5.35_802.11be EHT40_CH62_Full RU_5310MHz	
ANT	3+4	
Pol.	Horizontal	Fundamental
Peak	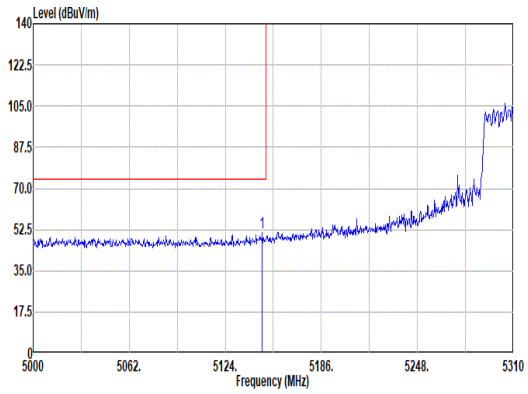 Site : 03CH13-HY Condition: PEAK_BE_74 3m HORN_9120D_1326 HORIZONTAL : RBW:1000.000kHz VBW:3000.000kHz SWT:Auto Freq Level Limit Line Margin Read Level Ant Factor Cable Loss Preamp Factor Aux Factor APos TPos Remark MHz dBuV/m dBuV/m dB dBuV dB/m dB dB dB cm deg 1 5147.87 51.36 74.00 -22.64 44.88 33.20 10.13 36.85 0.00 104 123 PEAK	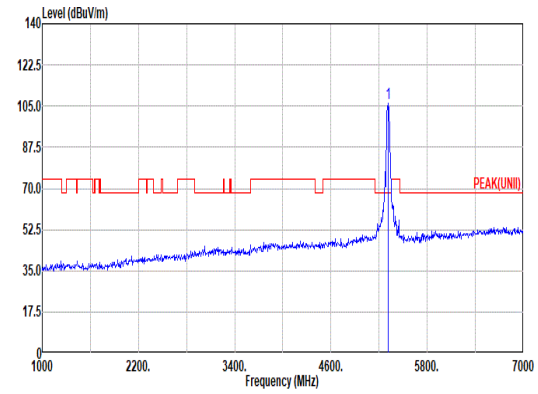 Site : 03CH13-HY Condition: PEAK(UNII) 3m HORN_9120D_1326 HORIZONTAL : RBW:1000.000kHz VBW:3000.000kHz SWT:Auto Freq Level Limit Line Margin Read Level Ant Factor Cable Loss Preamp Factor Aux Factor APos TPos Remark MHz dBuV/m dBuV/m dB dBuV dB/m dB dB dB cm deg 1 5310.00 106.34 ------ ------ 99.71 33.17 10.28 36.82 0.00 104 123 PEAK
Avg	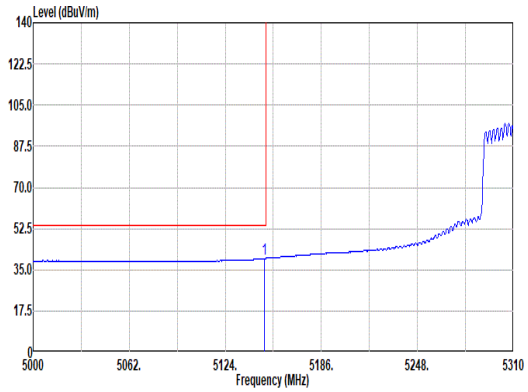 Site : 03CH13-HY Condition: AVG_BE_54 3m HORN_9120D_1326 HORIZONTAL : RBW:1000.000kHz VBW:0.010kHz SWT:Auto Freq Level Limit Line Margin Read Level Ant Factor Cable Loss Preamp Factor Aux Factor APos TPos Remark MHz dBuV/m dBuV/m dB dBuV dB/m dB dB dB cm deg 1 5149.42 39.88 54.00 -14.12 33.40 33.20 10.13 36.85 0.00 104 123 AVERAGE	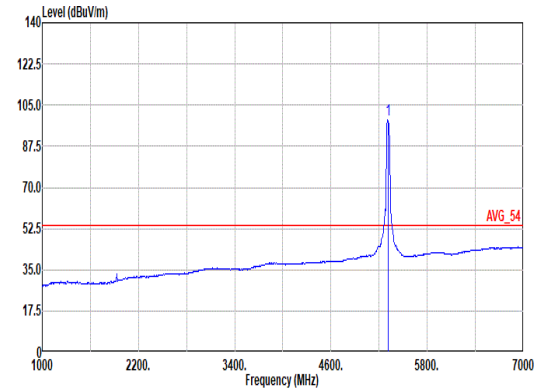 Site : 03CH13-HY Condition: AVG_54 3m HORN_9120D_1326 HORIZONTAL : RBW:1000.000kHz VBW:0.010kHz SWT:Auto Freq Level Limit Line Margin Read Level Ant Factor Cable Loss Preamp Factor Aux Factor APos TPos Remark MHz dBuV/m dBuV/m dB dBuV dB/m dB dB dB cm deg 1 5310.00 98.57 ------ ------ 91.94 33.18 10.27 36.82 0.00 104 123 AVERAGE

Mode	23	
	Band Edge - R	
	U-NII-2A_5.25-5.35_802.11be EHT40_CH62_Full RU_5310MHz	
ANT	3+4	
Pol.	Horizontal	Fundamental
Peak	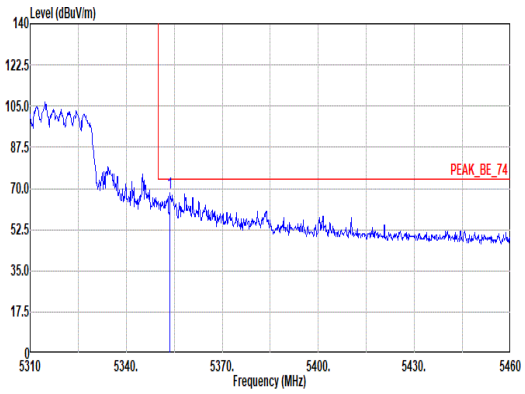 Site : 03CH13-HY Condition: PEAK_BE_74 3m HORN_9120D_1326 HORIZONTAL : RBW:1000.000kHz VBW:3000.000kHz SWT:Auto Limit Read Ant Cable Preamp Aux APos TPos Freq Level Line Margin Level Factor Loss Factor Factor Remark MHz dBuV/m dBuV/m dB dBuV dB/m dB dB dB cm deg 1 5353.65 68.00 74.00 -6.00 61.42 33.10 10.29 36.81 0.00 104 123 PEAK	Blank
Avg	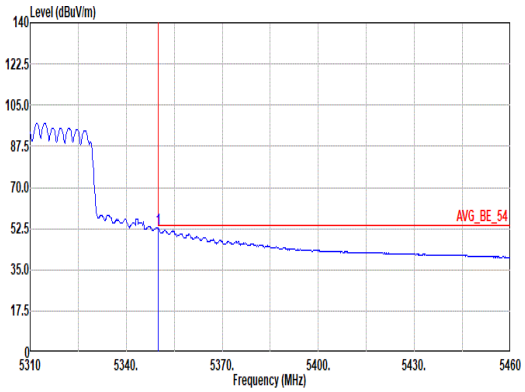 Site : 03CH13-HY Condition: AVG_BE_54 3m HORN_9120D_1326 HORIZONTAL : RBW:1000.000kHz VBW:0.010kHz SWT:Auto Limit Read Ant Cable Preamp Aux APos TPos Freq Level Line Margin Level Factor Loss Factor Factor Remark MHz dBuV/m dBuV/m dB dBuV dB/m dB dB dB cm deg 1 5350.05 52.47 54.00 -1.53 45.89 33.10 10.29 36.81 0.00 104 123 AVERAGE	Blank

Mode	23	
	Band Edge - L	
	U-NII-2A_5.25-5.35_802.11be EHT40_CH62_Full RU_5310MHz	
ANT	3+4	
Pol.	Vertical	Fundamental
Peak	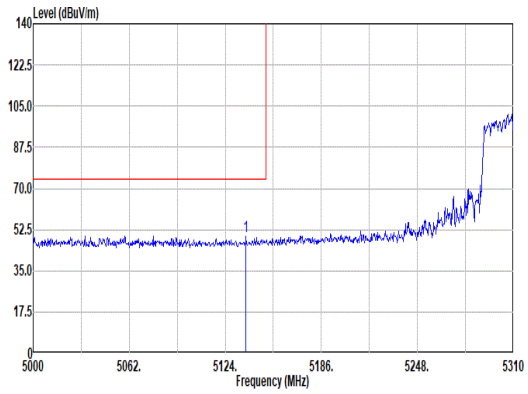 Site : 03CH13-HY Condition: PEAK_BE_74 3m HORN_9120D_1326 VERTICAL : RBW:1000.000kHz VBW:3000.000kHz SWT:Auto Freq Level Limit Line Margin Read Level Ant Factor Cable Loss Preamp Factor Aux Factor APos TPos Remark MHz dBuV/m dBuV/m dB dBuV dB/m dB dB dB cm deg 1 5137.33 49.92 74.00 -24.08 43.50 33.17 10.10 36.85 0.00 300 275 PEAK	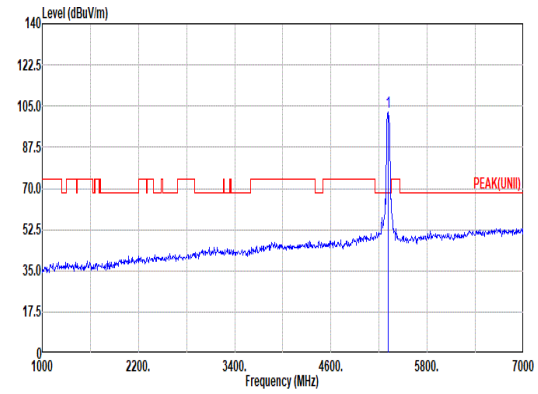 Site : 03CH13-HY Condition: PEAK(UNII) 3m HORN_9120D_1326 VERTICAL : RBW:1000.000kHz VBW:3000.000kHz SWT:Auto Freq Level Limit Line Margin Read Level Ant Factor Cable Loss Preamp Factor Aux Factor APos TPos Remark MHz dBuV/m dBuV/m dB dBuV dB/m dB dB dB cm deg 1 5310.00 102.48 ------ ------ 95.85 33.17 10.28 36.82 0.00 300 275 PEAK
Avg	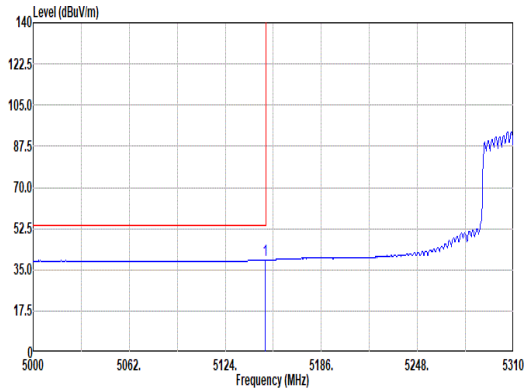 Site : 03CH13-HY Condition: AVG_BE_54 3m HORN_9120D_1326 VERTICAL : RBW:1000.000kHz VBW:0.010kHz SWT:Auto Freq Level Limit Line Margin Read Level Ant Factor Cable Loss Preamp Factor Aux Factor APos TPos Remark MHz dBuV/m dBuV/m dB dBuV dB/m dB dB dB cm deg 1 5149.73 39.16 54.00 -14.84 32.68 33.20 10.13 36.85 0.00 300 275 AVERAGE	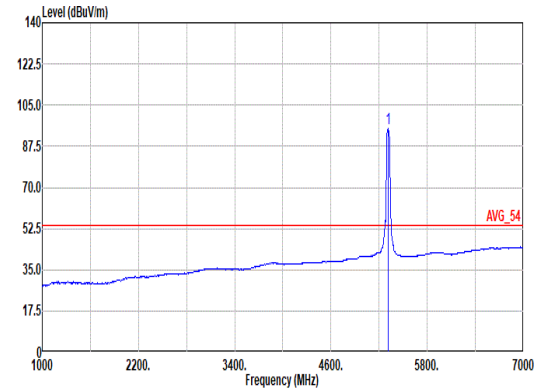 Site : 03CH13-HY Condition: AVG_54 3m HORN_9120D_1326 VERTICAL : RBW:1000.000kHz VBW:0.010kHz SWT:Auto Freq Level Limit Line Margin Read Level Ant Factor Cable Loss Preamp Factor Aux Factor APos TPos Remark MHz dBuV/m dBuV/m dB dBuV dB/m dB dB dB cm deg 1 5310.00 95.12 ------ ------ 88.49 33.17 10.28 36.82 0.00 300 275 AVERAGE

Mode	23	
	Band Edge - R	
	U-NII-2A_5.25-5.35_802.11be EHT40_CH62_Full RU_5310MHz	
ANT	3+4	
Pol.	Vertical	Fundamental
Peak	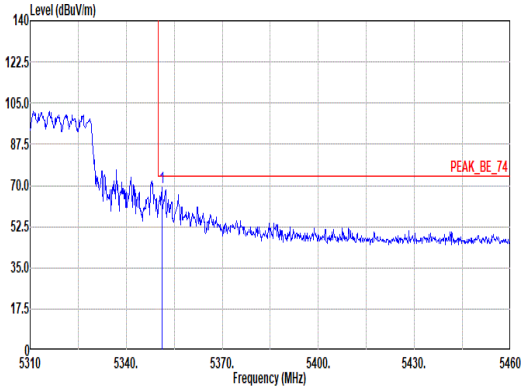 Site : 03CH13-HY Condition: PEAK_BE_74 3m HORN_9120D_1326 VERTICAL : RBW:1000.000kHz VBW:3000.000kHz SWT:Auto Limit Read Ant Cable Preamp Aux APos TPos Freq Level Line Margin Level Factor Loss Factor Factor Remark MHz dBuV/m dBuV/m dB dBuV dB/m dB dB dB cm deg 1 5351.10 69.12 74.00 -4.88 62.54 33.10 10.29 36.81 0.00 300 275 PEAK	Blank
Avg	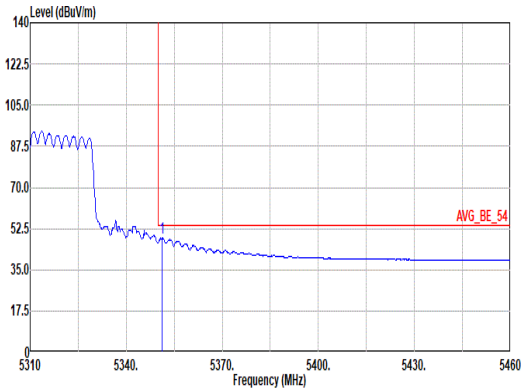 Site : 03CH13-HY Condition: AVG_BE_54 3m HORN_9120D_1326 VERTICAL : RBW:1000.000kHz VBW:0.010kHz SWT:Auto Limit Read Ant Cable Preamp Aux APos TPos Freq Level Line Margin Level Factor Loss Factor Factor Remark MHz dBuV/m dBuV/m dB dBuV dB/m dB dB dB cm deg 1 5351.10 48.61 54.00 -5.39 42.03 33.10 10.29 36.81 0.00 300 275 AVERAGE	Blank

Mode	23	
	Harmonic	
	U-NII-2A_5.25-5.35_802.11be EHT40_CH62_Full RU_5310MHz	
ANT	3+4	
Pol.	Horizontal	Vertical
Peak Avg	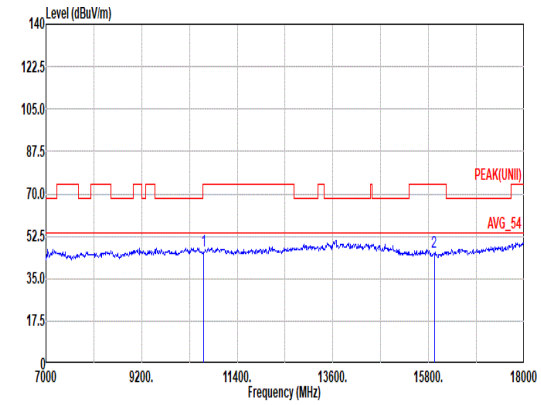 Site : 03CH13-HY Condition: PEAK(UNII) 3m HORN_9120D_1326 HORIZONTAL Mode : 23 Freq Level Limit Line Margin Read Level Ant Factor Cable Loss Preamp Factor Aux Factor APos TPos Remark MHz dBuV/m dBuV/m dB dBuV dB/m dB dB dB cm deg 1 10620.00 46.51 74.00 -27.49 47.58 39.34 15.49 56.44 0.54 -- -- PEAK 2 15930.00 45.94 74.00 -28.06 44.21 37.88 19.03 56.01 0.83 -- -- PEAK	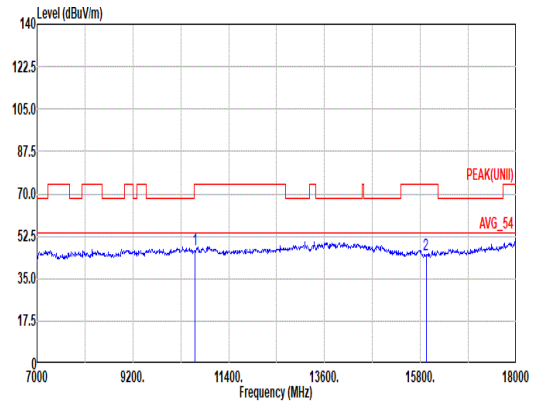 Site : 03CH13-HY Condition: PEAK(UNII) 3m HORN_9120D_1326 VERTICAL Mode : 23 Freq Level Limit Line Margin Read Level Ant Factor Cable Loss Preamp Factor Aux Factor APos TPos Remark MHz dBuV/m dBuV/m dB dBuV dB/m dB dB dB cm deg 1 10620.00 46.79 74.00 -27.21 47.86 39.34 15.49 56.44 0.54 -- -- PEAK 2 15930.00 45.00 74.00 -29.00 43.27 37.88 19.03 56.01 0.83 -- -- PEAK

Mode	23	
	Harmonic	
	U-NII-2A_5.25-5.35_802.11be EHT40_CH62_Full RU_5310MHz	
ANT	3+4	
Pol.	Horizontal	Vertical
14.47G ~14.5G Avg	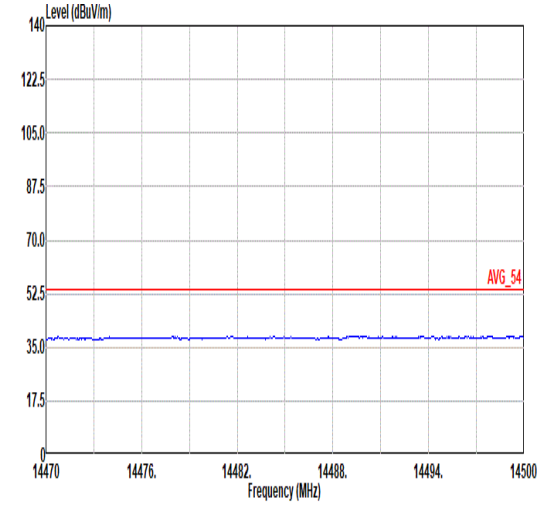 Site : 03CH13-HY Condition: AVG_54 3m HORN_9120D_1326 HORIZONTAL Mode : 23	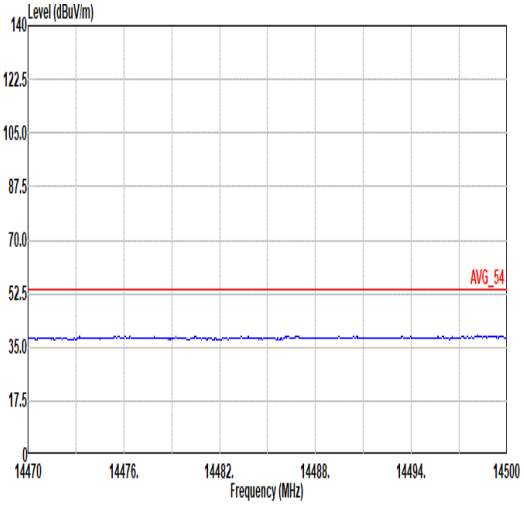 Site : 03CH13-HY Condition: AVG_54 3m HORN_9120D_1326 VERTICAL Mode : 23
17.7G ~18G Avg	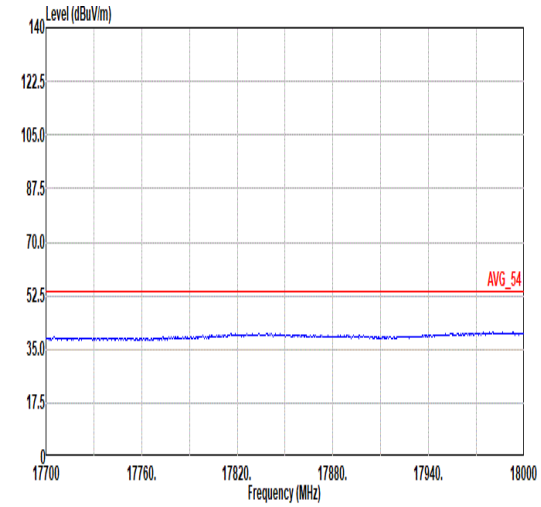 Site : 03CH13-HY Condition: AVG_54 3m HORN_9120D_1326 HORIZONTAL Mode : 23	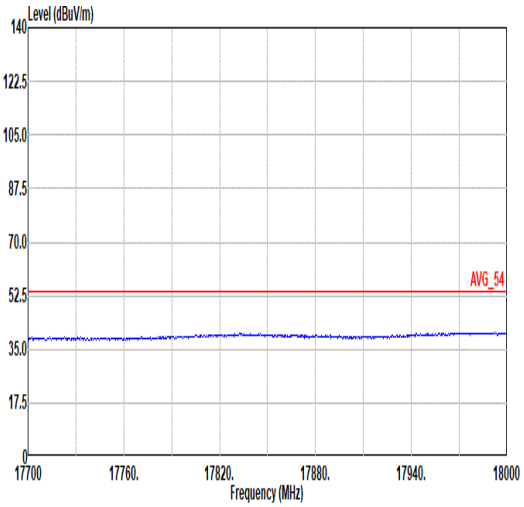 Site : 03CH13-HY Condition: AVG_54 3m HORN_9120D_1326 VERTICAL Mode : 23

Mode	24	
	Band Edge - L	
	U-NII-2A_5.25-5.35_802.11be EHT80_CH58_Full RU_5290MHz	
ANT	3+4	
Pol.	Horizontal	Fundamental
Peak	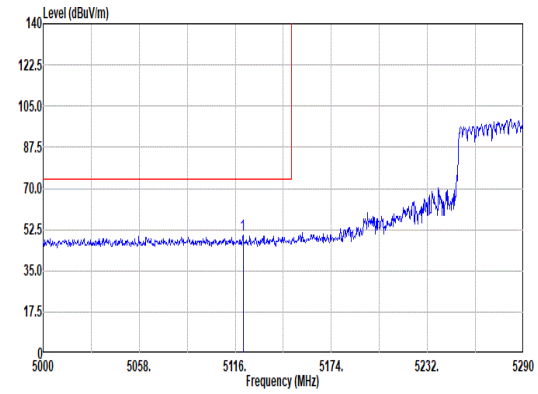 Site : 03CH13-HY Condition: PEAK_BE_74 3m HORN_9120D_1326 HORIZONTAL : RBW:1000.000kHz VBW:3000.000kHz SWT:Auto Freq Level Limit Line Margin Read Level Ant Factor Cable Loss Preamp Factor Aux Factor APos TPos Remark MHz dBuV/m dBuV/m dB dBuV dB/m dB dB dB cm deg 1 5120.64 50.34 74.00 -23.66 43.98 33.14 10.07 36.85 0.00 117 123 PEAK	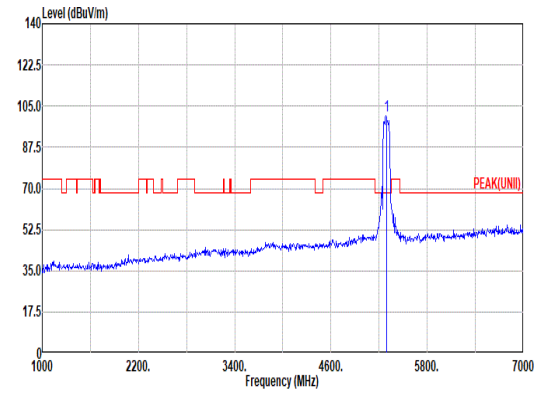 Site : 03CH13-HY Condition: PEAK(UNII) 3m HORN_9120D_1326 HORIZONTAL : RBW:1000.000kHz VBW:3000.000kHz SWT:Auto Freq Level Limit Line Margin Read Level Ant Factor Cable Loss Preamp Factor Aux Factor APos TPos Remark MHz dBuV/m dBuV/m dB dBuV dB/m dB dB dB cm deg 1 5290.00 100.84 ------ ------ 94.20 33.20 10.26 36.82 0.00 117 123 PEAK
Avg	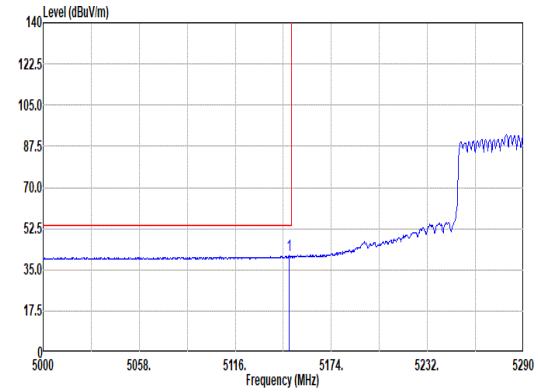 Site : 03CH13-HY Condition: AVG_BE_54 3m HORN_9120D_1326 HORIZONTAL : RBW:1000.000kHz VBW:1.500kHz SWT:Auto Freq Level Limit Line Margin Read Level Ant Factor Cable Loss Preamp Factor Aux Factor APos TPos Remark MHz dBuV/m dBuV/m dB dBuV dB/m dB dB dB cm deg 1 5148.48 40.98 54.00 -13.02 34.50 33.20 10.13 36.85 0.00 117 123 AVERAGE	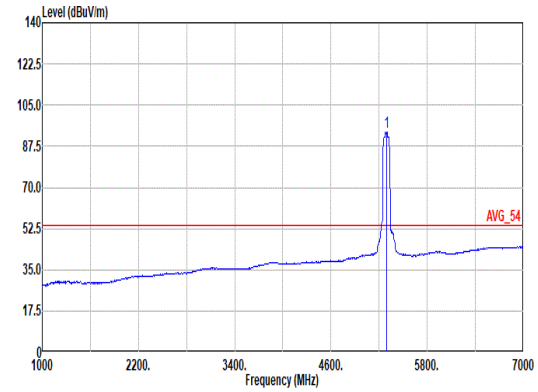 Site : 03CH13-HY Condition: AVG_54 3m HORN_9120D_1326 HORIZONTAL : RBW:1000.000kHz VBW:1.500kHz SWT:Auto Freq Level Limit Line Margin Read Level Ant Factor Cable Loss Preamp Factor Aux Factor APos TPos Remark MHz dBuV/m dBuV/m dB dBuV dB/m dB dB dB cm deg 1 5290.00 93.77 ------ ------ 87.12 33.20 10.27 36.82 0.00 117 123 AVERAGE

Mode	24	
	Band Edge - R	
	U-NII-2A_5.25-5.35_802.11be EHT80_CH58_Full RU_5290MHz	
ANT	3+4	
Pol.	Horizontal	Fundamental
Peak	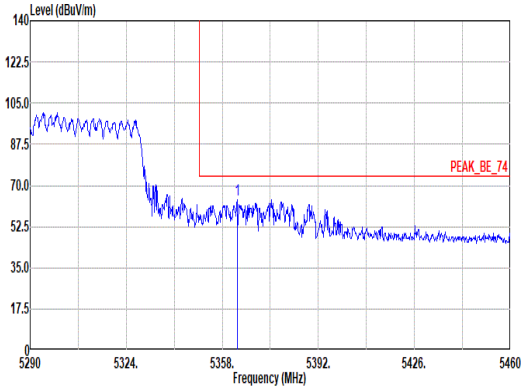 Site : 03CH13-HY Condition: PEAK_BE_74 3m HORN_9120D_1326 HORIZONTAL : RBW:1000.000kHz VBW:3000.000kHz SWT:Auto Limit Read Ant Cable Preamp Aux APos TPos Freq Level Line Margin Level Factor Loss Factor Factor Remark MHz dBuV/m dBuV/m dB dBuV dB/m dB dB dB cm deg 1 5363.27 64.13 74.00 -9.87 57.54 33.10 10.30 36.81 0.00 117 123 PEAK	Blank
Avg	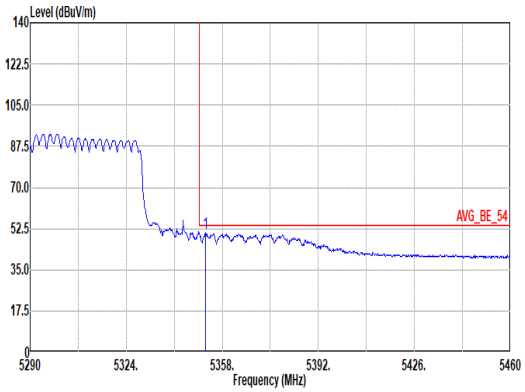 Site : 03CH13-HY Condition: AVG_BE_54 3m HORN_9120D_1326 HORIZONTAL : RBW:1000.000kHz VBW:1.500kHz SWT:Auto Limit Read Ant Cable Preamp Aux APos TPos Freq Level Line Margin Level Factor Loss Factor Factor Remark MHz dBuV/m dBuV/m dB dBuV dB/m dB dB dB cm deg 1 5352.05 50.50 54.00 -3.50 43.92 33.10 10.29 36.81 0.00 117 123 AVERAGE	Blank

Mode	24	
	Band Edge - L	
	U-NII-2A_5.25-5.35_802.11be EHT80_CH58_Full RU_5290MHz	
ANT	3+4	
Pol.	Vertical	Fundamental
Peak	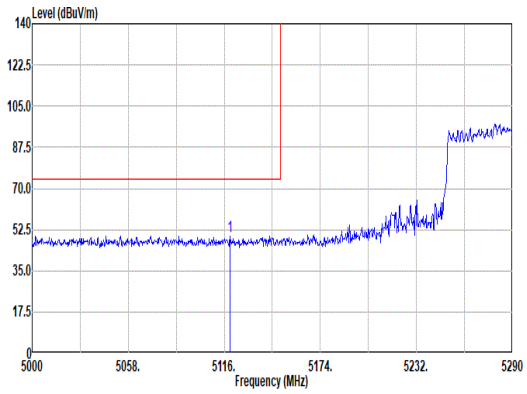 Site : 03CH13-HY Condition: PEAK_BE_74 3m HORN_9120D_1326 VERTICAL : RBW:1000.000kHz VBW:3000.000kHz SWT:Auto Freq Level Limit Line Margin Read Level Ant Factor Cable Loss Preamp Factor Aux Factor APos TPos Remark MHz dBuV/m dBuV/m dB dBuV dB/m dB dB dB cm deg 1 5119.48 49.85 74.00 -24.15 43.49 33.14 10.07 36.85 0.00 400 82 PEAK	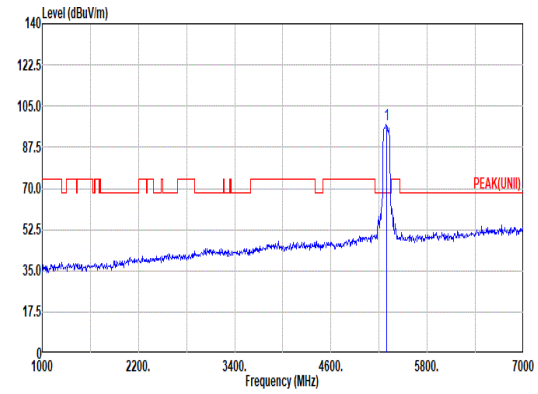 Site : 03CH13-HY Condition: PEAK(UNII) 3m HORN_9120D_1326 VERTICAL : RBW:1000.000kHz VBW:3000.000kHz SWT:Auto Freq Level Limit Line Margin Read Level Ant Factor Cable Loss Preamp Factor Aux Factor APos TPos Remark MHz dBuV/m dBuV/m dB dBuV dB/m dB dB dB cm deg 1 5290.00 97.23 ------ ------ 90.59 33.20 10.26 36.82 0.00 400 82 PEAK
Avg	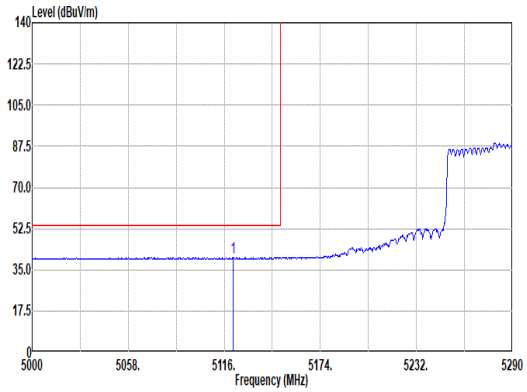 Site : 03CH13-HY Condition: AVG_BE_54 3m HORN_9120D_1326 VERTICAL : RBW:1000.000kHz VBW:1.500kHz SWT:Auto Freq Level Limit Line Margin Read Level Ant Factor Cable Loss Preamp Factor Aux Factor APos TPos Remark MHz dBuV/m dBuV/m dB dBuV dB/m dB dB dB cm deg 1 5121.51 40.33 54.00 -13.67 33.97 33.14 10.07 36.85 0.00 400 82 AVERAGE	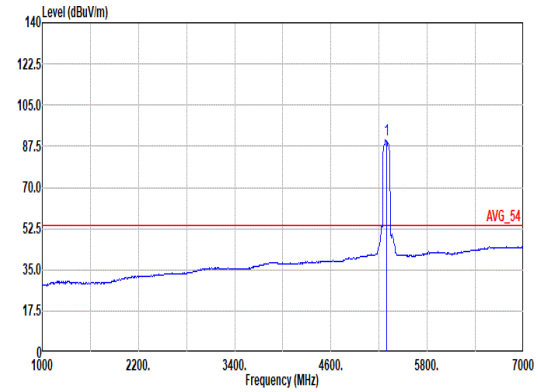 Site : 03CH13-HY Condition: AVG_54 3m HORN_9120D_1326 VERTICAL : RBW:1000.000kHz VBW:1.500kHz SWT:Auto Freq Level Limit Line Margin Read Level Ant Factor Cable Loss Preamp Factor Aux Factor APos TPos Remark MHz dBuV/m dBuV/m dB dBuV dB/m dB dB dB cm deg 1 5290.00 90.10 ------ ------ 83.47 33.20 10.26 36.83 0.00 400 82 AVERAGE

Mode	24	
	Band Edge - R	
	U-NII-2A_5.25-5.35_802.11be EHT80_CH58_Full RU_5290MHz	
ANT	3+4	
Pol.	Vertical	Fundamental
Peak	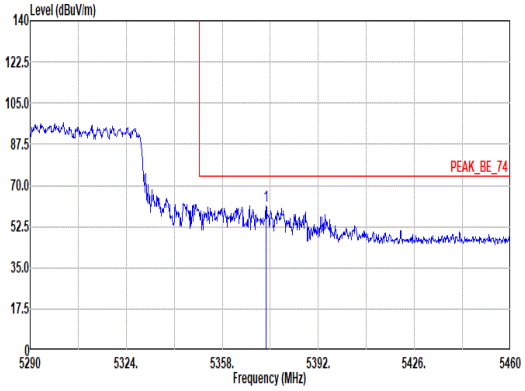 Site : 03CH13-HY Condition: PEAK_BE_74 3m HORN_9120D_1326 VERTICAL : RBW:1000.000kHz VBW:3000.000kHz SWT:Auto Limit Read Ant Cable Preamp Aux APos TPos Freq Level Line Margin Level Factor Loss Factor Factor Remark MHz dBuV/m dBuV/m dB dBuV dB/m dB dB dB cm deg 1 5373.47 61.45 74.00 -12.55 54.86 33.10 10.30 36.81 0.00 400 82 PEAK	Blank
Avg	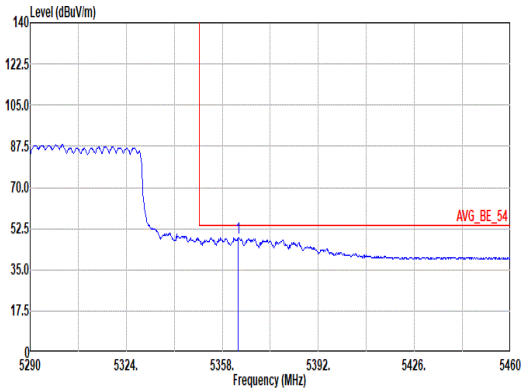 Site : 03CH13-HY Condition: AVG_BE_54 3m HORN_9120D_1326 VERTICAL : RBW:1000.000kHz VBW:1.500kHz SWT:Auto Limit Read Ant Cable Preamp Aux APos TPos Freq Level Line Margin Level Factor Loss Factor Factor Remark MHz dBuV/m dBuV/m dB dBuV dB/m dB dB dB cm deg 1 5363.61 48.56 54.00 -5.44 41.97 33.10 10.30 36.81 0.00 400 82 AVERAGE	Blank

Mode	24	
	Harmonic	
	U-NII-2A_5.25-5.35_802.11be EHT80_CH58_Full RU_5290MHz	
ANT	3+4	
Pol.	Horizontal	Vertical
Peak Avg	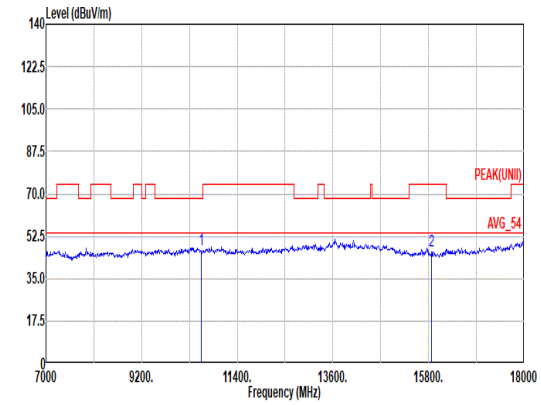 Site : 03CH13-HY Condition: PEAK(UNII) 3m HORN_9120D_1326 HORIZONTAL Mode : 24 Freq Level Limit Line Margin Read Level Ant Factor Cable Loss Preamp Factor Aux Factor APos TPos Remark MHz dBuV/m dBuV/m dB dBuV dB/m dB dB dB cm deg 1 10580.00 47.04 68.20 -21.16 48.35 39.14 15.47 56.46 0.54 -- -- PEAK 2 15870.00 46.34 74.00 -27.66 44.71 37.88 18.99 56.07 0.83 -- -- PEAK	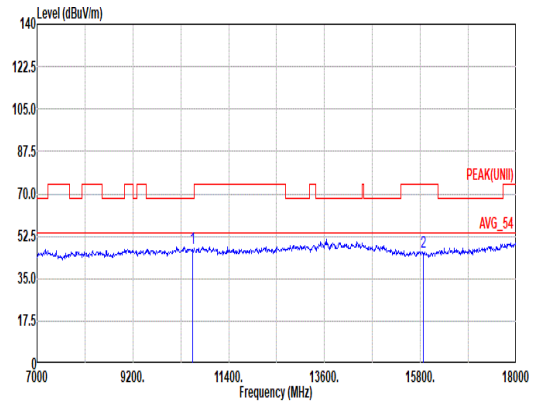 Site : 03CH13-HY Condition: PEAK(UNII) 3m HORN_9120D_1326 VERTICAL Mode : 24 Freq Level Limit Line Margin Read Level Ant Factor Cable Loss Preamp Factor Aux Factor APos TPos Remark MHz dBuV/m dBuV/m dB dBuV dB/m dB dB dB cm deg 1 10580.00 47.45 68.20 -20.75 48.76 39.14 15.47 56.46 0.54 -- -- PEAK 2 15870.00 46.17 74.00 -27.83 44.54 37.88 18.99 56.07 0.83 -- -- PEAK

Mode	24	
	Harmonic	
	U-NII-2A_5.25-5.35_802.11be EHT80_CH58_Full RU_5290MHz	
ANT	3+4	
Pol.	Horizontal	Vertical
14.47G ~14.5G Avg	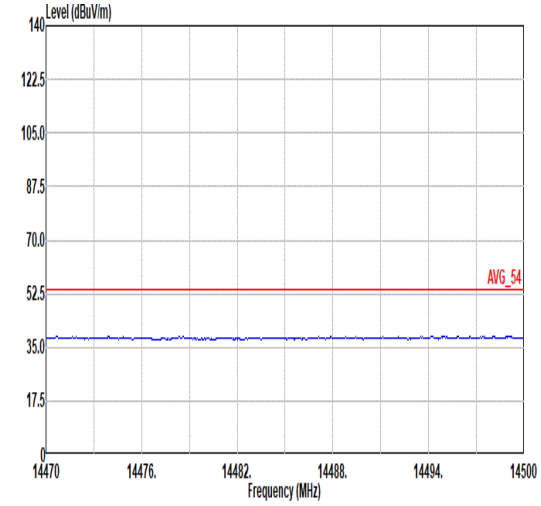 Site : 03CH13-HY Condition: AVG_54 3m HORN_9120D_1326 HORIZONTAL Mode : 24	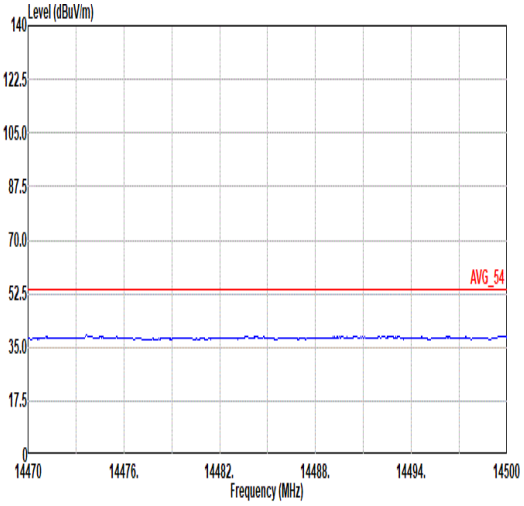 Site : 03CH13-HY Condition: AVG_54 3m HORN_9120D_1326 VERTICAL Mode : 24
17.7G ~18G Avg	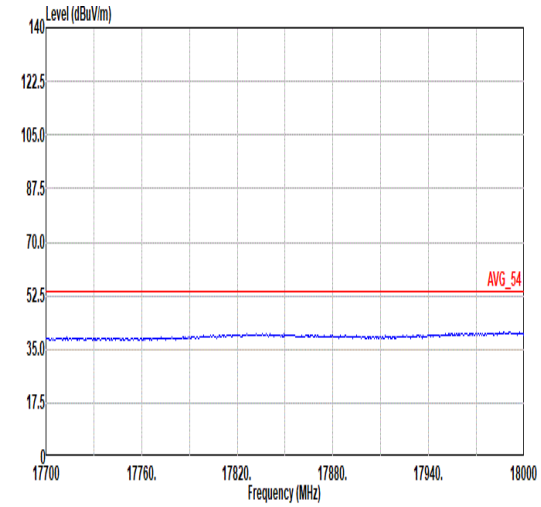 Site : 03CH13-HY Condition: AVG_54 3m HORN_9120D_1326 HORIZONTAL Mode : 24	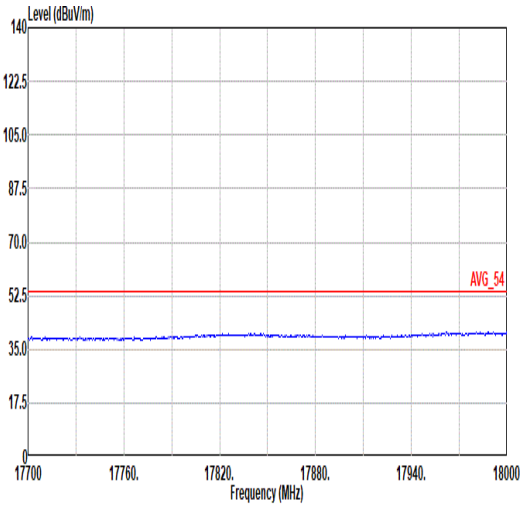 Site : 03CH13-HY Condition: AVG_54 3m HORN_9120D_1326 VERTICAL Mode : 24

Mode	25	
	Band Edge - L	
	U-NII-2A_5.25-5.35_802.11be EHT160_CH50_Full RU_5250MHz	
ANT	3+4	
Pol.	Horizontal	Fundamental
Peak	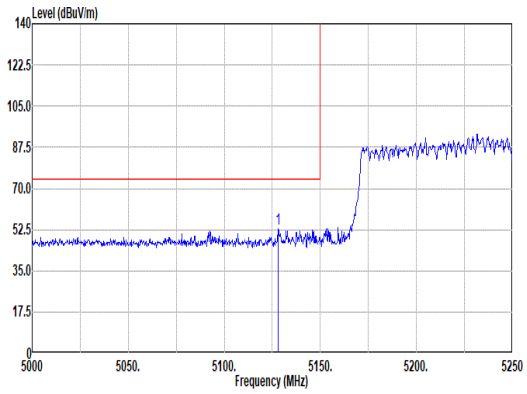 Site : 03CH13-HY Condition: PEAK_BE_74 3m HORN_9120D_1326 HORIZONTAL : RBW:1000.000kHz VBW:3000.000kHz SWT:Auto Freq Level Limit Line Margin Read Level Ant Factor Cable Loss Preamp Factor Aux Factor APos TPos Remark MHz dBuV/m dBuV/m dB dBuV dB/m dB dB dB cm deg 1 5128.00 53.04 74.00 -20.96 46.64 33.16 10.09 36.85 0.00 100 123 PEAK	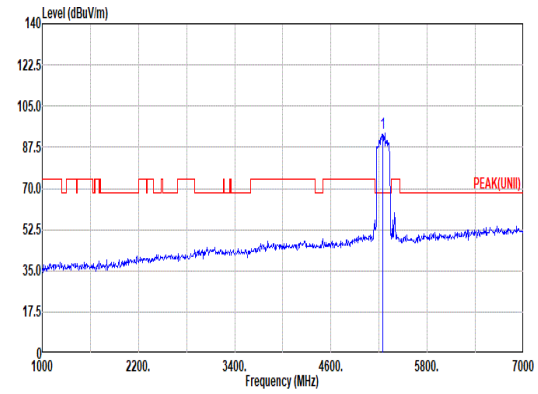 Site : 03CH13-HY Condition: PEAK(UNII) 3m HORN_9120D_1326 HORIZONTAL : RBW:1000.000kHz VBW:3000.000kHz SWT:Auto Freq Level Limit Line Margin Read Level Ant Factor Cable Loss Preamp Factor Aux Factor APos TPos Remark MHz dBuV/m dBuV/m dB dBuV dB/m dB dB dB cm deg 1 5250.00 93.28 ------ ------ 86.65 33.20 10.26 36.83 0.00 100 123 PEAK
Avg	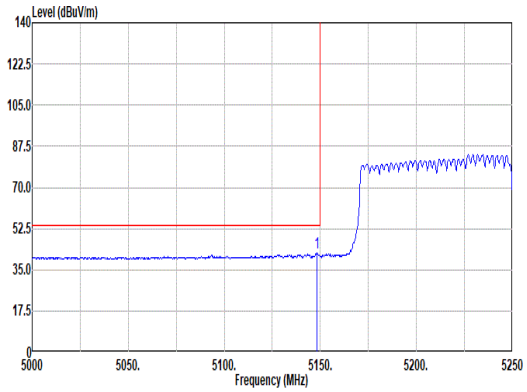 Site : 03CH13-HY Condition: AVG_BE_54 3m HORN_9120D_1326 HORIZONTAL : RBW:1000.000kHz VBW:2.700kHz SWT:Auto Freq Level Limit Line Margin Read Level Ant Factor Cable Loss Preamp Factor Aux Factor APos TPos Remark MHz dBuV/m dBuV/m dB dBuV dB/m dB dB dB cm deg 1 5148.25 42.48 54.00 -11.52 36.00 33.20 10.13 36.85 0.00 100 123 AVERAGE	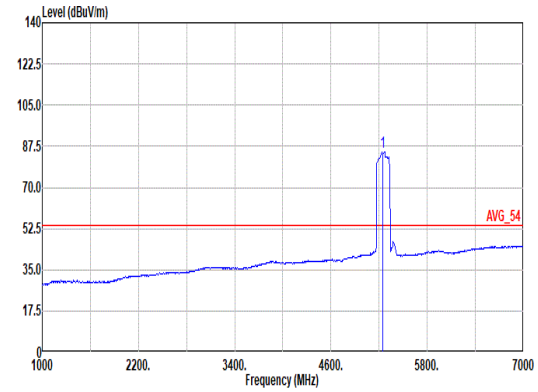 Site : 03CH13-HY Condition: AVG_54 3m HORN_9120D_1326 HORIZONTAL : RBW:1000.000kHz VBW:2.700kHz SWT:Auto Freq Level Limit Line Margin Read Level Ant Factor Cable Loss Preamp Factor Aux Factor APos TPos Remark MHz dBuV/m dBuV/m dB dBuV dB/m dB dB dB cm deg 1 5250.00 85.07 ------ ------ 78.44 33.20 10.26 36.83 0.00 100 123 AVERAGE

Mode	25	
	Band Edge - R	
	U-NII-2A_5.25-5.35_802.11be EHT160_CH50_Full RU_5250MHz	
ANT	3+4	
Pol.	Horizontal	Fundamental
Peak	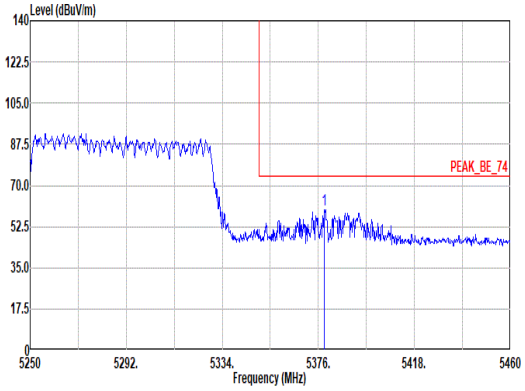 Site : 03CH13-HY Condition: PEAK_BE_74 3m HORN_9120D_1326 HORIZONTAL : RBW:1000.000kHz VBW:3000.000kHz SWT:Auto Limit Read Ant Cable Preamp Aux APos TPos Freq Level Line Margin Level Factor Loss Factor Factor Remark MHz dBuV/m dBuV/m dB dBuV dB/m dB dB dB cm deg 1 5378.52 59.65 74.00 -14.35 53.06 33.10 10.30 36.81 0.00 100 123 PEAK	Blank
Avg	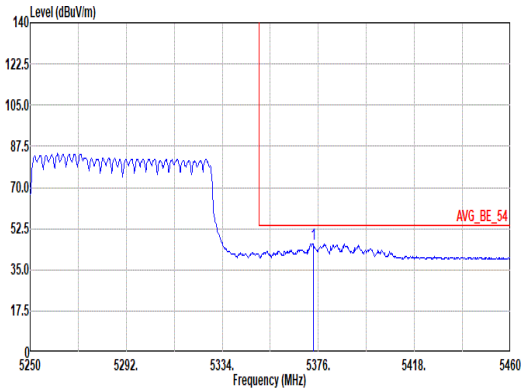 Site : 03CH13-HY Condition: AVG_BE_54 3m HORN_9120D_1326 HORIZONTAL : RBW:1000.000kHz VBW:2.700kHz SWT:Auto Limit Read Ant Cable Preamp Aux APos TPos Freq Level Line Margin Level Factor Loss Factor Factor Remark MHz dBuV/m dBuV/m dB dBuV dB/m dB dB dB cm deg 1 5373.69 46.15 54.00 -7.85 39.56 33.10 10.30 36.81 0.00 100 123 AVERAGE	Blank

Mode	25	
	Band Edge - L	
	U-NII-2A_5.25-5.35_802.11be EHT160_CH50_Full RU_5250MHz	
ANT	3+4	
Pol.	Vertical	Fundamental
Peak	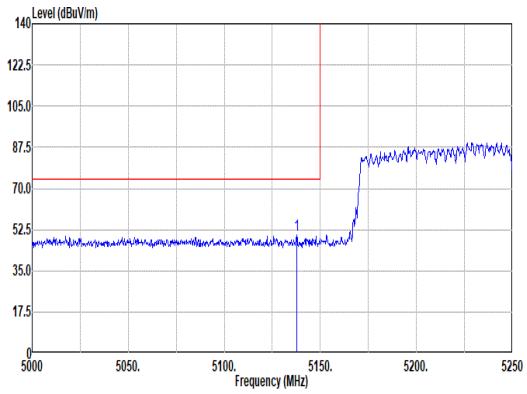 Site : 03CH13-HY Condition: PEAK_BE_74 3m HORN_9120D_1326 VERTICAL : RBW:1000.000kHz VBW:3000.000kHz SWT:Auto Freq Level Limit Line Margin Read Level Ant Factor Cable Loss Preamp Factor Aux Factor APos TPos Remark MHz dBuV/m dBuV/m dB dBuV dB/m dB dB dB cm deg 1 5137.75 50.32 74.00 -23.68 43.88 33.18 10.11 36.85 0.00 400 84 PEAK	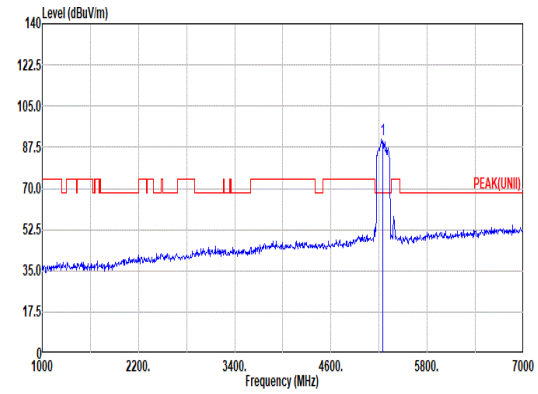 Site : 03CH13-HY Condition: PEAK(UNII) 3m HORN_9120D_1326 VERTICAL : RBW:1000.000kHz VBW:3000.000kHz SWT:Auto Freq Level Limit Line Margin Read Level Ant Factor Cable Loss Preamp Factor Aux Factor APos TPos Remark MHz dBuV/m dBuV/m dB dBuV dB/m dB dB dB cm deg 1 5250.00 91.04 ------ ------ 84.39 33.24 10.24 36.83 0.00 400 84 PEAK
Avg	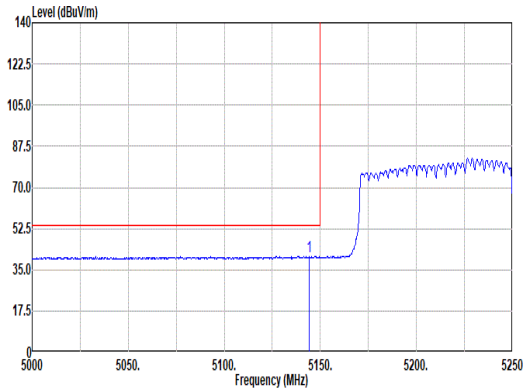 Site : 03CH13-HY Condition: AVG_BE_54 3m HORN_9120D_1326 VERTICAL : RBW:1000.000kHz VBW:2.700kHz SWT:Auto Freq Level Limit Line Margin Read Level Ant Factor Cable Loss Preamp Factor Aux Factor APos TPos Remark MHz dBuV/m dBuV/m dB dBuV dB/m dB dB dB cm deg 1 5144.25 40.80 54.00 -13.20 34.34 33.19 10.12 36.85 0.00 400 84 AVERAGE	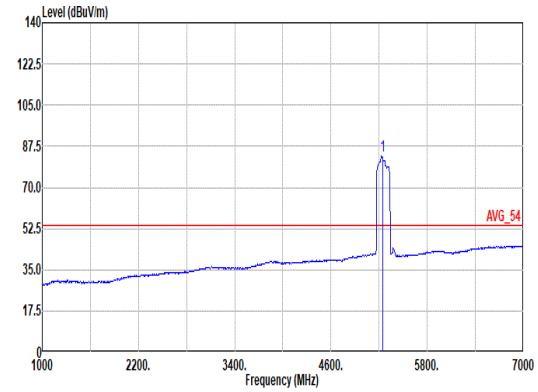 Site : 03CH13-HY Condition: AVG_54 3m HORN_9120D_1326 VERTICAL : RBW:1000.000kHz VBW:2.700kHz SWT:Auto Freq Level Limit Line Margin Read Level Ant Factor Cable Loss Preamp Factor Aux Factor APos TPos Remark MHz dBuV/m dBuV/m dB dBuV dB/m dB dB dB cm deg 1 5250.00 83.21 ------ ------ 76.56 33.24 10.24 36.83 0.00 400 84 AVERAGE

Mode	25	
	Band Edge - R	
	U-NII-2A_5.25-5.35_802.11be EHT160_CH50_Full RU_5250MHz	
ANT	3+4	
Pol.	Vertical	Fundamental
Peak	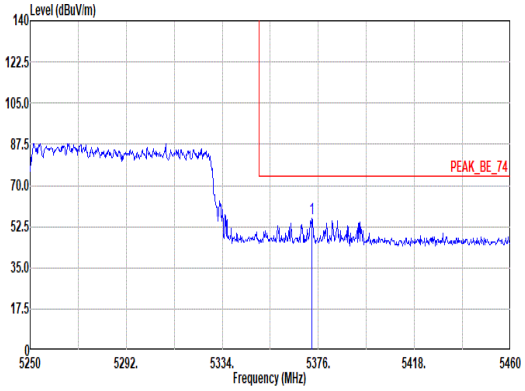 Site : 03CH13-HY Condition: PEAK_BE_74 3m HORN_9120D_1326 VERTICAL : RBW:1000.000kHz VBW:3000.000kHz SWT:Auto Limit Read Ant Cable Preamp Aux APos TPos Freq Level Line Margin Level Factor Loss Factor Factor Remark MHz dBuV/m dBuV/m dB dBuV dB/m dB dB dB cm deg 1 5373.27 56.07 74.00 -17.93 49.48 33.10 10.30 36.81 0.00 400 84 PEAK	Blank
Avg	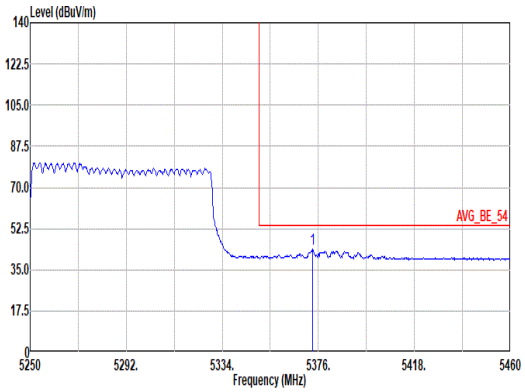 Site : 03CH13-HY Condition: AVG_BE_54 3m HORN_9120D_1326 VERTICAL : RBW:1000.000kHz VBW:2.700kHz SWT:Auto Limit Read Ant Cable Preamp Aux APos TPos Freq Level Line Margin Level Factor Loss Factor Factor Remark MHz dBuV/m dBuV/m dB dBuV dB/m dB dB dB cm deg 1 5373.48 43.79 54.00 -10.21 37.20 33.10 10.30 36.81 0.00 400 84 AVERAGE	Blank

Mode	25	
	Harmonic	
	U-NII-2A_5.25-5.35_802.11be EHT160_CH50_Full RU_5250MHz	
ANT	3+4	
Pol.	Horizontal	Vertical
Peak Avg	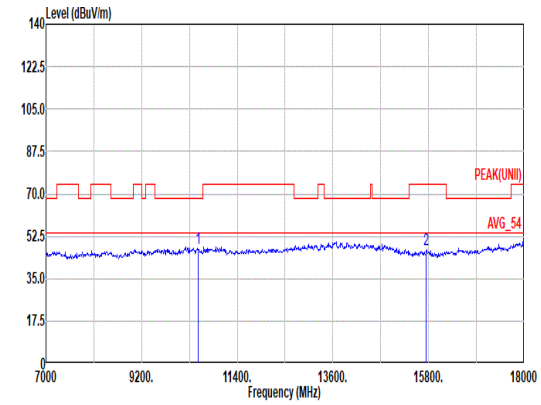 Site : 03CH13-HY Condition: PEAK(UNII) 3m HORN_9120D_1326 HORIZONTAL Mode : 25 Freq Level Limit Line Margin Read Level Ant Factor Cable Loss Preamp Factor Aux Factor APos TPos Remark MHz dBuV/m dBuV/m dB dBuV dB/m dB dB dB cm deg 1 10500.00 47.37 68.20 -20.83 49.00 38.90 15.42 56.49 0.54 -- -- PEAK 2 15750.00 46.76 74.00 -27.24 45.01 38.20 18.91 56.18 0.82 -- -- PEAK	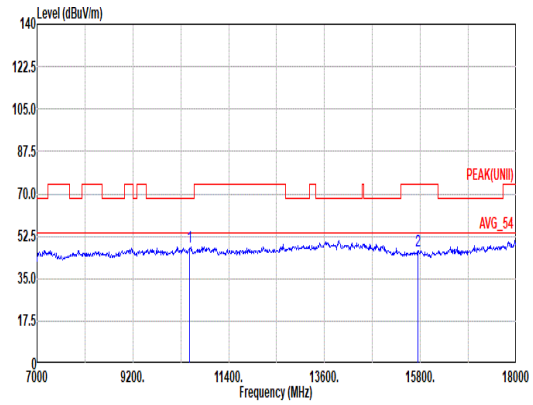 Site : 03CH13-HY Condition: PEAK(UNII) 3m HORN_9120D_1326 VERTICAL Mode : 25 Freq Level Limit Line Margin Read Level Ant Factor Cable Loss Preamp Factor Aux Factor APos TPos Remark MHz dBuV/m dBuV/m dB dBuV dB/m dB dB dB cm deg 1 10500.00 47.98 68.20 -20.22 49.61 38.90 15.42 56.49 0.54 -- -- PEAK 2 15750.00 46.58 74.00 -27.42 44.83 38.20 18.91 56.18 0.82 -- -- PEAK

Mode	25	
	Harmonic	
	U-NII-2A_5.25-5.35_802.11be EHT160_CH50_Full RU_5250MHz	
ANT	3+4	
Pol.	Horizontal	Vertical
14.47G ~14.5G Avg	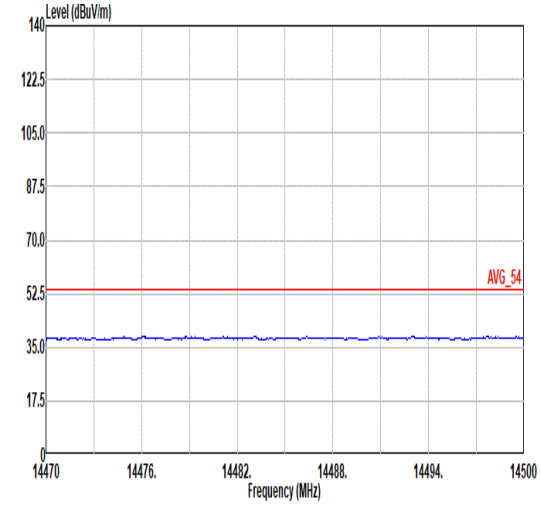 Site : 03CH13-HY Condition: AVG_54 3m HORN_9120D_1326 HORIZONTAL Mode : 25	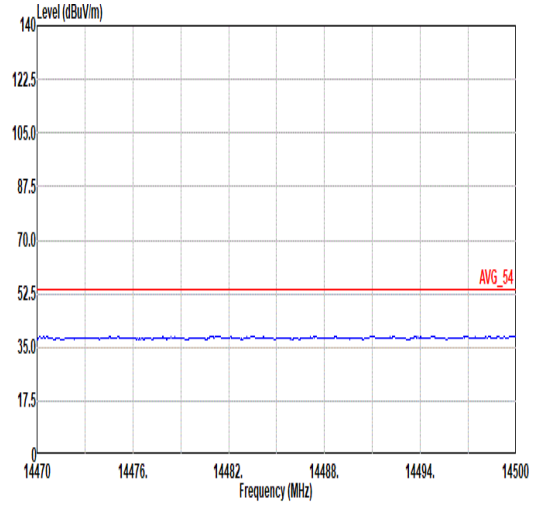 Site : 03CH13-HY Condition: AVG_54 3m HORN_9120D_1326 VERTICAL Mode : 25
17.7G ~18G Avg	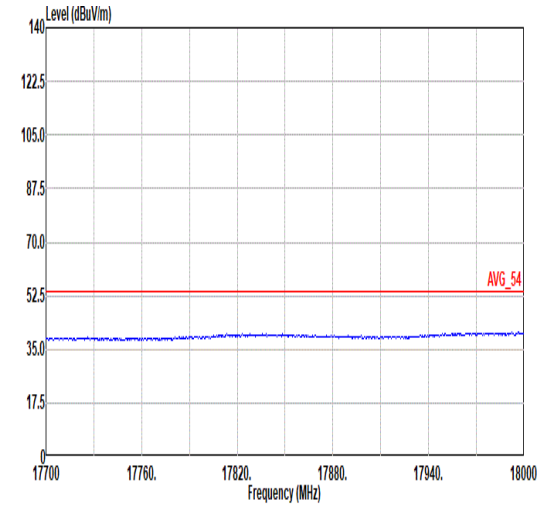 Site : 03CH13-HY Condition: AVG_54 3m HORN_9120D_1326 HORIZONTAL Mode : 25	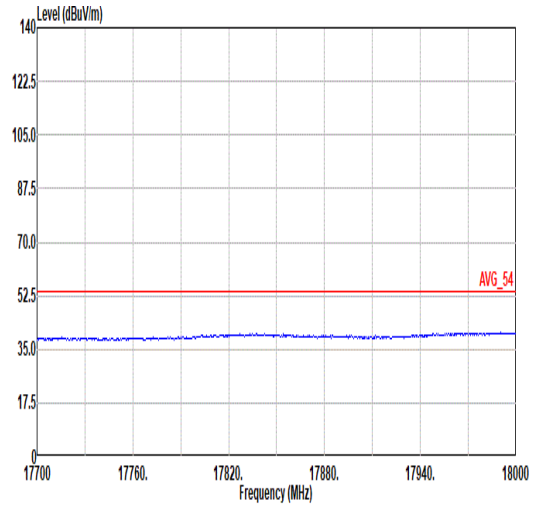 Site : 03CH13-HY Condition: AVG_54 3m HORN_9120D_1326 VERTICAL Mode : 25

Mode	26	
	Band Edge	
	U-NII-2C_5.47-5.725_802.11a_CH100_5500MHz	
ANT	3+4	
Pol.	Horizontal	Fundamental
Peak	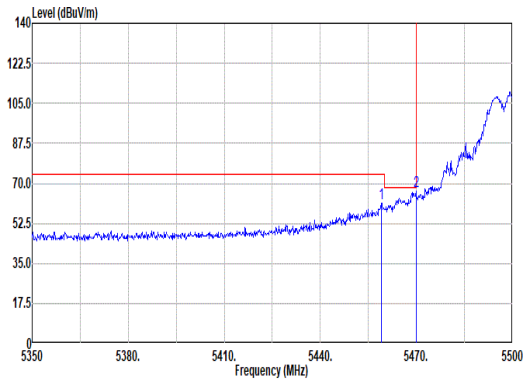 Site : 03CH13-HY Condition: PEAK_BE(UNII)_B3 3m HORN_9120D_1326 HORIZONTAL : RBW:1000.000kHz VBW:3000.000kHz SWT:Auto 1 5459.05 61.39 74.00 -12.61 54.78 33.10 10.31 36.80 0.00 255 0 PEAK 2 5469.85 66.38 68.20 -1.82 59.76 33.10 10.31 36.79 0.00 255 0 PEAK	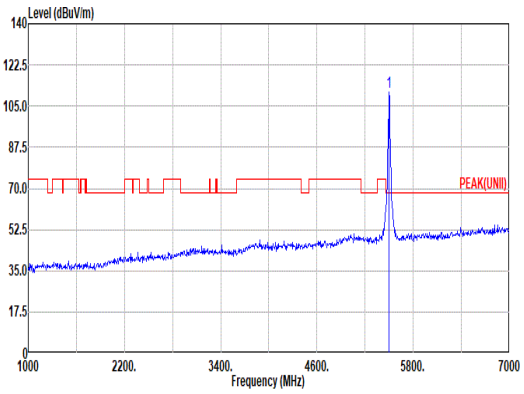 Site : 03CH13-HY Condition: PEAK(UNII) 3m HORN_9120D_1326 HORIZONTAL : RBW:1000.000kHz VBW:3000.000kHz SWT:Auto 1 5500.00 110.79 ------ ------ 104.17 33.10 10.31 36.79 0.00 255 0 PEAK
Avg	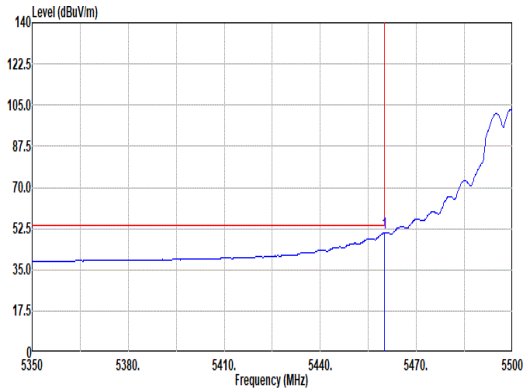 Site : 03CH13-HY Condition: AVG_BE(UNII)_B3 3m HORN_9120D_1326 HORIZONTAL : RBW:1000.000kHz VBW:0.010kHz SWT:Auto 1 5459.95 50.60 54.00 -3.40 43.99 33.10 10.31 36.80 0.00 255 0 AVERAGE	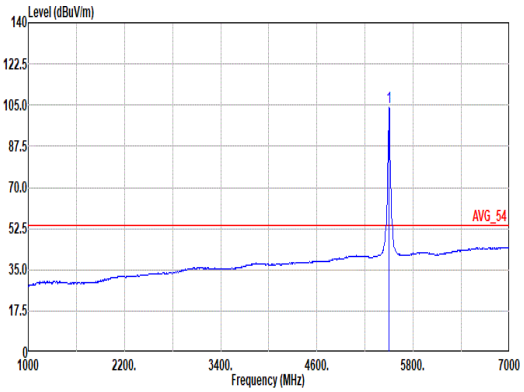 Site : 03CH13-HY Condition: AVG_54 3m HORN_9120D_1326 HORIZONTAL : RBW:1000.000kHz VBW:0.010kHz SWT:Auto 1 5500.00 104.31 ------ ------ 97.69 33.10 10.31 36.79 0.00 255 0 AVERAGE

Mode	26	
	Band Edge	
	U-NII-2C_5.47-5.725_802.11a_CH100_5500MHz	
ANT	3+4	
Pol.	Vertical	Fundamental
Peak	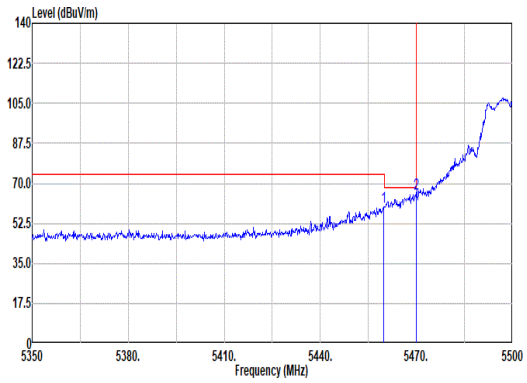 Site : 03CH13-HY Condition: PEAK_BE(UNII)_B3 3m HORN_9120D_1326 VERTICAL : RBW:1000.000kHz VBW:3000.000kHz SWT:Auto Freq Level Limit Line Margin Read Level Ant Factor Cable Loss Preamp Factor Aux Factor APos TPos Remark MHz dBuV/m dBuV/m dB dBuV dB/m dB dB dB cm deg 1 5459.80 59.84 74.00 -14.16 53.23 33.10 10.31 36.80 0.00 400 79 PEAK 2 5470.00 65.53 68.20 -2.67 58.91 33.10 10.31 36.79 0.00 400 79 PEAK	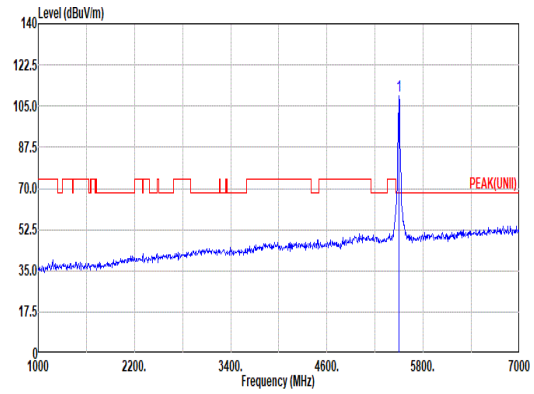 Site : 03CH13-HY Condition: PEAK(UNII) 3m HORN_9120D_1326 VERTICAL : RBW:1000.000kHz VBW:3000.000kHz SWT:Auto Freq Level Limit Line Margin Read Level Ant Factor Cable Loss Preamp Factor Aux Factor APos TPos Remark MHz dBuV/m dBuV/m dB dBuV dB/m dB dB dB cm deg 1 5500.00 109.54 ------ ------ 102.92 33.10 10.31 36.79 0.00 400 79 PEAK
Avg	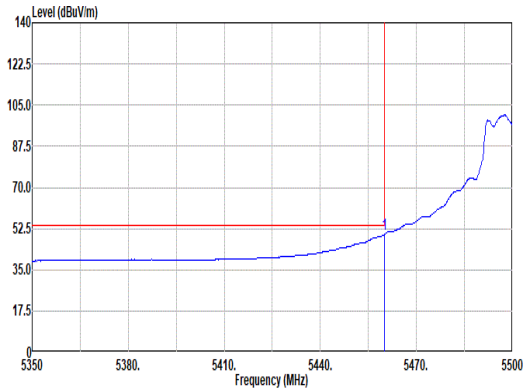 Site : 03CH13-HY Condition: AVG_BE(UNII)_B3 3m HORN_9120D_1326 VERTICAL : RBW:1000.000kHz VBW:0.010kHz SWT:Auto Freq Level Limit Line Margin Read Level Ant Factor Cable Loss Preamp Factor Aux Factor APos TPos Remark MHz dBuV/m dBuV/m dB dBuV dB/m dB dB dB cm deg 1 5459.95 50.02 54.00 -3.98 43.41 33.10 10.31 36.80 0.00 400 79 AVERAGE	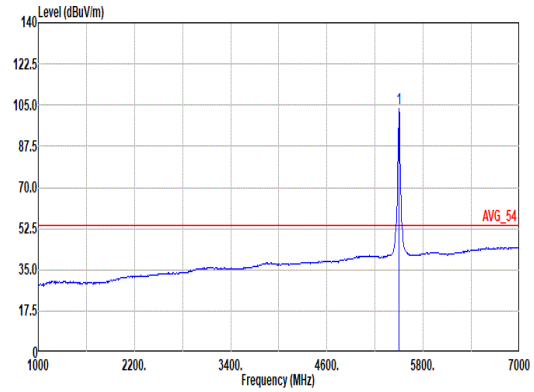 Site : 03CH13-HY Condition: AVG_54 3m HORN_9120D_1326 VERTICAL : RBW:1000.000kHz VBW:0.010kHz SWT:Auto Freq Level Limit Line Margin Read Level Ant Factor Cable Loss Preamp Factor Aux Factor APos TPos Remark MHz dBuV/m dBuV/m dB dBuV dB/m dB dB dB cm deg 1 5500.00 103.39 ------ ------ 96.77 33.10 10.31 36.79 0.00 400 79 AVERAGE

Mode	26	
	Harmonic	
	U-NII-2C_5.47-5.725_802.11a_CH100_5500MHz	
ANT	3+4	
Pol.	Horizontal	Vertical
Peak Avg	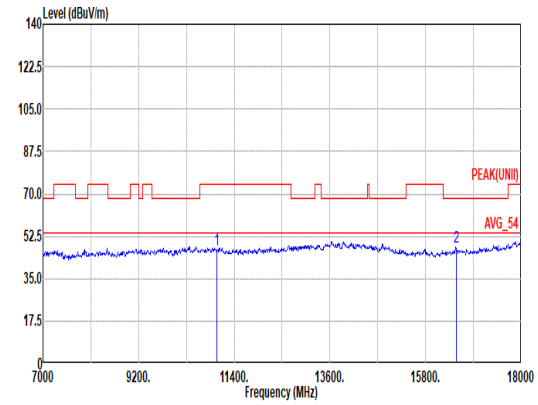 Site : 03CH13-HY Condition: PEAK(UNII) 3m HORN_9120D_1326 HORIZONTAL Freq Level Limit Line Margin Read Level Ant Factor Cable Loss Preamp Factor Aux Factor APos TPos Remark MHz dBuV/m dBuV/m dB dBuV dB/m dB dB dB cm deg 1 11000.00 46.83 74.00 -27.17 47.97 38.90 15.70 56.29 0.55 -- -- PEAK 2 16500.00 47.97 68.20 -20.23 44.81 38.60 19.28 55.54 0.82 -- -- PEAK	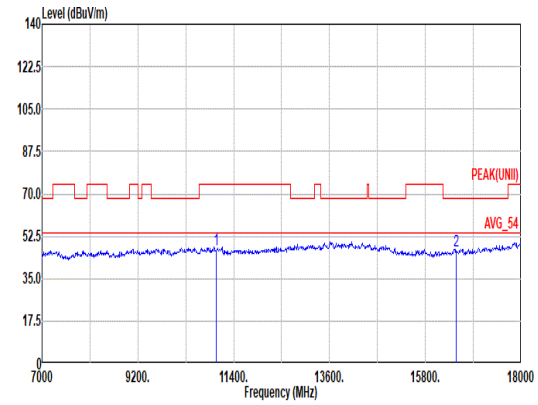 Site : 03CH13-HY Condition: PEAK(UNII) 3m HORN_9120D_1326 VERTICAL Freq Level Limit Line Margin Read Level Ant Factor Cable Loss Preamp Factor Aux Factor APos TPos Remark MHz dBuV/m dBuV/m dB dBuV dB/m dB dB dB cm deg 1 11000.00 46.90 74.00 -27.10 48.04 38.90 15.70 56.29 0.55 -- -- PEAK 2 16500.00 46.67 68.20 -21.53 43.51 38.60 19.28 55.54 0.82 -- -- PEAK

Mode	26	
	Harmonic	
	U-NII-2C_5.47-5.725_802.11a_CH100_5500MHz	
ANT	3+4	
Pol.	Horizontal	Vertical
14.47G ~14.5G Avg	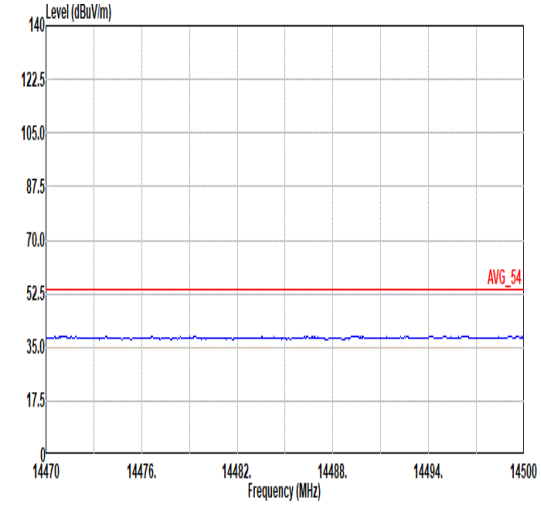 Site : 03CH13-HY Condition: AVG_54 3m HORN_9120D_1326 HORIZONTAL	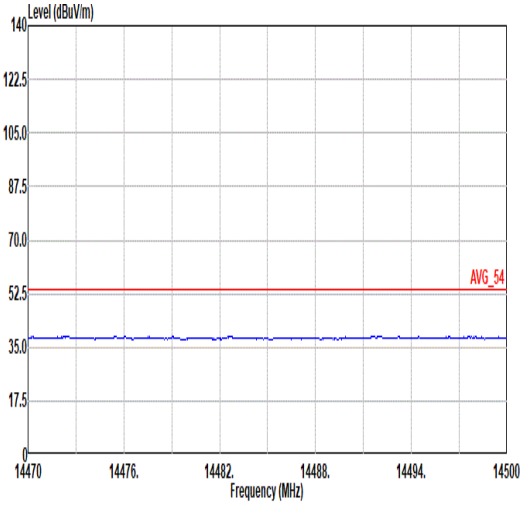 Site : 03CH13-HY Condition: AVG_54 3m HORN_9120D_1326 VERTICAL
17.7G ~18G Avg	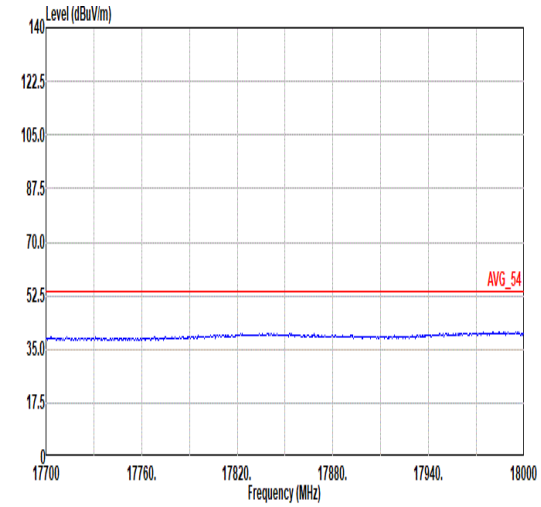 Site : 03CH13-HY Condition: AVG_54 3m HORN_9120D_1326 HORIZONTAL	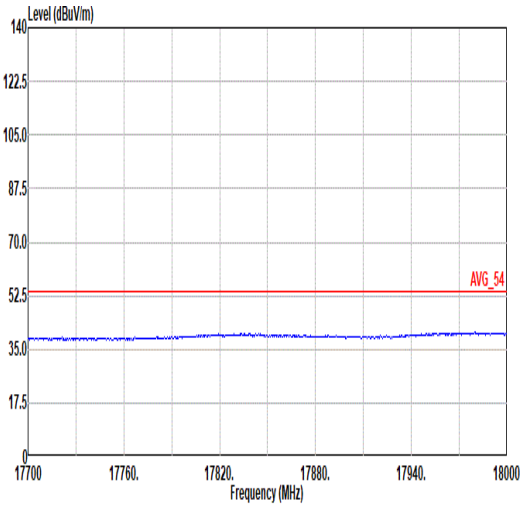 Site : 03CH13-HY Condition: AVG_54 3m HORN_9120D_1326 VERTICAL