BANDEDGE (HIGH CHANNEL)

HORIZONTAL RESULT

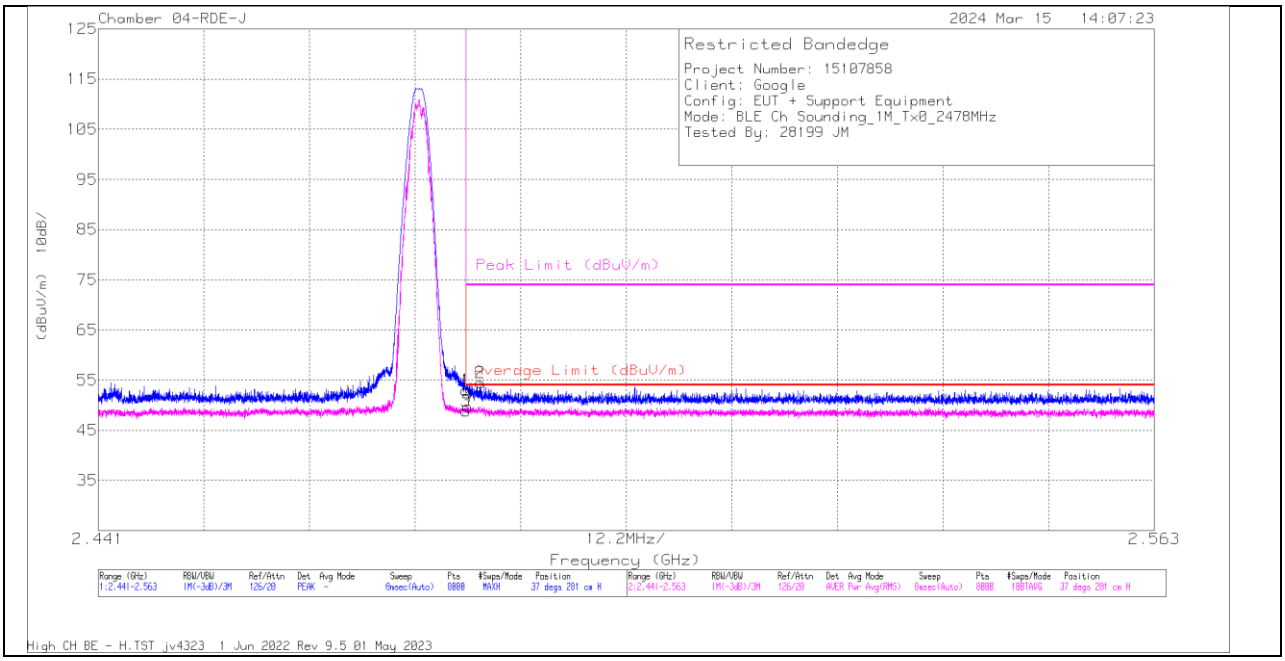

Marker	Frequency (GHz)	Meter Reading (dBuV)	Det	222741 ACF 3m (dB/m)	Cbl/Amp (dB)	DCCF (dB)	Corrected Reading (dBuV/m)	Average Limit (dBuV/m)	Margin (dB)	Peak Limit (dBuV/m)	PK Margin (dB)	Azimuth (Degs)	Height (cm)	Polarity
1	* ** 2.4835	57.84	Pk	32.2	-37	0	53.04	-	-	74	-20.96	37	281	H
2	* ** 2.485155	59.18	Pk	32.3	-37	0	54.48	-	-	74	-19.52	37	281	H
3	* ** 2.4835	45.45	RMS	32.2	-37	8.22	48.87	54	-5.13	-	-	37	281	H
4	* ** 2.48369	46.27	RMS	32.3	-37	8.22	49.79	54	-4.21	-	-	37	281	H

* - indicates frequency in CFR47 Pt 15 / IC RSS-Restricted Band
** - indicates frequency in Taiwan NCC LP0002 Restricted Band
Pk - Peak detector
RMS - RMS detection

UL VERIFICATION SERVICES INC.
47173 Benicia Street, Fremont, CA 94538, USA TEL:(510) 319-4000 FAX:(510) 661-0888

This report shall not be reproduced except in full, without the written approval of UL VERIFICATION SERVICES INC.

VERTICAL RESULT

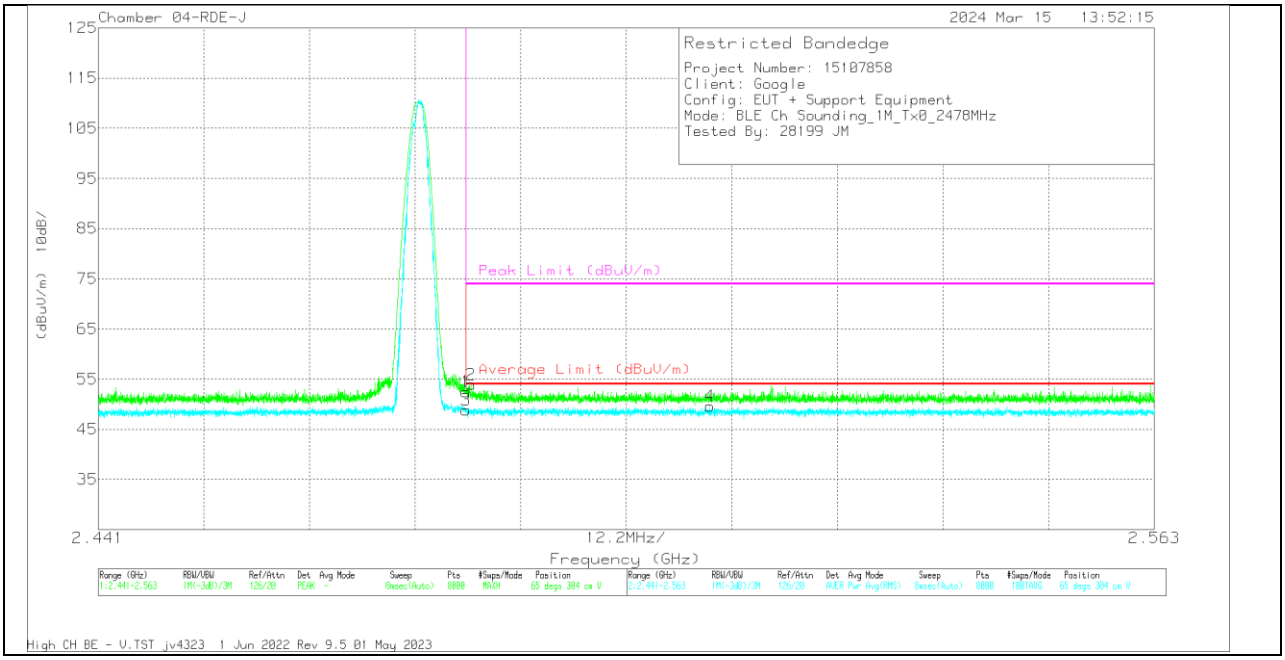

Marker	Frequency (GHz)	Meter Reading (dBuV)	Det	222741 ACF 3m (dB/m)	Cbl/Amp (dB)	DCCF (dB)	Corrected Reading (dBuV/m)	Average Limit (dBuV/m)	Margin (dB)	Peak Limit (dBuV/m)	PK Margin (dB)	Azimuth (Degs)	Height (cm)	Polarity
1	* ** 2.4835	57.3	Pk	32.2	-37	0	52.5	-	-	74	-21.5	65	304	V
2	* ** 2.484041	58.64	Pk	32.3	-37	0	53.94	-	-	74	-20.06	65	304	V
3	* ** 2.4835	45.48	RMS	32.2	-37	8.22	48.9	54	-5.1	-	-	65	304	V
4	** 2.511678	45.98	RMS	32.3	-36.9	8.22	49.6	54	-4.4	-	-	65	304	V

* - indicates frequency in CFR47 Pt 15 / IC RSS-Restricted Band
** - indicates frequency in Taiwan NCC LP0002 Restricted Band
Pk - Peak detector
RMS - RMS detection

UL VERIFICATION SERVICES INC.
47173 Benicia Street, Fremont, CA 94538, USA TEL:(510) 319-4000 FAX:(510) 661-0888

This report shall not be reproduced except in full, without the written approval of UL VERIFICATION SERVICES INC.

HARMONICS AND SPURIOUS EMISSIONS

LOW CHANNEL RESULTS

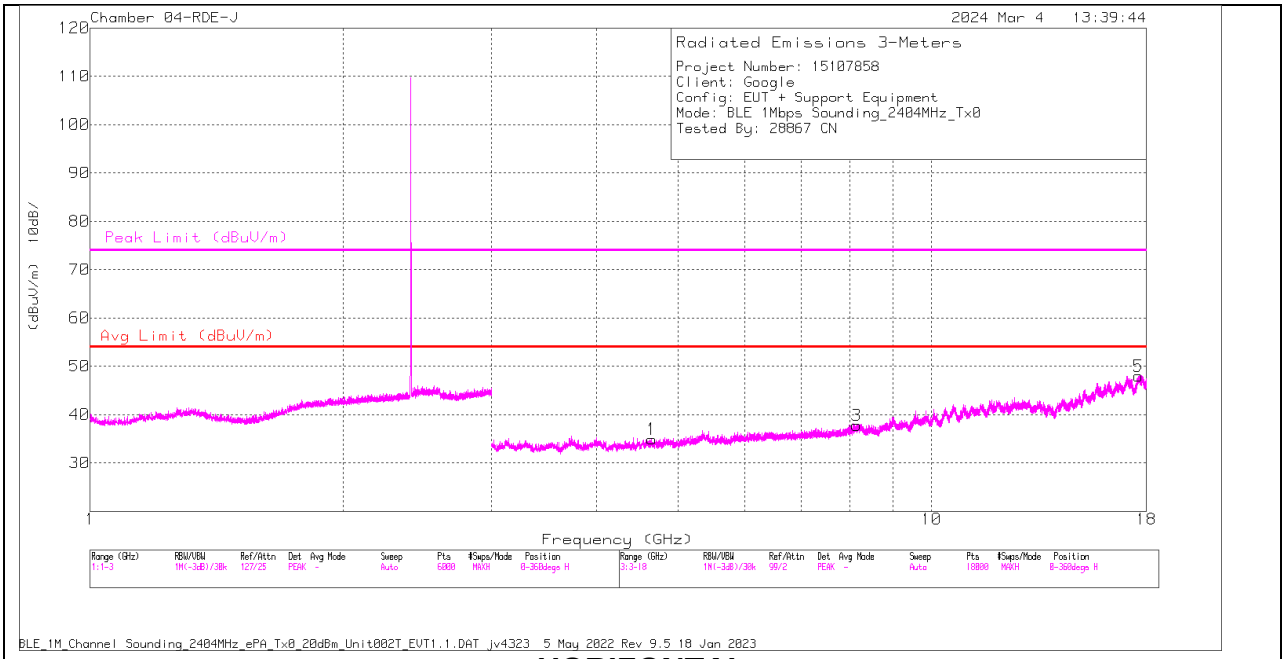

HORIZONTAL

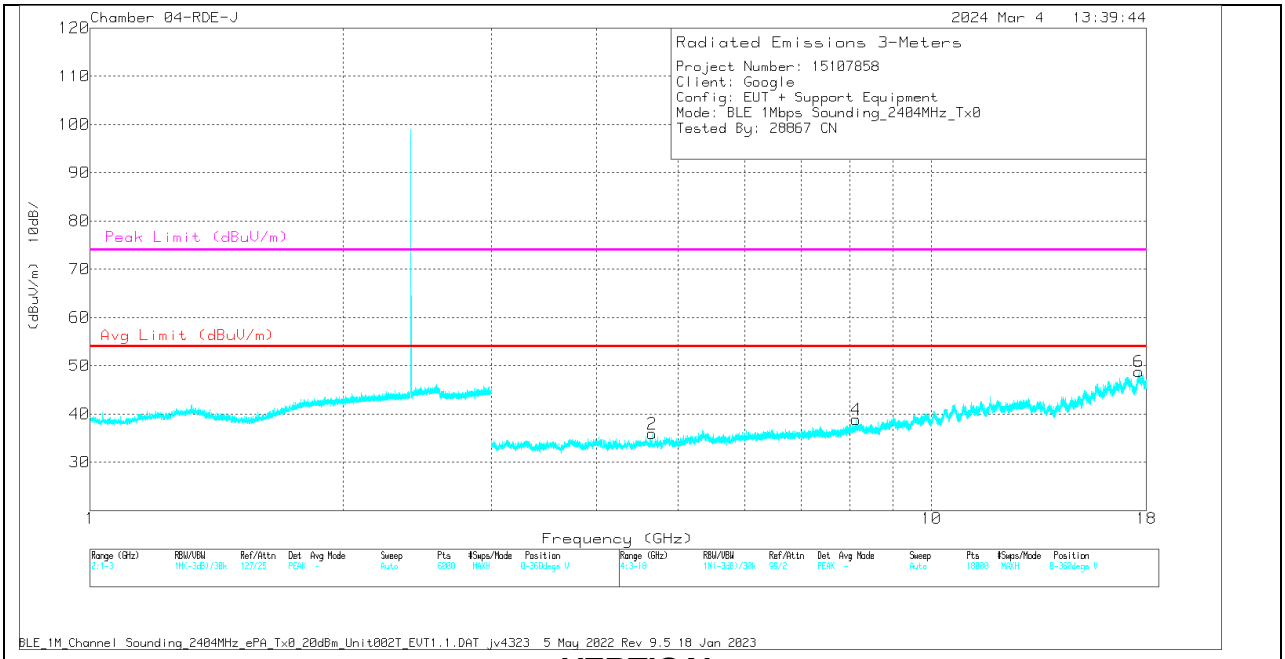

VERTICAL

UL VERIFICATION SERVICES INC.
47173 Benicia Street, Fremont, CA 94538, USA TEL:(510) 319-4000 FAX:(510) 661-0888

This report shall not be reproduced except in full, without the written approval of UL VERIFICATION SERVICES INC.

RADIATED EMISSIONS

Marker	Frequency (GHz)	Meter Reading (dBuV)	Det	222741 ACF 3m (dB/m)	Cbl/Amp (dB)	DCCF (dB)	Corrected Reading (dBuV/m)	Avg Limit (dBuV/m)	Margin (dB)	Peak Limit (dBuV/m)	PK Margin (dB)	Azimuth (Degs)	Height (cm)	Polarity
1	* ** 4.651114	54.84	PK2	34.1	-45	0	43.94	-	-	74	-30.06	135	355	H
	* ** 4.652985	43.58	MAv1	34.1	-45	8.22	40.9	54	-13.1	-	-	135	355	H
2	* ** 4.639238	55.11	PK2	34.1	-44.9	0	44.31	-	-	74	-29.69	327	214	V
	* ** 4.639985	43.79	MAv1	34.1	-44.8	8.22	41.31	54	-12.69	-	-	327	214	V
3	* ** 8.140098	52.8	PK2	35.9	-41.1	0	47.6	-	-	74	-26.4	17	160	H
	* ** 8.136036	41.22	MAv1	35.9	-41	8.22	44.34	54	-9.66	-	-	17	160	H
4	* ** 8.132066	52.24	PK2	35.9	-40.9	0	47.24	-	-	74	-26.76	109	363	V
	* ** 8.129366	41.23	MAv1	35.9	-41	8.22	44.35	54	-9.65	-	-	109	363	V
5	17.614168	54.33	PK2	42.1	-37.9	0	58.53	-	-	74	-15.47	17	199	H
6	17.635187	53.59	PK2	42.1	-37.9	0	57.79	-	-	74	-16.21	109	101	V

* - indicates frequency in CFR47 Pt 15 / IC RSS-Restricted Band
** - indicates frequency in Taiwan NCC LP0002 Restricted Band
PK2 - KDB558074 Method: Maximum Peak
MAv1 - KDB558074 Option 1 Maximum RMS Average

UL VERIFICATION SERVICES INC.
47173 Benicia Street, Fremont, CA 94538, USA TEL:(510) 319-4000 FAX:(510) 661-0888

This report shall not be reproduced except in full, without the written approval of UL VERIFICATION SERVICES INC.

MID CHANNEL RESULTS

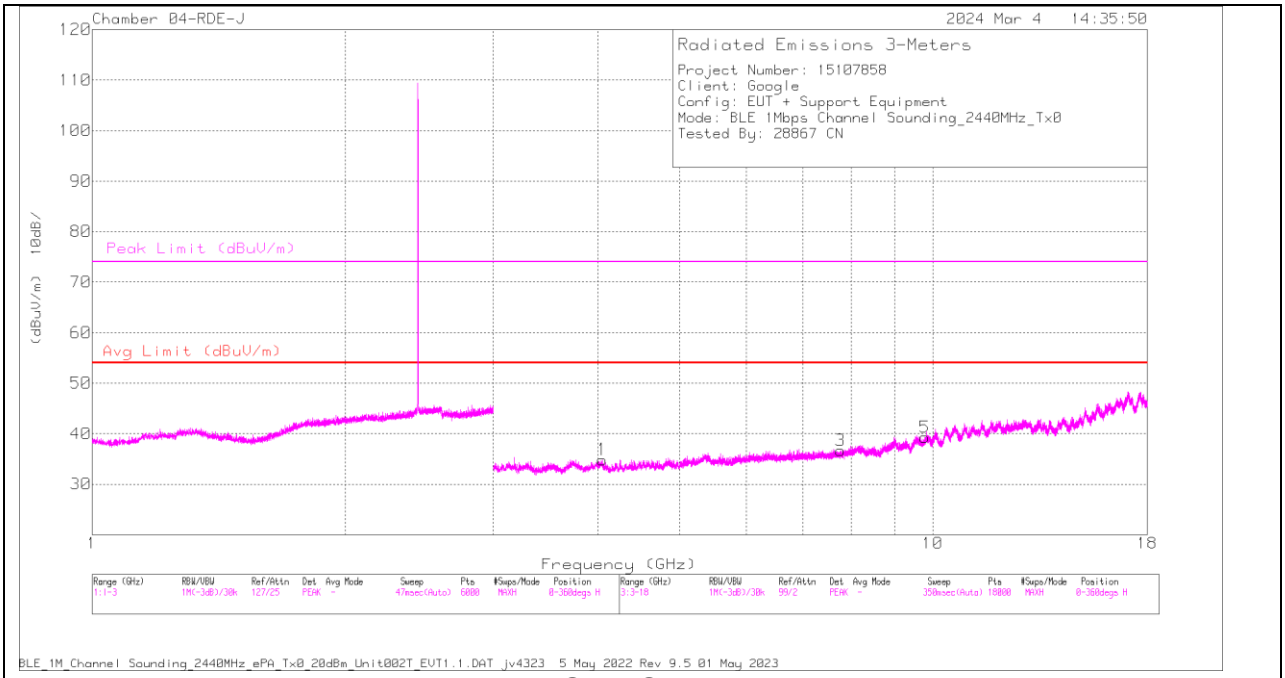

HORIZONTAL

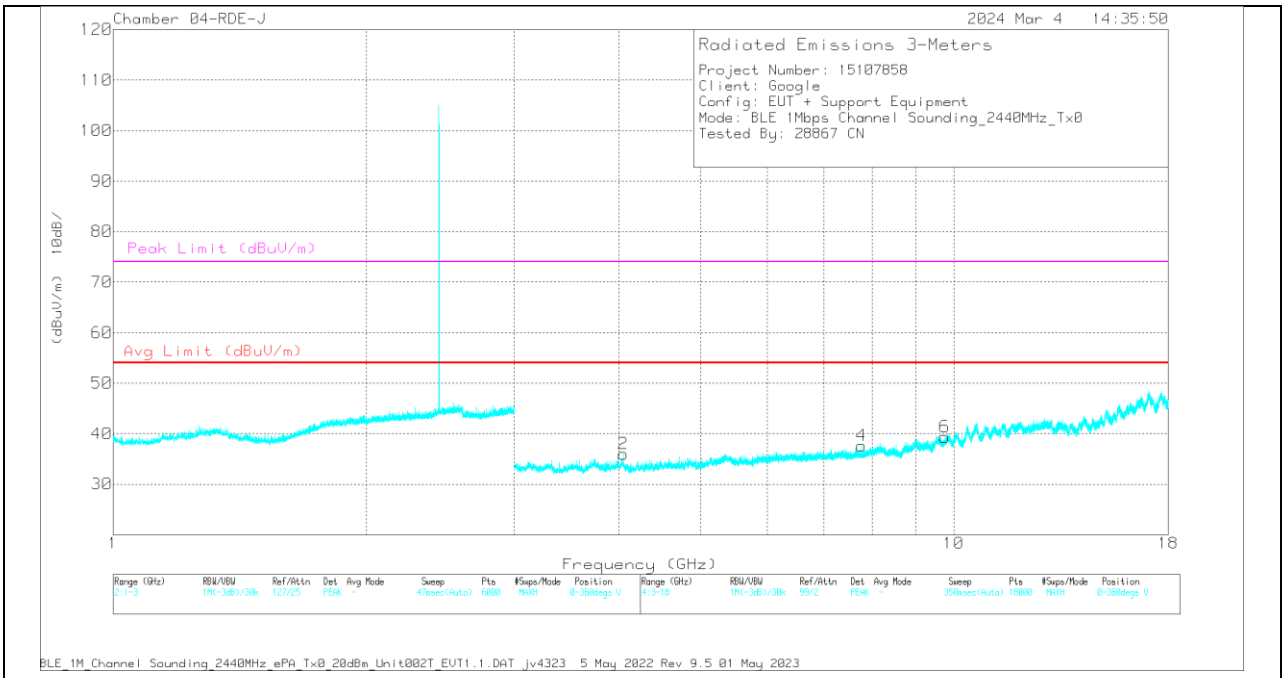

VERTICAL

UL VERIFICATION SERVICES INC.
47173 Benicia Street, Fremont, CA 94538, USA TEL:(510) 319-4000 FAX:(510) 661-0888

This report shall not be reproduced except in full, without the written approval of UL VERIFICATION SERVICES INC.

RADIATED EMISSIONS

Marker	Frequency (GHz)	Meter Reading (dBuV)	Det	222741 ACF 3m (dB/m)	Cbl/Amp (dB)	DCCF (dB)	Corrected Reading (dBuV/m)	Avg Limit (dBuV/m)	Margin (dB)	Peak Limit (dBuV/m)	PK Margin (dB)	Azimuth (Degs)	Height (cm)	Polarity
1	* ** 4.055382	54.91	PK2	33.5	-44.1	0	44.31	-	-	74	-29.69	359	161	H
	* ** 4.038997	43.54	MAv1	33.5	-44.1	8.22	41.16	54	-12.84	-	-	359	161	H
2	* ** 4.049919	54.59	PK2	33.5	-44.1	0	43.99	-	-	74	-30.01	69	209	V
	* ** 4.036973	43.49	MAv1	33.5	-44	8.22	41.21	54	-12.79	-	-	69	209	V
3	7.768099	52.11	PK2	35.8	-41.5	0	46.41	-	-	74	-27.59	359	199	H
4	7.766037	52.2	PK2	35.8	-41.5	0	46.5	-	-	74	-27.5	69	101	V
5	9.783169	54.42	PK2	36.8	-40.6	0	50.62	-	-	74	-23.38	228	242	H
6	9.753996	53.52	PK2	36.8	-41	0	49.32	-	-	74	-24.68	233	101	V

* - indicates frequency in CFR47 Pt 15 / IC RSS-Restricted Band
** - indicates frequency in Taiwan NCC LP0002 Restricted Band
PK2 - KDB558074 Method: Maximum Peak
MAv1 - KDB558074 Option 1 Maximum RMS Average

UL VERIFICATION SERVICES INC.
47173 Benicia Street, Fremont, CA 94538, USA TEL:(510) 319-4000 FAX:(510) 661-0888

This report shall not be reproduced except in full, without the written approval of UL VERIFICATION SERVICES INC.

HIGH CHANNEL RESULTS

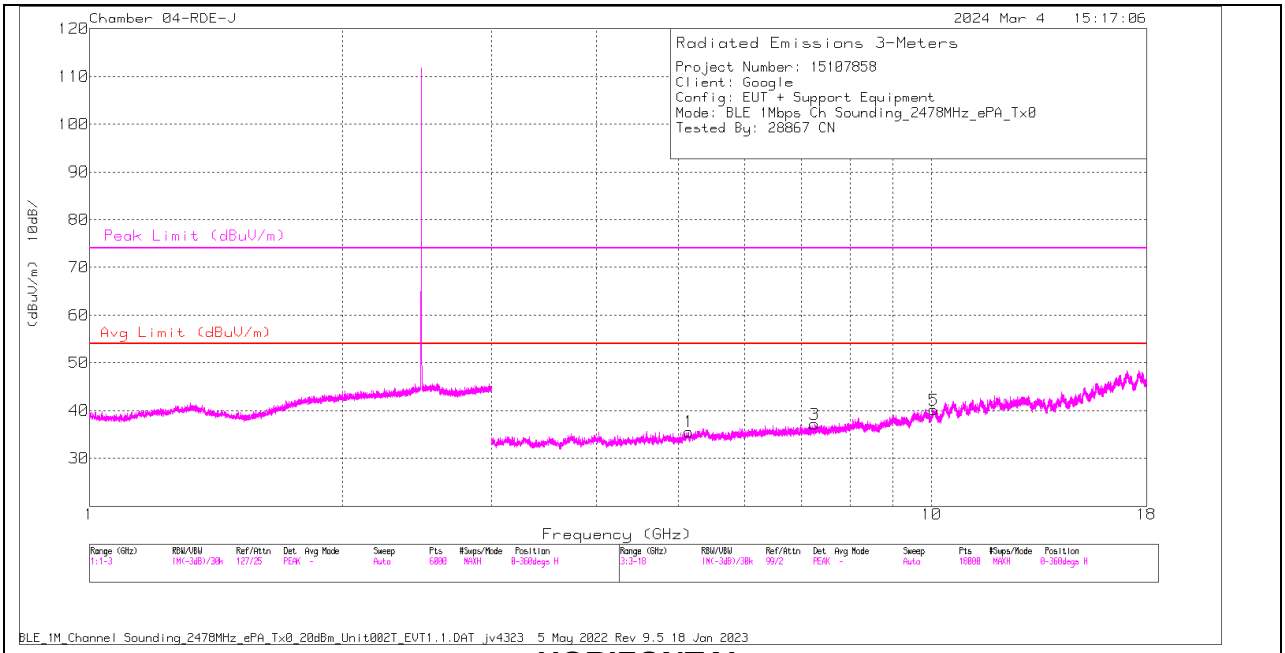

HORIZONTAL

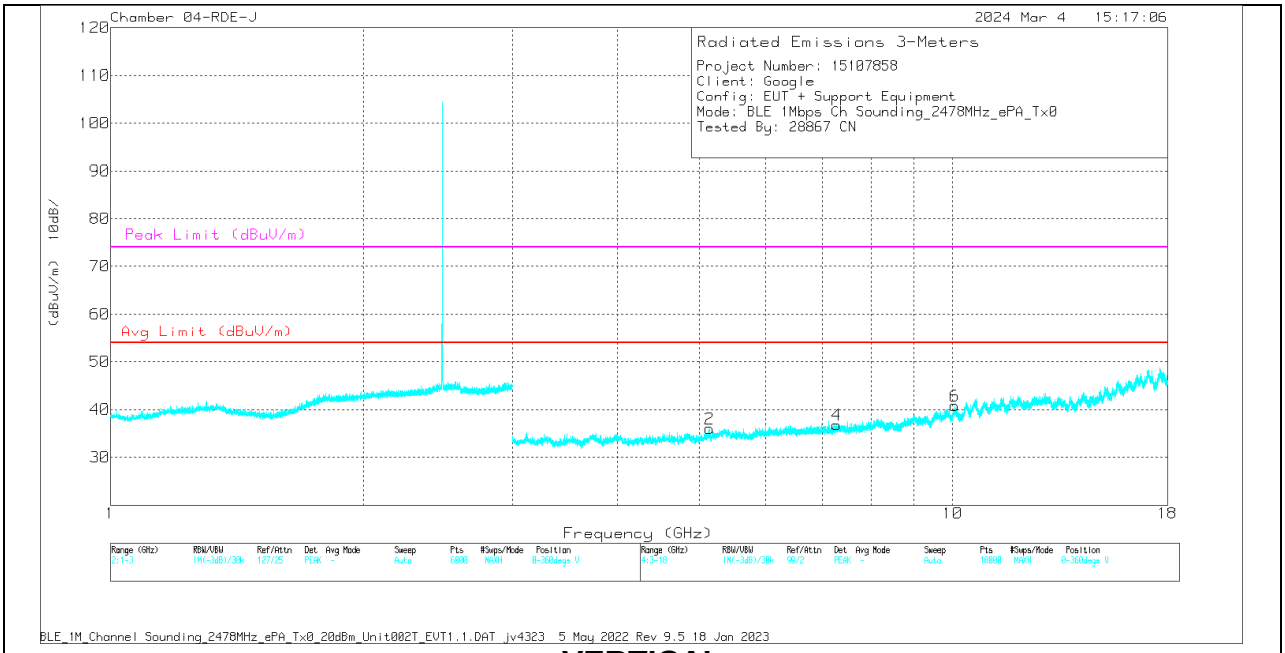

VERTICAL

UL VERIFICATION SERVICES INC.
47173 Benicia Street, Fremont, CA 94538, USA TEL:(510) 319-4000 FAX:(510) 661-0888

This report shall not be reproduced except in full, without the written approval of UL VERIFICATION SERVICES INC.

RADIATED EMISSIONS

Marker	Frequency (GHz)	Meter Reading (dBuV)	Det	222741 ACF 3m (dB/m)	Cbl/Amp (dB)	DCCF (dB)	Corrected Reading (dBuV/m)	Avg Limit (dBuV/m)	Margin (dB)	Peak Limit (dBuV/m)	PK Margin (dB)	Azimuth (Degs)	Height (cm)	Polarity
1	* ** 4.743271	55.28	PK2	34	-44.9	0	44.38	-	-	74	-29.62	253	194	H
	* ** 4.807938	44.1	MAv1	34	-45	8.22	41.32	54	-12.68	-	-	253	194	H
2	* ** 5.142386	55.11	PK2	34.6	-44.1	0	45.61	-	-	74	-28.39	88	245	V
	* ** 5.135926	43.5	MAv1	34.5	-44.1	8.22	42.12	54	-11.88	-	-	88	245	V
3	* ** 7.271477	53.21	PK2	35.8	-42.6	0	46.41	-	-	74	-27.59	19	248	H
	* ** 7.266306	41.48	MAv1	35.8	-42.5	8.22	43	54	-11	-	-	19	248	H
4	* ** 7.287417	53.49	PK2	35.8	-42.5	0	46.79	-	-	74	-27.21	7	342	V
	* ** 7.280359	41.5	MAv1	35.8	-42.4	8.22	43.12	54	-10.88	-	-	7	342	V
	10.060165	53.18	PK2	37.2	-39.4	0	50.98	-	-	74	-23.02	88	199	H
	10.060141	52.79	PK2	37.2	-39.4	0	50.59	-	-	74	-23.41	7	199	V

* - indicates frequency in CFR47 Pt 15 / IC RSS-Restricted Band
** - indicates frequency in Taiwan NCC LP0002 Restricted Band
PK2 - KDB558074 Method: Maximum Peak
MAv1 - KDB558074 Option 1 Maximum RMS Average

UL VERIFICATION SERVICES INC.
47173 Benicia Street, Fremont, CA 94538, USA TEL:(510) 319-4000 FAX:(510) 661-0888

This report shall not be reproduced except in full, without the written approval of UL VERIFICATION SERVICES INC.

Tx1

BANDEDGE (LOW CHANNEL)

HORIZONTAL RESULT

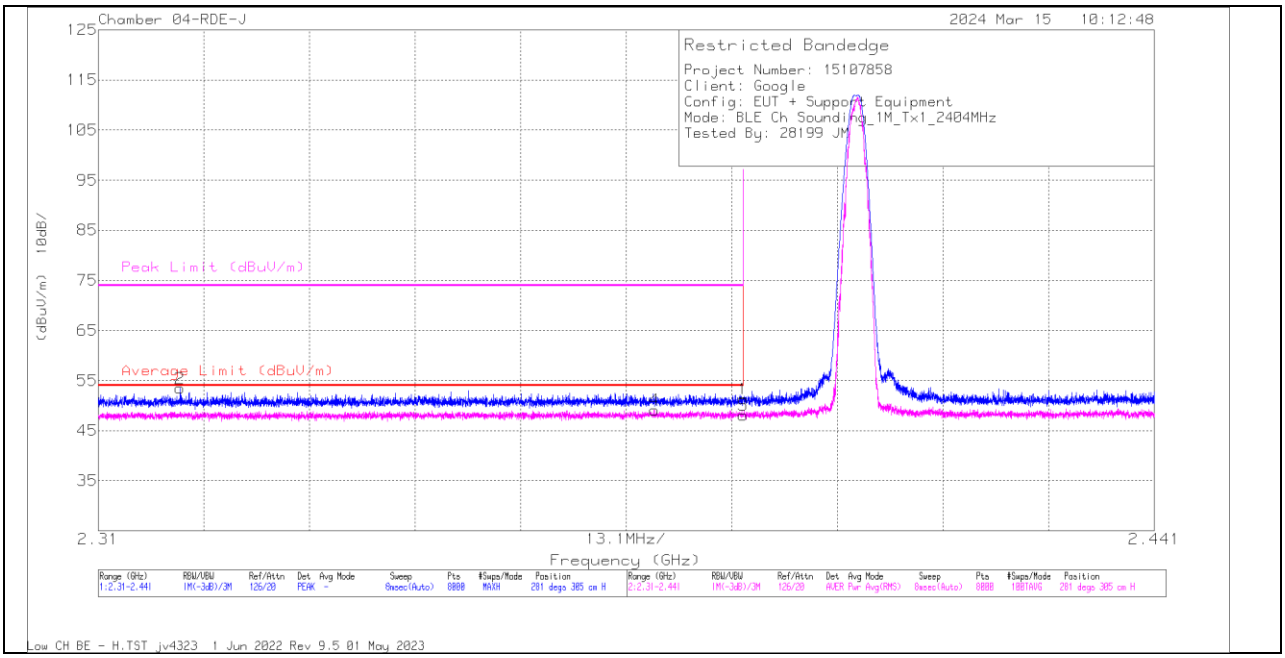

Marker	Frequency (GHz)	Meter Reading (dBuV)	Det	222741 ACF 3m (dB/m)	Cbl/Amp (dB)	DCCF (dB)	Corrected Reading (dBuV/m)	Average Limit (dBuV/m)	Margin (dB)	Peak Limit (dBuV/m)	PK Margin (dB)	Azimuth (Degs)	Height (cm)	Polarity
1	* ** 2.39	56.41	Pk	32	-37.1	0	51.31	-	-	74	-22.69	281	305	H
2	* ** 2.320154	58.74	Pk	31.8	-37.1	0	53.44	-	-	74	-20.56	281	305	H
3	* ** 2.39	44.97	RMS	32	-37.1	8.22	48.09	54	-5.91	-	-	281	305	H
4	* ** 2.378964	45.97	RMS	32	-37.1	8.22	49.09	54	-4.91	-	-	281	305	H

* - indicates frequency in CFR47 Pt 15 / IC RSS-Restricted Band
** - indicates frequency in Taiwan NCC LP0002 Restricted Band
Pk - Peak detector
RMS - RMS detection

UL VERIFICATION SERVICES INC.
47173 Benicia Street, Fremont, CA 94538, USA TEL:(510) 319-4000 FAX:(510) 661-0888

This report shall not be reproduced except in full, without the written approval of UL VERIFICATION SERVICES INC.

VERTICAL RESULT

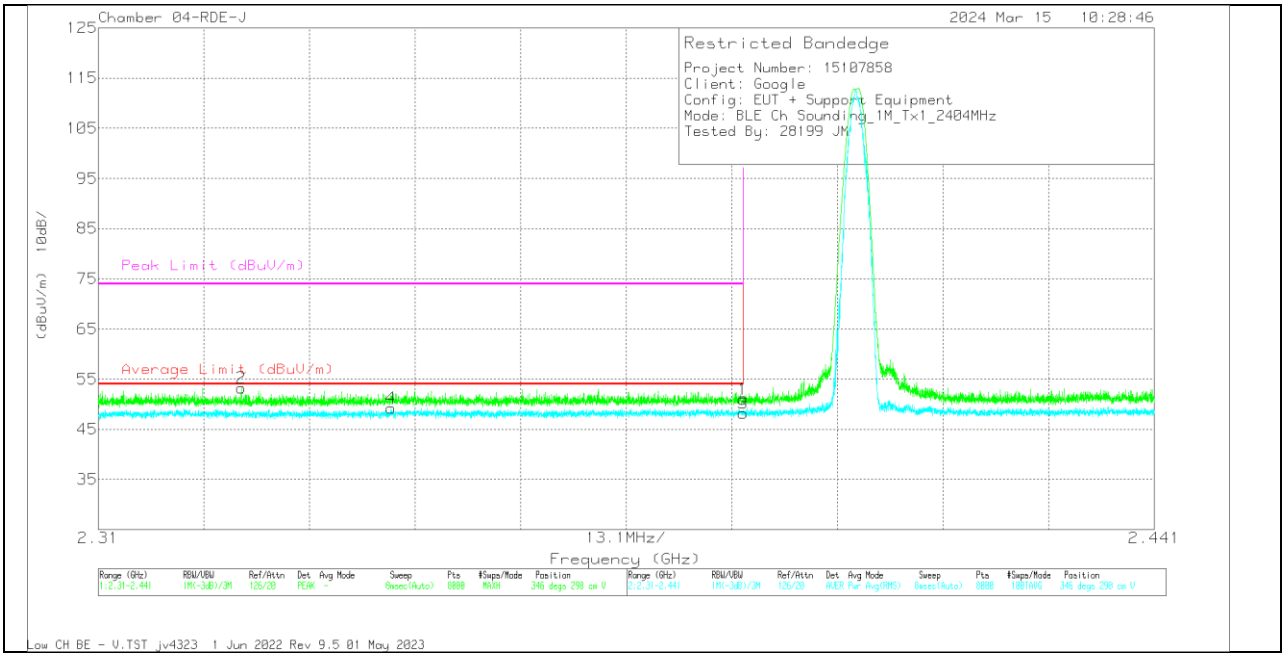

Marker	Frequency (GHz)	Meter Reading (dBuV)	Det	222741 ACF 3m (dB/m)	Cbl/Amp (dB)	DCCF (dB)	Corrected Reading (dBuV/m)	Average Limit (dBuV/m)	Margin (dB)	Peak Limit (dBuV/m)	PK Margin (dB)	Azimuth (Degs)	Height (cm)	Polarity
1	* ** 2.39	56.09	Pk	32	-37.1	0	50.99	-	-	74	-23.01	346	298	V
2	* ** 2.327736	58.69	Pk	31.8	-37.2	0	53.29	-	-	74	-20.71	346	298	V
3	* ** 2.39	45.11	RMS	32	-37.1	8.22	48.23	54	-5.77	-	-	346	298	V
4	* ** 2.346357	46.25	RMS	31.9	-37.1	8.22	49.27	54	-4.73	-	-	346	298	V

* - indicates frequency in CFR47 Pt 15 / IC RSS-Restricted Band
** - indicates frequency in Taiwan NCC LP0002 Restricted Band
Pk - Peak detector
RMS - RMS detection

UL VERIFICATION SERVICES INC.
47173 Benicia Street, Fremont, CA 94538, USA TEL:(510) 319-4000 FAX:(510) 661-0888

This report shall not be reproduced except in full, without the written approval of UL VERIFICATION SERVICES INC.

BANDEDGE (HIGH CHANNEL)

HORIZONTAL RESULT

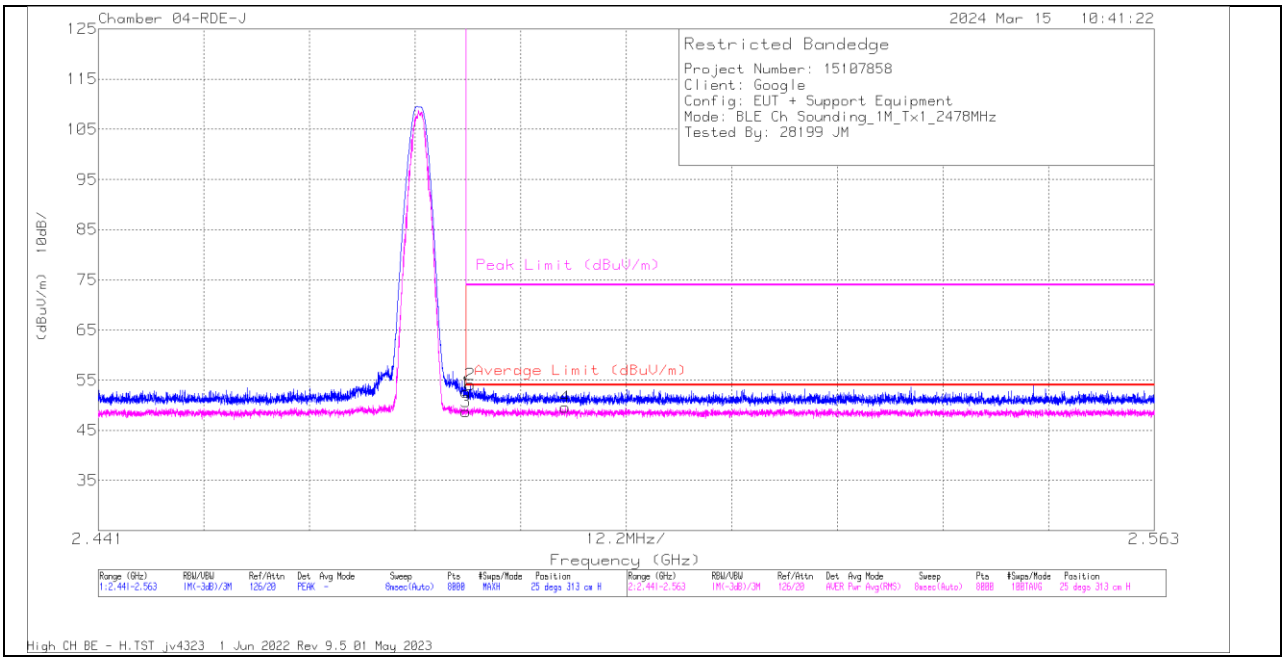

Marker	Frequency (GHz)	Meter Reading (dBuV)	Det	222741 ACF 3m (dB/m)	Cbl/Amp (dB)	DCCF (dB)	Corrected Reading (dBuV/m)	Average Limit (dBuV/m)	Margin (dB)	Peak Limit (dBuV/m)	PK Margin (dB)	Azimuth (Degs)	Height (cm)	Polarity
1	* ** 2.4835	57.36	Pk	32.2	-37	0	52.56	-	-	74	-21.44	25	313	H
2	* ** 2.484011	58.79	Pk	32.3	-37	0	54.09	-	-	74	-19.91	25	313	H
3	* ** 2.4835	45.28	RMS	32.2	-37	8.22	48.7	54	-5.3	-	-	25	313	H
4	* ** 2.494962	45.97	RMS	32.3	-36.9	8.22	49.59	54	-4.41	-	-	25	313	H

* - indicates frequency in CFR47 Pt 15 / IC RSS-Restricted Band
** - indicates frequency in Taiwan NCC LP0002 Restricted Band
Pk - Peak detector
RMS - RMS detection

UL VERIFICATION SERVICES INC.
47173 Benicia Street, Fremont, CA 94538, USA TEL:(510) 319-4000 FAX:(510) 661-0888

This report shall not be reproduced except in full, without the written approval of UL VERIFICATION SERVICES INC.

VERTICAL RESULT

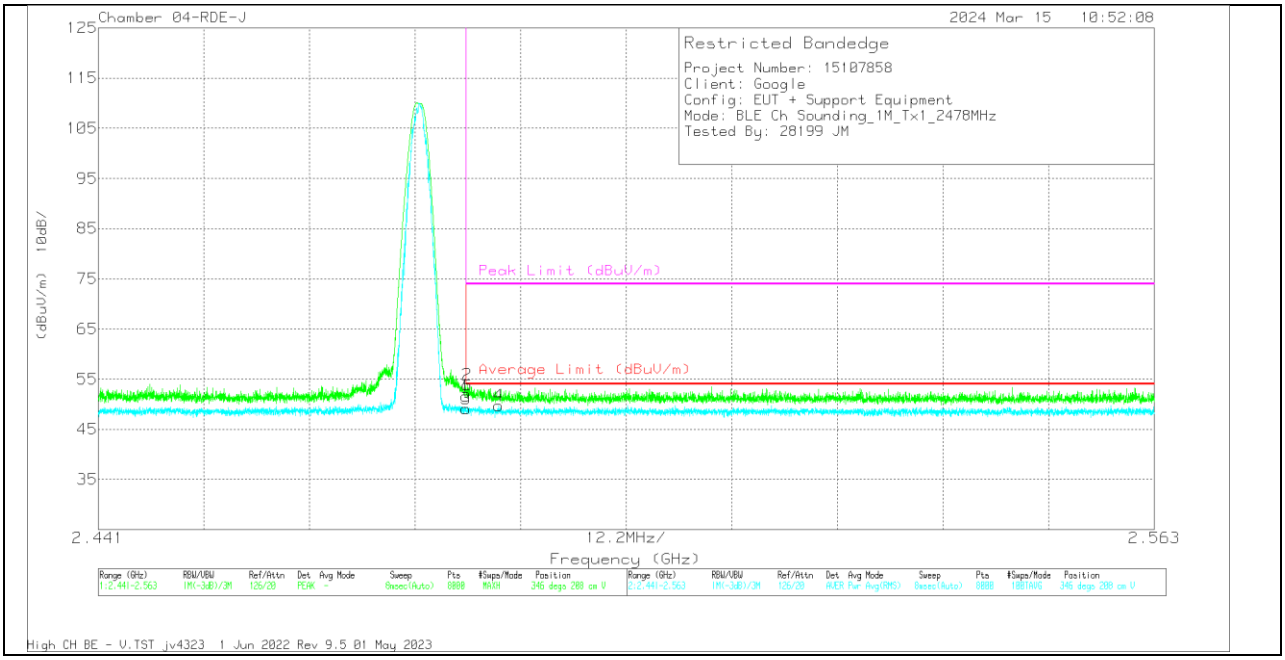

Marker	Frequency (GHz)	Meter Reading (dBuV)	Det	222741 ACF 3m (dB/m)	Cbl/Amp (dB)	DCCF (dB)	Corrected Reading (dBuV/m)	Average Limit (dBuV/m)	Margin (dB)	Peak Limit (dBuV/m)	PK Margin (dB)	Azimuth (Degs)	Height (cm)	Polarity
1	* ** 2.4835	56.37	Pk	32.2	-37	0	51.57	-	-	74	-22.43	346	208	V
2	* ** 2.483599	58.55	Pk	32.3	-37	0	53.85	-	-	74	-20.15	346	208	V
3	* ** 2.4835	45.73	RMS	32.2	-37	8.22	49.15	54	-4.85	-	-	346	208	V
4	* ** 2.487259	46.27	RMS	32.3	-37	8.22	49.79	54	-4.21	-	-	346	208	V

* - indicates frequency in CFR47 Pt 15 / IC RSS-Restricted Band
** - indicates frequency in Taiwan NCC LP0002 Restricted Band
Pk - Peak detector
RMS - RMS detection

UL VERIFICATION SERVICES INC.
47173 Benicia Street, Fremont, CA 94538, USA TEL:(510) 319-4000 FAX:(510) 661-0888

This report shall not be reproduced except in full, without the written approval of UL VERIFICATION SERVICES INC.

HARMONICS AND SPURIOUS EMISSIONS

LOW CHANNEL RESULTS

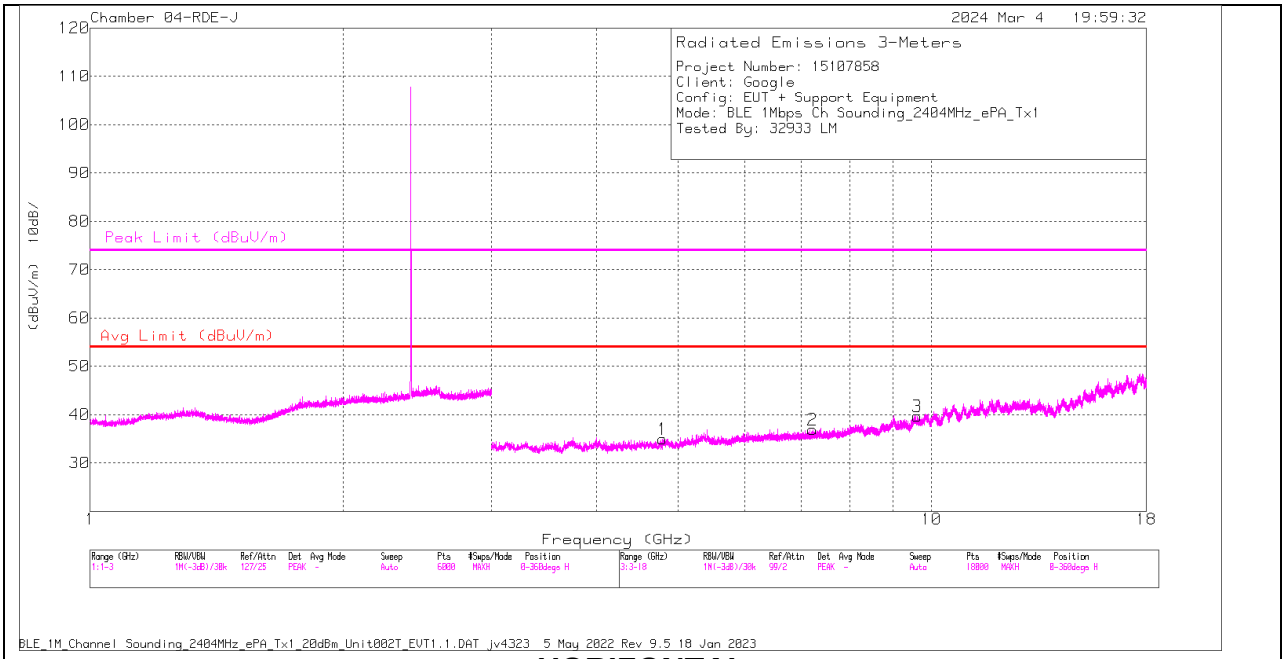

HORIZONTAL

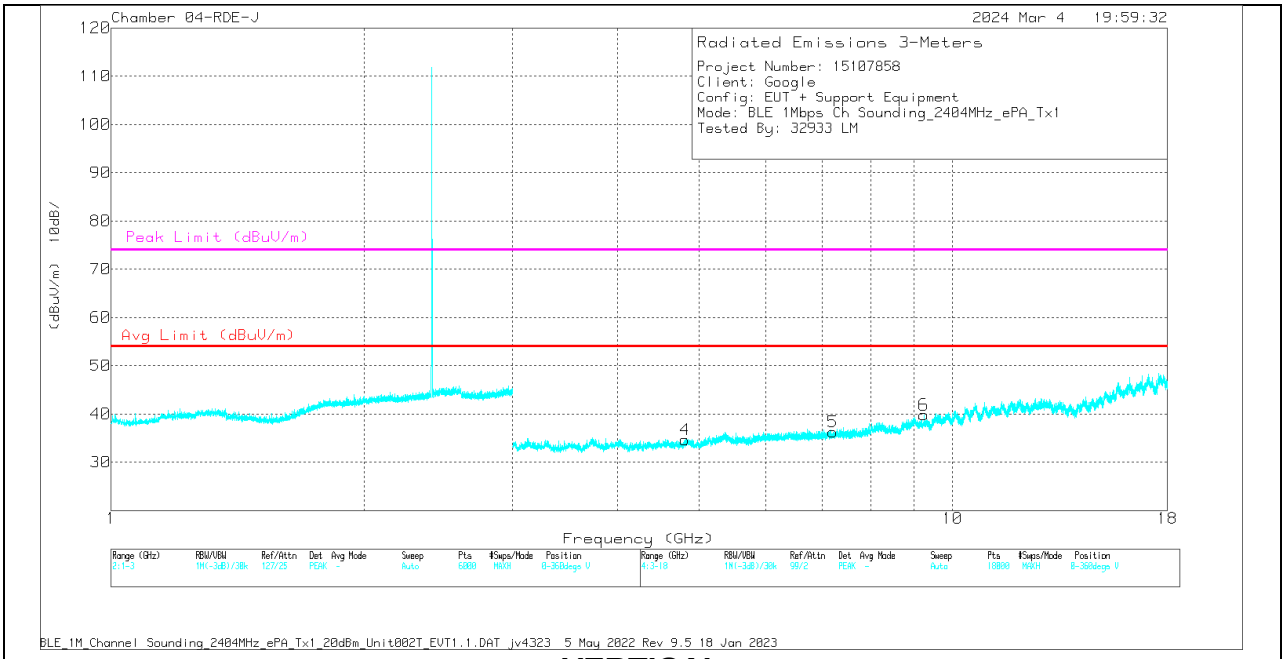

VERTICAL

UL VERIFICATION SERVICES INC.
47173 Benicia Street, Fremont, CA 94538, USA TEL:(510) 319-4000 FAX:(510) 661-0888

This report shall not be reproduced except in full, without the written approval of UL VERIFICATION SERVICES INC.

RADIATED EMISSIONS

Marker	Frequency (GHz)	Meter Reading (dBuV)	Det	222741 ACF 3m (dB/m)	Cbl/Amp (dB)	DCCF (dB)	Corrected Reading (dBuV/m)	Avg Limit (dBuV/m)	Margin (dB)	Peak Limit (dBuV/m)	PK Margin (dB)	Azimuth (Degs)	Height (cm)	Polarity
1	* ** 4.79093	55.06	PK2	34	-45.1	0	43.96	-	-	74	-30.04	123	364	H
	* ** 4.790511	43.61	MAv1	34	-45.1	8.22	40.73	54	-13.27	-	-	123	364	H
2	* ** 4.809724	55.26	PK2	34	-45	0	44.26	-	-	74	-29.74	241	317	V
	* ** 4.808301	43.83	MAv1	34	-45	8.22	41.05	54	-12.95	-	-	241	317	V
3	7.221452	52.67	PK2	35.8	-42.4	0	46.07	-	-	74	-27.93	139	105	H
4	7.210208	53.27	PK2	35.8	-42.4	0	46.67	-	-	74	-27.33	208	232	V
5	9.613304	53.21	PK2	36.7	-40.3	0	49.61	-	-	74	-24.39	198	200	H
6	9.240702	53.72	PK2	36.2	-41.1	0	48.82	-	-	74	-25.18	45	137	V

* - indicates frequency in CFR47 Pt 15 / IC RSS-Restricted Band
** - indicates frequency in Taiwan NCC LP0002 Restricted Band
PK2 - KDB558074 Method: Maximum Peak
MAv1 - KDB558074 Option 1 Maximum RMS Average

UL VERIFICATION SERVICES INC.
47173 Benicia Street, Fremont, CA 94538, USA TEL:(510) 319-4000 FAX:(510) 661-0888

This report shall not be reproduced except in full, without the written approval of UL VERIFICATION SERVICES INC.

MID CHANNEL RESULTS

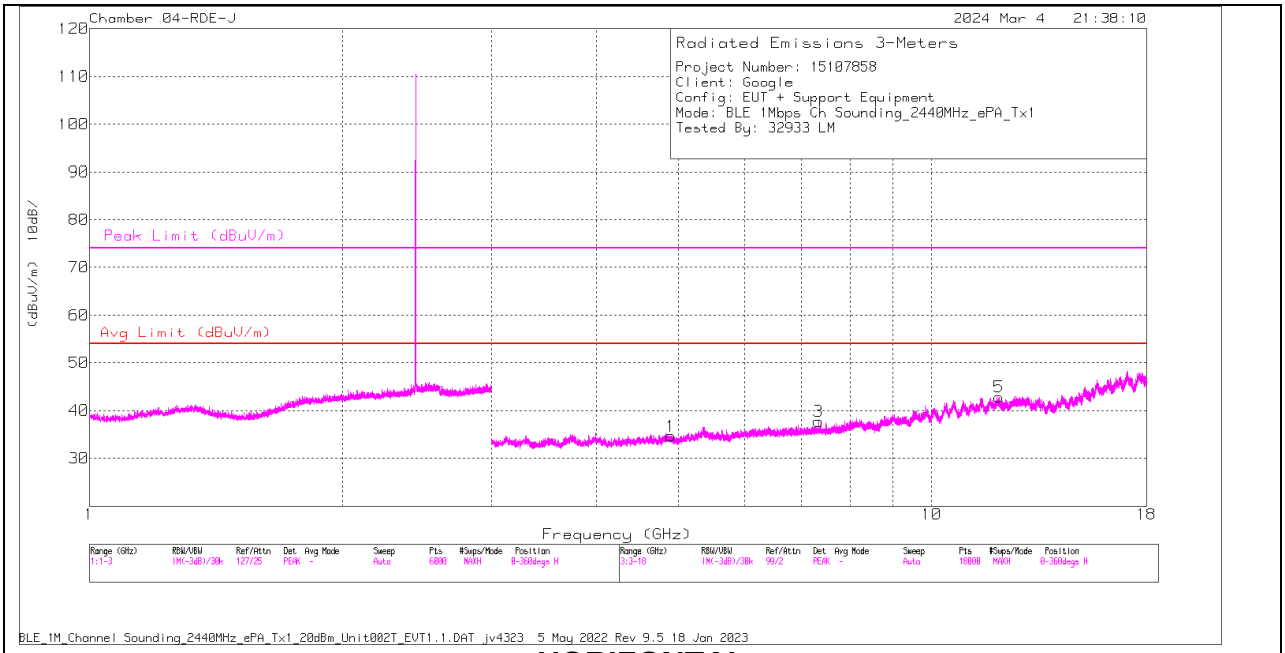

HORIZONTAL

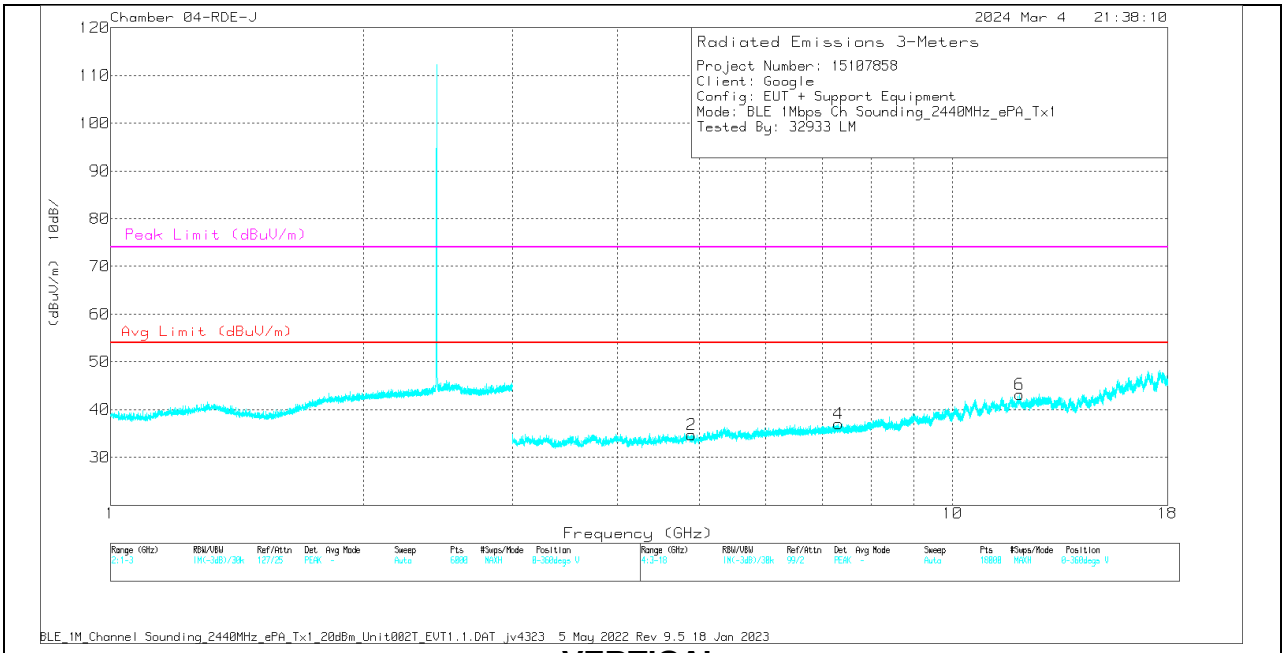

VERTICAL

UL VERIFICATION SERVICES INC.
47173 Benicia Street, Fremont, CA 94538, USA TEL:(510) 319-4000 FAX:(510) 661-0888

This report shall not be reproduced except in full, without the written approval of UL VERIFICATION SERVICES INC.

RADIATED EMISSIONS

Marker	Frequency (GHz)	Meter Reading (dBuV)	Det	222741 ACF 3m (dB/m)	Cbl/Amp (dB)	DCCF (dB)	Corrected Reading (dBuV/m)	Avg Limit (dBuV/m)	Margin (dB)	Peak Limit (dBuV/m)	PK Margin (dB)	Azimuth (Degs)	Height (cm)	Polarity
1	* ** 4.899751	55.01	PK2	34.1	-44.4	0	44.71	-	-	74	-29.29	259	106	H
	* ** 4.901557	43.16	MAv1	34.1	-44.4	8.22	41.08	54	-12.92	-	-	259	106	H
2	* ** 4.89638	54.74	PK2	34.1	-44.4	0	44.44	-	-	74	-29.56	49	228	V
	* ** 4.896556	43.22	MAv1	34.1	-44.4	8.22	41.14	54	-12.86	-	-	49	228	V
3	* ** 7.338504	53.16	PK2	35.8	-42.2	0	46.76	-	-	74	-27.24	263	193	H
	* ** 7.338401	41.57	MAv1	35.8	-42.3	8.22	43.29	54	-10.71	-	-	263	193	H
4	* ** 7.319923	52.83	PK2	35.8	-42.4	0	46.23	-	-	74	-27.77	116	230	V
	* ** 7.322118	41.44	MAv1	35.8	-42.3	8.22	43.16	54	-10.84	-	-	116	230	V
5	* ** 12.023026	52.93	PK2	38.7	-38.8	0	52.83	-	-	74	-21.17	292	139	H
	* ** 12.021392	41.47	MAv1	38.7	-38.8	8.22	49.59	54	-4.41	-	-	292	139	H
6	* ** 12.016457	52.99	PK2	38.7	-38.8	0	52.89	-	-	74	-21.11	202	253	V
	* ** 12.014099	41.35	MAv1	38.7	-38.7	8.22	49.57	54	-4.43	-	-	202	253	V

* - indicates frequency in CFR47 Pt 15 / IC RSS-Restricted Band
** - indicates frequency in Taiwan NCC LP0002 Restricted Band
PK2 - KDB558074 Method: Maximum Peak
MAv1 - KDB558074 Option 1 Maximum RMS Average

UL VERIFICATION SERVICES INC.
47173 Benicia Street, Fremont, CA 94538, USA TEL:(510) 319-4000 FAX:(510) 661-0888

This report shall not be reproduced except in full, without the written approval of UL VERIFICATION SERVICES INC.

HIGH CHANNEL RESULTS

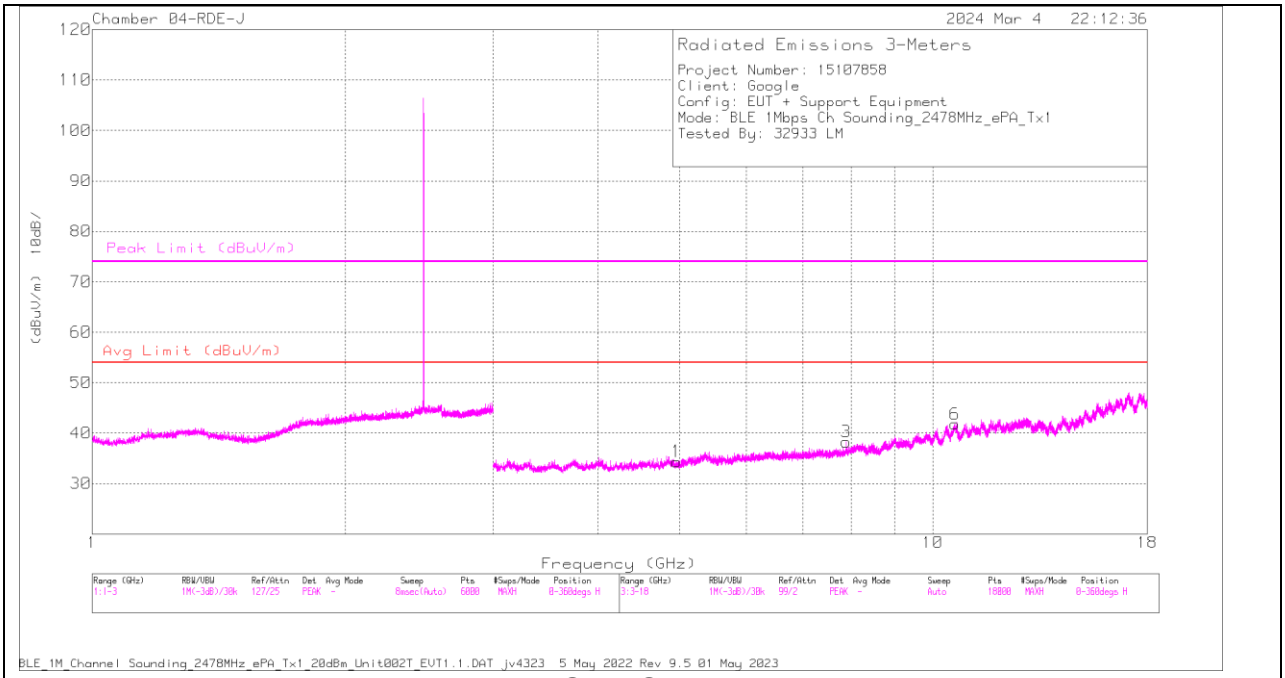

HORIZONTAL

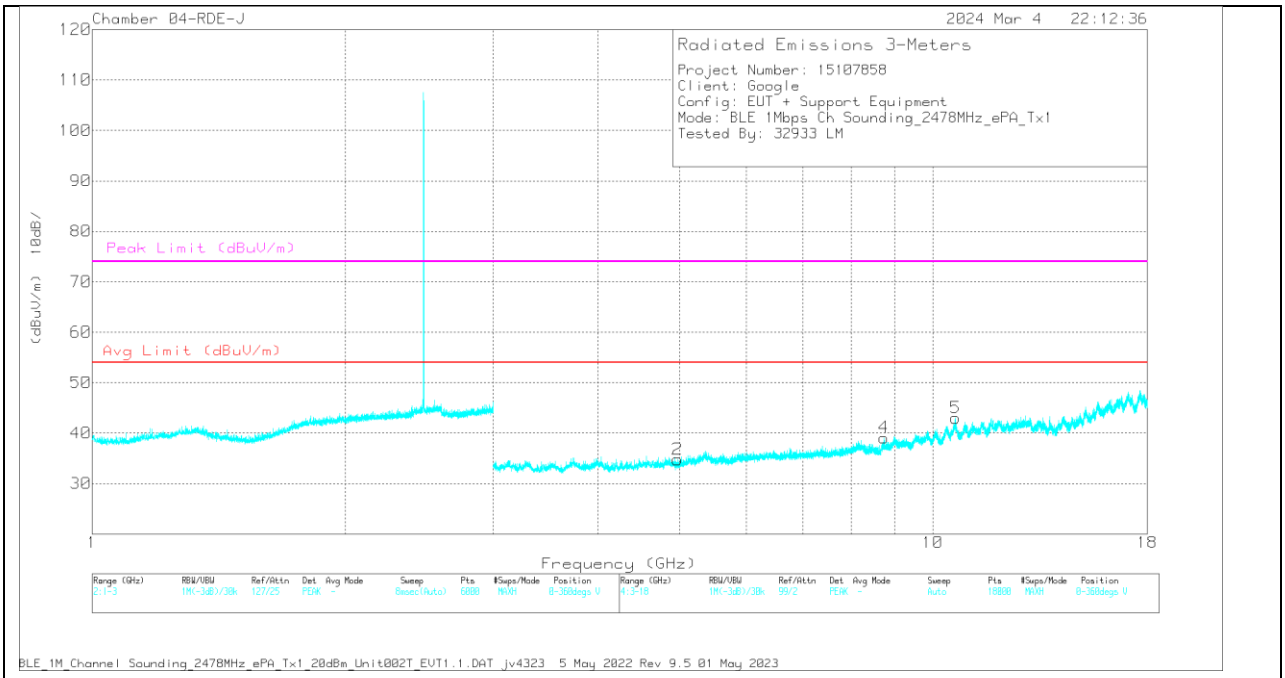

VERTICAL

UL VERIFICATION SERVICES INC.
47173 Benicia Street, Fremont, CA 94538, USA TEL:(510) 319-4000 FAX:(510) 661-0888

This report shall not be reproduced except in full, without the written approval of UL VERIFICATION SERVICES INC.

RADIATED EMISSIONS

Marker	Frequency (GHz)	Meter Reading (dBuV)	Det	222741 ACF 3m (dB/m)	Cbl/Amp (dB)	DCCF (dB)	Corrected Reading (dBuV/m)	Avg Limit (dBuV/m)	Margin (dB)	Peak Limit (dBuV/m)	PK Margin (dB)	Azimuth (Degs)	Height (cm)	Polarity
1	* ** 4.956922	54.9	PK2	34.1	-44.7	0	44.3	-	-	74	-29.7	236	283	H
	* ** 4.957292	43.35	MAv1	34.1	-44.7	8.22	40.97	54	-13.03	-	-	236	283	H
2	* ** 4.972946	54.8	PK2	34.1	-44.7	0	44.2	-	-	74	-29.8	344	129	V
	* ** 4.969843	43.41	MAv1	34.1	-44.8	8.22	40.93	54	-13.07	-	-	344	129	V
3	7.89258	52.82	PK2	35.9	-41.3	0	47.42	-	-	74	-26.58	264	245	H
4	8.748421	53.65	PK2	36	-40.6	0	49.05	-	-	74	-24.95	113	195	V
5	* ** 10.642536	53	PK2	37.6	-38.8	0	51.8	-	-	74	-22.2	58	261	V
	* ** 10.643072	41.02	MAv1	37.6	-38.8	8.22	48.04	54	-5.96	-	-	58	261	V
6	* ** 10.623133	52.87	PK2	37.5	-38.8	0	51.57	-	-	74	-22.43	306	250	H
	* ** 10.622589	41.37	MAv1	37.5	-38.8	8.22	48.29	54	-5.71	-	-	306	250	H

* - indicates frequency in CFR47 Pt 15 / IC RSS-Restricted Band
** - indicates frequency in Taiwan NCC LP0002 Restricted Band
PK2 - KDB558074 Method: Maximum Peak
MAv1 - KDB558074 Option 1 Maximum RMS Average

UL VERIFICATION SERVICES INC.
47173 Benicia Street, Fremont, CA 94538, USA TEL:(510) 319-4000 FAX:(510) 661-0888

This report shall not be reproduced except in full, without the written approval of UL VERIFICATION SERVICES INC.

10.2.6. BLE 2Mbps GFSK, MODE 0 (CHANNEL SOUNDING)

Tx0

BANDEDGE (LOW CHANNEL)

HORIZONTAL RESULT

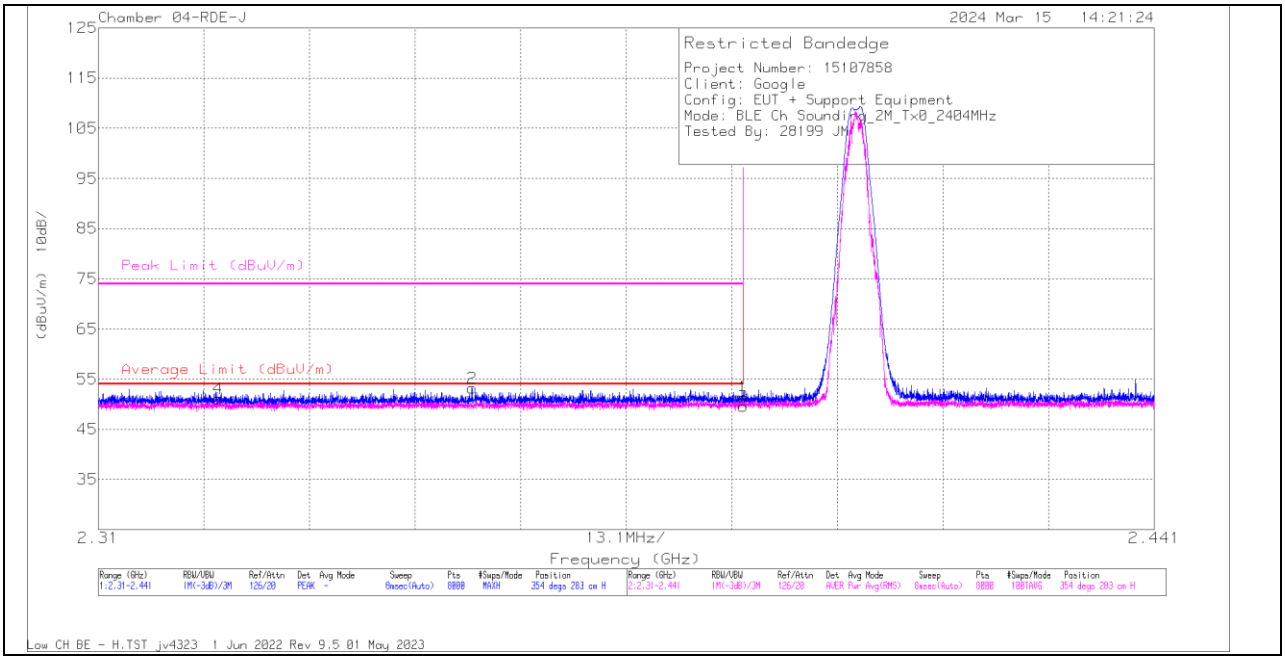

Marker	Frequency (GHz)	Meter Reading (dBuV)	Det	222741 ACF 3m (dB/m)	Cbl/Amp (dB)	DCCF (dB)	Corrected Reading (dBuV/m)	Average Limit (dBuV/m)	Margin (dB)	Peak Limit (dBuV/m)	PK Margin (dB)	Azimuth (Degs)	Height (cm)	Polarity
1	* ** 2.39	56.52	Pk	32	-37.1	0	51.42	-	-	74	-22.58	354	283	H
2	* ** 2.356363	58.4	Pk	31.9	-37.1	0	53.2	-	-	74	-20.8	354	283	H
3	* ** 2.39	44.74	RMS	32	-37.1	9.91	49.55	54	-4.45	-	-	354	283	H
4	* ** 2.324854	46.36	RMS	31.8	-37	9.91	51.07	54	-2.93	-	-	354	283	H

* - indicates frequency in CFR47 Pt 15 / IC RSS-Restricted Band
** - indicates frequency in Taiwan NCC LP0002 Restricted Band
Pk - Peak detector
RMS - RMS detection

UL VERIFICATION SERVICES INC.
47173 Benicia Street, Fremont, CA 94538, USA TEL:(510) 319-4000 FAX:(510) 661-0888

This report shall not be reproduced except in full, without the written approval of UL VERIFICATION SERVICES INC.

VERTICAL RESULT

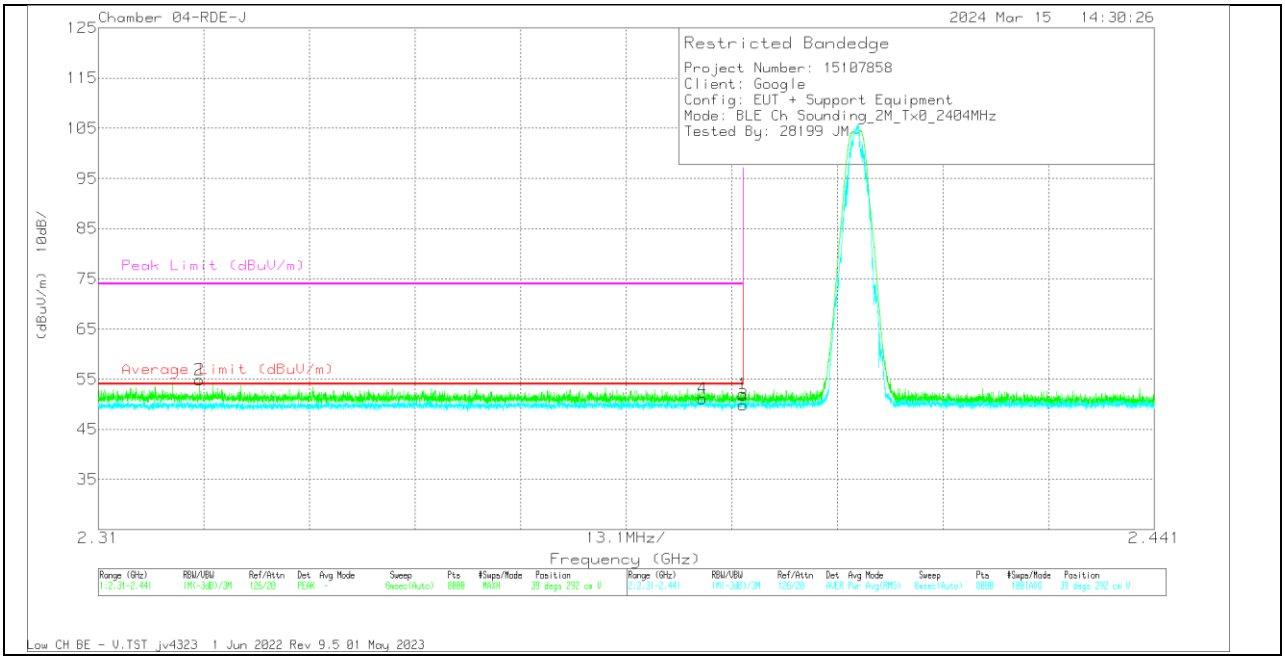

Marker	Frequency (GHz)	Meter Reading (dBuV)	Det	222741 ACF 3m (dB/m)	Cbl/Amp (dB)	DCCF (dB)	Corrected Reading (dBuV/m)	Average Limit (dBuV/m)	Margin (dB)	Peak Limit (dBuV/m)	PK Margin (dB)	Azimuth (Degs)	Height (cm)	Polarity
1	* ** 2.39	57.17	Pk	32	-37.1	0	52.07	-	-	74	-21.93	39	292	V
2	* ** 2.322528	60.28	Pk	31.8	-37.2	0	54.88	-	-	74	-19.12	39	292	V
3	* ** 2.39	45.03	RMS	32	-37.1	9.91	49.84	54	-4.16	-	-	39	292	V
4	* ** 2.384958	46.19	RMS	32	-37	9.91	51.1	54	-2.9	-	-	39	292	V

* - indicates frequency in CFR47 Pt 15 / IC RSS-Restricted Band
** - indicates frequency in Taiwan NCC LP0002 Restricted Band
Pk - Peak detector
RMS - RMS detection

UL VERIFICATION SERVICES INC.
47173 Benicia Street, Fremont, CA 94538, USA TEL:(510) 319-4000 FAX:(510) 661-0888

This report shall not be reproduced except in full, without the written approval of UL VERIFICATION SERVICES INC.

BANDEDGE (HIGH CHANNEL)

HORIZONTAL RESULT

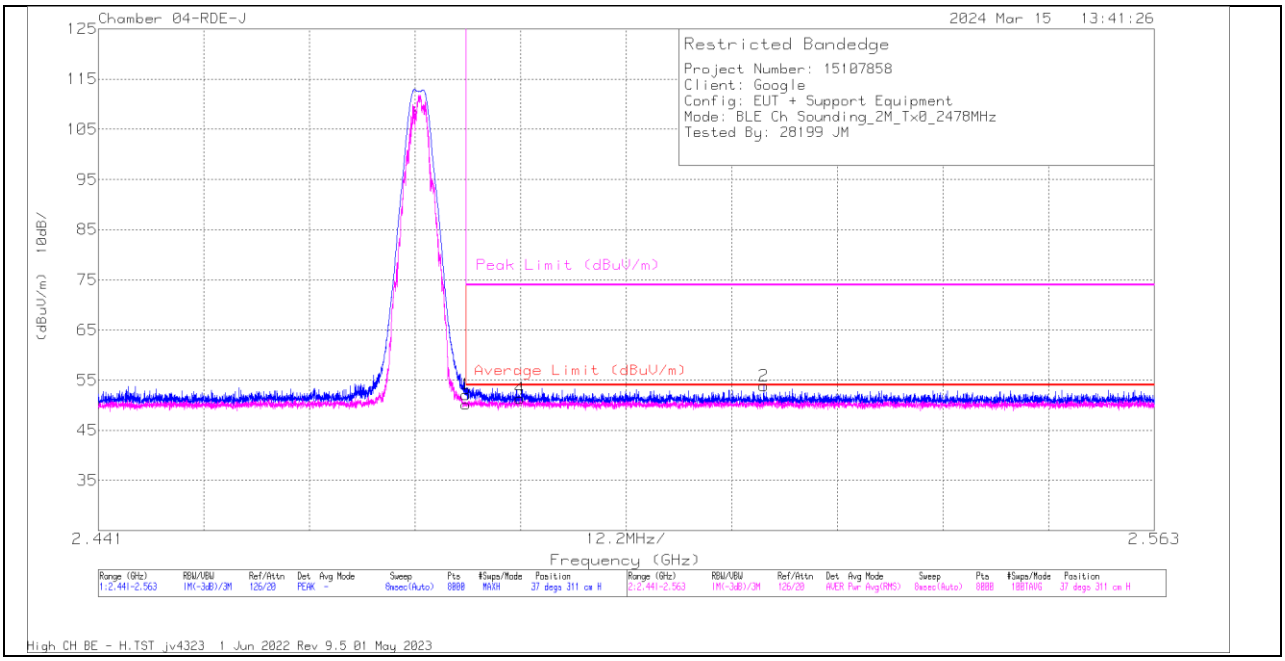

Marker	Frequency (GHz)	Meter Reading (dBuV)	Det	222741 ACF 3m (dB/m)	Cbl/Amp (dB)	DCCF (dB)	Corrected Reading (dBuV/m)	Average Limit (dBuV/m)	Margin (dB)	Peak Limit (dBuV/m)	PK Margin (dB)	Azimuth (Degs)	Height (cm)	Polarity
1	* ** 2.4835	56.95	Pk	32.2	-37	0	52.15	-	-	74	-21.85	37	311	H
2	** 2.517901	58.48	Pk	32.3	-36.9	0	53.88	-	-	74	-20.12	37	311	H
3	* ** 2.4835	45.06	RMS	32.2	-37	9.91	50.17	54	-3.83	-	-	37	311	H
4	* ** 2.4897	46.11	RMS	32.3	-36.9	9.91	51.42	54	-2.58	-	-	37	311	H

* - indicates frequency in CFR47 Pt 15 / IC RSS-Restricted Band
** - indicates frequency in Taiwan NCC LP0002 Restricted Band
Pk - Peak detector
RMS - RMS detection

UL VERIFICATION SERVICES INC.
47173 Benicia Street, Fremont, CA 94538, USA TEL:(510) 319-4000 FAX:(510) 661-0888

This report shall not be reproduced except in full, without the written approval of UL VERIFICATION SERVICES INC.

VERTICAL RESULT

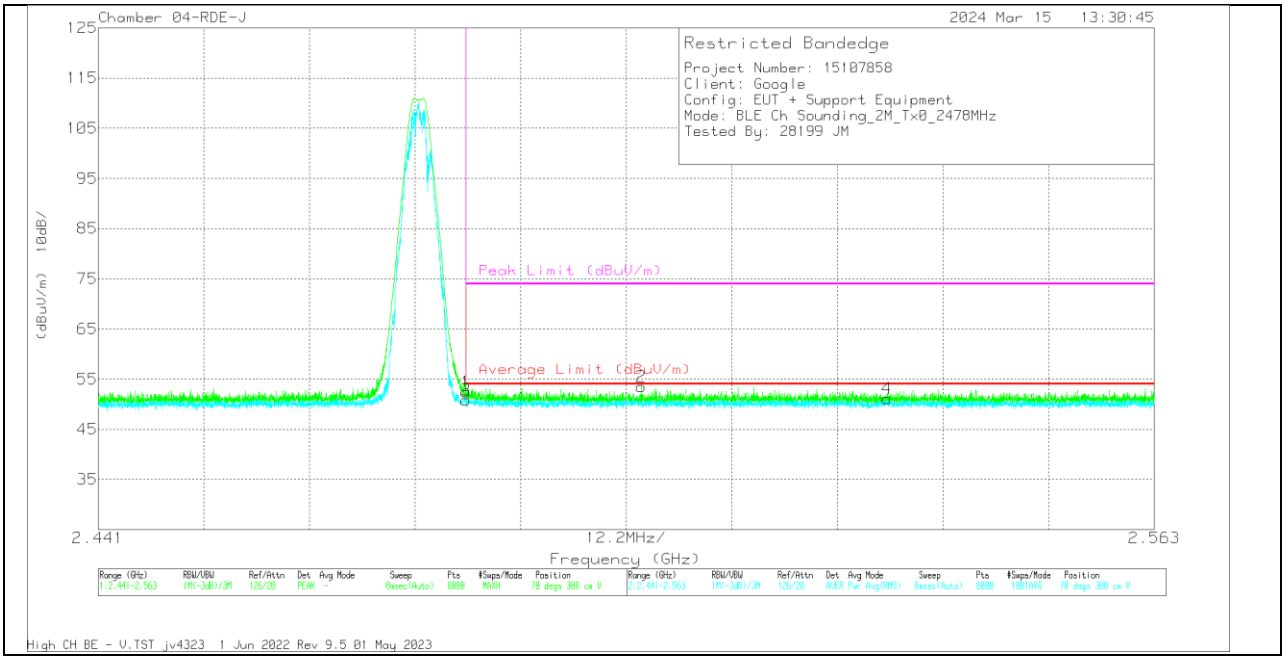

Marker	Frequency (GHz)	Meter Reading (dBuV)	Det	222741 ACF 3m (dB/m)	Cbl/Amp (dB)	DCCF (dB)	Corrected Reading (dBuV/m)	Average Limit (dBuV/m)	Margin (dB)	Peak Limit (dBuV/m)	PK Margin (dB)	Azimuth (Degs)	Height (cm)	Polarity
1	* ** 2.4835	57.25	Pk	32.2	-37	0	52.45	-	-	74	-21.55	70	308	V
2	** 2.503762	58.25	Pk	32.3	-37	0	53.55	-	-	74	-20.45	70	308	V
3	* ** 2.4835	45.78	RMS	32.2	-37	9.91	50.89	54	-3.11	-	-	70	308	V
4	** 2.532131	45.73	RMS	32.3	-36.8	9.91	51.14	54	-2.86	-	-	70	308	V

* - indicates frequency in CFR47 Pt 15 / IC RSS-Restricted Band
** - indicates frequency in Taiwan NCC LP0002 Restricted Band
Pk - Peak detector
RMS - RMS detection

UL VERIFICATION SERVICES INC.
47173 Benicia Street, Fremont, CA 94538, USA TEL:(510) 319-4000 FAX:(510) 661-0888

This report shall not be reproduced except in full, without the written approval of UL VERIFICATION SERVICES INC.

HARMONICS AND SPURIOUS EMISSIONS

LOW CHANNEL RESULTS

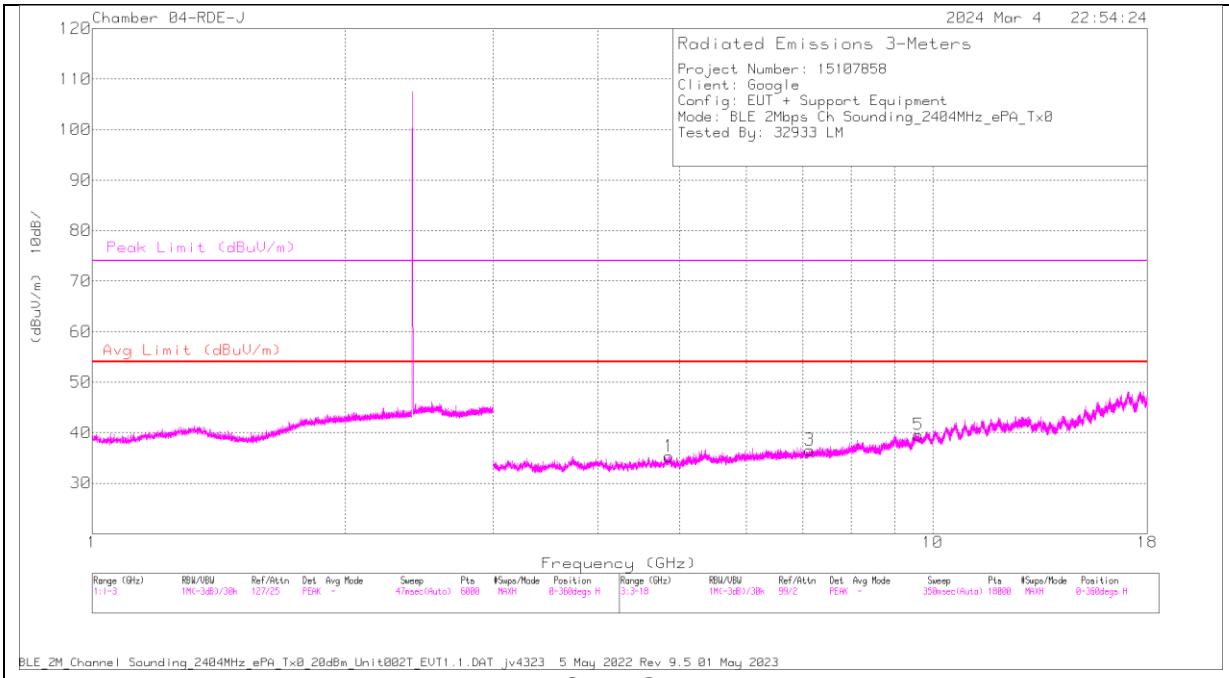

HORIZONTAL

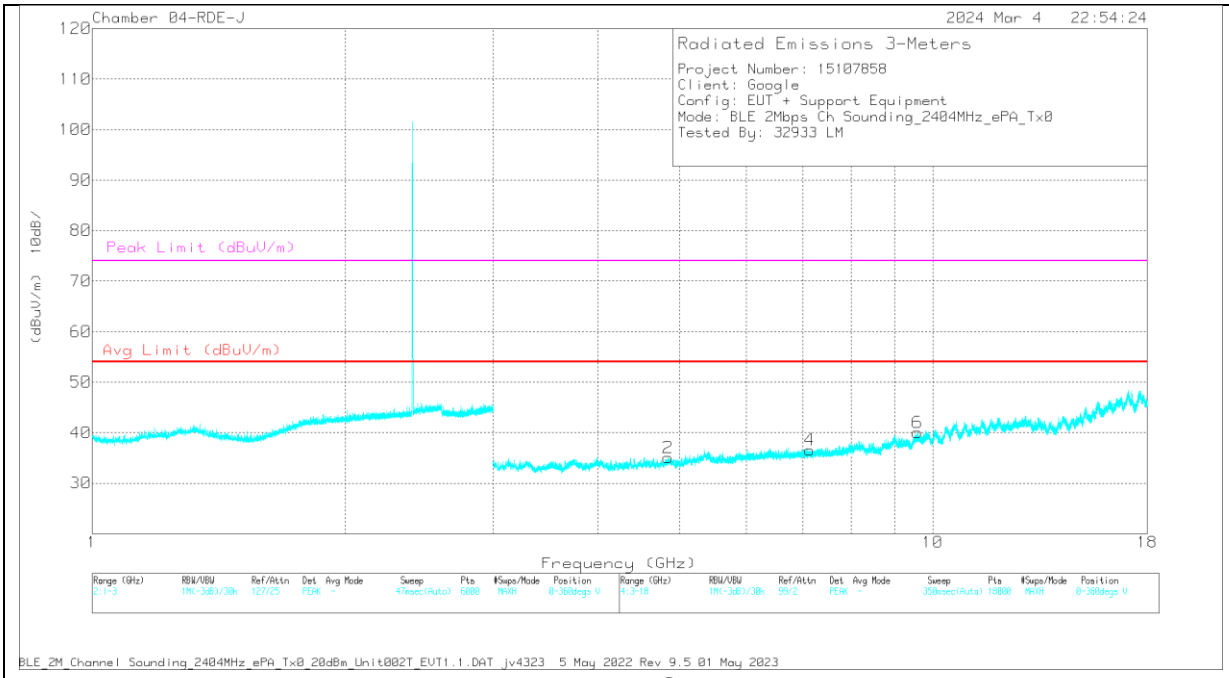

VERTICAL

UL VERIFICATION SERVICES INC.
47173 Benicia Street, Fremont, CA 94538, USA TEL:(510) 319-4000 FAX:(510) 661-0888

This report shall not be reproduced except in full, without the written approval of UL VERIFICATION SERVICES INC.

RADIATED EMISSIONS

Marker	Frequency (GHz)	Meter Reading (dBuV)	Det	222741 ACF 3m (dB/m)	Cbl/Amp (dB)	DCCF (dB)	Corrected Reading (dBuV/m)	Avg Limit (dBuV/m)	Margin (dB)	Peak Limit (dBuV/m)	PK Margin (dB)	Azimuth (Degs)	Height (cm)	Polarity
1	* ** 4.854284	55.48	PK2	34	-44.5	0	44.98	-	-	74	-29.02	224	185	H
	* ** 4.855768	43.87	MAv1	34	-44.5	9.91	43.28	54	-10.72	-	-	224	185	H
2	* ** 4.842667	55.84	PK2	34	-44.7	0	45.14	-	-	74	-28.86	65	203	V
	* ** 4.842883	43.88	MAv1	34	-44.7	9.91	43.09	54	-10.91	-	-	65	203	V
3	7.144732	53.04	PK2	35.8	-42.5	0	46.34	-	-	74	-27.66	99	355	H
4	7.14548	52.56	PK2	35.8	-42.6	0	45.76	-	-	74	-28.24	319	357	V
5	9.613041	53.26	PK2	36.7	-40.3	0	49.66	-	-	74	-24.34	92	119	H
6	9.590306	52.99	PK2	36.7	-40.4	0	49.29	-	-	74	-24.71	262	101	V

* - indicates frequency in CFR47 Pt 15 / IC RSS-Restricted Band
** - indicates frequency in Taiwan NCC LP0002 Restricted Band
PK2 - KDB558074 Method: Maximum Peak
MAv1 - KDB558074 Option 1 Maximum RMS Average

UL VERIFICATION SERVICES INC.
47173 Benicia Street, Fremont, CA 94538, USA TEL:(510) 319-4000 FAX:(510) 661-0888

This report shall not be reproduced except in full, without the written approval of UL VERIFICATION SERVICES INC.

MID CHANNEL RESULTS

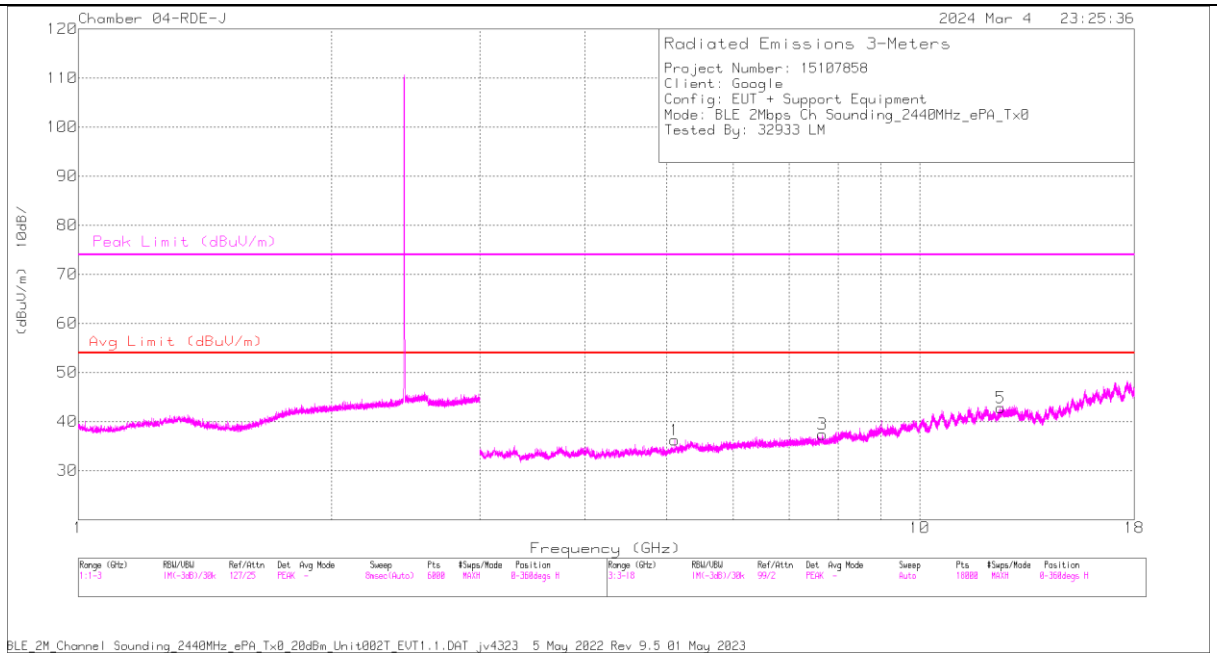

HORIZONTAL

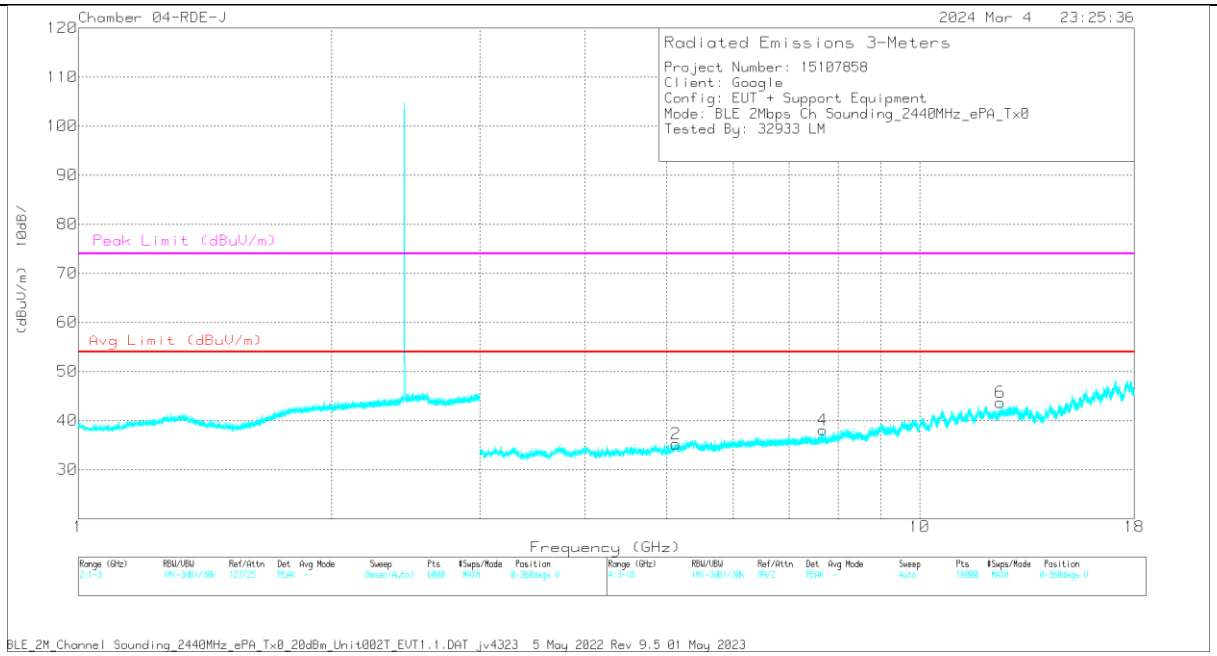

VERTICAL

UL VERIFICATION SERVICES INC.
47173 Benicia Street, Fremont, CA 94538, USA TEL:(510) 319-4000 FAX:(510) 661-0888

This report shall not be reproduced except in full, without the written approval of UL VERIFICATION SERVICES INC.

RADIATED EMISSIONS

Marker	Frequency (GHz)	Meter Reading (dBuV)	Det	222741 ACF 3m (dB/m)	Cbl/Amp (dB)	DCCF (dB)	Corrected Reading (dBuV/m)	Avg Limit (dBuV/m)	Margin (dB)	Peak Limit (dBuV/m)	PK Margin (dB)	Azimuth (Degs)	Height (cm)	Polarity
1	* ** 5.116812	54.61	PK2	34.5	-44.3	0	44.81	-	-	74	-29.19	86	208	H
	* ** 5.119126	43.43	MAv1	34.5	-44.4	9.91	43.44	54	-10.56	-	-	86	208	H
2	* ** 5.135008	55.01	PK2	34.5	-44.2	0	45.31	-	-	74	-28.69	254	328	V
	* ** 5.137998	43.29	MAv1	34.5	-44	9.91	43.7	54	-10.3	-	-	254	328	V
3	* ** 7.662278	52.72	PK2	35.8	-41.7	0	46.82	-	-	74	-27.18	121	271	H
	* ** 7.66175	41.07	MAv1	35.8	-41.7	9.91	45.08	54	-8.92	-	-	121	271	H
4	* ** 7.668076	52.61	PK2	35.8	-41.7	0	46.71	-	-	74	-27.29	20	303	V
	* ** 7.670567	40.73	MAv1	35.8	-41.6	9.91	44.84	54	-9.16	-	-	20	303	V
5	* ** 12.477559	52.13	PK2	38.9	-39.2	0	51.83	-	-	74	-22.17	230	227	H
	* ** 12.478943	40.64	MAv1	38.9	-39.1	9.91	50.35	54	-3.65	-	-	230	227	H
6	* ** 12.472439	52.17	PK2	38.9	-39.3	0	51.77	-	-	74	-22.23	162	342	V
	* ** 12.47451	40.54	MAv1	38.9	-39.2	9.91	50.15	54	-3.85	-	-	162	342	V

* - indicates frequency in CFR47 Pt 15 / IC RSS-Restricted Band
** - indicates frequency in Taiwan NCC LP0002 Restricted Band
PK2 - KDB558074 Method: Maximum Peak
MAv1 - KDB558074 Option 1 Maximum RMS Average

UL VERIFICATION SERVICES INC.
47173 Benicia Street, Fremont, CA 94538, USA TEL:(510) 319-4000 FAX:(510) 661-0888

This report shall not be reproduced except in full, without the written approval of UL VERIFICATION SERVICES INC.

HIGH CHANNEL RESULTS

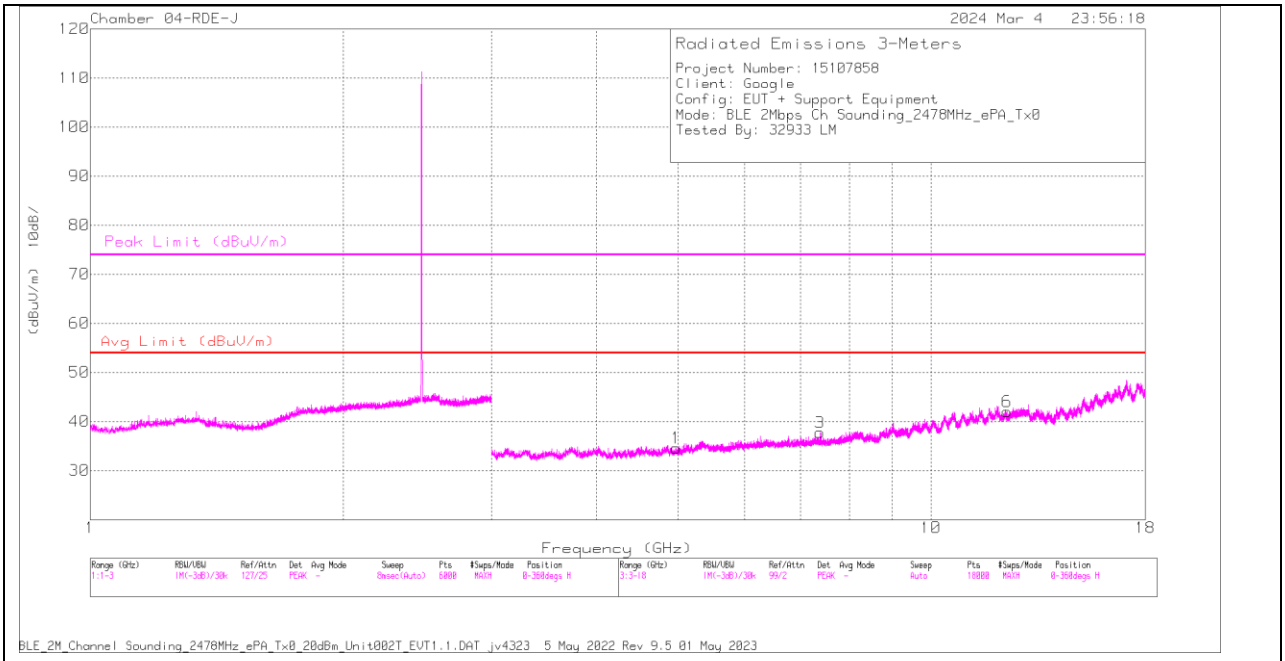

HORIZONTAL

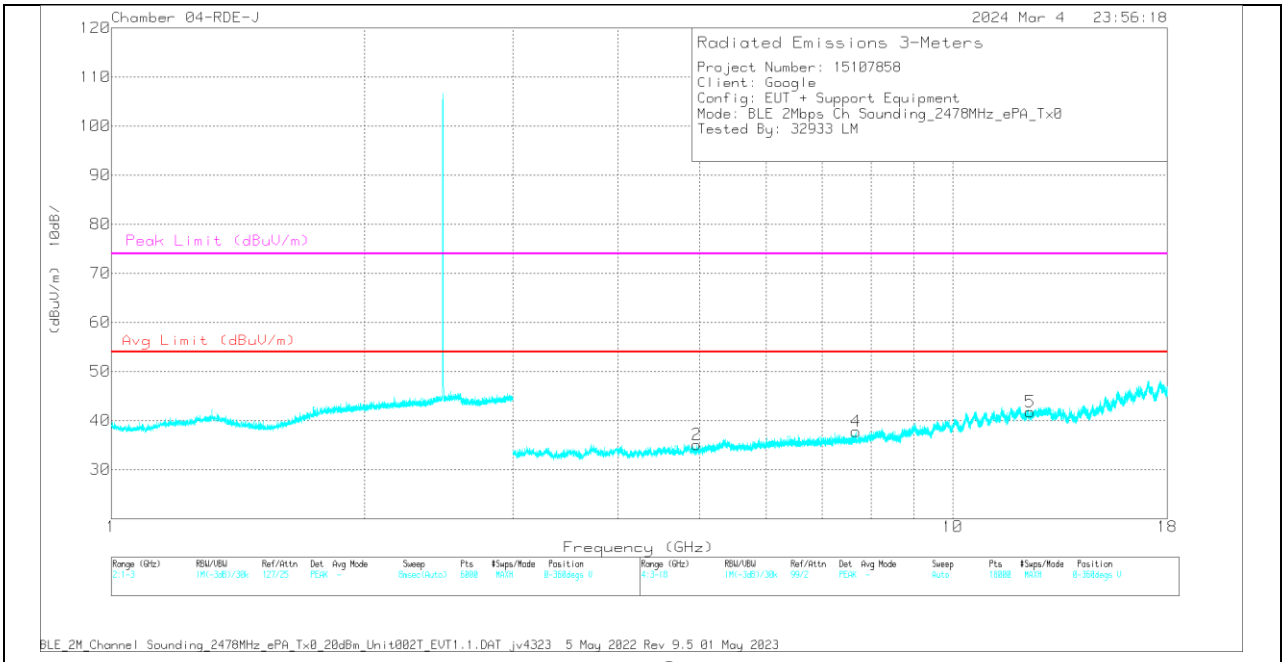

VERTICAL

UL VERIFICATION SERVICES INC.
47173 Benicia Street, Fremont, CA 94538, USA TEL:(510) 319-4000 FAX:(510) 661-0888

This report shall not be reproduced except in full, without the written approval of UL VERIFICATION SERVICES INC.

RADIATED EMISSIONS

Marker	Frequency (GHz)	Meter Reading (dBuV)	Det	222741 ACF 3m (dB/m)	Cbl/Amp (dB)	DCCF (dB)	Corrected Reading (dBuV/m)	Avg Limit (dBuV/m)	Margin (dB)	Peak Limit (dBuV/m)	PK Margin (dB)	Azimuth (Degs)	Height (cm)	Polarity
1	* ** 4.976046	55.48	PK2	34.1	-44.6	0	44.98	-	-	74	-29.02	89	219	H
	* ** 4.977059	43.53	MAv1	34.1	-44.7	9.91	42.84	54	-11.16	-	-	89	219	H
2	* ** 4.962641	55.29	PK2	34.1	-44.7	0	44.69	-	-	74	-29.31	108	239	V
	* ** 4.961909	43.18	MAv1	34.1	-44.7	9.91	42.49	54	-11.51	-	-	108	239	V
3	* ** 7.385307	53.33	PK2	35.9	-42.3	0	46.93	-	-	74	-27.07	168	246	H
	* ** 7.385615	41.34	MAv1	35.9	-42.3	9.91	44.85	54	-9.15	-	-	168	246	H
4	* ** 7.673401	52.45	PK2	35.8	-41.8	0	46.45	-	-	74	-27.55	194	112	V
	* ** 7.6756	40.97	MAv1	35.8	-41.6	9.91	45.08	54	-8.92	-	-	194	112	V
5	* ** 12.370972	52.31	PK2	38.9	-39.2	0	52.01	-	-	74	-21.99	286	259	V
	* ** 12.368637	39.95	MAv1	38.9	-39.2	9.91	49.56	54	-4.44	-	-	286	259	V
6	* ** 12.330666	51.74	PK2	38.8	-39.2	0	51.34	-	-	74	-22.66	337	135	H
	* ** 12.329124	40.23	MAv1	38.8	-39.2	9.91	49.74	54	-4.26	-	-	337	135	H

* - indicates frequency in CFR47 Pt 15 / IC RSS-Restricted Band
** - indicates frequency in Taiwan NCC LP0002 Restricted Band
PK2 - KDB558074 Method: Maximum Peak
MAv1 - KDB558074 Option 1 Maximum RMS Average

UL VERIFICATION SERVICES INC.
47173 Benicia Street, Fremont, CA 94538, USA TEL:(510) 319-4000 FAX:(510) 661-0888

This report shall not be reproduced except in full, without the written approval of UL VERIFICATION SERVICES INC.

Tx1

BANDEDGE (LOW CHANNEL)

HORIZONTAL RESULT

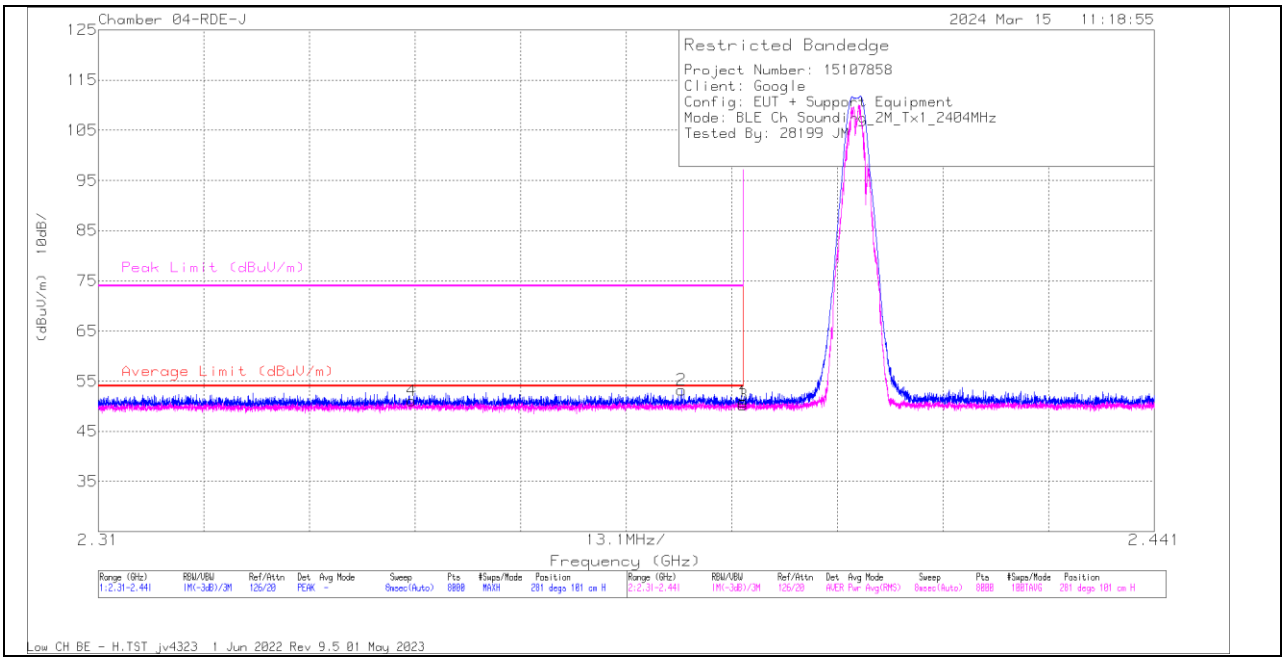

Marker	Frequency (GHz)	Meter Reading (dBuV)	Det	222741 ACF 3m (dB/m)	Cbl/Amp (dB)	DCCF (dB)	Corrected Reading (dBuV/m)	Average Limit (dBuV/m)	Margin (dB)	Peak Limit (dBuV/m)	PK Margin (dB)	Azimuth (Degs)	Height (cm)	Polarity
1	* ** 2.39	55.95	Pk	32	-37.1	0	50.85	-	-	74	-23.15	281	101	H
2	* ** 2.382321	58.44	Pk	32	-37.2	0	53.24	-	-	74	-20.76	281	101	H
3	* ** 2.39	45.39	RMS	32	-37.1	9.91	50.2	54	-3.8	-	-	281	101	H
4	* ** 2.348863	46.26	RMS	31.9	-37	9.91	51.07	54	-2.93	-	-	281	101	H

* - indicates frequency in CFR47 Pt 15 / IC RSS-Restricted Band
** - indicates frequency in Taiwan NCC LP0002 Restricted Band
Pk - Peak detector
RMS - RMS detection

UL VERIFICATION SERVICES INC.
47173 Benicia Street, Fremont, CA 94538, USA TEL:(510) 319-4000 FAX:(510) 661-0888

This report shall not be reproduced except in full, without the written approval of UL VERIFICATION SERVICES INC.

VERTICAL RESULT

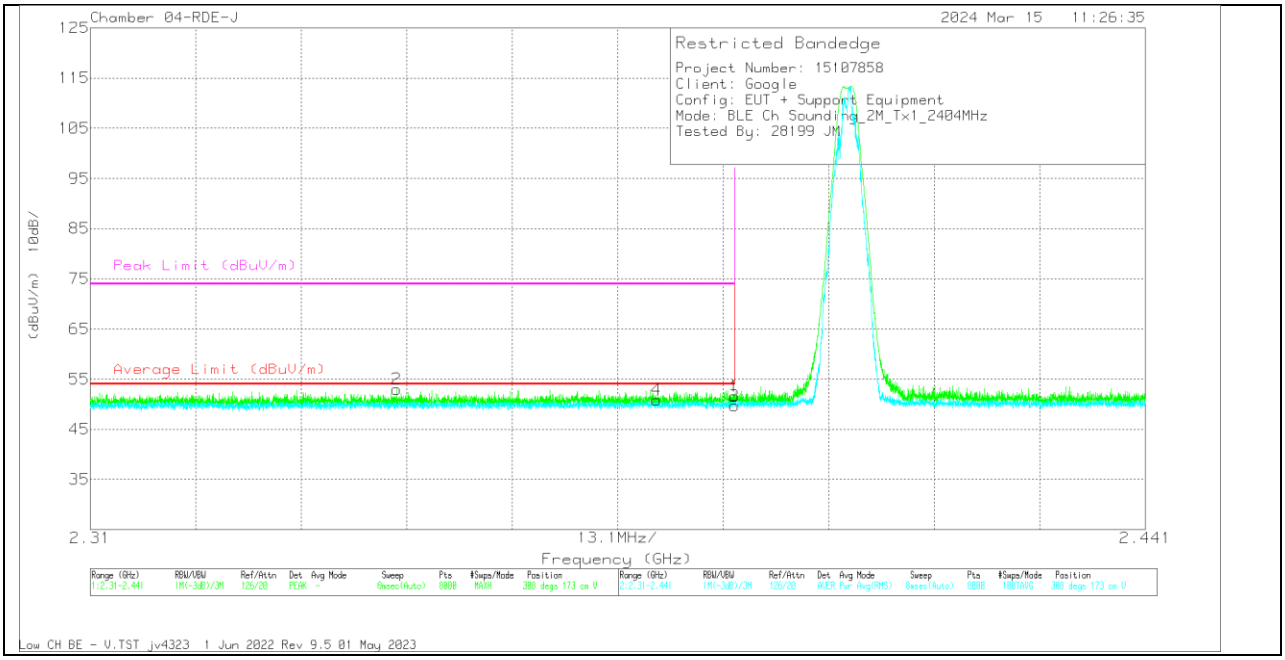

Marker	Frequency (GHz)	Meter Reading (dBuV)	Det	222741 ACF 3m (dB/m)	Cbl/Amp (dB)	DCCF (dB)	Corrected Reading (dBuV/m)	Average Limit (dBuV/m)	Margin (dB)	Peak Limit (dBuV/m)	PK Margin (dB)	Azimuth (Degs)	Height (cm)	Polarity
1	* ** 2.39	56.72	Pk	32	-37.1	0	51.62	-	-	74	-22.38	308	173	V
2	* ** 2.348011	58.17	Pk	31.9	-37.1	0	52.97	-	-	74	-21.03	308	173	V
3	* ** 2.39	44.87	RMS	32	-37.1	9.91	49.68	54	-4.32	-	-	308	173	V
4	* ** 2.380339	46.07	RMS	32	-37.1	9.91	50.88	54	-3.12	-	-	308	173	V

* - indicates frequency in CFR47 Pt 15 / IC RSS-Restricted Band
** - indicates frequency in Taiwan NCC LP0002 Restricted Band
Pk - Peak detector
RMS - RMS detection

UL VERIFICATION SERVICES INC.
47173 Benicia Street, Fremont, CA 94538, USA TEL:(510) 319-4000 FAX:(510) 661-0888

This report shall not be reproduced except in full, without the written approval of UL VERIFICATION SERVICES INC.

BANDEDGE (HIGH CHANNEL)

HORIZONTAL RESULT

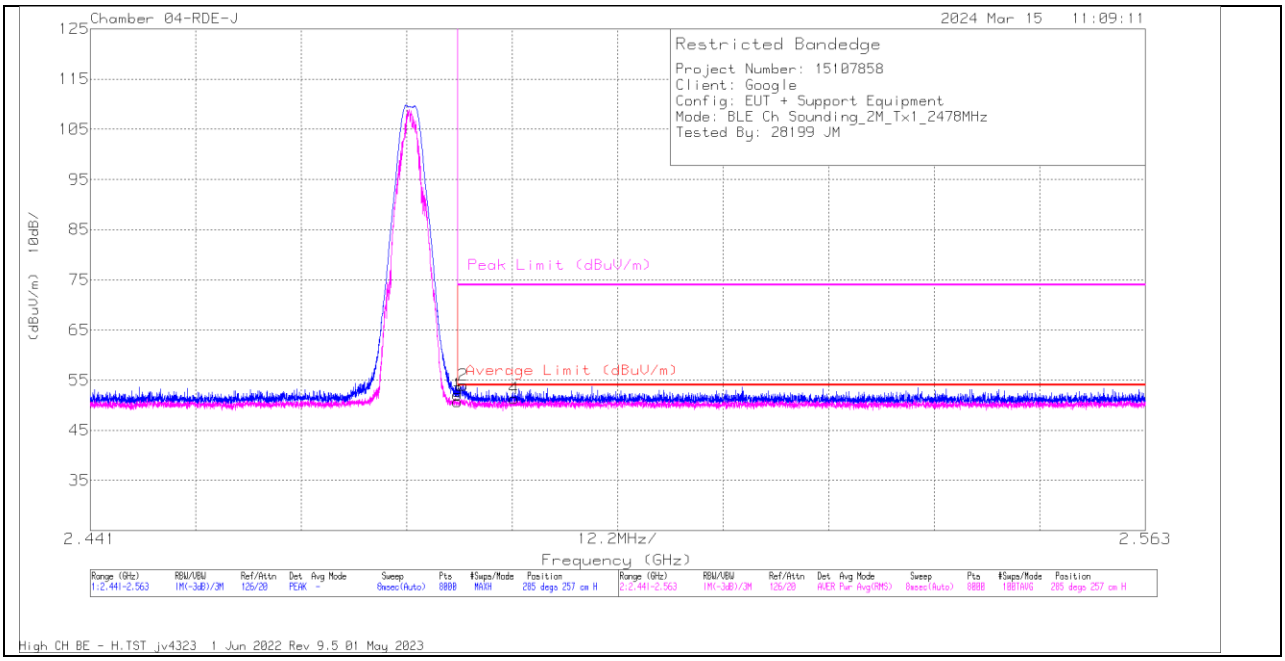

Marker	Frequency (GHz)	Meter Reading (dBuV)	Det	222741 ACF 3m (dB/m)	Cbl/Amp (dB)	DCCF (dB)	Corrected Reading (dBuV/m)	Average Limit (dBuV/m)	Margin (dB)	Peak Limit (dBuV/m)	PK Margin (dB)	Azimuth (Degs)	Height (cm)	Polarity
1	* ** 2.4835	56.88	Pk	32.2	-37	0	52.08	-	-	74	-21.92	285	257	H
2	* ** 2.484102	58.73	Pk	32.3	-37	0	54.03	-	-	74	-19.97	285	257	H
3	* ** 2.4835	45.59	RMS	32.2	-37	9.91	50.7	54	-3.3	-	-	285	257	H
4	* ** 2.49002	46.09	RMS	32.3	-36.9	9.91	51.4	54	-2.6	-	-	285	257	H

* - indicates frequency in CFR47 Pt 15 / IC RSS-Restricted Band
** - indicates frequency in Taiwan NCC LP0002 Restricted Band
Pk - Peak detector
RMS - RMS detection

UL VERIFICATION SERVICES INC.
47173 Benicia Street, Fremont, CA 94538, USA TEL:(510) 319-4000 FAX:(510) 661-0888

This report shall not be reproduced except in full, without the written approval of UL VERIFICATION SERVICES INC.

VERTICAL RESULT

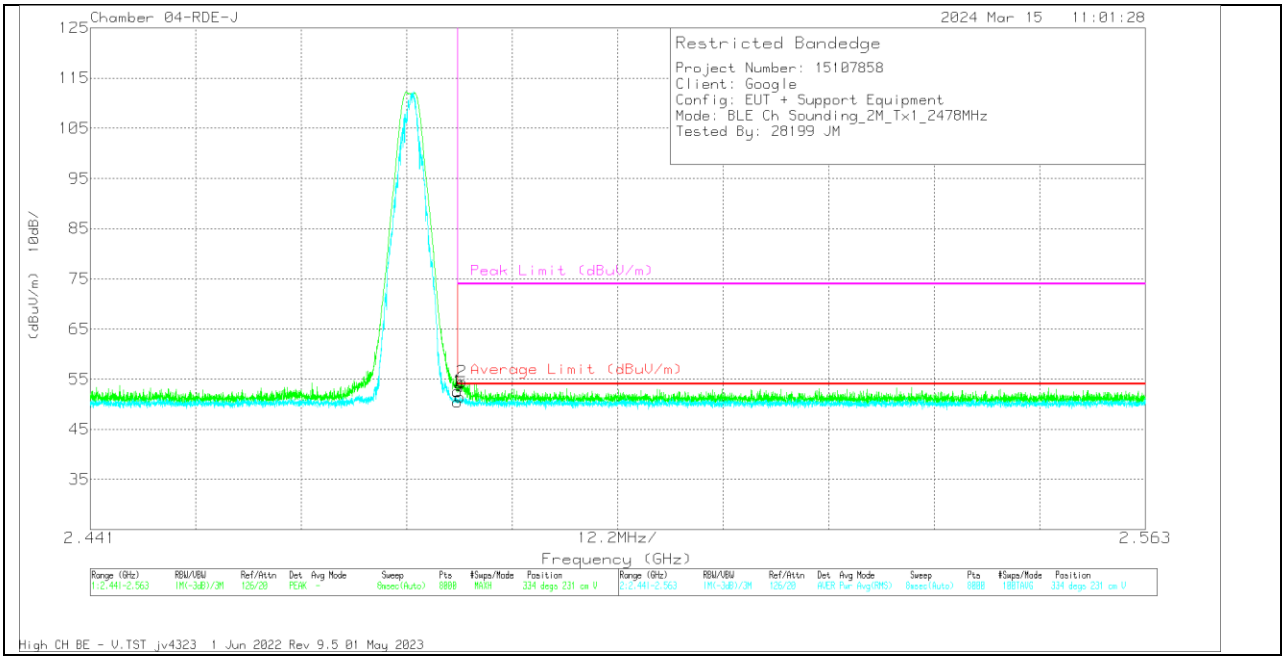

Marker	Frequency (GHz)	Meter Reading (dBuV)	Det	222741 ACF 3m (dB/m)	Cbl/Amp (dB)	DCCF (dB)	Corrected Reading (dBuV/m)	Average Limit (dBuV/m)	Margin (dB)	Peak Limit (dBuV/m)	PK Margin (dB)	Azimuth (Degs)	Height (cm)	Polarity
1	* ** 2.4835	57.46	Pk	32.2	-37	0	52.66	-	-	74	-21.34	334	231	V
2	* ** 2.483995	59.25	Pk	32.3	-37	0	54.55	-	-	74	-19.45	334	231	V
3	* ** 2.4835	45.4	RMS	32.2	-37	9.91	50.51	54	-3.49	-	-	334	231	V
4	* ** 2.483767	46.31	RMS	32.3	-37	9.91	51.52	54	-2.48	-	-	334	231	V

* - indicates frequency in CFR47 Pt 15 / IC RSS-Restricted Band
** - indicates frequency in Taiwan NCC LP0002 Restricted Band
Pk - Peak detector
RMS - RMS detection

UL VERIFICATION SERVICES INC.
47173 Benicia Street, Fremont, CA 94538, USA TEL:(510) 319-4000 FAX:(510) 661-0888

This report shall not be reproduced except in full, without the written approval of UL VERIFICATION SERVICES INC.

HARMONICS AND SPURIOUS EMISSIONS

LOW CHANNEL RESULTS

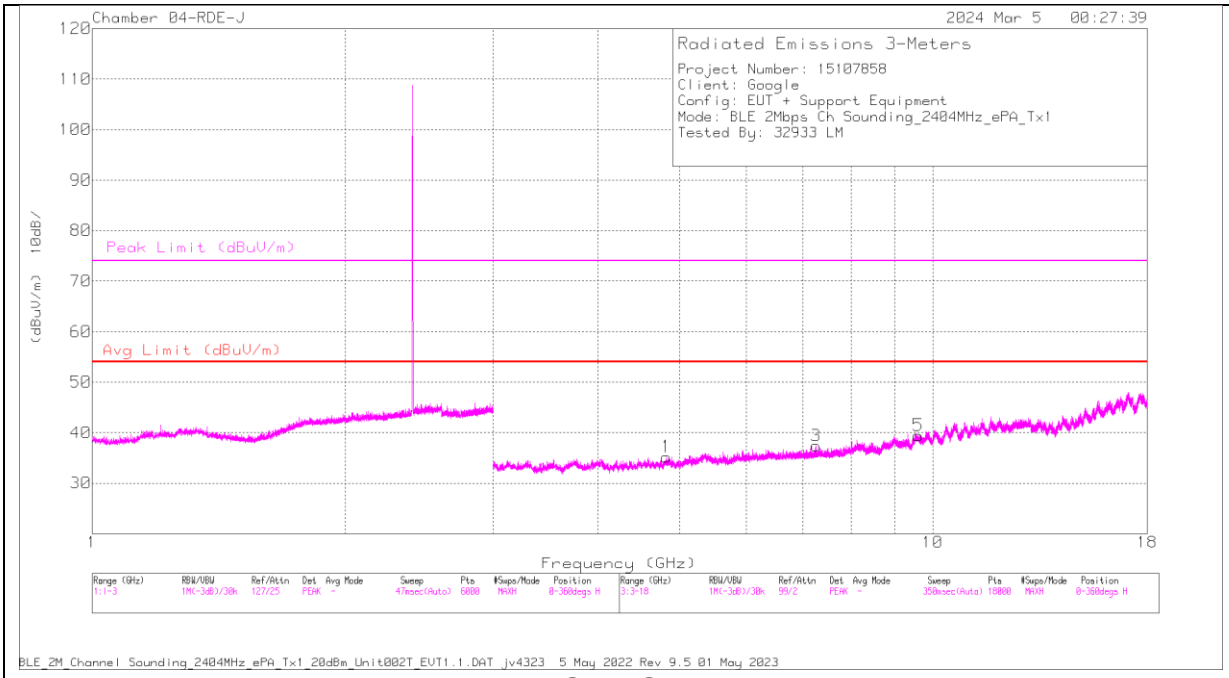

HORIZONTAL

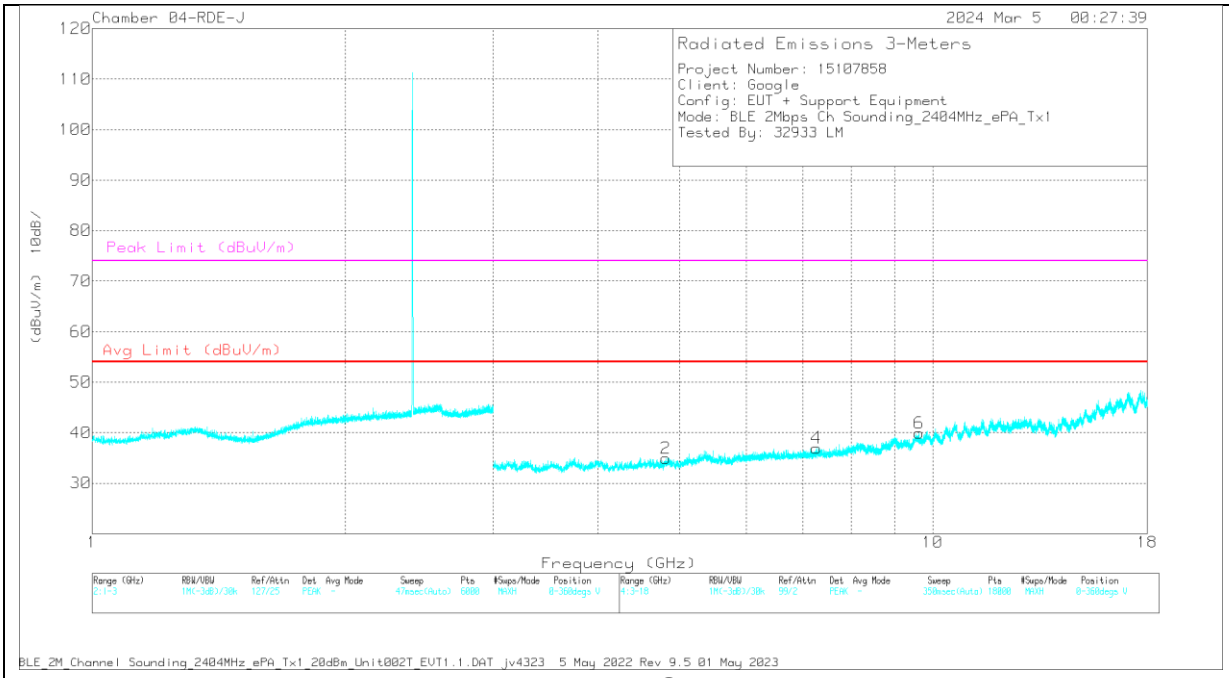

VERTICAL

UL VERIFICATION SERVICES INC.
47173 Benicia Street, Fremont, CA 94538, USA TEL:(510) 319-4000 FAX:(510) 661-0888

This report shall not be reproduced except in full, without the written approval of UL VERIFICATION SERVICES INC.

RADIATED EMISSIONS

Marker	Frequency (GHz)	Meter Reading (dBuV)	Det	222741 ACF 3m (dB/m)	Cbl/Amp (dB)	DCCF (dB)	Corrected Reading (dBuV/m)	Avg Limit (dBuV/m)	Margin (dB)	Peak Limit (dBuV/m)	PK Margin (dB)	Azimuth (Degs)	Height (cm)	Polarity
1	* ** 4.825028	55.81	PK2	34	-44.9	0	44.91	-	-	74	-29.09	96	136	H
	* ** 4.823022	44.03	MAv1	34	-44.9	9.91	43.04	54	-10.96	-	-	96	136	H
2	* ** 4.813676	56.3	PK2	34	-44.9	0	45.4	-	-	74	-28.6	179	196	V
	* ** 4.814999	44.15	MAv1	34	-45	9.91	43.06	54	-10.94	-	-	179	196	V
3	* ** 7.26223	53.39	PK2	35.8	-42.5	0	46.69	-	-	74	-27.31	341	152	H
	* ** 7.263586	41.4	MAv1	35.8	-42.5	9.91	44.61	54	-9.39	-	-	341	152	H
4	* ** 7.269119	53	PK2	35.8	-42.5	0	46.3	-	-	74	-27.7	54	383	V
	* ** 7.272264	41.41	MAv1	35.8	-42.6	9.91	44.52	54	-9.48	-	-	54	383	V
5	9.613404	52.74	PK2	36.7	-40.3	0	49.14	-	-	74	-24.86	136	351	H
6	9.63013	53.36	PK2	36.7	-40.5	0	49.56	-	-	74	-24.44	253	101	V

* - indicates frequency in CFR47 Pt 15 / IC RSS-Restricted Band
** - indicates frequency in Taiwan NCC LP0002 Restricted Band
PK2 - KDB558074 Method: Maximum Peak
MAv1 - KDB558074 Option 1 Maximum RMS Average

UL VERIFICATION SERVICES INC.
47173 Benicia Street, Fremont, CA 94538, USA TEL:(510) 319-4000 FAX:(510) 661-0888

This report shall not be reproduced except in full, without the written approval of UL VERIFICATION SERVICES INC.

MID CHANNEL RESULTS

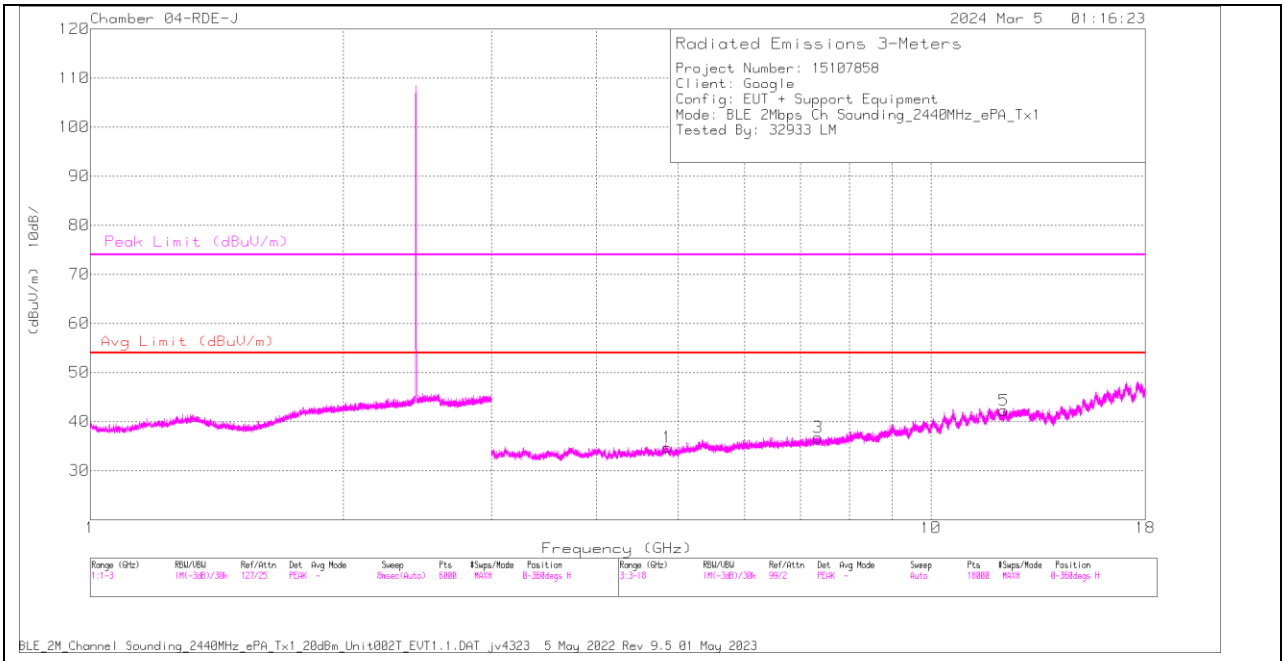

HORIZONTAL

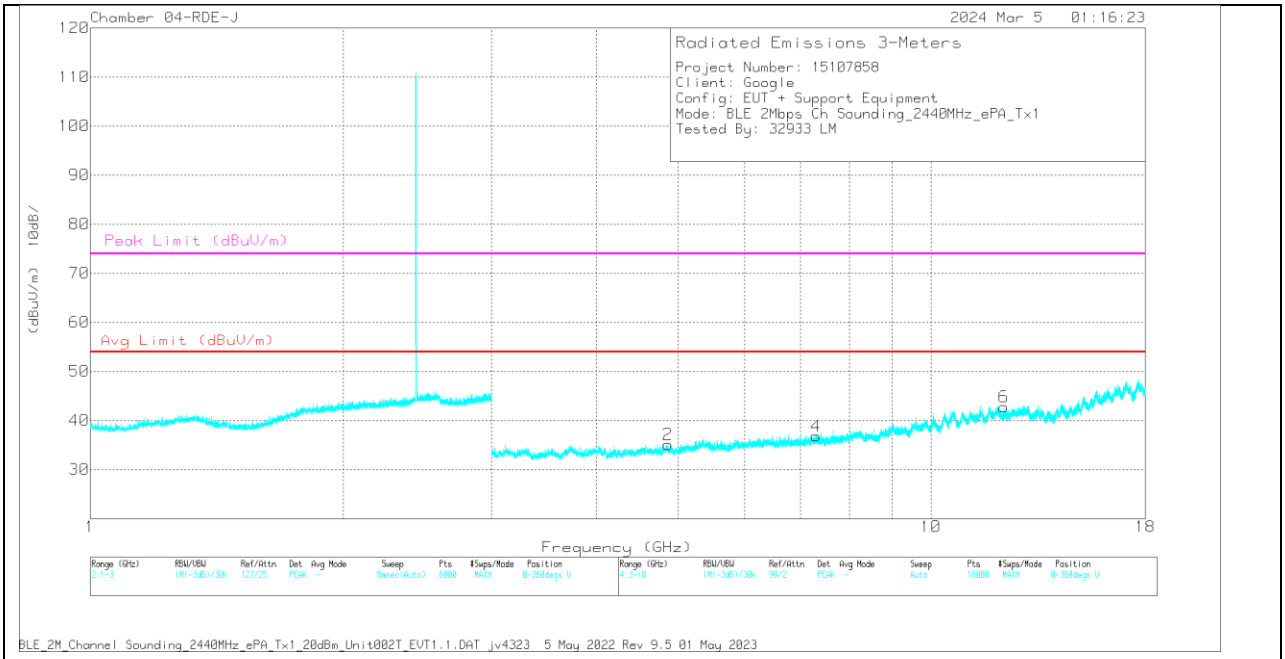

VERTICAL

UL VERIFICATION SERVICES INC.
47173 Benicia Street, Fremont, CA 94538, USA TEL:(510) 319-4000 FAX:(510) 661-0888

This report shall not be reproduced except in full, without the written approval of UL VERIFICATION SERVICES INC.

RADIATED EMISSIONS

Marker	Frequency (GHz)	Meter Reading (dBuV)	Det	222741 ACF 3m (dB/m)	Cbl/Amp (dB)	DCCF (dB)	Corrected Reading (dBuV/m)	Avg Limit (dBuV/m)	Margin (dB)	Peak Limit (dBuV/m)	PK Margin (dB)	Azimuth (Degs)	Height (cm)	Polarity
1	* ** 4.862345	55.29	PK2	34	-44.4	0	44.89	-	-	74	-29.11	257	234	H
	* ** 4.861858	43.81	MAv1	34	-44.4	9.91	43.32	54	-10.68	-	-	257	234	H
2	* ** 4.869164	55.26	PK2	34	-44.6	0	44.66	-	-	74	-29.34	141	341	V
	* ** 4.868811	43.35	MAv1	34	-44.6	9.91	42.66	54	-11.34	-	-	141	341	V
3	* ** 7.3467	52.93	PK2	35.8	-42.4	0	46.33	-	-	74	-27.67	319	134	H
	* ** 7.347614	41.39	MAv1	35.8	-42.3	9.91	44.8	54	-9.2	-	-	319	134	H
4	* ** 7.29962	52.71	PK2	35.8	-42.4	0	46.11	-	-	74	-27.89	351	196	V
	* ** 7.299619	41.39	MAv1	35.8	-42.4	9.91	44.7	54	-9.3	-	-	351	196	V
5	* ** 12.209184	52.07	PK2	38.8	-39.6	0	51.27	-	-	74	-22.73	109	163	H
	* ** 12.209646	40.82	MAv1	38.8	-39.5	9.91	50.03	54	-3.97	-	-	109	163	H
6	* ** 12.209025	52.81	PK2	38.8	-39.6	0	52.01	-	-	74	-21.99	313	390	V
	* ** 12.210567	40.94	MAv1	38.8	-39.6	9.91	50.05	54	-3.95	-	-	313	390	V

* - indicates frequency in CFR47 Pt 15 / IC RSS-Restricted Band
** - indicates frequency in Taiwan NCC LP0002 Restricted Band
PK2 - KDB558074 Method: Maximum Peak
MAv1 - KDB558074 Option 1 Maximum RMS Average

UL VERIFICATION SERVICES INC.
47173 Benicia Street, Fremont, CA 94538, USA TEL:(510) 319-4000 FAX:(510) 661-0888

This report shall not be reproduced except in full, without the written approval of UL VERIFICATION SERVICES INC.

HIGH CHANNEL RESULTS

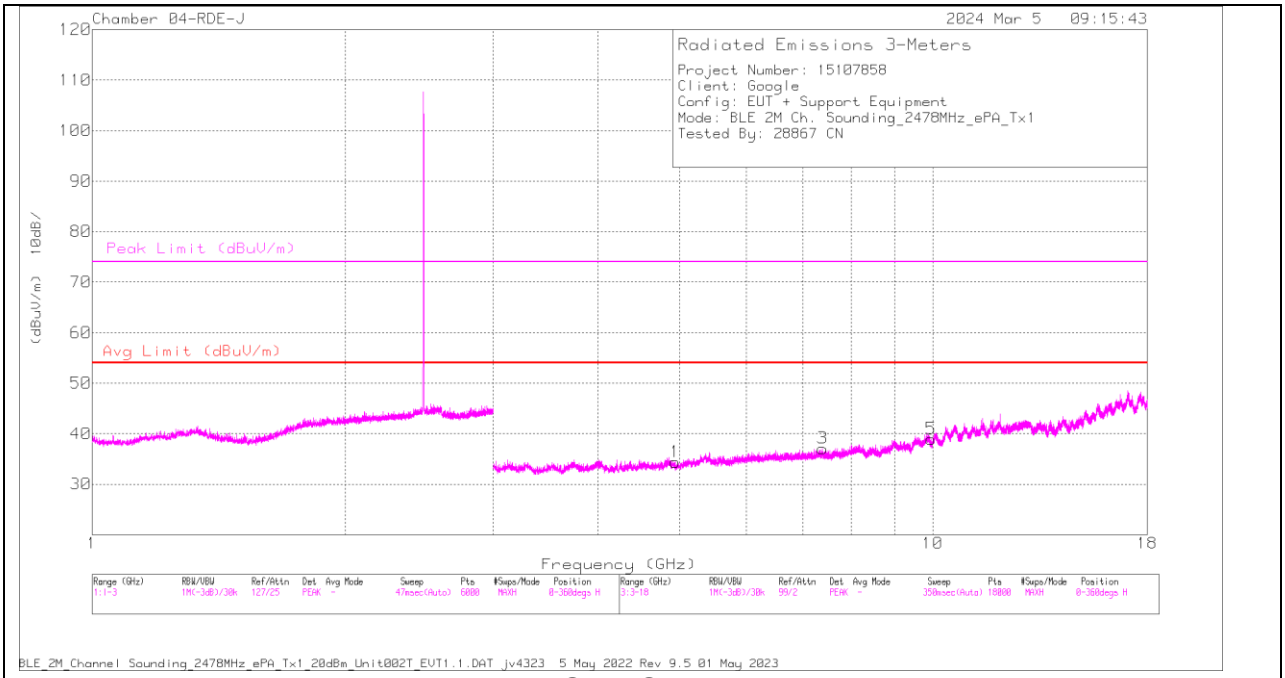

HORIZONTAL

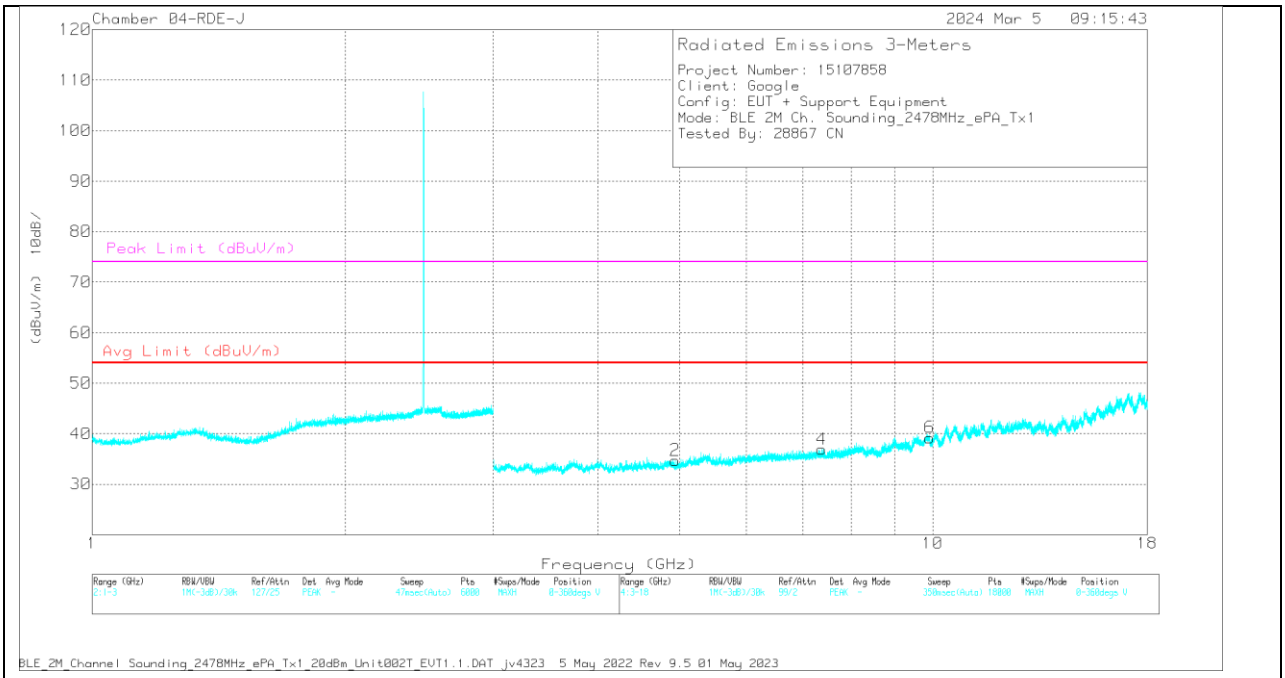

VERTICAL

UL VERIFICATION SERVICES INC.
47173 Benicia Street, Fremont, CA 94538, USA TEL:(510) 319-4000 FAX:(510) 661-0888

This report shall not be reproduced except in full, without the written approval of UL VERIFICATION SERVICES INC.

RADIATED EMISSIONS

Marker	Frequency (GHz)	Meter Reading (dBuV)	Det	222741 ACF 3m (dB/m)	Cbl/Amp (dB)	DCCF (dB)	Corrected Reading (dBuV/m)	Avg Limit (dBuV/m)	Margin (dB)	Peak Limit (dBuV/m)	PK Margin (dB)	Azimuth (Degs)	Height (cm)	Polarity
1	* ** 4.970346	54.91	PK2	34.1	-44.8	0	44.21	-	-	74	-29.79	16	342	H
	* ** 4.97096	43.1	MAv1	34.1	-44.7	9.91	42.41	54	-11.59	-	-	16	342	H
2	* ** 4.93699	54.29	PK2	34.1	-44.6	0	43.79	-	-	74	-30.21	195	135	V
	* ** 4.927058	43.27	MAv1	34.1	-44.6	9.91	42.68	54	-11.32	-	-	195	135	V
3	* ** 7.372377	52.7	PK2	35.8	-42.4	0	46.1	-	-	74	-27.9	279	250	H
	* ** 7.391004	41.32	MAv1	35.8	-42.3	9.91	44.73	54	-9.27	-	-	279	250	H
4	* ** 7.405094	52.71	PK2	35.8	-42.4	0	46.11	-	-	74	-27.89	201	277	V
	* ** 7.390383	41.41	MAv1	35.8	-42.4	9.91	44.72	54	-9.28	-	-	201	277	V
5	9.954621	52.87	PK2	37.1	-40.6	0	49.37	-	-	74	-24.63	298	289	H
6	9.919287	52.42	PK2	37	-39.9	0	49.52	-	-	74	-24.48	293	315	V

* - indicates frequency in CFR47 Pt 15 / IC RSS-Restricted Band
** - indicates frequency in Taiwan NCC LP0002 Restricted Band
PK2 - KDB558074 Method: Maximum Peak
MAv1 - KDB558074 Option 1 Maximum RMS Average

UL VERIFICATION SERVICES INC.
47173 Benicia Street, Fremont, CA 94538, USA TEL:(510) 319-4000 FAX:(510) 661-0888

This report shall not be reproduced except in full, without the written approval of UL VERIFICATION SERVICES INC.

10.3. WORST CASE BELOW 1 GHz

SPURIOUS EMISSIONS 30 TO 1000 MHz (WORST-CASE CONFIGURATION)

10.3.1. BLUETOOTH TXBF

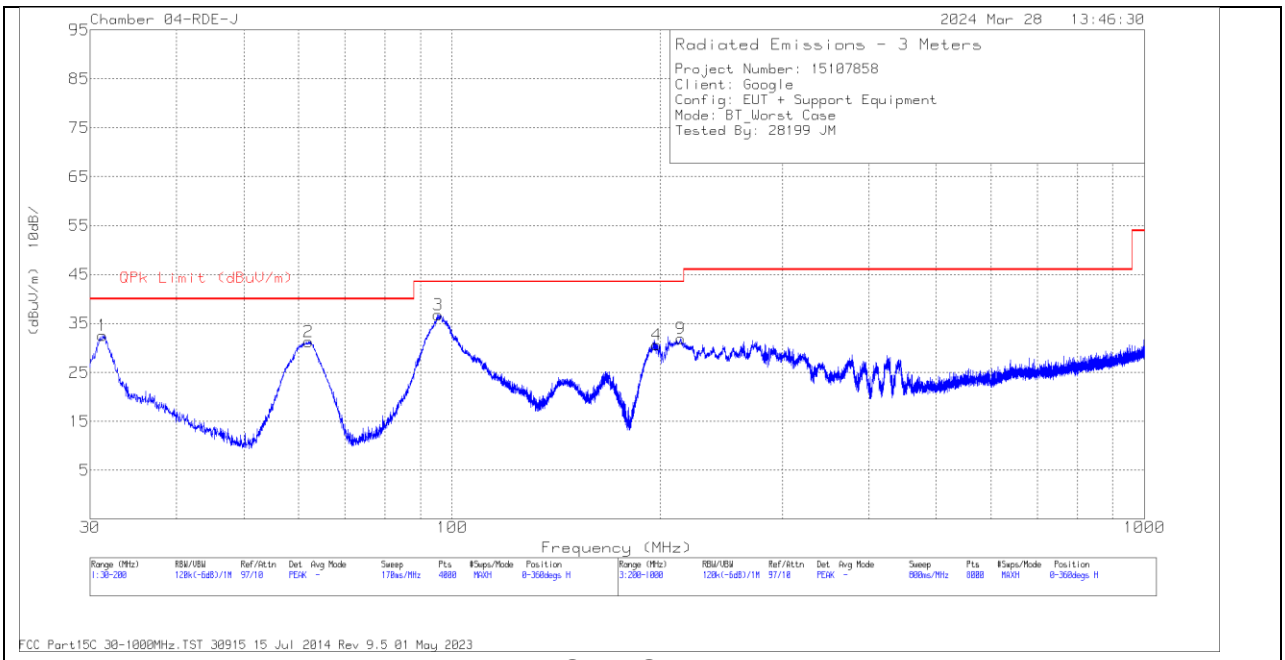

HORIZONTAL

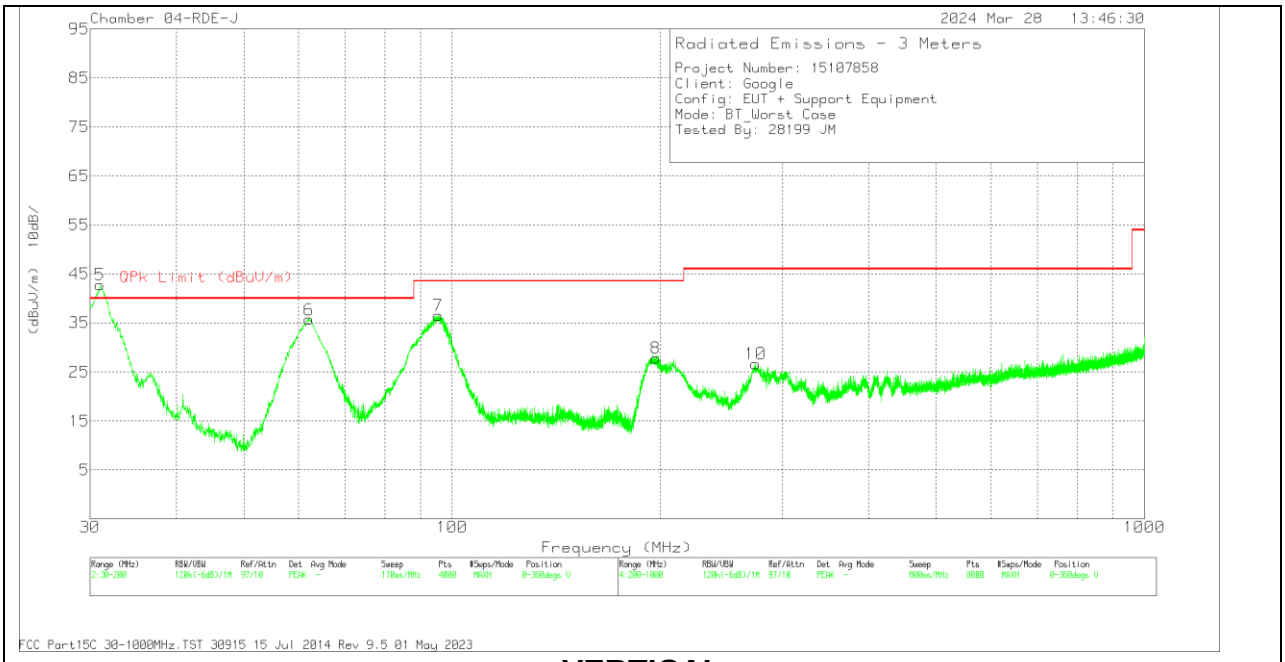

VERTICAL

UL VERIFICATION SERVICES INC.
47173 Benicia Street, Fremont, CA 94538, USA TEL:(510) 319-4000 FAX:(510) 661-0888

This report shall not be reproduced except in full, without the written approval of UL VERIFICATION SERVICES INC.

Below 1GHz Data

Marker	Frequency (MHz)	Meter Reading (dBuV)	Det	80293 ACF (dB/m)	Amp/Cbl (dB)	Corrected Reading (dBuV/m)	QPk Limit (dBuV/m)	Margin (dB)	Azimuth (Degs)	Height (cm)	Polarity
1	31.2753	38.45	Pk	25.9	-31.8	32.55	40	-7.45	0-360	299	H
2	62.0533	49.27	Pk	13.5	-31.5	31.27	40	-8.73	0-360	399	H
3	95.3819	53.21	Pk	14.9	-31.3	36.81	43.52	-6.71	0-360	299	H
4	197.493	43.43	Pk	18	-30.8	30.63	43.52	-12.89	0-360	99	H
5	31.2024	45.03	Qp	25.9	-31.8	39.13	40	-.87	359	112	V
6	62.1264	51.83	Qp	13.5	-31.5	33.83	40	-6.17	70	113	V
7	95.3819	52.9	Pk	14.9	-31.3	36.5	43.52	-7.02	0-360	100	V
8	196.813	40.64	Pk	18	-30.8	27.84	43.52	-15.68	0-360	100	V
9	213.902	46.09	Pk	16.5	-30.7	31.89	43.52	-11.63	0-360	99	H
10	* ** 274.21	37.98	Pk	19.2	-30.5	26.68	46.02	-19.34	0-360	101	V

* - indicates frequency in CFR47 Pt 15 / IC RSS-Restricted Band
** - indicates frequency in Taiwan NCC LP0002 Restricted Band
Pk - Peak detector

UL VERIFICATION SERVICES INC.
47173 Benicia Street, Fremont, CA 94538, USA TEL:(510) 319-4000 FAX:(510) 661-0888

This report shall not be reproduced except in full, without the written approval of UL VERIFICATION SERVICES INC.

10.3.2. BLE TXBF

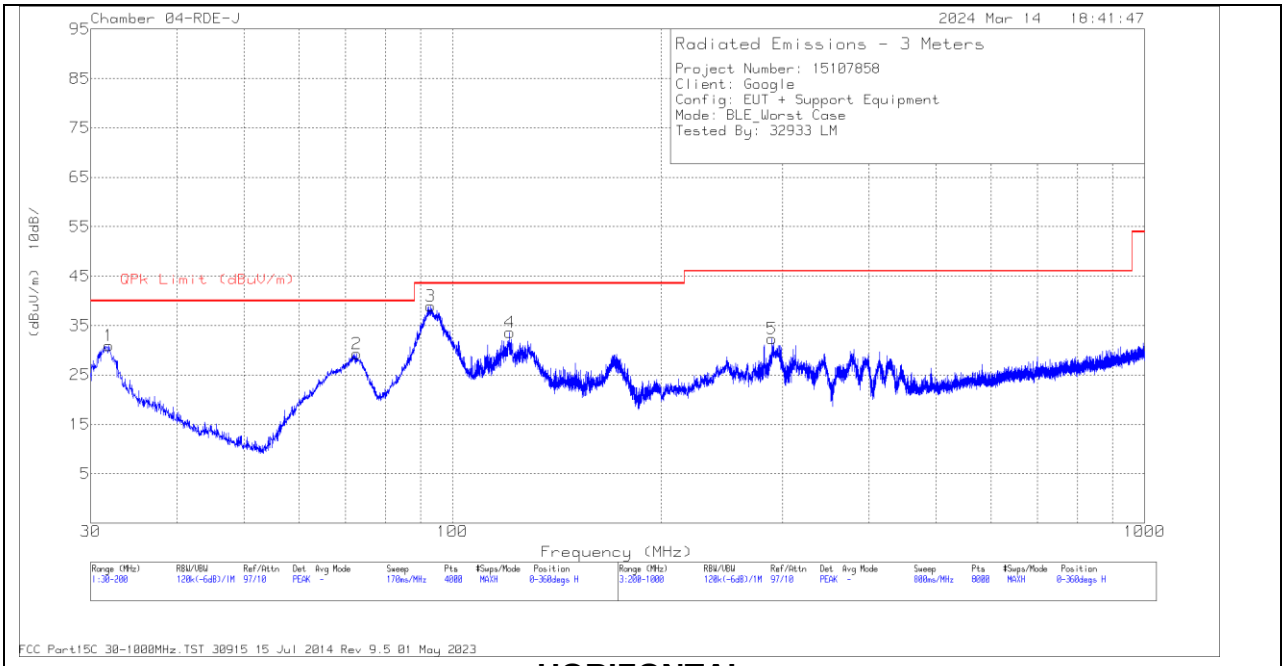

HORIZONTAL

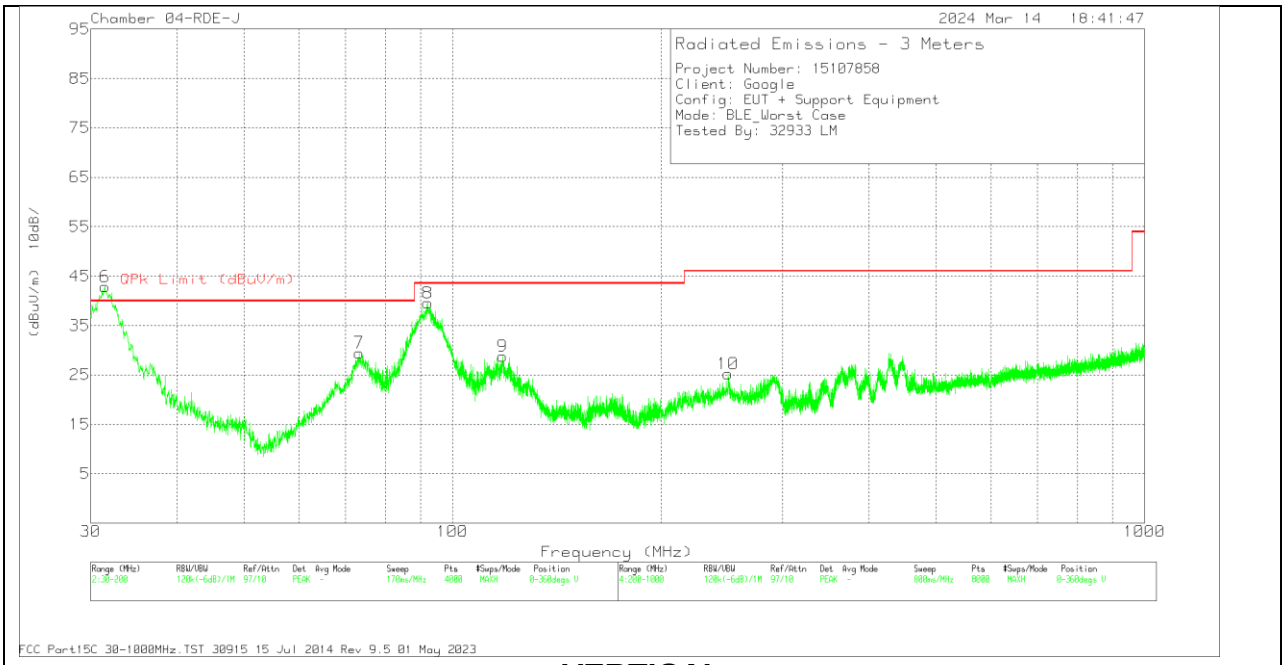

VERTICAL

UL VERIFICATION SERVICES INC.
47173 Benicia Street, Fremont, CA 94538, USA TEL:(510) 319-4000 FAX:(510) 661-0888

This report shall not be reproduced except in full, without the written approval of UL VERIFICATION SERVICES INC.

Below 1GHz Data

Marker	Frequency (MHz)	Meter Reading (dBuV)	Det	80293 ACF (dB/m)	CBL/AMP (dB)	Corrected Reading (dBuV/m)	QPk Limit (dBuV/m)	Margin (dB)	Azimuth (Degs)	Height (cm)	Polarity
4	* 121.016	44.69	Pk	19.9	-31	33.59	43.52	-9.93	0-360	199	H
7	* 73.2762	46.77	Pk	14	-31.3	29.47	40	-10.53	0-360	100	V
9	* 118.253	39.64	Pk	19.7	-30.6	28.74	43.52	-14.78	0-360	100	V
10	* 250.307	38.07	Pk	17.4	-30.3	25.17	46.02	-20.85	0-360	99	V
6	31.4406	44.95	Qp	25.7	-31.4	39.25	40	-.75	330	106	V
1	31.8705	37.03	Pk	25.4	-31.5	30.93	40	-9.07	0-360	299	H
2	72.6385	46.53	Pk	14	-31.3	29.23	40	-10.77	0-360	199	H
8	91.6753	50.94	Qp	14.1	-31	34.04	43.52	-9.48	10	101	V
3	92.6227	50.5	Qp	14.3	-30.9	33.9	43.52	-9.62	137	319	H
5	289.712	42.68	Pk	19.3	-29.6	32.38	46.02	-13.64	0-360	99	H

* - indicates frequency in CFR47 Pt 15 / IC RSS-Restricted Band
Pk - Peak detector
Qp - Quasi-Peak detector

UL VERIFICATION SERVICES INC.
47173 Benicia Street, Fremont, CA 94538, USA TEL:(510) 319-4000 FAX:(510) 661-0888

This report shall not be reproduced except in full, without the written approval of UL VERIFICATION SERVICES INC.

10.3.3. BLE GFSK, MODE 0 (CHANNEL SOUNDING)

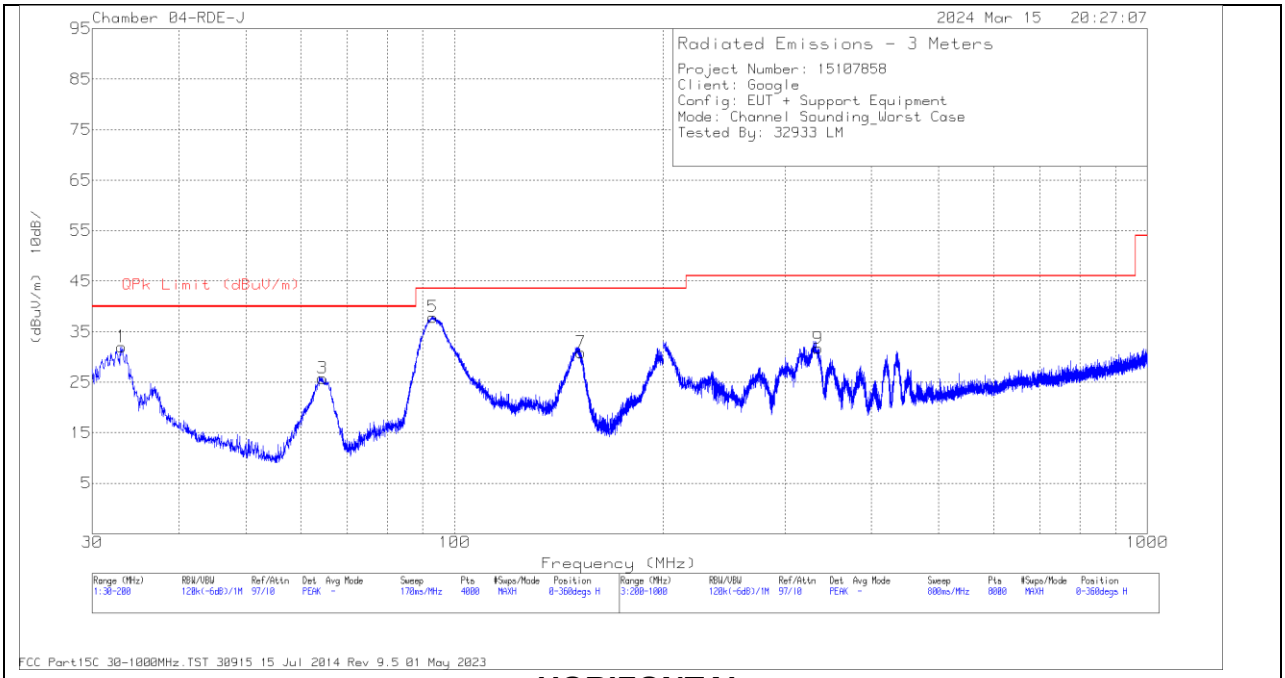

HORIZONTAL

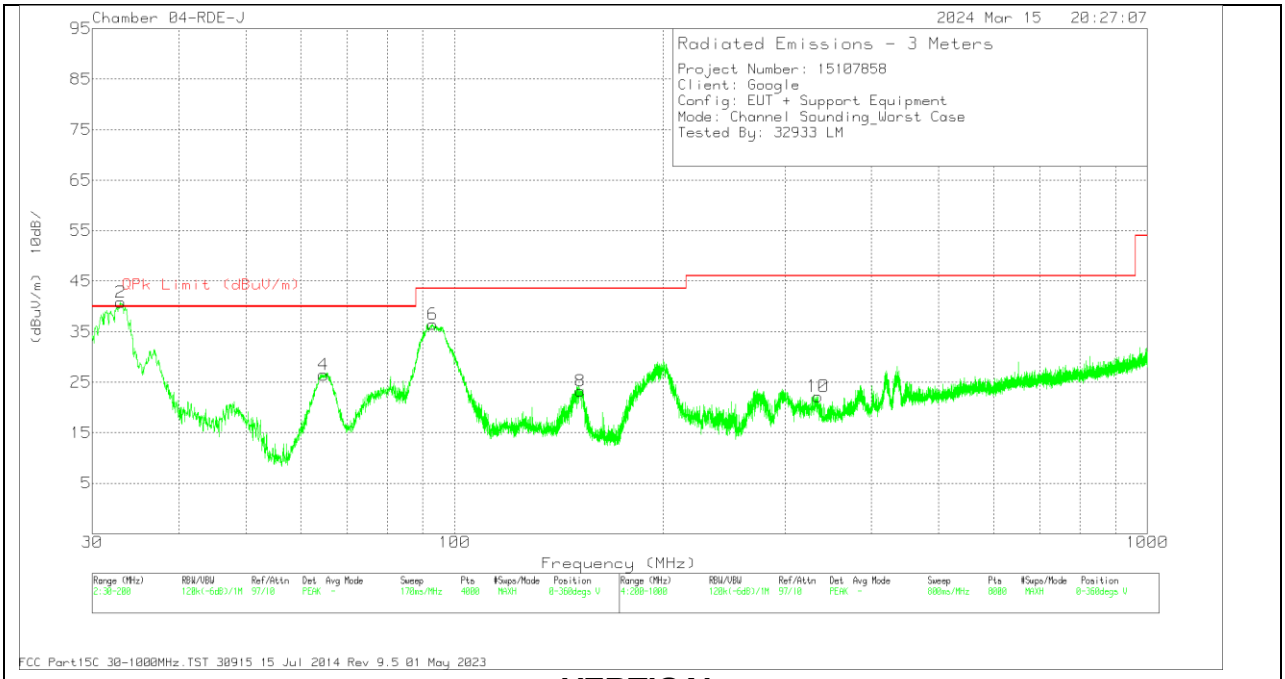

VERTICAL

UL VERIFICATION SERVICES INC.
47173 Benicia Street, Fremont, CA 94538, USA TEL:(510) 319-4000 FAX:(510) 661-0888

This report shall not be reproduced except in full, without the written approval of UL VERIFICATION SERVICES INC.

Below 1GHz Data

Marker	Frequency (MHz)	Meter Reading (dBuV)	Det	80293 ACF (dB/m)	CBL/AMP (dB)	Corrected Reading (dBuV/m)	QPk Limit (dBuV/m)	Margin (dB)	Azimuth (Degs)	Height (cm)	Polarity
1	33.1033	39.01	Pk	24.6	-31.6	32.01	40	-7.99	0-360	199	H
2	32.7027	41.42	Qp	24.9	-31.6	34.72	40	-5.28	62	115	V
3	64.4764	43.7	Pk	13.6	-31.5	25.8	40	-14.2	0-360	199	H
4	64.7315	44.35	Pk	13.7	-31.6	26.45	40	-13.55	0-360	100	V
5	92.8263	48.34	Qp	14.4	-30.8	31.94	43.52	-11.58	127	205	H
6	93.0438	52.84	Pk	14.4	-30.8	36.44	43.52	-7.08	0-360	100	V
7	152.177	42.89	Pk	18.3	-30.3	30.89	43.52	-12.63	0-360	299	H
8	151.879	35.36	Pk	18.3	-30.4	23.26	43.52	-20.26	0-360	100	V
9	* 334.417	41.61	Pk	19.9	-29.8	31.71	46.02	-14.31	0-360	99	H
10	* 334.918	31.98	Pk	19.9	-29.7	22.18	46.02	-23.84	0-360	299	V

* - indicates frequency in CFR47 Pt 15 / IC RSS-Restricted Band
Pk - Peak detector
Qp - Quasi-Peak detector

UL VERIFICATION SERVICES INC.
47173 Benicia Street, Fremont, CA 94538, USA TEL:(510) 319-4000 FAX:(510) 661-0888

This report shall not be reproduced except in full, without the written approval of UL VERIFICATION SERVICES INC.

11. AC POWER LINE CONDUCTED EMISSIONS

LIMITS

FCC §15.207 (a)

Frequency of Emission (MHz)	Conducted Limit (dBµV)	
	Quasi-peak	Average
0.15-0.5	66 to 56 *	56 to 46 *
0.5-5	56	46
5-30	60	50

*Decreases with the logarithm of the frequency.

TEST PROCEDURE

The EUT is placed on a non-conducting table 40 cm from the vertical ground plane and 80 cm above the horizontal ground plane. The EUT is configured in accordance with ANSI C63.10.

The receiver is set to a resolution bandwidth of 9 kHz. Peak detection is used unless otherwise noted as quasi-peak or average.

Line conducted data is recorded for both NEUTRAL and HOT lines.

RESULTS

UL VERIFICATION SERVICES INC.
47173 Benicia Street, Fremont, CA 94538, USA TEL:(510) 319-4000 FAX:(510) 661-0888

This report shall not be reproduced except in full, without the written approval of UL VERIFICATION SERVICES INC.

11.1. BLUETOOTH TXBF

LINE 1 RESULTS

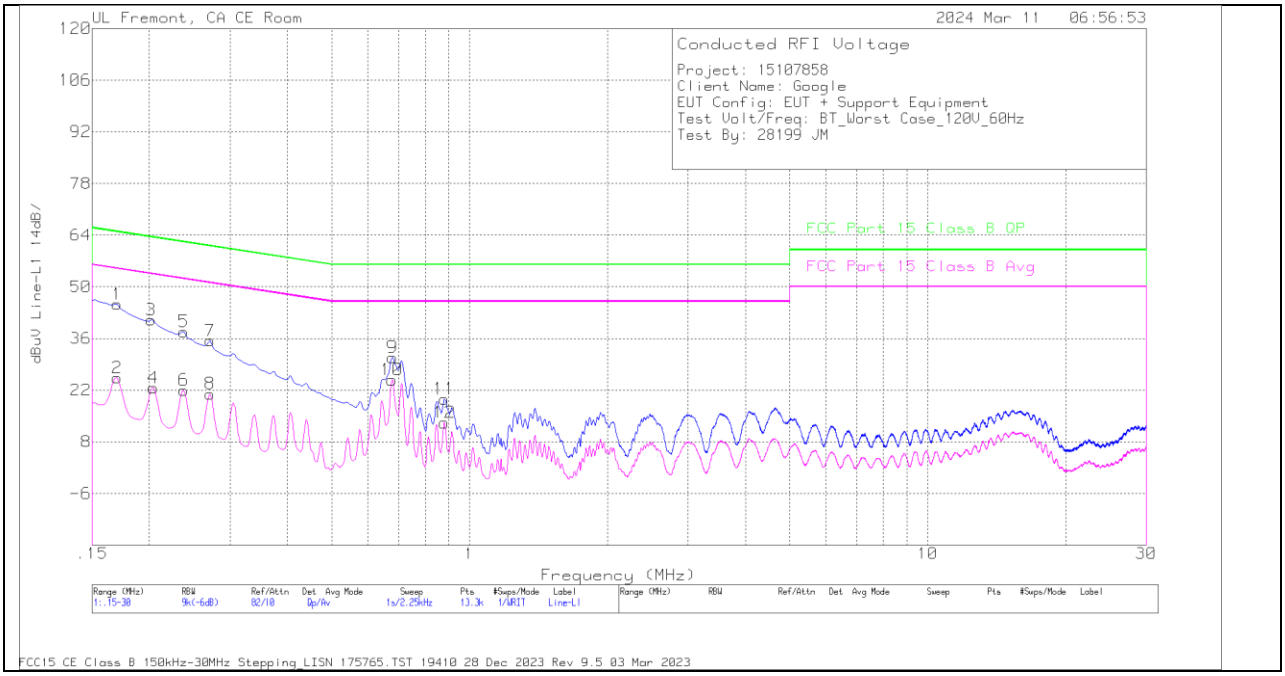

Range 1: Line-L1 .15 - 30MHz											
Marker	Frequency (MHz)	Meter Reading (dBuV)	Det	LISN (dB)	Cbl (dB)	Trns Limiter (dB)	Corrected Reading (dBuV)	FCC Part 15C QP Limit (dBuV)	QP Margin (dB)	FCC Part 15C Avg Limit (dBuV)	Av Margin (dB)
2	.1703	15.81	Av	0	0	9.5	25.31	-	-	54.95	-29.64
4	.204	13.11	Av	0	.1	9.4	22.61	-	-	53.45	-30.84
6	.2378	12.58	Av	0	0	9.4	21.98	-	-	52.17	-30.19
8	.2715	11.57	Av	0	0	9.4	20.97	-	-	51.07	-30.1
10	.6765	15.38	Av	0	.1	9.3	24.78	-	-	46	-21.22
12	.8813	3.67	Av	0	.1	9.4	13.17	-	-	46	-32.83
1	.1703	35.77	Qp	0	0	9.5	45.27	64.95	-19.68	-	-
3	.2018	31.51	Qp	0	.1	9.4	41.01	63.54	-22.53	-	-
5	.2378	28.43	Qp	0	0	9.4	37.83	62.17	-24.34	-	-
7	.2715	25.96	Qp	0	0	9.4	35.36	61.07	-25.71	-	-
9	.6788	21.43	Qp	0	.1	9.3	30.83	56	-25.17	-	-
11	.8813	10.07	Qp	0	.1	9.4	19.57	56	-36.43	-	-

Qp - Quasi-Peak detector
Av - Average detection

UL VERIFICATION SERVICES INC.
47173 Benicia Street, Fremont, CA 94538, USA TEL:(510) 319-4000 FAX:(510) 661-0888

This report shall not be reproduced except in full, without the written approval of UL VERIFICATION SERVICES INC.

LINE 2 RESULTS

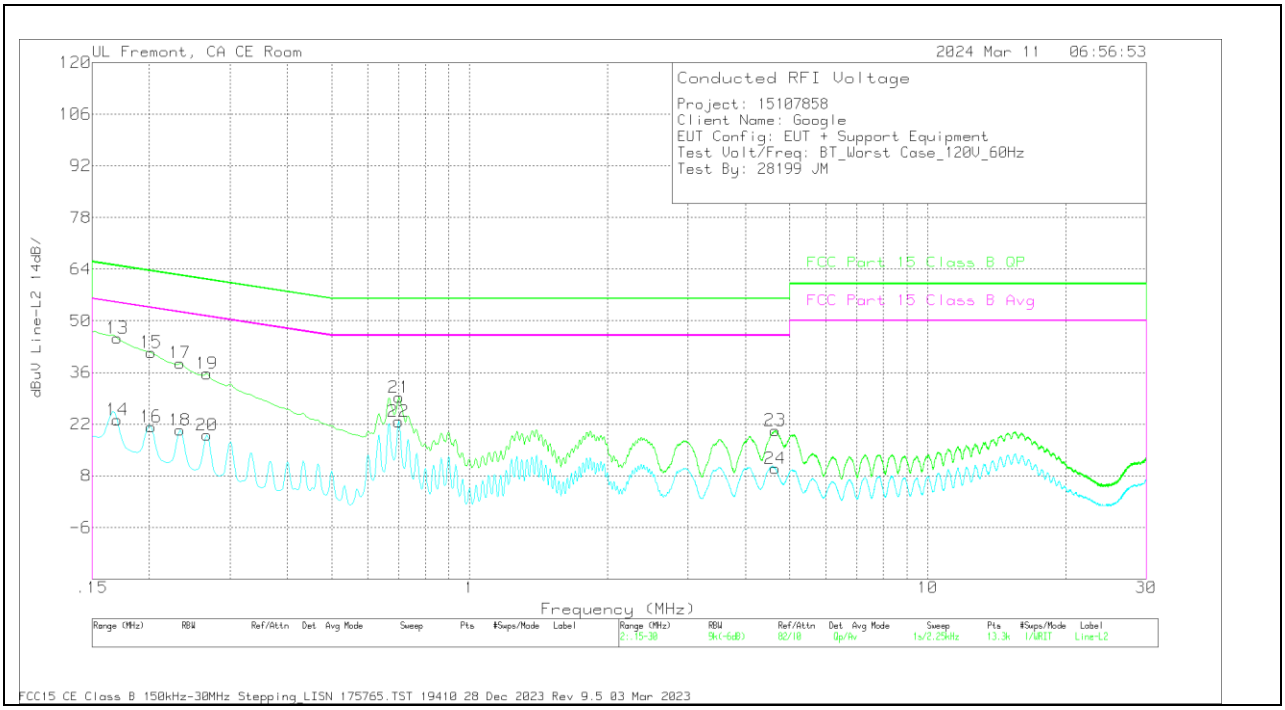

Range 2: Line-L2 .15 - 30MHz											
Marker	Frequency (MHz)	Meter Reading (dBuV)	Det	LISN (dB)	Cbl (dB)	Trns Limiter (dB)	Corrected Reading (dBuV)	FCC Part 15C QP Limit (dBuV)	QP Margin (dB)	FCC Part 15C Avg Limit (dBuV)	Av Margin (dB)
14	.1703	13.63	Av	0	0	9.5	23.13	-	-	54.95	-31.82
16	.2018	11.75	Av	0	.1	9.4	21.25	-	-	53.54	-32.29
18	.2333	10.95	Av	0	0	9.4	20.35	-	-	52.33	-31.98
20	.267	9.62	Av	0	0	9.4	19.02	-	-	51.21	-32.19
22	.699	13.42	Av	0	0	9.3	22.72	-	-	46	-23.28
24	4.6433	.37	Av	0	.2	9.4	9.97	-	-	46	-36.03
13	.1703	35.8	Qp	0	0	9.5	45.3	64.95	-19.65	-	-
15	.2018	31.91	Qp	0	.1	9.4	41.41	63.54	-22.13	-	-
17	.2333	29.15	Qp	0	0	9.4	38.55	62.33	-23.78	-	-
19	.267	26.27	Qp	0	0	9.4	35.67	61.21	-25.54	-	-
21	.7013	19.93	Qp	0	0	9.3	29.23	56	-26.77	-	-
23	4.6478	10.68	Qp	0	.2	9.4	20.28	56	-35.72	-	-

Qp - Quasi-Peak detector
Av - Average detection

UL VERIFICATION SERVICES INC.
47173 Benicia Street, Fremont, CA 94538, USA TEL:(510) 319-4000 FAX:(510) 661-0888

This report shall not be reproduced except in full, without the written approval of UL VERIFICATION SERVICES INC.

11.2. BLE TXBF

LINE 1 RESULTS

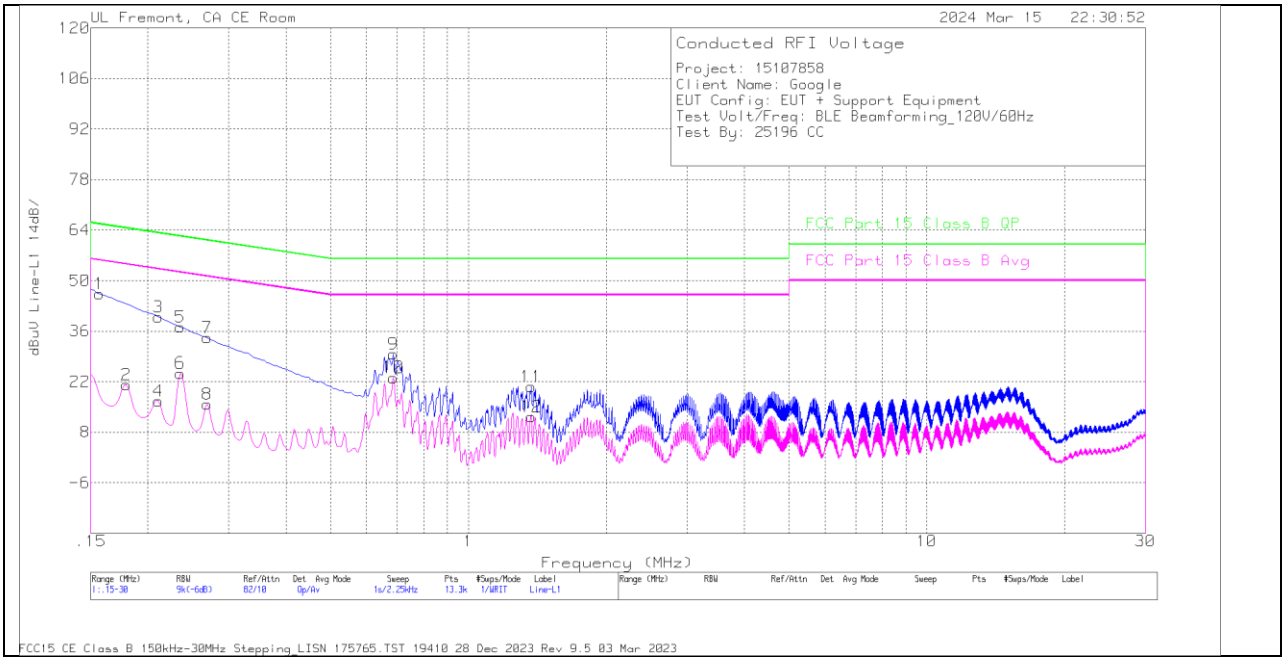

Range 1: Line-L1 .15 - 30MHz											
Marker	Frequency (MHz)	Meter Reading (dBuV)	Det	LISN (dB)	Cbl (dB)	Trns Limiter (dB)	Corrected Reading (dBuV)	FCC Part 15C QP Limit (dBuV)	QP Margin (dB)	FCC Part 15C Avg Limit (dBuV)	Av Margin (dB)
2	.1793	11.59	Av	0	.1	9.4	21.09	-	-	54.52	-33.43
4	.2108	7.19	Av	0	.1	9.4	16.69	-	-	53.18	-36.49
6	.2355	14.96	Av	0	0	9.4	24.36	-	-	52.25	-27.89
8	.2693	6.28	Av	0	0	9.4	15.68	-	-	51.14	-35.46
10	.6855	13.74	Av	0	.1	9.3	23.14	-	-	46	-22.86
12	1.3718	2.81	Av	0	.1	9.3	12.21	-	-	46	-33.79
1	.1568	36.77	Qp	0	0	9.5	46.27	65.63	-19.36	-	-
3	.2108	30.46	Qp	0	.1	9.4	39.96	63.18	-23.22	-	-
5	.2355	27.81	Qp	0	0	9.4	37.21	62.25	-25.04	-	-
7	.2693	24.75	Qp	0	0	9.4	34.15	61.14	-26.99	-	-
9	.6855	20.3	Qp	0	.1	9.3	29.7	56	-26.3	-	-
11	1.3718	11.23	Qp	0	.1	9.3	20.63	56	-35.37	-	-

Qp - Quasi-Peak detector
Av - Average detection

UL VERIFICATION SERVICES INC.
47173 Benicia Street, Fremont, CA 94538, USA TEL:(510) 319-4000 FAX:(510) 661-0888

This report shall not be reproduced except in full, without the written approval of UL VERIFICATION SERVICES INC.

LINE 2 RESULTS

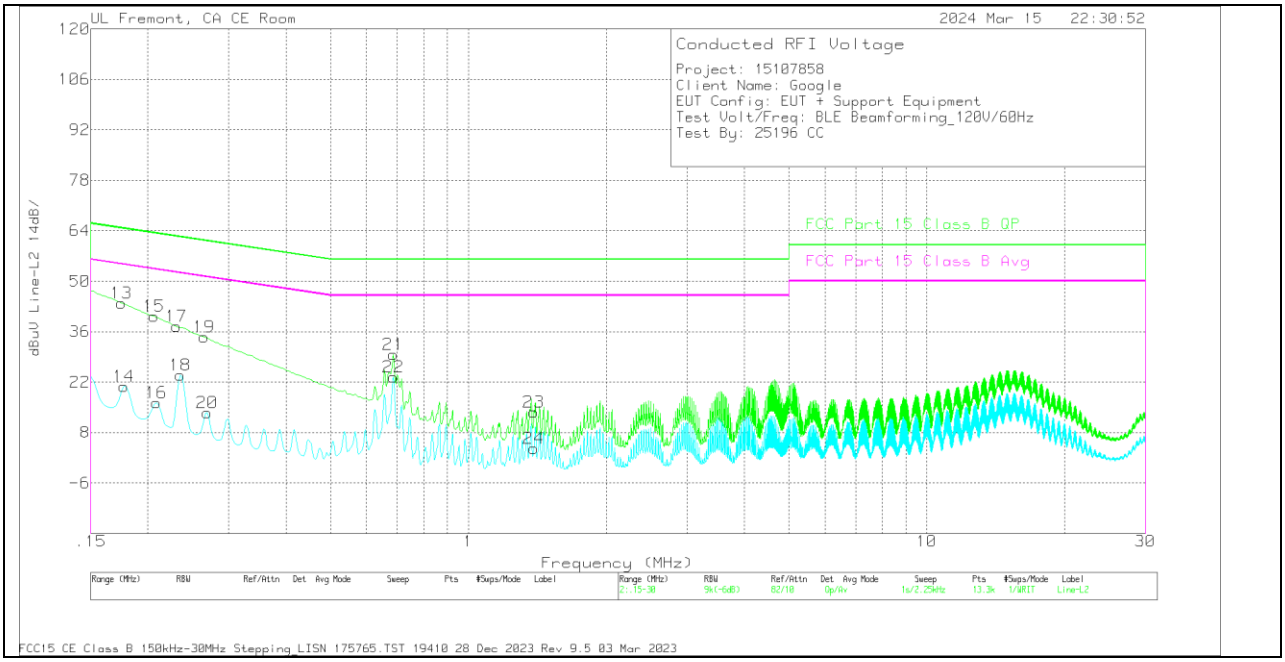

Range 2: Line-L2 .15 - 30MHz											
Marker	Frequency (MHz)	Meter Reading (dBuV)	Det	LISN (dB)	Cbl (dB)	Trns Limiter (dB)	Corrected Reading (dBuV)	FCC Part 15C QP Limit (dBuV)	QP Margin (dB)	FCC Part 15C Avg Limit (dBuV)	Av Margin (dB)
14	.177	11.3	Av	0	.1	9.4	20.8	-	-	54.63	-33.83
16	.2085	6.84	Av	0	.1	9.4	16.34	-	-	53.26	-36.92
18	.2355	14.55	Av	0	0	9.4	23.95	-	-	52.25	-28.3
20	.2693	4.09	Av	0	0	9.4	13.49	-	-	51.14	-37.65
22	.6855	14.16	Av	0	0	9.3	23.46	-	-	46	-22.54
24	1.3898	-5.86	Av	0	.1	9.4	3.64	-	-	46	-42.36
13	.1748	34.45	Qp	0	0	9.5	43.95	64.73	-20.78	-	-
15	.2063	30.69	Qp	0	.1	9.4	40.19	63.35	-23.16	-	-
17	.231	28.01	Qp	0	0	9.4	37.41	62.41	-25	-	-
19	.2648	25.08	Qp	0	0	9.4	34.48	61.28	-26.8	-	-
21	.6855	20.34	Qp	0	0	9.3	29.64	56	-26.36	-	-
23	1.3898	4.18	Qp	0	.1	9.4	13.68	56	-42.32	-	-

Qp - Quasi-Peak detector
Av - Average detection

UL VERIFICATION SERVICES INC.
47173 Benicia Street, Fremont, CA 94538, USA TEL:(510) 319-4000 FAX:(510) 661-0888

This report shall not be reproduced except in full, without the written approval of UL VERIFICATION SERVICES INC.

11.3. BLE GFSK, MODE 0 (CHANNEL SOUNDING)

LINE 1 RESULTS

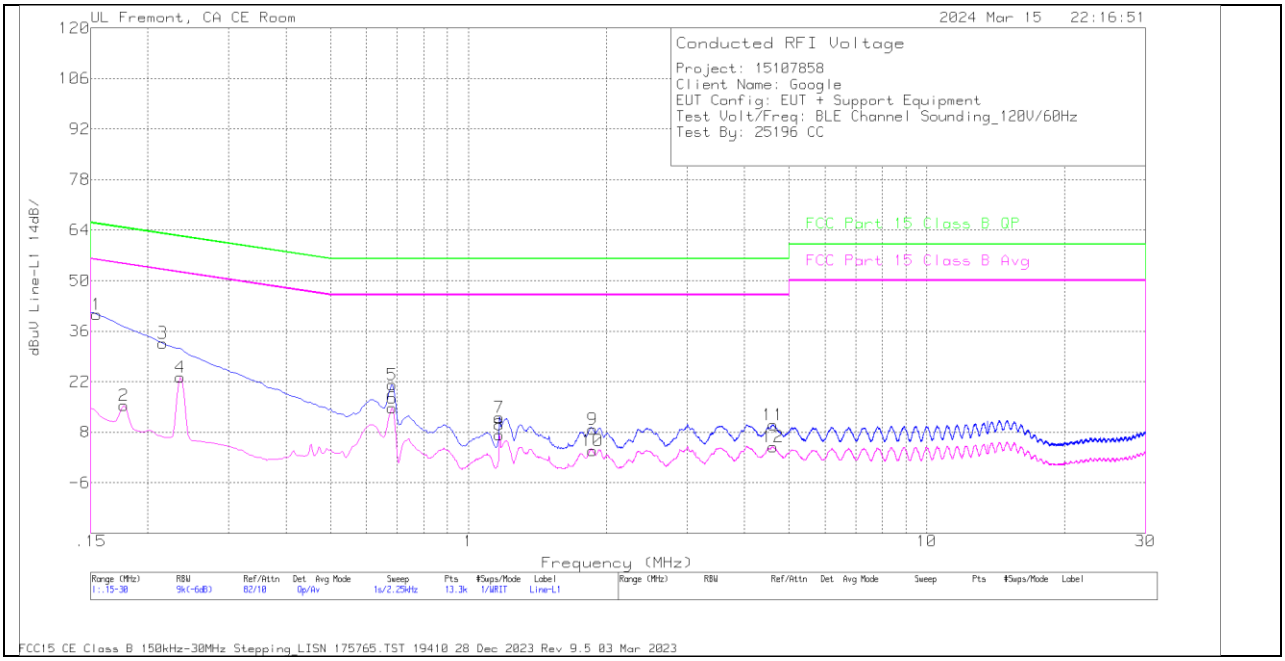

Range 1: Line-L1 .15 - 30MHz											
Marker	Frequency (MHz)	Meter Reading (dBuV)	Det	LISN (dB)	Cbl (dB)	Trns Limiter (dB)	Corrected Reading (dBuV)	FCC Part 15C QP Limit (dBuV)	QP Margin (dB)	FCC Part 15C Avg Limit (dBuV)	Av Margin (dB)
2	.177	5.91	Av	0	.1	9.4	15.41	-	-	54.63	-39.22
4	.2355	13.84	Av	0	0	9.4	23.24	-	-	52.25	-29.01
6	.681	5.37	Av	0	.1	9.3	14.77	-	-	46	-31.23
8	1.1693	-2.27	Av	0	.1	9.4	7.23	-	-	46	-38.77
10	1.869	-6.64	Av	0	.1	9.4	2.86	-	-	46	-43.14
12	4.6286	-5.5	Av	0	.1	9.4	4	-	-	46	-42
1	.1545	31.08	Qp	0	0	9.5	40.58	65.75	-25.17	-	-
3	.2153	23.2	Qp	0	.1	9.4	32.7	63	-30.3	-	-
5	.681	11.82	Qp	0	.1	9.3	21.22	56	-34.78	-	-
7	1.1693	2.65	Qp	0	.1	9.4	12.15	56	-43.85	-	-
9	1.869	-.71	Qp	0	.1	9.4	8.79	56	-47.21	-	-
11	4.6208	.54	Qp	0	.1	9.4	10.04	56	-45.96	-	-

Qp - Quasi-Peak detector
Av - Average detection

UL VERIFICATION SERVICES INC.
47173 Benicia Street, Fremont, CA 94538, USA TEL:(510) 319-4000 FAX:(510) 661-0888

This report shall not be reproduced except in full, without the written approval of UL VERIFICATION SERVICES INC.

LINE 2 RESULTS

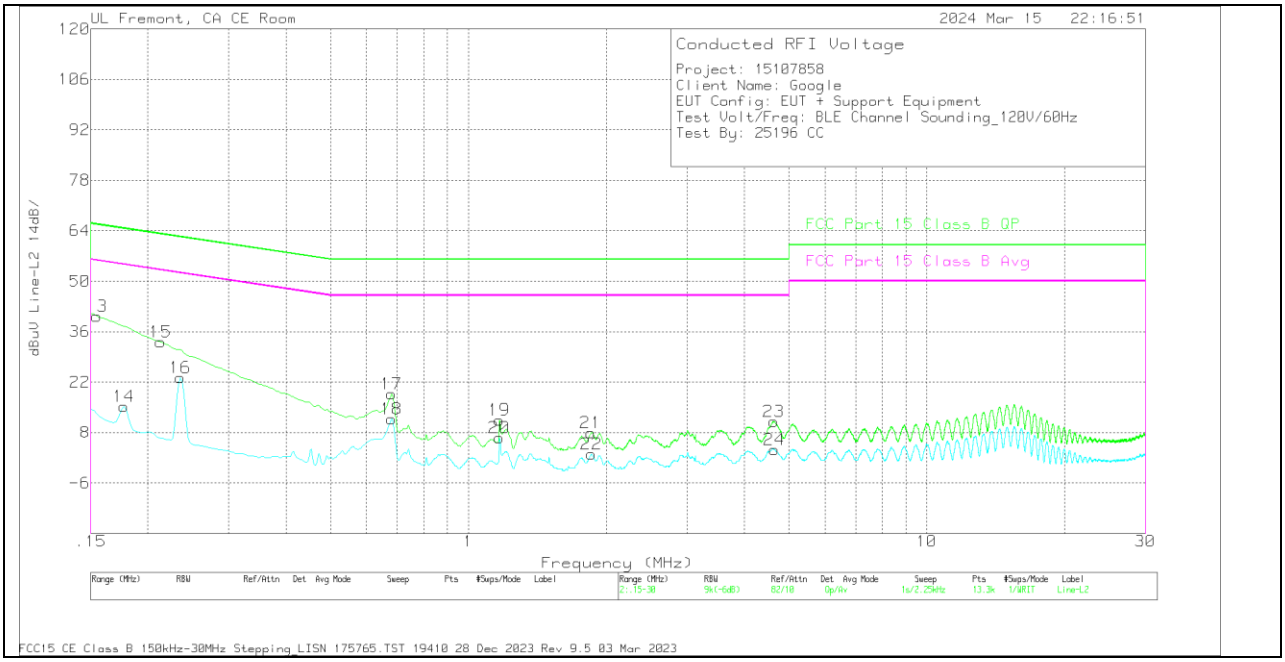

Range 2: Line-L2 .15 - 30MHz											
Marker	Frequency (MHz)	Meter Reading (dBuV)	Det	LISN (dB)	Cbl (dB)	Trns Limiter (dB)	Corrected Reading (dBuV)	FCC Part 15C QP Limit (dBuV)	QP Margin (dB)	FCC Part 15C Avg Limit (dBuV)	Av Margin (dB)
14	.177	5.72	Av	0	.1	9.4	15.22	-	-	54.63	-39.41
16	.2355	13.8	Av	0	0	9.4	23.2	-	-	52.25	-29.05
18	.6788	2.43	Av	0	0	9.3	11.73	-	-	46	-34.27
20	1.1693	-2.99	Av	0	.2	9.4	6.61	-	-	46	-39.39
22	1.8555	-7.48	Av	0	.1	9.4	2.02	-	-	46	-43.98
24	4.65	-6.31	Av	0	.2	9.4	3.29	-	-	46	-42.71
13	.1545	30.74	Qp	0	0	9.5	40.24	65.75	-25.51	-	-
15	.213	23.59	Qp	0	.1	9.4	33.09	63.09	-30	-	-
17	.6788	9.34	Qp	0	0	9.3	18.64	56	-37.36	-	-
19	1.1693	1.89	Qp	0	.2	9.4	11.49	56	-44.51	-	-
21	1.851	-1.55	Qp	0	.1	9.4	7.95	56	-48.05	-	-
23	4.6433	1.46	Qp	0	.2	9.4	11.06	56	-44.94	-	-

Qp - Quasi-Peak detector
Av - Average detection

UL VERIFICATION SERVICES INC.
47173 Benicia Street, Fremont, CA 94538, USA TEL:(510) 319-4000 FAX:(510) 661-0888

This report shall not be reproduced except in full, without the written approval of UL VERIFICATION SERVICES INC.

12. DESCRIPTION OF TEST SETUP AND SETUP PHOTOS

Please refer to 15107858-EP1 for test setup description and setup photos

END OF TEST REPORT

UL VERIFICATION SERVICES INC.
47173 Benicia Street, Fremont, CA 94538, USA TEL:(510) 319-4000 FAX:(510) 661-0888

This report shall not be reproduced except in full, without the written approval of UL VERIFICATION SERVICES INC.