FCC RADIO TEST REPORT

FCC ID	:	**A4RGGX8B**
Equipment	:	**Phone**
Model Name	:	**GGX8B**
Applicant	:	**Google LLC** **1600 Amphitheatre Parkway,** **Mountain View, California, 94043 USA**
Standard	:	**FCC 47 CFR Part 2, 27D**

The product was received on Jan. 29, 2024 and testing was performed from Feb. 20, 2024 to Apr. 02, 2024. We, Sporton International Inc. EMC & Wireless Communications Laboratory, would like to declare that the tested sample has been evaluated in accordance with the test procedures given in ANSI / TIA-603-E and has been in compliance with the applicable technical standards.

The test results in this report apply exclusively to the tested model / sample. Without written approval from Sporton International Inc. EMC & Wireless Communications Laboratory, the test report shall not be reproduced except in full.

Louis Wu

Approved by: Louis Wu

Sporton International Inc. EMC & Wireless Communications Laboratory
No. 52, Huaya 1st Rd., Guishan Dist., Taoyuan City 333, Taiwan (R.O.C.)

Table of Contents

History of this test report **3**
Summary of Test Result **4**
1 General Description **6**
1.1 Product Feature of Equipment Under Test 6
1.2 Modification of EUT 7
1.3 Testing Location 8
1.4 Applicable Standards 8
2 Test Configuration of Equipment Under Test **9**
2.1 Test Mode 9
2.2 Connection Diagram of Test System 10
2.3 Support Unit used in test configuration and system 11
2.4 Measurement Results Explanation Example 11
2.5 Frequency List of Low/Middle/High Channels 12
3 Conducted Test Items **17**
3.1 Measuring Instruments 17
3.2 Conducted Output Power and EIRP 18
3.3 Peak-to-Average Ratio 20
3.4 Occupied Bandwidth 21
3.5 Conducted Band Edge 22
3.6 Conducted Spurious Emission 24
3.7 Frequency Stability 25
4 Radiated Test Items **26**
4.1 Measuring Instruments 26
4.2 Radiated Spurious Emission Measurement 28
5 List of Measuring Equipment **29**
6 Measurement Uncertainty **30**
Appendix A. Test Results of Conducted Test
Appendix B. Test Results of Radiated Test
Appendix C. Test Setup Photographs

History of this test report

Report No.	Version	Description	Issue Date
FG3N2326A	01	Initial issue of report	Apr. 17, 2024
FG3N2326A	02	1. Revise Applicable Standards 2. Revise Description of the Conducted Output Power Measurement and EIRP Measurement This report is an updated version, replacing the report issued on Apr. 17, 2024.	Apr. 30, 2024

Summary of Test Result

Report Clause	Ref Std. Clause	Test Items	Result (PASS/FAIL)	Remark
3.2	§2.1046	Conducted Output Power	Reporting only	-
	§27.50 (h)(2)	Equivalent Isotropic Radiated Power (n41)	Pass	
	§27.50 (j)(3)	Equivalent Isotropic Radiated Power (n77) (n78)		
	§27.50 (k)(3)	Equivalent Isotropic Radiated Power (n77) (n78)		
3.3	§24.232 (d) §27.50 (d)(5)	Peak-to-Average Ratio	Reporting only	-
3.4	§2.1049	Occupied Bandwidth	Reporting only	-
3.5	§2.1051 §27.53 (m)(4)	Conducted Band Edge Measurement (n41)	Pass	
	§2.1051 §27.53 (l)(2)	Conducted Band Edge Measurement (n77) (n78)		
	§2.1051 §27.53 (n)(2)	Conducted Band Edge Measurement (n77) (n78)		
3.6	§2.1051 §27.53 (m)(4)	Conducted Spurious Emission (n41)	Pass	-
	§2.1051 §27.53 (l)(2)	Conducted Spurious Emission (n77) (n78)		
	§2.1051 §27.53 (n)(2)	Conducted Spurious Emission (n77)		
3.7	§2.1055 §27.54	Frequency Stability Temperature & Voltage	Pass	-
4.2	§2.1053 §27.53 (m)(4)	Radiated Spurious Emission (n41)	Pass	12.49 dB under the limit at 7753.00 MHz
	§2.1053 §27.53 (l)(2)	Radiated Spurious Emission (n77) (n78)		
	§2.1053 §27.53 (n)(2)	Radiated Spurious Emission (n77) (n78)		

Conformity Assessment Condition:
1. The test results (PASS/FAIL) with all measurement uncertainty excluded are presented against the regulation limits or in accordance with the requirements stipulated by the applicant/manufacturer who shall bear all the risks of non-compliance that may potentially occur if measurement uncertainty is taken into account. 2. The measurement uncertainty please refer to each test result in the section “Measurement Uncertainty”.
Disclaimer:
The product specifications of the EUT presented in the test report that may affect the test assessments are declared by the manufacturer who shall take full responsibility for the authenticity.

Reviewed by: William Chen

Report Producer: Rebecca Wu

1 General Description

1.1 Product Feature of Equipment Under Test

Product Feature
General Specs GSM/WCDMA/LTE/5G NR, Bluetooth, BLE, BLE channel sounding, Thread, Wi-Fi 802.11be, UWB, NFC, WPT, NTN and GNSS. **Antenna Type** WWAN: **<Ant. 0>**: PIFA Antenna **<Ant. 1>**: PIFA Antenna **<Ant. 2>**: PIFA Antenna **<Ant. 5>**: IFA Antenna **<Ant. 6>**: PIFA Antenna **<Ant. 7>:** PIFA Antenna

Antenna information						
Band	**Ant0**	**Ant1**	**Ant2**	**Ant5**	**Main Ant. #**	**Sub Ant. #**
n41	-2.5		-1.3		2	0
MIMO Sub n41		-7.2		-7.1	1	5
Antenna information						
Band	**Ant1**	**Ant5**	**Ant6**	**Ant7**	**Main Ant. #**	**Sub Ant. #**
n77			1.0	-0.8	6	7
MIMO Sub n77	-4.6	-5.1			1	5
n78			-0.2	-0.4	6	7
MIMO Sub n78	-4.1	-4.3			1	5

Remark:
1. For Test Items, Main Ant. means Tx0 and Sub Ant. means Tx1.
2. After preliminary scan, the main antenna pair Ant 2+1 for n41 band and pair Ant 6+1 for n77/n78 band are selected as the worst mode to be reported for conducted test.
3. The EUT's information above is declared by manufacturer. Please refer to Disclaimer in report summary.

EUT Information List	
S/N	Performed Test Item
41121FDAS000D8 41121FDAS000EC	Conducted Measurement EIRP/ERP
41031FDAS000AV	Radiated Spurious Emission

Support band and evaluated information	
Supported band	n41, n77, n78
Evaluated and Tested band	n41, n77, n78
Band covered information	RSE frequency band range covers another band when the power is worse as follows: ■ n77 cover n78 (Part 27)

1.2 Modification of EUT

No modifications made to the EUT during the testing.

1.3 Testing Location

Test Site	Sporton International Inc. EMC & Wireless Communications Laboratory
Test Site Location	No.52, Huaya 1st Rd., Guishan Dist., Taoyuan City 333, Taiwan (R.O.C.) TEL: +886-3-327-3456 FAX: +886-3-328-4978
Test Site No.	**Sporton Site No.**
	TH03-HY
Test Engineer	Sherry Wu and Luffy Lin
Temperature (℃)	20~24
Relative Humidity (%)	43~58

Test Site	Sporton International Inc. Wensan Laboratory
Test Site Location	No.58, Aly. 75, Ln. 564, Wenhua 3rd, Rd., Guishan Dist., Taoyuan City 333010, Taiwan (R.O.C.) TEL: +886-3-327-0868 FAX: +886-3-327-0855
Test Site No.	**Sporton Site No.**
	03CH21-HY (TAF Code: 3786)
Test Engineer	Jack Cheng, Ray Lung, and Sky Chang
Temperature (℃)	18~26
Relative Humidity (%)	50~70
Remark	The Radiated Spurious Emission test item subcontracted to Sporton International Inc. Wensan Laboratory.

Note: The test site complies with ANSI C63.4 2014 requirement.

FCC Designation No.: TW1190 and TW3786

1.4 Applicable Standards

According to the specifications declared by the manufacturer, the EUT must comply with the requirements of the following standards:

- ANSI C63.26-2015
- ANSI / TIA-603-E
- FCC 47 CFR Part 2, 27D
- FCC KDB 971168 D01 Power Meas. License Digital Systems v03r01
- FCC KDB 414788 D01 Radiated Test Site v01r01.
- FCC KDB 662911 D01 Multiple Transmitter Output v02r01.
- FCC KDB 412172 D01 Determining ERP and EIRP v01r01

Remark:

1. All the test items were validated and recorded in accordance with the standards without any modification during the testing.
2. The TAF code is not including all the FCC KDB listed without accreditation.

2 Test Configuration of Equipment Under Test

2.1 Test Mode

Antenna port conducted and radiated test items listed below are performed according to KDB 971168 D01 Power Meas. License Digital Systems v03r01 with maximum output power.

For radiated measurement, the measured emission level of the EUT was maximized by rotating the EUT on a turntable, adjusting the orientation of the EUT and EUT antenna in three orthogonal axis (X: flat, Y: portrait, Z: landscape) and accessory (Adapter or Earphone), and adjusting the measurement antenna orientation, following C63.26 exploratory test procedures and find X plane with Earphone as worst plane.

Modulation Type	Modulation	Modulation Type	Modulation
A	DFT-s-OFDM pi/2 BPSK	N/A	N/A
B	DFT-s-OFDM QPSK	F	CP-OFDM QPSK
C	DFT-s-OFDM 16QAM	G	CP-OFDM 16QAM
D	DFT-s-OFDM 64QAM	H	CP-OFDM 64QAM
E	DFT-s-OFDM 256QAM	I	CP-OFDM 256QAM

Test Item	Modulation Type	Bandwidth	RB Size	Channel
Conducted Power	A, B, C, D, E	All	1, Half, Full	L, M, H
EIRP	A, B, C, D, E	All	1, Half, Full	L, M, H
PAR	A, B, C, D, E	20 MHz or less	Outer_Full	M
Bandwidth	A, F, G, H, I	All	Outer_Full	M
CBE	A, B, C, D, E, F	10MHz	Outer_1RB	L, H
		All	Outer_Full	
CSE	B	Minimum	Inner_1RB	L, M, H
Frequency Stability	A	20 MHz or less	Outer_Full	M
RSE	A or B	20 MHz or less	Inner_1RB	L, M, H

Remark:

1. Evaluated all the transmitter signal and reporting worst-case configuration among all modulation types.
2. The device is investigated from 30MHz to 10 times of fundamental signal for radiated spurious emission test under different RB size/offset and modulations in exploratory test. Subsequently, only the worst-case emissions are reported.
3. During the RSE preliminary test, the standalone mode and charging modes (Adapter mode and WPT mode) were verified. It is determined that the adapter mode is the worst case for the official test.
4. All the radiated test cases were performed with AC Adapter 1 and USB Cable 2.

2.2 Connection Diagram of Test System

<EUT with Adapter>

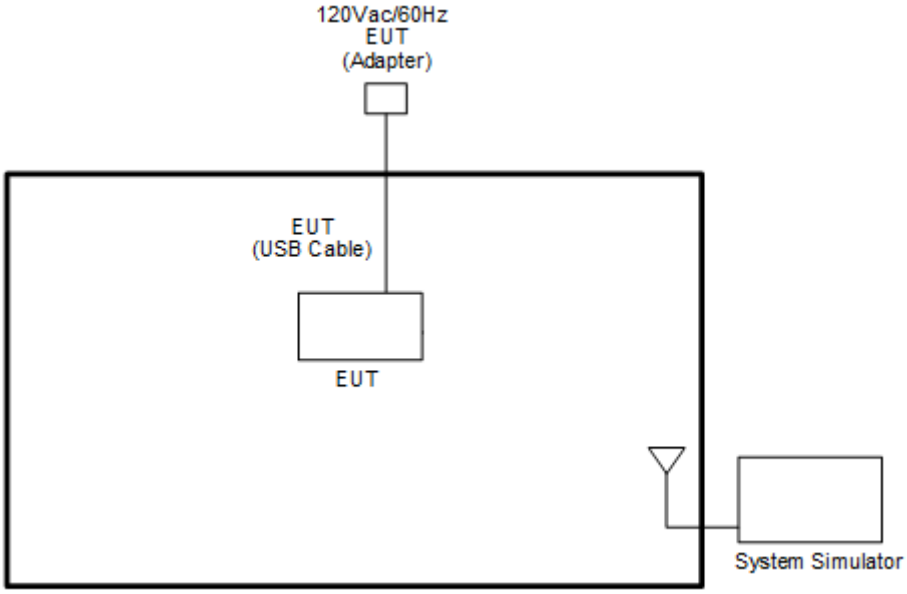

<EUT with Earphone>

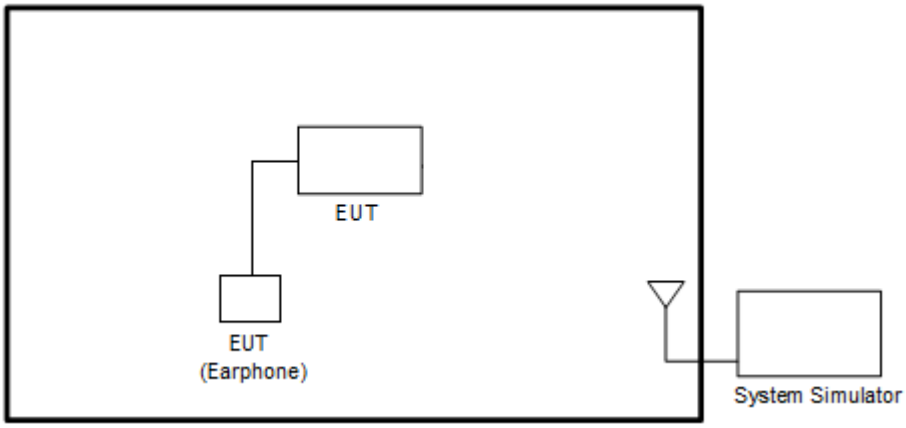

<EUT without Accessory>

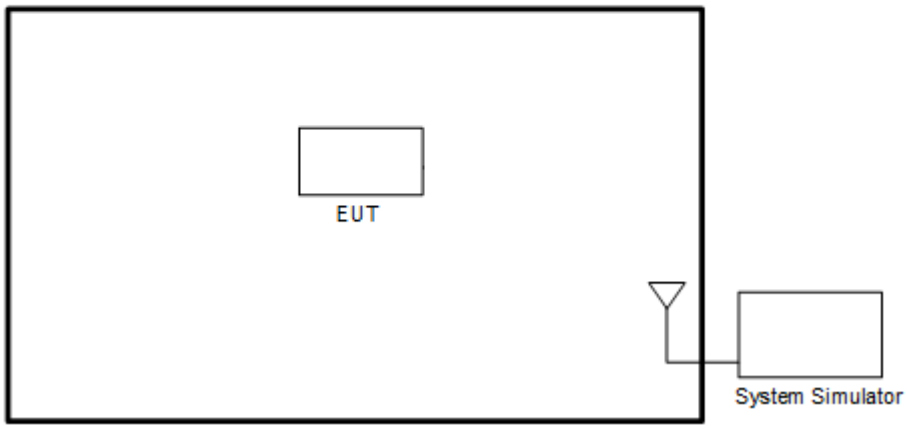

2.3 Support Unit used in test configuration and system

Item	Equipment	Brand Name	Model No.	FCC ID	Data Cable	Power Cord
1.	System Simulator	Anritsu	MT8000A	N/A	N/A	Unshielded, 1.8 m
2.	System Simulator	Anritsu	MT8821C	N/A	N/A	Unshielded, 1.8 m

2.4 Measurement Results Explanation Example

For all conducted test items:

The offset level is set in the spectrum analyzer to compensate the RF cable loss and attenuator factor between EUT conducted output port and spectrum analyzer. With the offset compensation, the spectrum analyzer reading level is exactly the EUT RF output level.

The spectrum analyzer offset is derived from RF cable loss and attenuator factor.

Offset = RF cable loss + attenuator factor.

Following shows an offset computation example with cable loss 4.2 dB and 10dB attenuator.

Example :

Offset(dB) = RF cable loss(dB) + attenuator factor(dB).

= 4.2 + 10 = 14.2 (dB)

2.5 Frequency List of Low/Middle/High Channels

5G NR n41 Channel and Frequency List				
BW [MHz]	Channel/Frequency(MHz)	Lowest	Middle	Highest
100	Channel	509202	518598	528000
	Frequency	2546.01	2592.99	2640
90	Channel	508200	518598	528996
	Frequency	2541	2592.99	2644.98
80	Channel	507204	518598	529998
	Frequency	2536.02	2592.99	2649.99
60	Channel	505200	518598	531996
	Frequency	2526	2592.99	2659.98
50	Channel	504204	518598	532998
	Frequency	2521.02	2592.99	2664.99
40	Channel	503202	518598	534000
	Frequency	2516.01	2592.99	2670
30	Channel	502200	518598	534996
	Frequency	2511	2592.99	2674.98
25	Channel	501702	518598	535500
	Frequency	2508.51	2592.99	2677.5
20	Channel	501204	518598	535998
	Frequency	2506.02	2592.99	2679.99
15	Channel	500700	518598	536496
	Frequency	2503.5	2592.99	2682.51
10	Channel	500202	518598	537000
	Frequency	2501.01	2592.99	2685

5G NR Band n77 (Part27O) Channel and Frequency List				
BW [MHz]	Channel/Frequency(MHz)	Lowest	Middle	Highest
100	Channel	650000	656000	662000
	Frequency	3750	3840	3930
90	Channel	649668	656000	662332
	Frequency	3745.02	3840	3934.98
80	Channel	649334	656000	662666
	Frequency	3740.01	3840	3939.99
70	Channel	649000	656000	663000
	Frequency	3735	3840	3945
60	Channel	648668	656000	663332
	Frequency	3730.02	3840	3949.98
50	Channel	648334	656000	663666
	Frequency	3725.01	3840	3954.99
40	Channel	648000	656000	664000
	Frequency	3720	3840	3960
30	Channel	647668	656000	664332
	Frequency	3715.02	3840	3965
25	Channel	647500	656000	664500
	Frequency	3712.5	3840	3967.5
20	Channel	647334	656000	664666
	Frequency	3710.01	3840	3969.99
15	Channel	647168	656000	664832
	Frequency	3707.52	3840	3972.48
10	Channel	647000	656000	665000
	Frequency	3705	3840	3975

5G NR n78 (Part27O) Channel and Frequency List				
BW [MHz]	Channel/Frequency(MHz)	Lowest	Middle	Highest
100	Channel	-	650000	-
	Frequency	-	3750	-
90	Channel	649668	650000	650332
	Frequency	3745.02	3750	3754.98
80	Channel	649334	650000	650666
	Frequency	3740.01	3750	3759.99
70	Channel	649000	650000	651000
	Frequency	3735	6750	3765
60	Channel	648668	650000	651332
	Frequency	3730.02	3750	3769.98
50	Channel	648334	650000	651666
	Frequency	3725.01	3750	3774.99
40	Channel	648000	650000	652000
	Frequency	3720	3750	3780
30	Channel	647668	650000	652332
	Frequency	3715.02	3750	3784.98
25	Channel	647500	650000	652500
	Frequency	3712.5	3750	3787.5
20	Channel	647334	650000	652666
	Frequency	3710.01	3750	3789.99
15	Channel	647168	650000	652832
	Frequency	3707.52	3750	3792.48
10	Channel	647000	650000	653000
	Frequency	3705	3750	3795

5G NR Band n77 (Part27Q) Channel and Frequency List				
BW [MHz]	Channel/Frequency(MHz)	Lowest	Middle	Highest
100	Channel	-	633334	-
	Frequency	-	3500.01	-
90	Channel	633000	633334	633666
	Frequency	3495	3500.01	3504.99
80	Channel	632668	633334	634000
	Frequency	3490.02	3500.01	3510
70	Channel	632334	633334	634332
	Frequency	3485.01	3500.01	3514.98
60	Channel	632000	633334	634666
	Frequency	3480	3500.01	3519.99
50	Channel	631668	633334	635000
	Frequency	3475.02	3500.01	3525
40	Channel	631334	633334	635332
	Frequency	3470.01	3500.01	3529.98
30	Channel	631000	633334	635666
	Frequency	3465	3500.01	3534.99
25	Channel	630834	633334	635832
	Frequency	3462.51	3500.01	3537.48
20	Channel	630668	633334	636000
	Frequency	3460.02	3500.01	3540
15	Channel	630500	633334	636166
	Frequency	3457.5	3500.01	3542.49
10	Channel	630334	633334	636332
	Frequency	3455.01	3500.01	3544.98

5G NR n78 (Part27Q) Channel and Frequency List				
BW [MHz]	Channel/Frequency(MHz)	Lowest	Middle	Highest
100	Channel	-	633334	-
	Frequency	-	3500.01	-
90	Channel	633000	633334	633666
	Frequency	3495	3500.01	3504.99
80	Channel	632668	633334	634000
	Frequency	3490.02	3500.01	3510
70	Channel	632334	633334	634332
	Frequency	3485.01	3500.01	3514.98
60	Channel	632000	633334	634666
	Frequency	3480	3500.01	3519.99
50	Channel	631668	633334	635000
	Frequency	3475.02	3500.01	3525
40	Channel	631334	633334	635332
	Frequency	3470.01	3500.01	3529.98
30	Channel	631000	633334	635666
	Frequency	3465	3500.01	3534.99
25	Channel	630834	633334	635832
	Frequency	3462.51	3500.01	3537.48
20	Channel	630668	633334	636000
	Frequency	3460.02	3500.01	3540
15	Channel	630500	633334	636166
	Frequency	3457.5	3500.01	3542.49
10	Channel	630334	633334	636332
	Frequency	3455.01	3500.01	3544.98

3 Conducted Test Items

3.1 Measuring Instruments

See list of measuring instruments of this test report.

3.1.1 Test Setup

3.1.2 Conducted Output Power



3.1.3 Peak-to-Average Ratio, Occupied Bandwidth ,Conducted Band-Edge and Conducted Spurious Emission

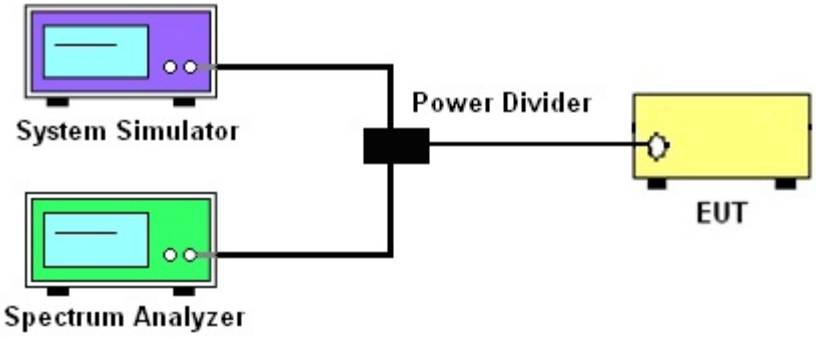

3.1.4 Frequency Stability

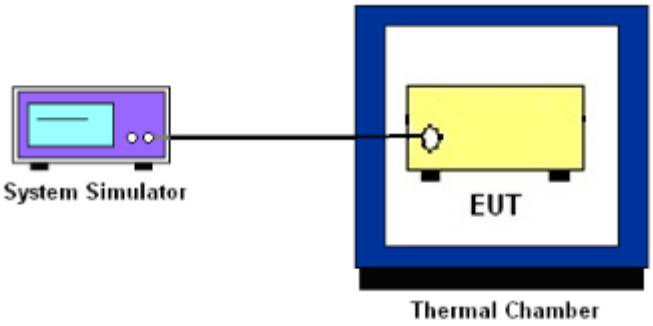

3.1.5 Test Result of Conducted Test

Please refer to Appendix A.

3.2 Conducted Output Power and EIRP

3.2.1 Description of the Conducted Output Power Measurement and EIRP Measurement

A system simulator was used to establish communication with the EUT. Its parameters were set to force the EUT transmitting at maximum output power. The measured power in the radio frequency on the transmitter output terminals shall be reported.

The EIRP of mobile transmitters must not exceed 2 Watts for 5G NR n41

The EIRP of mobile transmitters must not exceed 1 Watts for 5G NR n77, n78

According to KDB 412172 D01 Power Approach,

EIRP = $P_T + G_T – L_C$, ERP = EIRP -2.15, where

P_T = transmitter output power in dBm

G_T = gain of the transmitting antenna in dBi

L_C = signal attenuation in the connecting cable between the transmitter and antenna in dB

Remark:

1. For MIMO mode, the directional gain calculation is following F)2)d) of KDB 662911 D01 v02r01.

d) *Unequal antenna gains, with equal transmit powers.* For antenna gains given by $G_1, G_2, \ldots, G_N$ dBi

(i) If transmit signals are *correlated*, then
Directional gain = $10 \log[(10^{G_1/20} + 10^{G_2/20} + \ldots + 10^{G_N/20})^2 / N_{ANT}]$ dBi [Note the "20"s in the denominator of each exponent and the square of the sum of terms; the object is to combine the signal levels coherently.]

(ii) If all transmit signals are *completely uncorrelated*, then
Directional gain = $10 \log[(10^{G_1/10} + 10^{G_2/10} + \ldots + 10^{G_N/10})/N_{ANT}]$ dBi

			TxD Mode	MIMO Mode
			Correlated	Uncorrelated
5G NR	Ant 1	Ant 2	NSS = 1	NSS = 2
n41	(dBi)	(dBi)	(dBi)	(dBi)
Ant. 2 + 1	-7.20	-1.30	-0.74	-3.31

			TxD Mode	MIMO Mode
			Correlated	Uncorrelated
5G NR	Ant 1	Ant 6	NSS = 1	NSS = 2
n77	(dBi)	(dBi)	(dBi)	(dBi)
Ant. 6 + 1	-4.60	1.00	1.66	-0.95

5G NR n78	Ant 6 (dBi)	Ant 1 (dBi)	TxD Mode Correlated NSS = 1 (dBi)	MIMO Mode Uncorrelated NSS = 2 (dBi)
Ant. 6 + 1	-0.20	-4.10	1.83	-0.84

Directional gain for Ant. 6+1 correlated of TxD mode derived from formula which is

10 x log { { [10^ (-7.20 dBi / 20) + 10^ (-1.30 dBi / 20)] ^ 2 } / 2 }

= -0.74 dBi

Directional gain for Ant. 6+1 uncorrelated of MIMO mode derived from formula which is

10 x log { [10^ (-7.20 dBi / 10) + 10^ (-1.30 dBi / 10)] / 2 }

= -3.31 dBi

3.2.2 Test Procedures

1. The transmitter output port was connected to the system simulator.
2. Set EUT at maximum power through the system simulator.
3. Select lowest, middle, and highest channels for each band and different modulation.
4. Measure and record the power level from the system simulator.

3.3 Peak-to-Average Ratio

3.3.1 Description of the PAR Measurement

Power Complementary Cumulative Distribution Function (CCDF) curves provide a means for characterizing the power peaks of a digitally modulated signal on a statistical basis. A CCDF curve depicts the probability of the peak signal amplitude exceeding the average power level. Most contemporary measurement instrumentation include the capability to produce CCDF curves for an input signal provided that the instrument's resolution bandwidth can be set wide enough to accommodate the entire input signal bandwidth. In measuring transmissions in this band using an average power technique, the peak-to-average ratio (PAR) of the transmission may not exceed 13 dB.

3.3.2 Test Procedures

The testing follows ANSI C63.26-2015 Section 5.2.6

1. The EUT was connected to spectrum and system simulator via a power divider.
2. Set the CCDF (Complementary Cumulative Distribution Function) option in spectrum analyzer.
3. The highest RF powers were measured and recorded the maximum PAPR level associated with a probability of 0.1 %.
4. Record the deviation as Peak to Average Ratio.

3.4 Occupied Bandwidth

3.4.1 Description of Occupied Bandwidth Measurement

The occupied bandwidth is the width of a frequency band such that, below the lower and above the upper frequency limits, the mean powers emitted are each equal to a specified percentage 0.5% of the total mean transmitted power.

The 26 dB emission bandwidth is defined as the frequency range between two points, one above and one below the carrier frequency, at which the spectral density of the emission is attenuated 26 dB below the maximum in-band spectral density of the modulated signal. Spectral density (power per unit bandwidth) is to be measured with a detector of resolution bandwidth equal to approximately 1.0% of the emission bandwidth.

3.4.2 Test Procedures

The testing follows ANSI C63.26-2015 Section 5.4.3 (26dB) and Section 5.4.4 (99OB)

1. The EUT was connected to spectrum analyzer and system simulator via a power divider.
2. The spectrum analyzer center frequency is set to the nominal EUT channel center frequency. The span range for the spectrum analyzer shall be between two and five times the anticipated OBW.
3. The nominal resolution bandwidth (RBW) shall be in the range of 1 to 5 % of the anticipated OBW, and the VBW shall be at least 3 times the RBW.
4. Set the detection mode to peak, and the trace mode to max hold.
5. Determine the reference value: Set the EUT to transmit a modulated signal. Allow the trace to stabilize. Set the spectrum analyzer marker to the highest level of the displayed trace.
   (this is the reference value)
6. Determine the “-26 dB down amplitude” as equal to (Reference Value – X).
7. Place two markers, one at the lowest and the other at the highest frequency of the envelope of the spectral display such that each marker is at or slightly below the “–X dB down amplitude” determined in step 6. If a marker is below this “-X dB down amplitude” value it shall be placed as close as possible to this value. The OBW is the positive frequency difference between the two markers.
8. Use the 99 % power bandwidth function of the spectrum analyzer and report the measured bandwidth.

3.5 Conducted Band Edge

3.5.1 Description of Conducted Band Edge Measurement

27.53(m)(4)

For mobile digital stations, the attenuation factor shall be not less than 40 + 10 log (P) dB on all frequencies between the channel edge and 5 megahertz from the channel edge, 43 + 10 log (P) dB on all frequencies between 5 megahertz and X megahertz from the channel edge, and 55 + 10 log (P) dB on all frequencies more than X megahertz from the channel edge, where X is the greater of 6 megahertz or the actual emission bandwidth as defined in paragraph (m)(6) of this section. In addition, the attenuation factor shall not be less that 43 + 10 log (P) dB on all frequencies between 2490.5 MHz and 2496 MHz and 55 + 10 log (P) dB at or below 2490.5 MHz. Mobile Satellite Service licensees operating on frequencies below 2495 MHz may also submit a documented interference complaint against BRS licensees operating on channel BRS Channel 1 on the same terms and conditions as adjacent channel BRS or EBS licensees.

27.53 (l)(2)

For mobile operations in the 3700-3980 MHz band, the conducted power of any emission outside the licensee's authorized bandwidth shall not exceed −13 dBm/MHz. Compliance with this paragraph (l)(2) is based on the use of measurement instrumentation employing a resolution bandwidth of 1 megahertz or greater. However, in the 1 megahertz bands immediately outside and adjacent to the licensee's frequency block, the minimum resolution bandwidth for the measurement shall be either one percent of the emission bandwidth of the fundamental emission of the transmitter or 350 kHz. In the bands between 1 and 5 MHz removed from the licensee's frequency block, the minimum resolution bandwidth for the measurement shall be 500 kHz. The emission bandwidth is defined as the width of the signal between two points, one below the carrier center frequency and one above the carrier center frequency, outside of which all emissions are attenuated at least 26 dB below the transmitter power.

3.5.2 Test Procedures

The testing follows FCC KDB 971168 D01 v03r01 Section 6.1.

1. The EUT was connected to spectrum analyzer and system simulator via a power divider.
2. The band edges of low and high channels for the highest RF powers were measured.
3. Set RBW >= 1% EBW in the 1MHz band immediately outside and adjacent to the band edge.
4. Beyond the 1 MHz band from the band edge, RBW=1MHz was used.
5. Set spectrum analyzer with RMS detector.
6. The RF fundamental frequency should be excluded against the limit line in the operating frequency band.
7. Checked that all the results comply with the emission limit line.
   The limit line is derived from 43 + 10log(P)dB below the transmitter power P(Watts)
   For 5G NR n41
   The other 40 dB, and 55 dB have additionally applied same calculation above.
8. For MIMO mode, add additional MIMO factor 10log(NTX=2) = 3.01dB into the spectrum analyzer offset.

3.6 Conducted Spurious Emission

3.6.1 Description of Conducted Spurious Emission Measurement

The power of any emission outside of the authorized operating frequency ranges must be lower than the transmitter power (P) by a factor of at least 43 + 10 log (P) dB.

For 5G NR n41

The power of any emission outside of the authorized operating frequency ranges must be lower than the transmitter power (P) by a factor of at least 55 + 10 log (P) dB.

It is measured by means of a calibrated spectrum analyzer and scanned from 30 MHz up to a frequency including its 10th harmonic.

3.6.2 Test Procedures

The testing follows FCC KDB 971168 D01 v03r01 Section 6.1.

1. The EUT was connected to spectrum analyzer and system simulator via a power divider.
2. The RF output of EUT was connected to the spectrum analyzer by RF cable and attenuator. The path loss was compensated to the results for each measurement.
3. The conducted spurious emission for the whole frequency range was taken.
4. Make the measurement with the spectrum analyzer's RBW = 100 kHz if the authorized frequency band/block is at or below 1 GHz and 1 MHz if the authorized frequency band/block is above 1 GH, VBW = 3 * RBW.
5. Set spectrum analyzer with RMS detector.
6. Taking the record of maximum spurious emission.
7. The RF fundamental frequency should be excluded against the limit line in the operating frequency band.
8. The limit line is derived from 43 + 10log(P)dB below the transmitter power P(Watts)

   For 5G NR n41

   The limit line is derived from 55 + 10log(P)dB below the transmitter power P(Watts)
9. For MIMO mode, add additional MIMO factor 10log(NTX=2) = 3.01dB into the spectrum analyzer offset.

3.7 Frequency Stability

3.7.1 Description of Frequency Stability Measurement

27.54

The frequency stability shall be sufficient to ensure that the fundamental emission stays within the authorized frequency block.

3.7.2 Test Procedures for Temperature Variation

The testing follows FCC KDB 971168 D01 v03r01 Section 9.0.

1. The EUT was set up in the thermal chamber and connected with the system simulator.
2. With power OFF, the temperature was decreased to -30°C and the EUT was stabilized before testing. Power was applied and the maximum change in frequency was recorded within one minute.
3. With power OFF, the temperature was raised in 10°C step up to 50°C. The EUT was stabilized at each step for at least half an hour. Power was applied and the maximum frequency change was recorded within one minute.

3.7.3 Test Procedures for Voltage Variation

The testing follows FCC KDB 971168 D01 v03r01 Section 9.0.

1. The EUT was placed in a temperature chamber at 20±5° C and connected with the system simulator.
2. The power supply voltage to the EUT was varied from 85% to 115% of the nominal value measured at the input to the EUT.
3. The variation in frequency was measured for the worst case.

4 Radiated Test Items

4.1 Measuring Instruments

See list of measuring instruments of this test report.

4.1.1 Test Setup

For radiated test below 30MHz

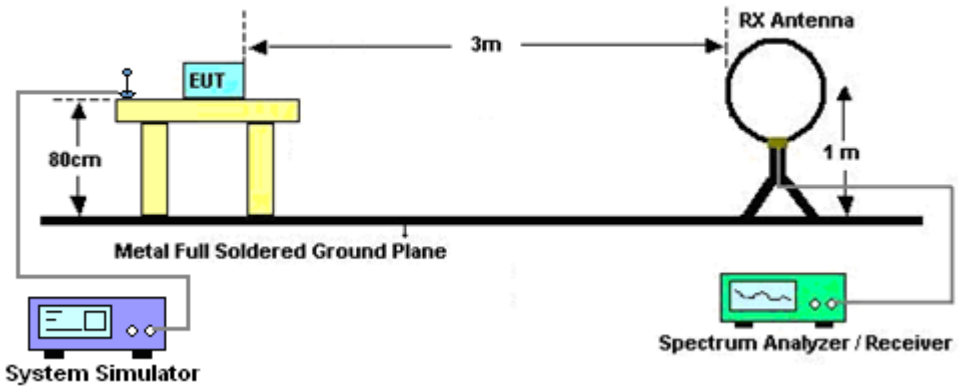

For radiated test from 30MHz to 1GHz

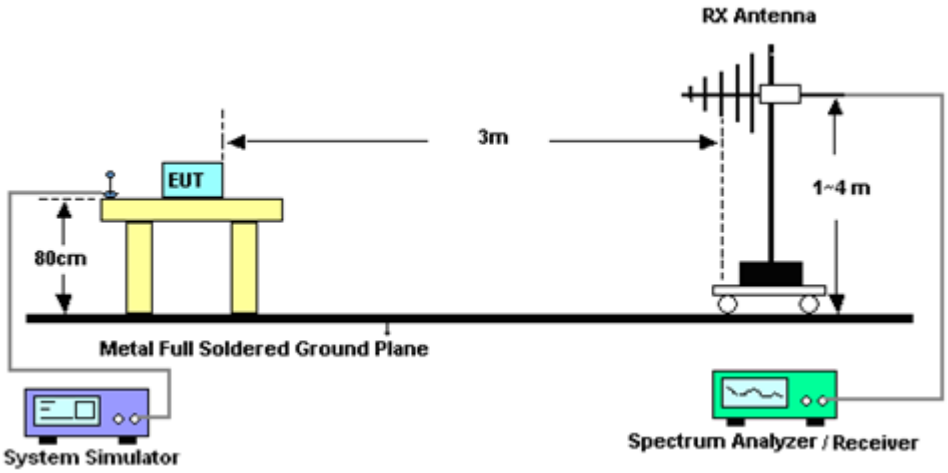

For radiated test above 1GHz

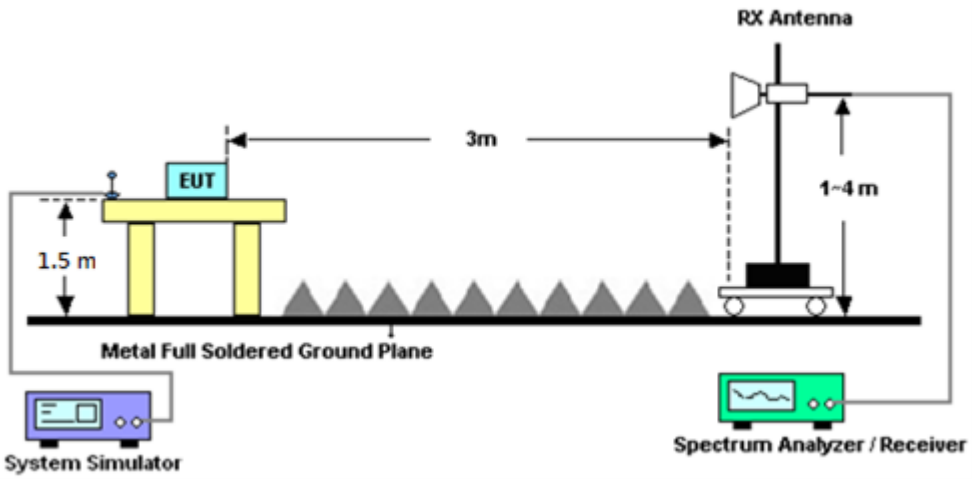

For radiated test above 18GHz

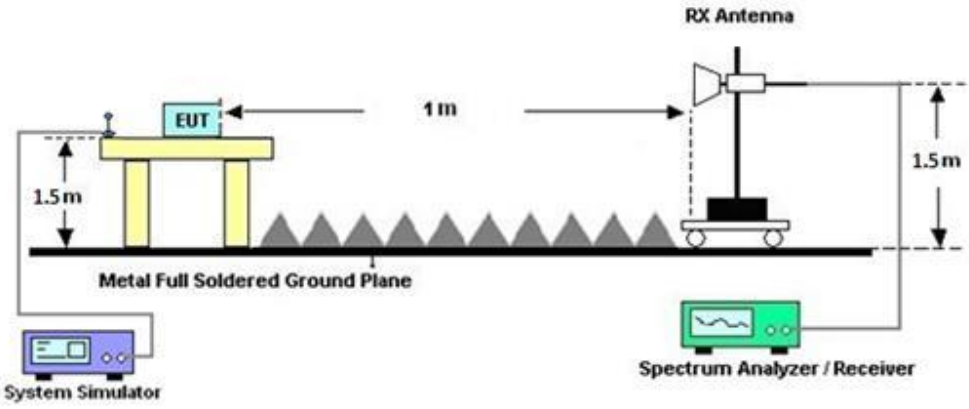

4.1.2 Test Result of Radiated Test

Please refer to Appendix B.

Note:

The low frequency, which started from 9 kHz to 30MHz, was pre-scanned and the result which was 20dB lower than the limit line was not reported.

There is adequate comparison measurement of both open-field test site and alternative test site - semi-Anechoic chamber according to 414788 D01 Radiated Test Site v01r01, and the result came out very similar.

4.2 Radiated Spurious Emission Measurement

4.2.1 Description of Radiated Spurious Emission Measurement

The radiated spurious emission was measured by substitution method according to ANSI / TIA-603-E. The power of any emission outside of the authorized operating frequency ranges must be attenuated below the transmitter power (P) by a factor of at least 43 + 10 log (P) dB

For 5G NR n41

The power of any emission outside of the authorized operating frequency ranges must be attenuated below the transmitter power (P) by a factor of at least 55 + 10 log (P) dB.

The spectrum is scanned from 30 MHz up to a frequency including its 10th harmonic.

4.2.2 Test Procedures

The testing follows FCC KDB 971168 D01 v03r01 Section 7 and ANSI C63.26-2015 section 5.5.4 Radiated measurement using the field strength method.

1. The EUT was placed on a turntable with 0.8 meter for frequency below 1GHz and 1.5 meter for frequency above 1GHz respectively above ground.
2. The EUT was set 3 meters from the receiving antenna, which was mounted on the antenna tower.
3. The table was rotated 360 degrees to determine the position of the highest spurious emission.
4. The height of the receiving antenna is varied between one meter and four meters to search the maximum spurious emission for both horizontal and vertical polarizations.
5. Make the measurement with the spectrum analyzer's RBW = 1MHz, VBW = 3MHz, taking the record of maximum spurious emission.
6. To convert spectrum reading E(dBuV/m) to EIRP(dBm)

   EIRP(dBm) = Level (dBuV/m) + 20log(d) -104.77,

   where d is the distance at which filed strength limit is specified in the rules
7. Field Strength Level (dBm) = Spectrum Reading (dBm) + Antenna Factor + Cable Loss + Read Level - Preamp Factor.
8. ERP (dBm) = EIRP (dBm) - 2.15
9. The RF fundamental frequency should be excluded against the limit line in the operating frequency band.

   The limit line is derived from 43 + 10log(P)dB below the transmitter power P(Watts)

   For 5G NR n41

   The limit line is derived from 55 + 10log(P)dB below the transmitter power P(Watts)

5 List of Measuring Equipment

Instrument	Brand Name	Model No.	Serial No.	Characteristics	Calibration Date	Test Date	Due Date	Remark
DC Power Supply	GW Instek	GPE2323	GET910884	0V~64V ;0A~6A	Nov. 16, 2023	Feb. 20, 2024~ Apr. 02, 2024	Nov. 15, 2024	Conducted (TH03-HY)
Signal Analyzer	Rohde & Schwarz	FSV3044	101048	10Hz~44GHz	May 03, 2023	Feb. 20, 2024~ Apr. 02, 2024	May 02, 2024	Conducted (TH03-HY)
Temperature Chamber	ESPEC	SH-241	92003713	-30℃ ~90℃	May 17, 2023	Feb. 20, 2024~ Apr. 02, 2024	May 16, 2024	Conducted (TH03-HY)
Base Station (Measure)	Anritsu	MT8821C	6262116730	LTE	Jul. 10, 2023	Feb. 20, 2024~ Apr. 02, 2024	Jul. 09, 2024	Conducted (TH03-HY)
Base Station (Measure)	Anritsu	MT8000A	6262134933	FR1	Jul. 10, 2023	Feb. 20, 2024~ Apr. 02, 2024	Jul. 09, 2024	Conducted (TH03-HY)
Signal Analyzer	Rohde & Schwarz	FSW43	101456	RBW 50MHz	Feb. 19, 2024	Feb. 20, 2024~ Apr. 02, 2024	Feb. 18, 2025	Conducted (TH03-HY)
LOOP Antenna	Rohde & Schwarz	HFH2-Z2	100488	9 kHz~30 MHz	Sep. 12, 2023	Mar. 07, 2024~ Mar. 16, 2024	Sep. 11, 2024	Radiation (03CH21-HY)
Bilog Antenna	TESEQ & WOKEN	CBL 6111D & 00802N1D-06	63303 & 001	30MHz~1GHz	Oct. 15, 2023	Mar. 07, 2024~ Mar. 16, 2024	Oct. 14, 2024	Radiation (03CH21-HY)
Double Ridged Guide Horn Antenna	RFSPIN	DRH18-E	LE2C03A18EN	1GHz~18GHz	Jul. 12, 2023	Mar. 07, 2024~ Mar. 16, 2024	Jul. 11, 2024	Radiation (03CH21-HY)
SHF-EHF Horn Antenna	SCHWARZBECK	BBHA 9170	1223	18GHz~40GHz	Jul. 10, 2023	Mar. 07, 2024~ Mar. 16, 2024	Jul. 09, 2024	Radiation (03CH21-HY)
Amplifier	SONOMA	310N	421580	30MHz~1GHz	Jul. 15, 2023	Mar. 07, 2024~ Mar. 16, 2024	Jul. 14, 2024	Radiation (03CH21-HY)
Amplifier	EMEC	EM01G18GA	060876	1GHz~18GHz	Sep. 28, 2023	Mar. 07, 2024~ Mar. 16, 2024	Sep. 27, 2024	Radiation (03CH21-HY)
Preamplifier	EMEC	EM18G40G	060871	18GHz~40GHz	Aug. 30, 2023	Mar. 07, 2024~ Mar. 16, 2024	Aug. 29, 2024	Radiation (03CH21-HY)
Spectrum Analyzer	Keysight	N9010B	MY62170358	10Hz~44GHz	Aug. 28, 2023	Mar. 07, 2024~ Mar. 16, 2024	Aug. 27, 2024	Radiation (03CH21-HY)
RF Cable	HUBER + SUHNER	SUCOFLEX 102	803951/2	9K~30M	Mar. 06, 2024	Mar. 07, 2024~ Mar. 16, 2024	Mar. 05, 2025	Radiation (03CH21-HY)
RF Cable	HUBER + SUHNER	SUCOFLEX 102	804397/2,804612/2,804614/2	30MHz~40GHz	Oct. 24, 2023	Mar. 07, 2024~ Mar. 16, 2024	Oct. 23, 2024	Radiation (03CH21-HY)
Hygrometer	TECPEL	DTM-303A	TP211568	N/A	Oct. 30, 2023	Mar. 07, 2024~ Mar. 16, 2024	Oct. 29, 2024	Radiation (03CH21-HY)
Controller	EMEC	EM 1000	N/A	Control Turn table & Ant Mast	N/A	Mar. 07, 2024~ Mar. 16, 2024	N/A	Radiation (03CH21-HY)
Antenna Mast	EMEC	AM-BS-4500-B	N/A	1~4m	N/A	Mar. 07, 2024~ Mar. 16, 2024	N/A	Radiation (03CH21-HY)
Turn Table	EMEC	TT 2000	N/A	0~360 Degree	N/A	Mar. 07, 2024~ Mar. 16, 2024	N/A	Radiation (03CH21-HY)
Software	Audix	E3 6.2009-8-24	RK-001053	N/A	N/A	Mar. 07, 2024~ Mar. 16, 2024	N/A	Radiation (03CH21-HY)

6 Measurement Uncertainty

Uncertainty of Radiated Emission Measurement (30 MHz ~ 1000 MHz)

Measuring Uncertainty for a Level of Confidence of 95% (U = 2Uc(y))	3.04 dB

Uncertainty of Radiated Emission Measurement (1 GHz ~ 18 GHz)

Measuring Uncertainty for a Level of Confidence of 95% (U = 2Uc(y))	3.33 dB

Uncertainty of Radiated Emission Measurement (18 GHz ~ 40 GHz)

Measuring Uncertainty for a Level of Confidence of 95% (U = 2Uc(y))	3.68 dB

Appendix A. Test Results of Conducted Test

Conducted Output Power(Average power) and ERP/EIRP

<TxD Mode>

NR n41 Maximum Average Power [dBm], DG = -0.74 dBi														
BW	RB	RB	Mod	Antenna 2			Antenna 1			Combine			EIRP	EIRP
(MHz)	Size	Offset		Lowest	Middle	Highest	Lowest	Middle	Highest	Lowest	Middle	Highest	(dBm)	(W)
10	1	1	BPSK	26.03	25.74	25.83	25.92	25.45	25.54	28.99	28.61	28.70	28.28	0.6730
10	1	22		25.85	25.75	25.84	25.95	25.43	25.27	28.91	28.60	28.57		
10	12	6		25.97	25.82	25.84	26.02	25.53	25.60	29.01	28.69	28.73		
10	1	1	QPSK	26.03	25.86	25.89	25.90	25.57	25.77	28.98	28.73	28.84		
10	1	22		25.90	25.96	25.72	26.11	25.24	25.84	29.02	28.63	28.79		
10	12	6		26.02	25.80	25.87	25.87	25.58	25.57	28.96	28.70	28.73		
10	1	1	16-QAM	24.95	24.65	24.80	24.81	24.68	24.46	27.89	27.68	27.64	27.17	0.5212
10	1	22		24.97	24.73	24.71	24.78	24.65	24.11	27.89	27.70	27.43		
10	12	6		24.94	24.68	24.79	24.86	24.58	24.58	27.91	27.64	27.70		
Limit	EIRP < 2W			Result									Pass	

NR n41 Maximum Average Power [dBm], DG = -0.74 dBi														
BW	RB	RB	Mod	Antenna 2			Antenna 1			Combine			EIRP	EIRP
(MHz)	Size	Offset		Lowest	Middle	Highest	Lowest	Middle	Highest	Lowest	Middle	Highest	(dBm)	(W)
15	1	1	BPSK	25.98	25.88	25.99	25.92	25.43	25.48	28.96	28.67	28.75	28.39	0.6902
15	1	36		25.96	25.80	26.01	26.00	25.48	25.74	28.99	28.65	28.89		
15	18	9		25.98	25.74	26.00	25.93	25.51	25.74	28.97	28.64	28.88		
15	1	1	QPSK	26.15	25.91	26.13	25.78	25.75	25.66	28.98	28.84	28.91		
15	1	36		26.16	25.90	26.00	26.07	25.57	25.67	29.13	28.75	28.85		
15	18	9		25.97	25.80	26.08	25.97	25.63	25.62	28.98	28.73	28.87		
15	1	1	16-QAM	24.75	24.57	24.83	25.01	24.48	24.53	27.89	27.54	27.69	27.27	0.5333
15	1	36		24.74	24.75	24.88	24.97	24.50	25.06	27.87	27.64	27.98		
15	18	9		24.96	24.77	25.03	25.03	24.53	24.72	28.01	27.66	27.89		
Limit	EIRP < 2W			Result									Pass	

NR n41 Maximum Average Power [dBm], DG = -0.74 dBi														
BW	RB	RB	Mod	Antenna 2			Antenna 1			Combine			EIRP	EIRP
(MHz)	Size	Offset		Lowest	Middle	Highest	Lowest	Middle	Highest	Lowest	Middle	Highest	(dBm)	(W)
20	1	1	BPSK	25.89	25.71	25.86	25.80	25.39	25.61	28.86	28.56	28.75	28.21	0.6622
20	1	49		25.80	25.92	25.91	25.73	25.38	25.65	28.78	28.67	28.79		
20	25	12		25.83	25.76	26.02	25.81	25.59	25.65	28.83	28.69	28.85		
20	1	1	QPSK	25.88	25.88	25.90	25.83	25.64	25.79	28.87	28.77	28.86		
20	1	49		25.83	25.86	26.05	25.95	25.52	25.83	28.90	28.70	28.95		
20	25	12		25.87	25.79	26.03	25.82	25.55	25.71	28.86	28.68	28.88		
20	1	1	16-QAM	24.94	24.84	24.90	24.71	24.82	24.53	27.84	27.84	27.73	27.15	0.5188
20	1	49		25.06	24.77	24.99	24.69	24.54	24.67	27.89	27.67	27.84		
20	25	12		24.79	24.78	25.02	24.75	24.47	24.73	27.78	27.64	27.89		
Limit	EIRP < 2W			Result									Pass	

NR n41 Maximum Average Power [dBm], DG = -0.74 dBi														
BW	RB	RB	Mod	Antenna 2			Antenna 1			Combine			EIRP	EIRP
(MHz)	Size	Offset		Lowest	Middle	Highest	Lowest	Middle	Highest	Lowest	Middle	Highest	(dBm)	(W)
25	1	1	BPSK	25.90	25.71	25.92	25.86	25.48	25.55	28.89	28.61	28.75	28.31	0.6776
25	1	63		25.98	25.77	25.96	25.74	25.36	25.37	28.87	28.58	28.69		
25	32	16		25.91	25.73	25.97	25.88	25.53	25.67	28.91	28.64	28.83		
25	1	1	QPSK	26.03	25.95	26.03	26.05	25.47	25.86	29.05	28.73	28.96		
25	1	63		25.92	25.95	25.94	25.85	25.56	26.08	28.90	28.77	29.02		
25	32	16		25.95	25.78	25.98	25.86	25.52	25.71	28.92	28.66	28.86		
25	1	1	16-QAM	24.61	25.07	25.10	24.74	24.49	24.37	27.69	27.80	27.76	27.15	0.5188
25	1	63		24.78	25.02	24.97	24.93	24.52	24.73	27.87	27.79	27.86		
25	32	16		24.87	24.78	24.97	24.89	24.49	24.69	27.89	27.65	27.84		
25	EIRP < 2W			Result									Pass	

NR n41 Maximum Average Power [dBm], DG = -0.74 dBi														
BW	RB	RB	Mod	Antenna 2			Antenna 1			Combine			EIRP	EIRP
(MHz)	Size	Offset		Lowest	Middle	Highest	Lowest	Middle	Highest	Lowest	Middle	Highest	(dBm)	(W)
30	1	1	BPSK	26.00	25.87	26.14	25.93	25.36	25.75	28.98	28.63	28.96	28.29	0.6745
30	1	76		25.95	25.76	26.07	25.61	25.47	25.96	28.79	28.63	29.03		
30	36	18		25.99	25.75	26.05	25.87	25.55	25.79	28.94	28.66	28.93		
30	1	1	QPSK	25.98	25.85	26.06	26.01	25.50	25.78	29.01	28.69	28.93		
30	1	76		25.93	25.87	26.10	26.03	25.47	25.94	28.99	28.68	29.03		
30	36	18		25.98	25.78	26.09	25.94	25.59	25.84	28.97	28.70	28.98		
30	1	1	16-QAM	24.91	25.03	25.10	24.79	24.59	24.84	27.86	27.83	27.98	27.24	0.5297
30	1	76		24.90	25.00	25.09	24.62	24.45	24.66	27.77	27.74	27.89		
30	36	18		24.94	24.79	25.03	24.93	24.59	24.85	27.95	27.70	27.95		
Limit	EIRP < 2W			Result									Pass	

NR n41 Maximum Average Power [dBm], DG = -0.74 dBi														
BW	RB	RB	Mod	Antenna 2			Antenna 1			Combine			EIRP	EIRP
(MHz)	Size	Offset		Lowest	Middle	Highest	Lowest	Middle	Highest	Lowest	Middle	Highest	(dBm)	(W)
40	1	1	BPSK	26.04	25.78	25.97	25.84	25.57	25.64	28.95	28.69	28.82	28.25	0.6683
40	1	104		25.84	25.86	25.94	25.69	25.51	25.78	28.78	28.70	28.87		
40	50	25		25.93	25.76	25.93	25.85	25.53	25.65	28.90	28.66	28.80		
40	1	1	QPSK	26.01	25.77	26.04	25.94	25.70	25.80	28.99	28.75	28.93		
40	1	104		25.88	25.90	26.01	25.78	25.42	25.87	28.84	28.68	28.95		
40	50	25		25.91	25.79	25.94	25.85	25.55	25.68	28.89	28.68	28.82		
40	1	1	16-QAM	25.11	24.84	25.12	25.05	24.94	24.72	28.09	27.90	27.93	27.35	0.5433
40	1	104		25.00	24.66	25.08	24.73	24.52	24.72	27.88	27.60	27.91		
40	50	25		24.87	24.75	24.92	24.80	24.57	24.64	27.85	27.67	27.79		
Limit	EIRP < 2W			Result									Pass	

NR n41 Maximum Average Power [dBm], DG = -0.74 dBi														
BW	RB	RB	Mod	Antenna 2			Antenna 1			Combine			EIRP	EIRP
(MHz)	Size	Offset		Lowest	Middle	Highest	Lowest	Middle	Highest	Lowest	Middle	Highest	(dBm)	(W)
50	1	1	BPSK	26.05	25.75	26.03	25.94	25.54	25.56	29.01	28.66	28.81	28.27	0.6714
50	1	131		25.83	25.96	26.11	25.69	25.54	25.63	28.77	28.77	28.89		
50	64	32		25.90	25.76	26.11	25.89	25.48	25.75	28.91	28.63	28.94		
50	1	1	QPSK	26.05	25.82	26.13	25.94	25.76	25.57	29.01	28.80	28.87		
50	1	131		25.86	25.88	26.09	25.89	25.53	25.78	28.89	28.72	28.95		
50	64	32		25.94	25.81	26.10	25.91	25.55	25.74	28.94	28.69	28.93		
50	1	1	16-QAM	25.12	24.87	24.71	24.94	24.64	24.58	28.04	27.77	27.66	27.35	0.5433
50	1	131		25.09	25.04	25.09	25.06	24.56	24.82	28.09	27.82	27.97		
50	64	32		24.93	24.76	25.11	24.89	24.49	24.76	27.92	27.64	27.95		
Limit	EIRP < 2W			Result									Pass	

NR n41 Maximum Average Power [dBm], DG = -0.74 dBi														
BW	RB	RB	Mod	Antenna 2			Antenna 1			Combine			EIRP	EIRP
(MHz)	Size	Offset		Lowest	Middle	Highest	Lowest	Middle	Highest	Lowest	Middle	Highest	(dBm)	(W)
60	1	1	BPSK	26.00	25.86	25.89	25.91	25.77	25.60	28.97	28.83	28.76	28.35	0.6839
60	1	160		25.79	25.84	26.02	25.77	25.45	25.60	28.79	28.66	28.83		
60	81	40		25.85	25.75	25.96	25.76	25.56	25.65	28.82	28.67	28.82		
60	1	1	QPSK	26.14	25.81	25.89	26.01	25.75	25.47	29.09	28.79	28.70		
60	1	160		25.93	25.93	25.93	25.75	25.53	25.96	28.85	28.74	28.96		
60	81	40		25.84	25.79	26.00	25.76	25.59	25.67	28.81	28.70	28.85		
60	1	1	16-QAM	25.07	24.63	24.69	25.01	24.87	24.45	28.05	27.76	27.58	27.31	0.5383
60	1	160		24.92	24.77	24.87	24.46	24.30	25.13	27.71	27.55	28.01		
60	81	40		24.85	24.81	24.97	24.79	24.50	24.65	27.83	27.67	27.82		
Limit	EIRP < 2W			Result									Pass	

NR n41 Maximum Average Power [dBm], DG = -0.74 dBi														
BW	RB	RB	Mod	Antenna 2			Antenna 1			Combine			EIRP	EIRP
(MHz)	Size	Offset		Lowest	Middle	Highest	Lowest	Middle	Highest	Lowest	Middle	Highest	(dBm)	(W)
70	1	1	BPSK	25.69	25.65	25.60	26.00	25.64	25.21	28.86	28.66	28.42	28.15	0.6531
70	1	187		25.77	26.01	26.02	25.78	25.39	25.39	28.79	28.72	28.73		
70	90	45		25.68	25.60	25.79	25.71	25.40	25.41	28.71	28.51	28.61		
70	1	1	QPSK	25.94	25.79	25.60	25.67	25.75	25.32	28.82	28.78	28.47		
70	1	187		26.00	26.01	26.08	25.76	25.45	25.67	28.89	28.75	28.89		
70	90	45		25.71	25.65	25.81	25.75	25.40	25.37	28.74	28.54	28.61		
70	1	1	16-QAM	24.56	24.81	24.33	24.72	24.64	24.12	27.65	27.74	27.24	27.00	0.5012
70	1	187		24.56	24.76	24.67	24.75	24.26	24.55	27.67	27.53	27.62		
70	90	45		24.69	24.62	24.79	24.74	24.44	24.38	27.73	27.54	27.60		
Limit	EIRP < 2W			Result									Pass	

NR n41 Maximum Average Power [dBm], DG = -0.74 dBi														
BW	RB	RB	Mod	Antenna 2			Antenna 1			Combine			EIRP	EIRP
(MHz)	Size	Offset		Lowest	Middle	Highest	Lowest	Middle	Highest	Lowest	Middle	Highest	(dBm)	(W)
80	1	1	BPSK	25.90	25.68	25.69	25.92	25.71	25.35	28.92	28.71	28.53	28.19	0.6592
80	1	215		25.80	26.02	26.03	25.65	25.48	25.64	28.74	28.77	28.85		
80	108	54		25.69	25.66	25.77	25.67	25.37	25.32	28.69	28.53	28.56		
80	1	1	QPSK	26.01	25.91	25.73	25.83	25.74	25.30	28.93	28.84	28.53		
80	1	215		25.77	26.14	26.00	25.60	25.52	25.68	28.70	28.85	28.85		
80	108	54		25.71	25.69	25.80	25.70	25.38	25.36	28.72	28.55	28.60		
80	1	1	16-QAM	24.80	24.58	24.67	24.83	24.53	24.23	27.83	27.57	27.47	27.14	0.5176
80	1	215		24.42	25.00	25.21	24.77	24.63	24.49	27.61	27.83	27.88		
80	108	54		24.66	24.65	24.76	24.70	24.40	24.35	27.69	27.54	27.57		
Limit	EIRP < 2W			Result									Pass	

NR n41 Maximum Average Power [dBm], DG = -0.74 dBi														
BW	RB	RB	Mod	Antenna 6			Antenna 1			Combine			EIRP	EIRP
(MHz)	Size	Offset		Lowest	Middle	Highest	Lowest	Middle	Highest	Lowest	Middle	Highest	(dBm)	(W)
90	1	1	BPSK	25.98	25.78	25.66	25.90	25.72	25.24	28.95	28.76	28.47	28.30	0.6761
90	1	243		25.88	26.20	26.16	25.52	25.46	25.65	28.71	28.86	28.92		
90	120	60		25.68	25.64	25.70	25.72	25.38	25.27	28.71	28.52	28.50		
90	1	1	QPSK	26.10	25.85	25.70	25.95	25.75	25.50	29.04	28.81	28.61		
90	1	243		26.05	26.25	26.14	25.70	25.58	25.42	28.89	28.94	28.81		
90	120	60		25.69	25.67	25.74	25.70	25.42	25.27	28.71	28.56	28.52		
90	1	1	16-QAM	24.96	24.82	24.70	24.81	24.61	24.28	27.90	27.73	27.51	27.21	0.526
90	1	243		24.42	25.12	25.08	24.72	24.56	24.80	27.58	27.86	27.95		
90	120	60		24.65	24.63	24.72	24.67	24.42	24.22	27.67	27.54	27.49		
Limit	EIRP < 2W			Result									Pass	

NR n41 Maximum Average Power [dBm], DG = -0.74 dBi														
BW	RB	RB	Mod	Antenna 2			Antenna 1			Combine			EIRP	EIRP
(MHz)	Size	Offset		Lowest	Middle	Highest	Lowest	Middle	Highest	Lowest	Middle	Highest	(dBm)	(W)
100	1	1	BPSK	26.07	25.81	25.68	25.87	25.96	25.32	28.98	28.90	28.51	28.34	0.6823
100	1	271		25.93	26.20	26.27	25.76	25.75	25.86	28.86	28.99	29.08		
100	135	67		25.72	25.70	25.82	25.66	25.40	25.30	28.70	28.56	28.58		
100	1	1	QPSK	26.13	25.71	25.74	26.00	26.08	25.96	29.08	28.91	28.86		
100	1	271		26.01	26.30	26.30	25.83	25.71	25.79	28.93	29.03	29.06		
100	135	67		25.75	25.73	25.89	25.77	25.45	25.35	28.77	28.60	28.64		
100	1	1	16-QAM	25.26	24.98	24.85	24.93	24.85	23.88	28.11	27.93	27.40	27.39	0.5483
100	1	271		25.24	25.30	25.40	24.84	24.57	24.83	28.05	27.96	28.13		
100	135	67		24.71	24.64	24.79	24.69	24.39	24.35	27.71	27.53	27.59		
Limit	EIRP < 2W			Result									Pass	

Part27O NR n77 Maximum Average Power [dBm], DG = 1.66 dBi														
BW	RB	RB	Mod	Antenna 6			Antenna 1			Combine			EIRP	EIRP
(MHz)	Size	Offset		Lowest	Middle	Highest	Lowest	Middle	Highest	Lowest	Middle	Highest	(dBm)	(W)
10	1	1	BPSK	24.58	24.66	24.03	23.82	23.88	23.58	27.23	27.30	26.82	29.16	0.8241
10	1	22		24.31	24.77	24.40	23.85	24.18	23.48	27.10	27.50	26.97		
10	12	6		24.36	24.70	24.27	23.84	24.03	23.58	27.12	27.39	26.95		
10	1	1	QPSK	24.28	24.62	24.16	23.88	23.90	23.32	27.09	27.29	26.77		
10	1	22		24.18	24.71	24.30	23.72	23.82	23.26	26.97	27.30	26.82		
10	12	6		24.37	24.70	24.23	23.86	24.07	23.55	27.13	27.41	26.91		
10	1	1	16-QAM	24.30	24.73	24.15	23.77	23.93	23.36	27.05	27.36	26.78	29.10	0.8128
10	1	22		24.15	24.60	24.14	23.90	23.96	23.36	27.04	27.30	26.78		
10	12	6		24.32	24.72	24.32	23.92	24.12	23.57	27.13	27.44	26.97		
Limit	EIRP < 1W			Result									Pass	

Part27O NR n77 Maximum Average Power [dBm], DG = 1.66 dBi														
BW	RB	RB	Mod	Antenna 6			Antenna 1			Combine			EIRP	EIRP
(MHz)	Size	Offset		Lowest	Middle	Highest	Lowest	Middle	Highest	Lowest	Middle	Highest	(dBm)	(W)
15	1	1	BPSK	24.39	24.62	24.20	23.86	23.92	23.38	27.14	27.29	26.82	29.08	0.8091
15	1	36		24.21	24.77	24.20	23.61	24.01	23.43	26.93	27.42	26.84		
15	18	9		24.26	24.60	24.20	23.73	24.07	23.45	27.01	27.35	26.85		
15	1	1	QPSK	24.33	24.64	24.21	23.80	23.99	23.52	27.08	27.34	26.89		
15	1	36		24.23	24.70	24.24	23.72	23.91	23.41	26.99	27.33	26.86		
15	18	9		24.34	24.76	24.21	23.81	24.02	23.59	27.09	27.42	26.92		
15	1	1	16-QAM	24.23	24.75	24.17	23.82	23.78	23.62	27.04	27.30	26.91	29.14	0.8204
15	1	36		24.18	24.68	24.09	23.70	24.25	23.19	26.96	27.48	26.67		
15	18	9		24.29	24.60	24.17	23.73	24.05	23.75	27.03	27.34	26.98		
Limit	EIRP < 1W			Result									Pass	

Part27O NR n77 Maximum Average Power [dBm], DG = 1.66 dBi														
BW	RB	RB	Mod	Antenna 6			Antenna 1			Combine			EIRP	EIRP
(MHz)	Size	Offset		Lowest	Middle	Highest	Lowest	Middle	Highest	Lowest	Middle	Highest	(dBm)	(W)
20	1	1	BPSK	24.30	24.67	24.21	23.74	24.10	23.40	27.04	27.40	26.83	29.08	0.8091
20	1	49		24.02	24.58	24.51	23.74	24.24	23.37	26.89	27.42	26.99		
20	25	12		24.23	24.71	24.23	23.90	24.05	23.54	27.08	27.40	26.91		
20	1	1	QPSK	24.31	24.71	24.23	23.81	23.92	23.51	27.08	27.34	26.90		
20	1	49		24.39	24.65	24.33	23.50	23.89	23.69	26.98	27.30	27.03		
20	25	12		24.37	24.73	24.35	23.80	24.00	23.57	27.10	27.39	26.99		
20	1	1	16-QAM	24.35	24.34	24.23	23.72	23.96	23.59	27.06	27.16	26.93	29.05	0.8035
20	1	49		24.24	24.69	24.46	23.96	23.93	23.33	27.11	27.34	26.94		
20	25	12		24.20	24.73	24.40	23.72	23.99	23.49	26.98	27.39	26.98		
Limit	EIRP < 1W			Result									Pass	

Part27O NR n77 Maximum Average Power [dBm], DG = 1.66 dBi														
BW	RB	RB	Mod	Antenna 6			Antenna 1			Combine			EIRP	EIRP
(MHz)	Size	Offset		Lowest	Middle	Highest	Lowest	Middle	Highest	Lowest	Middle	Highest	(dBm)	(W)
25	1	1	BPSK	24.34	24.71	24.25	23.77	23.89	23.53	27.07	27.33	26.92	29.13	0.8185
25	1	63		24.31	24.76	24.25	23.73	23.89	23.66	27.04	27.36	26.98		
25	32	16		24.23	24.75	24.35	23.76	24.08	23.54	27.01	27.44	26.97		
25	1	1	QPSK	24.38	24.67	24.40	23.79	24.08	23.35	27.11	27.40	26.92		
25	1	63		24.45	24.76	24.48	23.60	24.14	23.54	27.06	27.47	27.05		
25	32	16		24.27	24.73	24.34	23.67	24.01	23.56	26.99	27.40	26.98		
25	1	1	16-QAM	24.32	24.49	24.27	23.71	24.25	23.19	27.04	27.38	26.77	29.04	0.8017
25	1	63		23.97	24.37	24.39	23.51	23.85	23.39	26.76	27.13	26.93		
25	32	16		24.29	24.67	24.29	23.79	23.88	23.58	27.06	27.30	26.96		
Limit	EIRP < 1W			Result									Pass	

Part27O NR n77 Maximum Average Power [dBm], DG = 1.66 dBi														
BW	RB	RB	Mod	Antenna 6			Antenna 1			Combine			EIRP	EIRP
(MHz)	Size	Offset		Lowest	Middle	Highest	Lowest	Middle	Highest	Lowest	Middle	Highest	(dBm)	(W)
30	1	1	BPSK	24.25	24.66	24.06	23.59	23.99	23.27	26.94	27.35	26.69	29.14	0.8204
30	1	76		24.30	24.71	24.23	23.73	23.93	23.47	27.03	27.35	26.88		
30	36	18		24.32	24.73	24.22	23.76	24.06	23.50	27.06	27.42	26.89		
30	1	1	QPSK	24.43	24.88	24.05	23.65	24.02	23.26	27.07	27.48	26.68		
30	1	76		24.38	24.78	24.29	23.82	24.03	23.36	27.12	27.43	26.86		
30	36	18		24.23	24.63	24.15	23.65	24.08	23.51	26.96	27.37	26.85		
30	1	1	16-QAM	24.05	24.40	23.96	24.08	24.24	23.53	27.08	27.33	26.76	29.11	0.8147
30	1	76		24.36	24.93	24.52	23.72	23.80	23.57	27.06	27.41	27.08		
30	36	18		24.32	24.72	24.20	23.80	24.15	23.47	27.08	27.45	26.86		
Limit	EIRP < 1W			Result									Pass	

Part27O NR n77 Maximum Average Power [dBm], DG = 1.66 dBi														
BW	RB	RB	Mod	Antenna 6			Antenna 1			Combine			EIRP	EIRP
(MHz)	Size	Offset		Lowest	Middle	Highest	Lowest	Middle	Highest	Lowest	Middle	Highest	(dBm)	(W)
40	1	1	BPSK	24.25	24.47	23.97	23.76	24.04	23.48	27.02	27.27	26.74	29.01	0.7962
40	1	104		24.41	24.63	24.40	23.92	23.97	23.48	27.18	27.32	26.97		
40	50	25		24.23	24.65	24.20	23.71	24.00	23.48	26.99	27.35	26.87		
40	1	1	QPSK	24.39	24.47	24.16	23.68	23.93	23.60	27.06	27.22	26.90		
40	1	104		24.40	24.67	24.46	23.80	23.79	23.50	27.12	27.26	27.02		
40	50	25		24.28	24.71	24.22	23.64	23.94	23.50	26.98	27.35	26.89		
40	1	1	16-QAM	24.26	23.99	23.96	23.73	23.79	23.44	27.01	26.90	26.72	29.01	0.7962
40	1	104		24.43	24.28	24.37	23.88	23.88	23.36	27.17	27.09	26.90		
40	50	25		24.34	24.64	24.24	23.73	24.02	23.49	27.06	27.35	26.89		
Limit	EIRP < 1W			Result									Pass	

Part27O NR n77 Maximum Average Power [dBm], DG = 1.66 dBi														
BW	RB	RB	Mod	Antenna 6			Antenna 1			Combine			EIRP	EIRP
(MHz)	Size	Offset		Lowest	Middle	Highest	Lowest	Middle	Highest	Lowest	Middle	Highest	(dBm)	(W)
50	1	1	BPSK	24.40	24.48	24.19	23.80	23.94	23.46	27.12	27.23	26.85	29.08	0.8091
50	1	131		24.30	24.79	24.36	23.99	23.92	23.41	27.16	27.39	26.92		
50	64	32		24.26	24.69	24.17	23.74	24.04	23.50	27.02	27.39	26.86		
50	1	1	QPSK	24.28	24.66	24.30	23.85	23.94	23.36	27.08	27.33	26.87		
50	1	131		24.29	24.71	24.25	23.97	24.03	23.56	27.14	27.39	26.93		
50	64	32		24.33	24.73	24.15	23.75	24.06	23.44	27.06	27.42	26.82		
50	1	1	16-QAM	24.12	24.34	24.00	23.96	23.42	23.73	27.05	26.91	26.88	29.06	0.8054
50	1	131		24.25	24.48	23.85	24.02	24.17	23.14	27.15	27.34	26.52		
50	64	32		24.28	24.71	24.16	23.81	24.05	23.46	27.06	27.40	26.83		
Limit	EIRP < 1W			Result									Pass	

Part27O NR n77 Maximum Average Power [dBm], DG = 1.66 dBi														
BW	RB	RB	Mod	Antenna 1			Antenna 2			Combine			EIRP	EIRP
(MHz)	Size	Offset		Lowest	Middle	Highest	Lowest	Middle	Highest	Lowest	Middle	Highest	(dBm)	(W)
60	1	1	BPSK	24.31	24.64	24.26	23.80	24.03	23.62	27.07	27.36	26.96	29.09	0.811
60	1	160		24.32	24.70	24.46	23.97	23.79	23.60	27.16	27.28	27.06		
60	81	40		24.32	24.75	24.29	23.86	24.02	23.59	27.11	27.41	26.96		
60	1	1	QPSK	24.26	24.61	24.33	23.70	23.94	23.61	27.00	27.30	27.00		
60	1	160		24.39	24.79	24.47	24.01	23.78	23.59	27.21	27.32	27.06		
60	81	40		24.30	24.77	24.28	23.81	24.03	23.53	27.07	27.43	26.93		
60	1	1	16-QAM	24.04	24.53	23.73	23.57	23.72	23.49	26.82	27.15	26.62	29.12	0.8166
60	1	160		24.48	24.52	24.73	23.93	23.88	23.86	27.22	27.22	27.33		
60	81	40		24.28	24.77	24.29	23.82	24.11	23.53	27.07	27.46	26.94		
Limit	EIRP < 1W			Result									Pass	

Part27O NR n77 Maximum Average Power [dBm], DG = 1.66 dBi														
BW	RB	RB	Mod	Antenna 6			Antenna 1			Combine			EIRP	EIRP
(MHz)	Size	Offset		Lowest	Middle	Highest	Lowest	Middle	Highest	Lowest	Middle	Highest	(dBm)	(W)
70	1	1	BPSK	24.43	24.57	24.47	23.78	24.08	23.86	27.13	27.34	27.19	29.12	0.8166
70	1	187		24.61	24.73	24.57	24.12	23.99	23.61	27.38	27.39	27.13		
70	90	45		24.38	24.78	24.40	23.89	24.07	23.60	27.15	27.45	27.03		
70	1	1	QPSK	24.49	24.56	24.43	23.93	24.16	23.79	27.23	27.37	27.13		
70	1	187		24.56	24.76	24.66	24.20	23.96	23.75	27.39	27.39	27.24		
70	90	45		24.36	24.78	24.38	23.88	24.09	23.61	27.14	27.46	27.02		
70	1	1	16-QAM	24.46	24.32	24.44	23.70	23.93	24.10	27.11	27.14	27.28	29.13	0.8185
70	1	187		24.70	24.61	24.61	23.89	23.95	23.14	27.32	27.30	26.95		
70	90	45		24.34	24.81	24.37	23.90	24.07	23.63	27.14	27.47	27.03		
Limit	EIRP < 1W			Result									Pass	

Part27O NR n77 Maximum Average Power [dBm], DG = 1.66 dBi														
BW	RB	RB	Mod	Antenna 6			Antenna 1			Combine			EIRP	EIRP
(MHz)	Size	Offset		Lowest	Middle	Highest	Lowest	Middle	Highest	Lowest	Middle	Highest	(dBm)	(W)
80	1	1	BPSK	24.55	24.65	24.52	23.87	24.22	23.82	27.23	27.45	27.19	29.21	0.8337
80	1	215		24.72	24.74	24.60	24.18	23.85	23.55	27.47	27.33	27.12		
80	108	54		24.39	24.79	24.38	23.89	24.09	23.62	27.16	27.46	27.03		
80	1	1	QPSK	24.53	24.75	24.46	23.96	24.28	23.84	27.26	27.53	27.17		
80	1	215		24.76	24.85	24.58	24.31	23.99	23.52	27.55	27.45	27.09		
80	108	54		24.41	24.79	24.34	23.93	24.06	23.63	27.19	27.45	27.01		
80	1	1	16-QAM	24.47	24.68	24.49	23.90	24.17	23.70	27.20	27.44	27.12	29.10	0.8128
80	1	215		24.65	24.50	24.42	24.16	24.00	23.35	27.42	27.27	26.93		
80	108	54		24.39	24.76	24.37	23.95	24.06	23.61	27.19	27.43	27.02		
Limit	EIRP < 1W			Result									Pass	

Part27O NR n77 Maximum Average Power [dBm], DG = 1.66 dBi														
BW	RB	RB	Mod	Antenna 6			Antenna 1			Combine			EIRP	EIRP
(MHz)	Size	Offset		Lowest	Middle	Highest	Lowest	Middle	Highest	Lowest	Middle	Highest	(dBm)	(W)
90	1	1	BPSK	24.63	24.67	24.67	23.96	24.19	24.05	27.32	27.45	27.38	29.44	0.879
90	1	243		24.97	24.96	24.61	24.27	24.00	23.49	27.64	27.52	27.10		
90	120	60		24.41	24.76	24.38	23.98	24.04	23.56	27.21	27.43	27.00		
90	1	1	QPSK	24.58	24.72	24.74	23.98	24.17	23.94	27.30	27.46	27.37		
90	1	243		25.07	25.01	24.69	24.45	24.01	23.85	27.78	27.55	27.30		
90	120	60		24.44	24.78	24.40	24.00	24.05	23.65	27.24	27.44	27.05		
90	1	1	16-QAM	24.40	24.45	24.91	24.24	24.16	23.61	27.33	27.32	27.32	29.28	0.8472
90	1	243		24.85	25.22	24.65	24.15	23.90	23.70	27.52	27.62	27.21		
90	120	60		24.44	24.75	24.40	23.99	24.03	23.63	27.23	27.42	27.04		
Limit	EIRP < 1W			Result									Pass	

Part27O NR n77 Maximum Average Power [dBm], DG = 1.66 dBi														
BW	RB	RB	Mod	Antenna 6			Antenna 1			Combine			EIRP	EIRP
(MHz)	Size	Offset		Lowest	Middle	Highest	Lowest	Middle	Highest	Lowest	Middle	Highest	(dBm)	(W)
100	1	1	BPSK	24.72	24.63	24.62	23.89	24.14	24.18	27.34	27.40	27.42	29.71	0.9354
100	1	271		25.15	25.00	24.76	24.48	24.12	23.76	27.84	27.59	27.30		
100	135	67		24.41	24.83	24.41	23.93	24.05	23.59	27.19	27.47	27.03		
100	1	1	QPSK	24.67	24.69	24.81	24.07	24.08	24.16	27.39	27.41	27.51		
100	1	271		25.32	25.03	25.07	24.74	24.15	23.84	28.05	27.62	27.51		
100	135	67		24.42	24.74	24.42	23.92	24.01	23.60	27.19	27.40	27.04		
100	1	1	16-QAM	24.65	24.60	24.95	23.83	24.12	24.11	27.27	27.38	27.56	29.56	0.9036
100	1	271		25.17	24.75	25.07	24.59	24.02	23.68	27.90	27.41	27.44		
100	135	67		24.44	24.71	24.47	23.95	24.03	23.63	27.21	27.39	27.08		
Limit	EIRP < 1W			Result									Pass	

Part27O NR n78 Maximum Average Power [dBm], DG = 1.83 dBi														
BW	RB	RB	Mod	Antenna 6			Antenna 1			Combine			EIRP	EIRP
(MHz)	Size	Offset		Lowest	Middle	Highest	Lowest	Middle	Highest	Lowest	Middle	Highest	(dBm)	(W)
10	1	1	QPSK	24.61	24.51	24.89	24.13	24.20	24.39	27.39	27.37	27.66	29.56	0.9036
10	1	22		24.66	24.55	25.11	23.84	24.20	24.30	27.28	27.39	27.73		
10	12	6		24.52	24.52	24.88	23.93	24.17	24.30	27.25	27.36	27.61		
10	1	1		24.64	24.54	25.02	24.05	24.08	24.26	27.37	27.33	27.67		
10	1	22		24.80	24.58	25.06	24.22	24.21	24.33	27.53	27.41	27.72		
10	12	6		24.59	24.57	24.90	24.18	24.01	24.42	27.40	27.31	27.68		
10	1	1	16-QAM	24.57	24.91	25.10	24.39	23.65	24.06	27.49	27.34	27.62	29.60	0.9120
10	1	22	64-QAM	24.78	24.79	25.23	23.85	23.59	24.24	27.35	27.24	27.77		
10	12	6	256-QAM	24.60	24.76	24.95	24.02	24.23	24.53	27.33	27.51	27.76		
Limit	EIRP < 1W			Result									Pass	

Part27O NR n78 Maximum Average Power [dBm], DG = 1.83 dBi														
BW	RB	RB	Mod	Antenna 6			Antenna 1			Combine			EIRP	EIRP
(MHz)	Size	Offset		Lowest	Middle	Highest	Lowest	Middle	Highest	Lowest	Middle	Highest	(dBm)	(W)
15	1	1	QPSK	24.64	24.55	24.98	23.94	24.19	24.33	27.31	27.38	27.68	29.54	0.8995
15	1	36		24.59	24.60	24.92	24.00	24.08	24.43	27.32	27.36	27.69		
15	18	9		24.52	24.59	24.94	23.91	24.21	24.28	27.24	27.41	27.63		
15	1	1		24.44	24.42	24.68	24.10	24.03	24.45	27.28	27.24	27.58		
15	1	36		24.46	24.76	25.03	23.93	24.10	24.35	27.21	27.45	27.71		
15	18	9		24.55	24.62	24.91	24.05	24.24	24.29	27.32	27.44	27.62		
15	1	1	16-QAM	24.88	24.68	25.16	24.11	24.18	23.90	27.52	27.45	27.59	29.66	0.9247
15	1	36	64-QAM	24.62	24.59	25.36	23.70	23.76	24.20	27.19	27.21	27.83		
15	18	9	256-QAM	24.45	24.59	25.02	23.93	24.20	24.36	27.21	27.41	27.71		
Limit	EIRP < 1W			Result									Pass	

Part27O NR n78 Maximum Average Power [dBm], DG = 1.83 dBi														
BW	RB	RB	Mod	Antenna 6			Antenna 1			Combine			EIRP	EIRP
(MHz)	Size	Offset		Lowest	Middle	Highest	Lowest	Middle	Highest	Lowest	Middle	Highest	(dBm)	(W)
20	1	1	QPSK	24.63	24.64	24.82	23.94	24.13	24.20	27.31	27.40	27.53	29.51	0.8933
20	1	49		24.51	24.52	24.98	23.93	24.14	24.16	27.24	27.34	27.60		
20	25	12		24.47	24.57	24.93	23.99	24.06	24.40	27.25	27.33	27.68		
20	1	1		24.57	24.61	24.81	23.94	24.16	24.27	27.28	27.40	27.56		
20	1	49		24.39	24.55	24.95	24.07	24.10	24.35	27.24	27.34	27.67		
20	25	12		24.55	24.66	24.96	24.00	24.22	24.30	27.29	27.46	27.65		
20	1	1	16-QAM	24.42	24.70	24.58	24.01	24.14	24.14	27.23	27.44	27.38	29.46	0.8831
20	1	49	64-QAM	24.67	24.69	24.99	24.06	24.22	24.08	27.39	27.47	27.57		
20	25	12	256-QAM	24.54	24.61	24.92	23.96	24.08	24.29	27.27	27.36	27.63		
Limit	EIRP < 1W			Result									Pass	

Part27O NR n78 Maximum Average Power [dBm], DG = 1.83 dBi														
BW	RB	RB	Mod	Antenna 6			Antenna 1			Combine			EIRP	EIRP
(MHz)	Size	Offset		Lowest	Middle	Highest	Lowest	Middle	Highest	Lowest	Middle	Highest	(dBm)	(W)
25	1	1	QPSK	24.58	24.77	24.65	23.91	24.12	24.03	27.27	27.47	27.36	29.54	0.8995
25	1	63		24.75	24.78	25.02	23.64	24.17	24.36	27.24	27.50	27.71		
25	32	16		24.55	24.62	24.90	23.97	24.23	24.25	27.28	27.44	27.60		
25	1	1		24.58	24.70	24.71	23.88	23.79	24.20	27.25	27.28	27.47		
25	1	63		24.66	24.84	24.98	24.02	24.08	24.33	27.36	27.49	27.68		
25	32	16		24.54	24.60	24.86	23.98	24.17	24.31	27.28	27.40	27.60		
25	1	1	16-QAM	24.76	24.70	24.52	23.97	24.12	24.08	27.39	27.43	27.32	29.53	0.8974
25	1	63	64-QAM	24.58	24.65	24.96	24.08	24.38	24.41	27.35	27.53	27.70		
25	32	16	256-QAM	24.54	24.65	24.85	23.96	24.21	24.29	27.27	27.45	27.59		
Limit	EIRP < 1W			Result									Pass	

Part27O NR n78 Maximum Average Power [dBm], DG = 1.83 dBi														
BW	RB	RB	Mod	Antenna 6			Antenna 1			Combine			EIRP	EIRP
(MHz)	Size	Offset		Lowest	Middle	Highest	Lowest	Middle	Highest	Lowest	Middle	Highest	(dBm)	(W)
30	1	1	QPSK	24.57	24.67	24.40	24.05	24.03	24.04	27.33	27.37	27.23	29.54	0.8995
30	1	76		24.54	24.72	24.80	24.03	24.08	24.59	27.30	27.42	27.71		
30	36	18		24.53	24.60	24.85	23.96	24.14	24.24	27.26	27.39	27.57		
30	1	1		24.62	24.62	24.57	24.08	24.16	24.11	27.37	27.41	27.36		
30	1	76		24.71	24.47	24.77	24.16	24.26	24.18	27.45	27.38	27.50		
30	36	18		24.53	24.61	24.83	23.97	24.17	24.26	27.27	27.41	27.56		
30	1	1	16-QAM	24.47	24.63	24.32	24.13	23.98	23.98	27.31	27.33	27.16	29.45	0.8810
30	1	76	64-QAM	24.74	24.67	24.95	24.02	23.92	24.25	27.41	27.32	27.62		
30	36	18	256-QAM	24.55	24.66	24.84	24.03	24.00	24.31	27.31	27.35	27.59		
Limit	EIRP < 1W			Result									Pass	

Part27O NR n78 Maximum Average Power [dBm], DG = 1.83 dBi														
BW	RB	RB	Mod	Antenna 6			Antenna 1			Combine			EIRP	EIRP
(MHz)	Size	Offset		Lowest	Middle	Highest	Lowest	Middle	Highest	Lowest	Middle	Highest	(dBm)	(W)
40	1	1	QPSK	24.51	24.66	24.58	23.98	23.97	24.27	27.26	27.34	27.44	29.61	0.9141
40	1	104		24.67	24.72	25.09	24.17	24.08	24.42	27.44	27.42	27.78		
40	50	25		24.55	24.68	24.70	23.97	24.23	24.19	27.28	27.47	27.46		
40	1	1		24.61	24.45	24.51	23.92	24.00	24.08	27.29	27.24	27.31		
40	1	104		24.77	24.65	25.05	24.13	24.17	24.41	27.47	27.43	27.75		
40	50	25		24.55	24.60	24.84	23.94	24.18	24.20	27.27	27.41	27.54		
40	1	1	16-QAM	24.44	24.44	24.81	23.91	24.10	23.91	27.19	27.28	27.39	29.57	0.9057
40	1	104	64-QAM	24.93	24.95	25.05	24.10	24.49	23.93	27.55	27.74	27.54		
40	50	25	256-QAM	24.60	24.58	24.77	23.95	24.18	24.20	27.30	27.39	27.50		
Limit	EIRP < 1W			Result									Pass	

Part27O NR n78 Maximum Average Power [dBm], DG = 1.83 dBi														
BW	RB	RB	Mod	Antenna 6			Antenna 1			Combine			EIRP	EIRP
(MHz)	Size	Offset		Lowest	Middle	Highest	Lowest	Middle	Highest	Lowest	Middle	Highest	(dBm)	(W)
50	1	1	QPSK	24.57	24.55	24.59	24.12	23.98	24.19	27.36	27.28	27.40	29.55	0.9016
50	1	131		24.74	24.90	25.11	24.16	24.15	24.26	27.47	27.55	27.72		
50	64	32		24.59	24.68	24.74	24.07	24.13	24.18	27.35	27.42	27.48		
50	1	1		24.56	24.56	24.57	24.10	23.93	24.23	27.35	27.27	27.41		
50	1	131		24.64	24.96	25.06	24.26	24.26	24.31	27.46	27.63	27.71		
50	64	32		24.54	24.60	24.67	23.99	24.16	24.17	27.28	27.40	27.44		
50	1	1	16-QAM	24.58	24.89	24.77	23.86	24.20	24.04	27.25	27.57	27.43	29.70	0.9333
50	1	131	64-QAM	24.66	24.58	25.00	23.89	24.16	24.71	27.30	27.39	27.87		
50	64	32	256-QAM	24.62	24.63	24.64	24.09	24.18	24.25	27.37	27.42	27.46		
Limit	EIRP < 1W			Result									Pass	

Part27O NR n78 Maximum Average Power [dBm], DG = 1.83 dBi														
BW	RB	RB	Mod	Antenna 6			Antenna 1			Combine			EIRP	EIRP
(MHz)	Size	Offset		Lowest	Middle	Highest	Lowest	Middle	Highest	Lowest	Middle	Highest	(dBm)	(W)
60	1	1	QPSK	24.75	24.44	24.48	24.07	23.81	23.95	27.43	27.15	27.23	29.60	0.9120
60	1	160		24.66	24.91	25.02	24.24	24.23	24.48	27.47	27.59	27.77		
60	81	40		24.62	24.62	24.55	24.05	24.12	24.11	27.35	27.39	27.35		
60	1	1		24.63	24.48	24.57	23.99	24.00	24.20	27.33	27.26	27.40		
60	1	160		24.57	24.87	24.96	24.31	24.35	24.53	27.45	27.63	27.76		
60	81	40		24.50	24.59	24.63	24.05	24.14	24.15	27.29	27.38	27.41		
60	1	1	16-QAM	24.94	24.23	25.22	24.46	23.72	24.45	27.72	26.99	27.86	29.69	0.9311
60	1	160	64-QAM	25.03	24.80	24.82	24.35	24.28	23.99	27.71	27.56	27.44		
60	81	40	256-QAM	24.57	24.65	24.68	24.17	24.18	24.22	27.38	27.43	27.47		
Limit	EIRP < 1W			Result									Pass	

Part27O NR n78 Maximum Average Power [dBm], DG = 1.83 dBi														
BW	RB	RB	Mod	Antenna 6			Antenna 1			Combine			EIRP	EIRP
(MHz)	Size	Offset		Lowest	Middle	Highest	Lowest	Middle	Highest	Lowest	Middle	Highest	(dBm)	(W)
70	1	1	QPSK	24.81	24.72	24.74	24.12	24.09	24.14	27.49	27.43	27.46	29.76	0.9462
70	1	187		24.78	25.08	25.06	24.35	24.30	24.47	27.58	27.72	27.79		
70	90	45		24.62	24.65	24.64	24.14	24.17	24.22	27.40	27.43	27.45		
70	1	1		24.76	24.58	24.71	24.15	23.89	24.04	27.48	27.26	27.40		
70	1	187		24.85	24.99	25.34	24.36	24.40	24.45	27.62	27.72	27.93		
70	90	45		24.60	24.63	24.73	24.04	24.18	24.20	27.34	27.42	27.48		
70	1	1	16-QAM	24.66	24.43	24.63	23.80	23.86	23.90	27.26	27.16	27.29	29.83	0.9616
70	1	187	64-QAM	24.82	25.39	25.25	24.02	24.55	24.67	27.45	28.00	27.98		
70	90	45	256-QAM	24.69	24.60	24.69	24.08	24.13	24.22	27.41	27.38	27.47		
Limit	EIRP < 1W			Result									Pass	

Part27O NR n78 Maximum Average Power [dBm], DG = 1.83 dBi														
BW	RB	RB	Mod	Antenna 6			Antenna 1			Combine			EIRP	EIRP
(MHz)	Size	Offset		Lowest	Middle	Highest	Lowest	Middle	Highest	Lowest	Middle	Highest	(dBm)	(W)
80	1	1	QPSK	24.84	24.59	24.69	24.08	24.02	23.95	27.49	27.32	27.35	29.77	0.9484
80	1	215		25.04	25.13	25.24	24.41	24.46	24.50	27.75	27.82	27.90		
80	108	54		24.65	24.62	24.61	24.16	24.15	24.13	27.42	27.40	27.39		
80	1	1		24.74	24.71	24.58	24.14	23.99	24.09	27.46	27.38	27.35		
80	1	215		24.89	25.06	25.27	24.34	24.54	24.56	27.63	27.82	27.94		
80	108	54		24.62	24.64	24.64	24.13	24.14	24.16	27.39	27.41	27.42		
80	1	1	16-QAM	24.34	24.50	24.65	23.88	23.82	23.89	27.13	27.18	27.30	29.74	0.9419
80	1	215	64-QAM	24.53	25.24	25.06	24.04	24.53	24.20	27.30	27.91	27.66		
80	108	54	256-QAM	24.63	24.54	24.72	24.13	24.16	24.21	27.40	27.36	27.48		
Limit	EIRP < 1W			Result									Pass	

Part27O NR n78 Maximum Average Power [dBm], DG = 1.83 dBi														
BW	RB	RB	Mod	Antenna 6			Antenna 1			Combine			EIRP	EIRP
(MHz)	Size	Offset		Lowest	Middle	Highest	Lowest	Middle	Highest	Lowest	Middle	Highest	(dBm)	(W)
90	1	1	QPSK	24.93	24.78	24.70	24.19	24.18	24.11	27.59	27.50	27.43	29.87	0.9705
90	1	243		25.27	25.23	25.31	24.52	24.65	24.70	27.92	27.96	28.03		
90	120	60		24.71	24.66	24.60	24.24	24.22	24.17	27.49	27.46	27.40		
90	1	1		24.91	24.83	24.86	24.21	24.04	24.16	27.58	27.46	27.53		
90	1	243		25.29	25.32	24.99	24.59	24.71	24.73	27.96	28.04	27.87		
90	120	60		24.66	24.69	24.71	24.23	24.17	24.17	27.46	27.45	27.46		
90	1	1	16-QAM	25.37	24.64	24.51	24.41	24.09	24.07	27.93	27.38	27.31	29.86	0.9683
90	1	243	64-QAM	25.15	25.24	25.26	24.58	24.78	24.47	27.88	28.03	27.89		
90	120	60	256-QAM	24.71	24.59	24.61	24.20	24.18	24.14	27.47	27.40	27.39		
Limit	EIRP < 1W			Result									Pass	

Part27O NR n78 Maximum Average Power [dBm], DG = 1.83 dBi														
BW	RB	RB	Mod	Antenna 6			Antenna 1			Combine			EIRP	EIRP
(MHz)	Size	Offset		Lowest	Middle	Highest	Lowest	Middle	Highest	Lowest	Middle	Highest	(dBm)	(W)
100	1	1	QPSK	-	24.81	-	-	24.13	-	-	27.49	-	29.78	0.9506
100	1	271		-	24.80	-	-	24.75	-	-	27.79	-		
100	135	67		-	24.75	-	-	24.16	-	-	27.48	-		
100	1	1		-	24.84	-	-	23.93	-	-	27.42	-		
100	1	271		-	25.56	-	-	24.22	-	-	27.95	-		
100	135	67		-	24.68	-	-	24.25	-	-	27.48	-		
100	1	1	16-QAM	-	24.83	-	-	24.37	-	-	27.62	-	29.86	0.9683
100	1	271	64-QAM	-	25.61	-	-	24.33	-	-	28.03	-		
100	135	67	256-QAM	-	24.44	-	-	24.16	-	-	27.31	-		
Limit	EIRP < 1W			Result									Pass	

Part27Q NR n77 Maximum Average Power [dBm], DG = 1.66 dBi														
BW	RB	RB	Mod	Antenna 6			Antenna 1			Combine			EIRP	EIRP
(MHz)	Size	Offset		Lowest	Middle	Highest	Lowest	Middle	Highest	Lowest	Middle	Highest	(dBm)	(W)
10	1	1	BPSK	24.56	24.53	24.45	24.07	24.01	23.81	27.33	27.29	27.15	28.99	0.7925
10	1	22		24.33	24.66	24.26	23.95	23.92	23.81	27.15	27.32	27.05		
10	12	6		24.43	24.60	24.47	24.05	24.02	23.88	27.25	27.33	27.20		
10	1	1	QPSK	24.48	24.55	24.36	24.11	24.03	23.84	27.31	27.31	27.12		
10	1	22		24.12	24.36	24.20	24.01	23.97	23.98	27.08	27.18	27.10		
10	12	6		24.32	24.33	24.38	24.05	23.86	24.05	27.20	27.11	27.23		
10	1	1	16-QAM	24.28	24.65	24.26	24.27	24.15	23.54	27.29	27.42	26.93	29.08	0.8091
10	1	22		24.25	24.54	24.45	24.23	23.81	23.73	27.25	27.20	27.12		
10	12	6		24.51	24.63	24.47	23.99	23.96	24.07	27.27	27.32	27.28		
Limit	EIRP < 1W			Result									Pass	

Part27Q NR n77 Maximum Average Power [dBm], DG = 1.66 dBi														
BW	RB	RB	Mod	Antenna 6			Antenna 1			Combine			EIRP	EIRP
(MHz)	Size	Offset		Lowest	Middle	Highest	Lowest	Middle	Highest	Lowest	Middle	Highest	(dBm)	(W)
15	1	1	BPSK	24.55	24.32	24.39	24.12	23.92	23.88	27.35	27.13	27.15	29.14	0.8204
15	1	36		24.08	24.06	24.63	23.96	23.87	23.99	27.03	26.98	27.33		
15	18	9		24.27	24.49	24.51	23.90	23.89	23.96	27.10	27.21	27.25		
15	1	1	QPSK	24.79	24.51	24.41	24.12	24.11	23.83	27.48	27.32	27.14		
15	1	36		23.99	24.22	24.19	23.88	23.80	23.77	26.95	27.03	27.00		
15	18	9		24.28	24.47	24.30	24.04	23.89	23.87	27.17	27.20	27.10		
15	1	1	16-QAM	24.50	24.39	24.60	24.15	23.90	23.88	27.34	27.16	27.27	29.00	0.7943
15	1	36		24.52	24.38	24.80	23.98	23.58	23.78	27.27	27.01	27.33		
15	18	9		24.44	24.52	24.44	23.94	24.12	23.97	27.21	27.33	27.22		
Limit	EIRP < 1W			Result									Pass	

Part27Q NR n77 Maximum Average Power [dBm], DG = 1.66 dBi														
BW	RB	RB	Mod	Antenna 6			Antenna 1			Combine			EIRP	EIRP
(MHz)	Size	Offset		Lowest	Middle	Highest	Lowest	Middle	Highest	Lowest	Middle	Highest	(dBm)	(W)
20	1	1	BPSK	24.52	24.49	24.62	24.09	23.99	23.88	27.32	27.26	27.28	29.03	0.7998
20	1	49		24.38	24.17	24.56	23.90	23.59	23.87	27.16	26.90	27.24		
20	25	12		24.43	24.50	24.50	24.05	23.91	23.95	27.25	27.23	27.24		
20	1	1	QPSK	24.57	24.41	24.48	24.13	24.01	23.87	27.37	27.22	27.20		
20	1	49		24.28	24.39	24.39	23.92	23.68	23.83	27.11	27.06	27.13		
20	25	12		24.45	24.54	24.52	24.08	23.97	23.87	27.28	27.27	27.22		
20	1	1	16-QAM	24.82	24.33	24.67	24.29	23.89	24.00	27.57	27.13	27.36	29.23	0.8375
20	1	49		24.23	24.43	24.28	23.93	23.86	23.73	27.09	27.16	27.02		
20	25	12		24.44	24.51	24.43	24.03	23.94	23.99	27.25	27.24	27.23		
Limit	EIRP < 1W			Result									Pass	

Part27Q NR n77 Maximum Average Power [dBm], DG = 1.66 dBi														
BW	RB	RB	Mod	Antenna 6			Antenna 1			Combine			EIRP	EIRP
(MHz)	Size	Offset		Lowest	Middle	Highest	Lowest	Middle	Highest	Lowest	Middle	Highest	(dBm)	(W)
25	1	1	BPSK	24.63	24.65	24.66	24.10	24.03	23.80	27.38	27.36	27.26	29.04	0.8017
25	1	63		24.27	24.33	24.42	23.94	23.65	23.78	27.12	27.01	27.12		
25	32	16		24.32	24.50	24.42	24.06	24.01	23.83	27.20	27.27	27.15		
25	1	1	QPSK	24.24	24.53	24.53	24.11	24.02	23.90	27.19	27.29	27.24		
25	1	63		24.20	24.33	24.43	24.01	23.64	23.82	27.12	27.01	27.15		
25	32	16		24.48	24.59	24.45	24.00	24.00	23.86	27.26	27.32	27.18		
25	1	1	16-QAM	24.81	24.41	24.64	24.03	24.10	23.83	27.45	27.27	27.26	29.11	0.8147
25	1	63		24.43	24.51	24.55	23.94	23.75	23.57	27.20	27.16	27.10		
25	32	16		24.43	24.50	24.48	24.01	24.05	23.87	27.24	27.29	27.20		
Limit	EIRP < 1W			Result									Pass	

Part27Q NR n77 Maximum Average Power [dBm], DG = 1.66 dBi														
BW	RB	RB	Mod	Antenna 6			Antenna 1			Combine			EIRP	EIRP
(MHz)	Size	Offset		Lowest	Middle	Highest	Lowest	Middle	Highest	Lowest	Middle	Highest	(dBm)	(W)
30	1	1	BPSK	24.74	24.17	24.53	24.10	24.30	24.01	27.44	27.25	27.29	29.10	0.8128
30	1	76		24.30	24.30	24.68	23.93	23.69	23.79	27.13	27.02	27.27		
30	36	18		24.37	24.52	24.46	23.97	23.96	23.92	27.18	27.26	27.21		
30	1	1	QPSK	24.29	24.68	24.52	24.19	24.14	23.91	27.25	27.43	27.24		
30	1	76		24.22	24.48	24.51	24.08	23.64	23.83	27.16	27.09	27.19		
30	36	18		24.39	24.55	24.51	23.97	24.01	23.86	27.20	27.30	27.21		
30	1	1	16-QAM	24.41	24.58	24.74	24.46	23.80	23.87	27.45	27.22	27.34	29.11	0.8147
30	1	76		24.43	24.38	24.62	24.25	23.70	23.86	27.35	27.06	27.27		
30	36	18		24.38	24.47	24.49	24.01	24.02	23.88	27.21	27.26	27.21		
Limit	EIRP < 1W			Result									Pass	

Part27Q NR n77 Maximum Average Power [dBm], DG = 1.66 dBi														
BW	RB	RB	Mod	Antenna 6			Antenna 1			Combine			EIRP	EIRP
(MHz)	Size	Offset		Lowest	Middle	Highest	Lowest	Middle	Highest	Lowest	Middle	Highest	(dBm)	(W)
40	1	1	BPSK	24.60	24.60	24.39	24.10	24.13	23.84	27.37	27.38	27.13	29.06	0.8054
40	1	104		24.41	24.33	24.48	23.99	23.65	23.79	27.22	27.01	27.16		
40	50	25		24.37	24.57	24.46	23.89	24.01	23.86	27.15	27.31	27.18		
40	1	1	QPSK	24.57	24.56	24.61	24.21	24.06	23.81	27.40	27.33	27.24		
40	1	104		24.42	24.38	24.48	23.96	23.57	23.90	27.21	27.00	27.21		
40	50	25		24.36	24.53	24.39	23.94	24.01	23.81	27.17	27.29	27.12		
40	1	1	16-QAM	24.68	24.76	24.31	24.42	24.29	23.56	27.56	27.54	26.96	29.22	0.8356
40	1	104		23.96	24.08	24.40	23.82	23.28	23.71	26.90	26.71	27.08		
40	50	25		24.30	24.54	24.43	23.92	24.01	23.88	27.12	27.29	27.17		
Limit	EIRP < 1W			Result									Pass	

Part27Q NR n77 Maximum Average Power [dBm], DG = 1.66 dBi														
BW	RB	RB	Mod	Antenna 6			Antenna 1			Combine			EIRP	EIRP
(MHz)	Size	Offset		Lowest	Middle	Highest	Lowest	Middle	Highest	Lowest	Middle	Highest	(dBm)	(W)
50	1	1	BPSK	24.62	24.64	24.84	24.29	24.08	24.07	27.47	27.38	27.48	29.14	0.8204
50	1	131		24.20	24.36	24.26	23.80	23.68	23.73	27.01	27.04	27.01		
50	64	32		24.35	24.51	24.35	23.97	23.94	23.76	27.17	27.24	27.08		
50	1	1	QPSK	24.44	24.70	24.53	24.25	24.11	24.03	27.36	27.43	27.30		
50	1	131		24.48	24.48	24.58	23.89	23.66	23.70	27.21	27.10	27.17		
50	64	32		24.32	24.49	24.41	23.97	23.99	23.77	27.16	27.26	27.11		
50	1	1	16-QAM	24.75	24.00	24.87	24.11	24.08	24.14	27.45	27.05	27.53	29.19	0.8299
50	1	131		24.57	24.26	24.38	23.98	23.35	23.83	27.30	26.84	27.12		
50	64	32		24.33	24.51	24.39	23.99	23.97	23.76	27.17	27.26	27.10		
Limit	EIRP < 1W			Result									Pass	

Part27Q NR n77 Maximum Average Power [dBm], DG = 1.66 dBi														
BW	RB	RB	Mod	Antenna 6			Antenna 1			Combine			EIRP	EIRP
(MHz)	Size	Offset		Lowest	Middle	Highest	Lowest	Middle	Highest	Lowest	Middle	Highest	(dBm)	(W)
60	1	1	BPSK	24.68	24.54	24.74	24.20	24.12	24.09	27.46	27.35	27.44	29.12	0.8166
60	1	160		24.40	24.24	24.27	23.68	23.54	23.72	27.07	26.91	27.01		
60	81	40		24.32	24.46	24.37	23.92	23.80	23.74	27.13	27.15	27.08		
60	1	1	QPSK	24.53	24.73	24.58	24.25	24.05	24.15	27.40	27.41	27.38		
60	1	160		24.19	24.29	24.37	23.52	23.73	23.65	26.88	27.03	27.04		
60	81	40		24.44	24.52	24.33	23.95	23.89	23.65	27.21	27.23	27.01		
60	1	1	16-QAM	24.27	24.41	24.78	23.83	23.87	24.21	27.07	27.16	27.51	29.17	0.8260
60	1	160		24.47	24.59	24.56	23.97	23.91	23.68	27.24	27.27	27.15		
60	81	40		24.49	24.56	24.42	23.98	23.97	23.77	27.25	27.29	27.12		
Limit	EIRP < 1W			Result									Pass	

Part27Q NR n77 Maximum Average Power [dBm], DG = 1.66 dBi														
BW	RB	RB	Mod	Antenna 6			Antenna 1			Combine			EIRP	EIRP
(MHz)	Size	Offset		Lowest	Middle	Highest	Lowest	Middle	Highest	Lowest	Middle	Highest	(dBm)	(W)
70	1	1	BPSK	24.69	24.69	24.71	24.27	24.14	24.23	27.50	27.43	27.49	29.23	0.8375
70	1	187		24.18	24.50	24.42	23.61	23.71	23.71	26.91	27.13	27.09		
70	90	45		24.41	24.54	24.46	24.00	23.98	23.82	27.22	27.28	27.16		
70	1	1	QPSK	24.85	24.78	24.62	24.24	24.17	24.28	27.57	27.50	27.46		
70	1	187		24.20	24.34	24.49	23.47	23.73	23.92	26.86	27.06	27.22		
70	90	45		24.37	24.54	24.45	23.96	24.01	23.75	27.18	27.29	27.12		
70	1	1	16-QAM	24.96	24.58	25.10	24.29	24.13	24.27	27.65	27.37	27.72	29.38	0.8670
70	1	187		24.20	24.47	24.72	23.43	23.78	23.62	26.84	27.15	27.22		
70	90	45		24.46	24.51	24.52	24.01	23.96	23.85	27.25	27.25	27.21		
Limit	EIRP < 1W			Result									Pass	

Part27Q NR n77 Maximum Average Power [dBm], DG = 1.66 dBi														
BW	RB	RB	Mod	Antenna 6			Antenna 1			Combine			EIRP	EIRP
(MHz)	Size	Offset		Lowest	Middle	Highest	Lowest	Middle	Highest	Lowest	Middle	Highest	(dBm)	(W)
80	1	1	BPSK	24.86	24.64	24.70	24.34	24.16	24.23	27.62	27.42	27.48	29.31	0.8531
80	1	215		24.34	24.38	24.43	23.63	23.74	23.73	27.01	27.08	27.10		
80	108	54		24.52	24.50	24.47	24.01	23.90	23.82	27.28	27.22	27.17		
80	1	1	QPSK	24.90	25.03	24.68	24.36	24.20	24.15	27.65	27.65	27.43		
80	1	215		24.34	24.41	24.35	23.70	23.72	23.85	27.04	27.09	27.12		
80	108	54		24.48	24.47	24.46	24.03	23.93	23.73	27.27	27.22	27.12		
80	1	1	16-QAM	25.12	24.78	25.07	24.36	24.60	24.42	27.77	27.70	27.77	29.43	0.8770
80	1	215		24.44	24.39	24.44	23.66	23.40	23.99	27.08	26.93	27.23		
80	108	54		24.52	24.56	24.40	23.93	23.89	23.78	27.25	27.25	27.11		
Limit	EIRP < 1W			Result									Pass	

Part27Q NR n77 Maximum Average Power [dBm], DG = 1.66 dBi														
BW	RB	RB	Mod	Antenna 6			Antenna 1			Combine			EIRP	EIRP
(MHz)	Size	Offset		Lowest	Middle	Highest	Lowest	Middle	Highest	Lowest	Middle	Highest	(dBm)	(W)
90	1	1	BPSK	24.81	24.98	24.89	24.37	24.38	24.36	27.61	27.70	27.64	29.45	0.8810
90	1	243		24.57	24.46	24.56	23.71	23.71	23.85	27.17	27.11	27.23		
90	120	60		24.45	24.53	24.56	23.88	23.93	23.92	27.18	27.25	27.26		
90	1	1	QPSK	24.79	25.16	24.92	24.45	24.37	24.37	27.63	27.79	27.66		
90	1	243		24.43	24.54	24.50	23.82	23.86	23.82	27.15	27.22	27.18		
90	120	60		24.46	24.49	24.52	23.98	23.96	23.94	27.24	27.24	27.25		
90	1	1	16-QAM	24.90	25.28	25.00	24.41	24.10	24.35	27.67	27.74	27.70	29.40	0.8710
90	1	243		24.56	24.76	24.53	23.54	23.62	23.82	27.09	27.24	27.20		
90	120	60		24.44	24.56	24.56	23.97	24.03	23.90	27.22	27.31	27.25		
Limit	EIRP < 1W			Result									Pass	

Part27Q NR n77 Maximum Average Power [dBm], DG = 1.66 dBi														
BW	RB	RB	Mod	Antenna 6			Antenna 1			Combine			EIRP	EIRP
(MHz)	Size	Offset		Lowest	Middle	Highest	Lowest	Middle	Highest	Lowest	Middle	Highest	(dBm)	(W)
100	1	1	BPSK	-	25.28	-	-	24.37	-	-	27.86	-	29.52	0.8954
100	1	271		-	24.65	-	-	23.84	-	-	27.27	-		
100	135	67		-	24.56	-	-	23.91	-	-	27.26	-		
100	1	1	QPSK	-	24.97	-	-	24.52	-	-	27.76	-		
100	1	271		-	24.74	-	-	23.88	-	-	27.34	-		
100	135	67		-	24.53	-	-	23.97	-	-	27.27	-		
100	1	1	16-QAM	-	25.33	-	-	24.74	-	-	28.06	-	29.72	0.9376
100	1	271		-	24.81	-	-	23.68	-	-	27.29	-		
100	135	67		-	24.56	-	-	23.97	-	-	27.29	-		
Limit	EIRP < 1W			Result									Pass	

Part27Q NR n78 Maximum Average Power [dBm], DG = 1.83 dBi														
BW	RB	RB	Mod	Antenna 6			Antenna 1			Combine			EIRP	EIRP
(MHz)	Size	Offset		Lowest	Middle	Highest	Lowest	Middle	Highest	Lowest	Middle	Highest	(dBm)	(W)
10	1	1	QPSK	24.13	24.52	24.44	24.16	24.11	23.97	27.16	27.33	27.22	29.24	0.8395
10	1	22		24.56	24.40	24.54	24.02	24.03	24.02	27.31	27.23	27.30		
10	12	6		24.38	24.26	24.60	24.08	24.14	24.03	27.24	27.21	27.33		
10	1	1		24.68	24.47	24.54	24.10	24.19	24.03	27.41	27.34	27.30		
10	1	22		24.27	24.12	24.49	23.92	24.08	23.81	27.11	27.11	27.17		
10	12	6		24.38	24.30	24.55	24.13	24.09	24.07	27.27	27.21	27.33		
10	1	1	16-QAM	24.32	24.29	24.28	24.60	23.92	24.16	27.47	27.12	27.23	29.33	0.8570
10	1	22	64-QAM	24.67	24.11	24.30	24.31	23.98	23.95	27.50	27.06	27.14		
10	12	6	256-QAM	24.24	24.52	24.62	24.11	24.13	23.90	27.19	27.34	27.29		
Limit	EIRP < 1W			Result									Pass	

Part27Q NR n78 Maximum Average Power [dBm], DG = 1.83 dBi														
BW	RB	RB	Mod	Antenna 6			Antenna 1			Combine			EIRP	EIRP
(MHz)	Size	Offset		Lowest	Middle	Highest	Lowest	Middle	Highest	Lowest	Middle	Highest	(dBm)	(W)
15	1	1	QPSK	24.49	24.79	24.41	24.26	23.95	23.91	27.39	27.40	27.18	29.23	0.8375
15	1	36		23.93	24.06	24.73	24.00	23.88	23.95	26.98	26.98	27.37		
15	18	9		24.52	24.48	24.50	24.11	24.09	24.02	27.33	27.30	27.28		
15	1	1		24.22	24.64	24.46	24.16	24.02	23.97	27.20	27.35	27.23		
15	1	36		24.27	24.53	24.66	24.09	24.02	24.07	27.19	27.29	27.39		
15	18	9		24.41	24.52	24.45	24.01	24.10	23.97	27.22	27.33	27.23		
15	1	1	16-QAM	24.47	24.17	24.02	23.97	24.13	23.80	27.24	27.16	26.92	29.19	0.8299
15	1	36	64-QAM	24.34	24.45	24.34	24.23	24.00	23.88	27.30	27.24	27.13		
15	18	9	256-QAM	24.63	24.59	24.39	24.06	23.99	23.98	27.36	27.31	27.20		
Limit	EIRP < 1W			Result									Pass	

Part27Q NR n78 Maximum Average Power [dBm], DG = 1.83 dBi														
BW	RB	RB	Mod	Antenna 6			Antenna 1			Combine			EIRP	EIRP
(MHz)	Size	Offset		Lowest	Middle	Highest	Lowest	Middle	Highest	Lowest	Middle	Highest	(dBm)	(W)
20	1	1	QPSK	24.09	24.61	24.42	24.20	24.12	23.74	27.16	27.38	27.10	29.22	0.8356
20	1	49		24.23	24.39	24.31	23.96	23.77	23.92	27.11	27.10	27.13		
20	25	12		24.53	24.51	24.45	24.13	24.10	24.01	27.34	27.32	27.25		
20	1	1		24.55	24.61	24.37	24.20	24.14	24.05	27.39	27.39	27.22		
20	1	49		24.16	24.63	24.59	23.87	23.95	24.09	27.03	27.31	27.36		
20	25	12		24.43	24.55	24.39	24.06	24.12	24.06	27.26	27.35	27.24		
20	1	1	16-QAM	24.34	24.29	24.21	24.08	24.44	24.03	27.22	27.38	27.13	29.21	0.8337
20	1	49	64-QAM	24.08	24.50	24.51	23.95	24.03	24.19	27.03	27.28	27.36		
20	25	12	256-QAM	24.42	24.52	24.46	24.09	23.99	23.94	27.27	27.27	27.22		
Limit	EIRP < 1W			Result									Pass	

Part27Q NR n78 Maximum Average Power [dBm], DG = 1.83 dBi														
BW	RB	RB	Mod	Antenna 6			Antenna 1			Combine			EIRP	EIRP
(MHz)	Size	Offset		Lowest	Middle	Highest	Lowest	Middle	Highest	Lowest	Middle	Highest	(dBm)	(W)
25	1	1	QPSK	24.51	24.51	24.72	24.25	24.31	24.21	27.39	27.42	27.48	29.37	0.8650
25	1	63		24.38	24.40	24.71	23.87	23.72	24.25	27.14	27.08	27.50		
25	32	16		24.46	24.53	24.75	24.06	24.09	24.26	27.27	27.33	27.52		
25	1	1		24.48	24.61	24.74	24.20	24.18	24.30	27.35	27.41	27.54		
25	1	63		24.25	24.17	24.41	23.98	23.79	24.14	27.13	26.99	27.29		
25	32	16		24.44	24.49	24.80	24.07	24.10	24.25	27.27	27.31	27.54		
25	1	1	16-QAM	24.55	24.55	24.76	24.13	24.16	24.16	27.36	27.37	27.48	29.52	0.8954
25	1	63	64-QAM	24.43	24.71	24.64	23.85	23.94	24.29	27.16	27.35	27.48		
25	32	16	256-QAM	24.53	24.89	24.77	24.08	24.45	24.24	27.32	27.69	27.52		
Limit	EIRP < 1W			Result									Pass	

Part27Q NR n78 Maximum Average Power [dBm], DG = 1.83 dBi														
BW	RB	RB	Mod	Antenna 6			Antenna 1			Combine			EIRP	EIRP
(MHz)	Size	Offset		Lowest	Middle	Highest	Lowest	Middle	Highest	Lowest	Middle	Highest	(dBm)	(W)
30	1	1	QPSK	24.99	24.86	24.71	24.42	24.47	24.18	27.72	27.68	27.46	29.71	0.9354
30	1	76		24.78	24.45	24.86	24.26	24.11	24.21	27.54	27.29	27.56		
30	36	18		24.69	24.80	24.79	24.36	24.39	24.32	27.54	27.61	27.57		
30	1	1		25.19	25.15	24.75	24.53	24.57	24.30	27.88	27.88	27.54		
30	1	76		24.76	24.81	25.01	24.38	24.01	24.25	27.58	27.44	27.66		
30	36	18		24.71	24.74	24.68	24.33	24.41	24.22	27.53	27.59	27.47		
30	1	1	16-QAM	25.17	24.96	24.74	24.76	24.47	24.04	27.98	27.73	27.41	29.81	0.9572
30	1	76	64-QAM	25.16	25.44	24.87	24.72	23.82	24.11	27.96	27.72	27.52		
30	36	18	256-QAM	24.74	24.86	24.77	24.31	24.43	24.34	27.54	27.66	27.57		
Limit	EIRP < 1W			Result									Pass	

Part27Q NR n78 Maximum Average Power [dBm], DG = 1.83 dBi														
BW	RB	RB	Mod	Antenna 6			Antenna 1			Combine			EIRP	EIRP
(MHz)	Size	Offset		Lowest	Middle	Highest	Lowest	Middle	Highest	Lowest	Middle	Highest	(dBm)	(W)
40	1	1	QPSK	24.95	24.75	24.81	24.53	24.38	24.30	27.76	27.58	27.57	29.61	0.9141
40	1	104		24.77	24.64	24.60	24.39	24.03	24.13	27.59	27.36	27.38		
40	50	25		24.71	24.88	24.77	24.31	24.44	24.26	27.52	27.68	27.53		
40	1	1		25.03	24.82	24.95	24.49	24.48	24.27	27.78	27.66	27.63		
40	1	104		24.76	24.51	24.64	24.38	24.00	24.12	27.58	27.27	27.40		
40	50	25		24.65	24.81	24.82	24.28	24.39	24.30	27.48	27.62	27.58		
40	1	1	16-QAM	24.87	24.50	24.86	24.34	23.68	24.53	27.62	27.12	27.71	29.54	0.8995
40	1	104	64-QAM	24.82	24.25	24.32	24.20	23.19	23.89	27.53	26.76	27.12		
40	50	25	256-QAM	24.66	24.85	24.72	24.31	24.40	24.21	27.50	27.64	27.48		
Limit	EIRP < 1W			Result									Pass	

Part27Q NR n78 Maximum Average Power [dBm], DG = 1.83 dBi														
BW	RB	RB	Mod	Antenna 6			Antenna 1			Combine			EIRP	EIRP
(MHz)	Size	Offset		Lowest	Middle	Highest	Lowest	Middle	Highest	Lowest	Middle	Highest	(dBm)	(W)
50	1	1	QPSK	25.13	24.77	25.11	24.49	24.43	24.45	27.83	27.61	27.80	29.70	0.9333
50	1	131		24.65	24.66	24.80	24.21	24.02	24.24	27.45	27.36	27.54		
50	64	32		24.69	24.81	24.73	24.33	24.38	24.21	27.52	27.61	27.49		
50	1	1		25.13	24.91	24.87	24.57	24.43	24.46	27.87	27.69	27.68		
50	1	131		24.67	24.68	24.70	24.25	24.10	24.10	27.48	27.41	27.42		
50	64	32		24.70	24.82	24.74	24.37	24.40	24.17	27.55	27.63	27.47		
50	1	1	16-QAM	24.98	24.83	25.00	24.69	24.29	24.69	27.85	27.58	27.86	29.69	0.9311
50	1	131	64-QAM	23.90	24.72	24.77	23.82	24.18	24.27	26.87	27.47	27.54		
50	64	32	256-QAM	24.72	24.78	24.69	24.32	24.36	24.22	27.53	27.59	27.47		
Limit	EIRP < 1W			Result									Pass	

Part27Q NR n78 Maximum Average Power [dBm], DG = 1.83 dBi														
BW	RB	RB	Mod	Antenna 6			Antenna 1			Combine			EIRP	EIRP
(MHz)	Size	Offset		Lowest	Middle	Highest	Lowest	Middle	Highest	Lowest	Middle	Highest	(dBm)	(W)
60	1	1	QPSK	24.90	24.93	24.82	24.51	24.26	24.48	27.72	27.62	27.66	29.73	0.9397
60	1	160		24.45	24.52	24.75	24.12	24.00	24.02	27.30	27.28	27.41		
60	81	40		24.67	24.82	24.69	24.31	24.33	24.03	27.50	27.59	27.38		
60	1	1		24.82	24.75	25.12	24.55	24.34	24.64	27.70	27.56	27.90		
60	1	160		24.48	24.60	24.63	23.99	24.03	24.13	27.25	27.33	27.40		
60	81	40		24.83	24.75	24.74	24.42	24.32	24.07	27.64	27.55	27.43		
60	1	1	16-QAM	25.09	24.21	25.30	24.13	24.13	24.36	27.65	27.18	27.87	29.70	0.9333
60	1	160	64-QAM	24.26	24.46	24.90	23.64	24.11	24.52	26.97	27.30	27.72		
60	81	40	256-QAM	24.74	24.65	24.58	24.37	24.28	24.09	27.57	27.48	27.35		
Limit	EIRP < 1W			Result									Pass	

Part27Q NR n78 Maximum Average Power [dBm], DG = 1.83 dBi														
BW	RB	RB	Mod	Antenna 6			Antenna 1			Combine			EIRP	EIRP
(MHz)	Size	Offset		Lowest	Middle	Highest	Lowest	Middle	Highest	Lowest	Middle	Highest	(dBm)	(W)
70	1	1	QPSK	24.86	25.02	25.04	24.57	24.52	24.64	27.73	27.79	27.85	29.74	0.9419
70	1	187		24.41	24.53	24.71	23.91	24.10	24.10	27.18	27.33	27.43		
70	90	45		24.71	24.80	24.77	24.30	24.34	24.13	27.52	27.59	27.47		
70	1	1		25.06	25.03	25.15	24.58	24.41	24.63	27.84	27.74	27.91		
70	1	187		24.43	24.56	24.84	23.96	24.13	24.21	27.21	27.36	27.55		
70	90	45		24.71	24.77	24.80	24.37	24.38	24.25	27.55	27.59	27.54		
70	1	1	16-QAM	24.90	25.04	25.58	24.36	24.44	24.36	27.65	27.76	28.02	29.85	0.9661
70	1	187	64-QAM	24.38	24.58	25.27	23.85	24.38	24.30	27.13	27.49	27.82		
70	90	45	256-QAM	24.65	24.84	24.78	24.42	24.29	24.19	27.55	27.58	27.51		
Limit	EIRP < 1W			Result									Pass	

Part27Q NR n78 Maximum Average Power [dBm], DG = 1.83 dBi														
BW	RB	RB	Mod	Antenna 6			Antenna 1			Combine			EIRP	EIRP
(MHz)	Size	Offset		Lowest	Middle	Highest	Lowest	Middle	Highest	Lowest	Middle	Highest	(dBm)	(W)
80	1	1	QPSK	25.06	25.12	25.02	24.64	24.59	24.54	27.87	27.87	27.80	29.77	0.9484
80	1	215		24.53	24.57	24.75	24.11	24.11	24.13	27.34	27.36	27.46		
80	108	54		24.77	24.78	24.82	24.32	24.29	24.22	27.56	27.55	27.54		
80	1	1		25.04	25.24	25.11	24.72	24.59	24.61	27.89	27.94	27.88		
80	1	215		24.35	24.56	24.90	24.10	24.12	24.23	27.24	27.36	27.59		
80	108	54		24.74	24.69	24.78	24.33	24.36	24.26	27.55	27.54	27.54		
80	1	1	16-QAM	25.06	25.12	25.29	24.96	24.71	24.50	28.02	27.93	27.92	29.85	0.9661
80	1	215	64-QAM	24.46	24.33	24.76	23.91	23.74	24.41	27.20	27.06	27.60		
80	108	54	256-QAM	24.72	24.71	24.82	24.36	24.32	24.26	27.55	27.53	27.56		
Limit	EIRP < 1W			Result									Pass	

Part27Q NR n78 Maximum Average Power [dBm], DG = 1.83 dBi														
BW	RB	RB	Mod	Antenna 6			Antenna 1			Combine			EIRP	EIRP
(MHz)	Size	Offset		Lowest	Middle	Highest	Lowest	Middle	Highest	Lowest	Middle	Highest	(dBm)	(W)
90	1	1	QPSK	25.13	25.29	25.17	24.66	24.61	24.74	27.91	27.97	27.97	29.88	0.9727
90	1	243		24.75	24.65	24.82	24.12	24.18	24.20	27.46	27.43	27.53		
90	120	60		24.77	24.78	24.84	24.33	24.28	24.30	27.57	27.55	27.59		
90	1	1		25.27	25.32	25.30	24.74	24.72	24.77	28.02	28.04	28.05		
90	1	243		24.63	24.74	24.91	24.10	24.31	24.25	27.38	27.54	27.60		
90	120	60		24.75	24.85	24.84	24.27	24.31	24.29	27.53	27.60	27.58		
90	1	1	16-QAM	25.08	25.21	25.16	24.65	24.77	24.66	27.88	28.01	27.93	29.84	0.9638
90	1	243	64-QAM	24.60	25.01	25.03	24.10	24.21	24.27	27.37	27.64	27.68		
90	120	60	256-QAM	24.74	24.77	24.84	24.26	24.32	24.24	27.52	27.56	27.56		
Limit	EIRP < 1W			Result									Pass	

Part27Q NR n78 Maximum Average Power [dBm], DG = 1.83 dBi														
BW	RB	RB	Mod	Antenna 6			Antenna 1			Combine			EIRP	EIRP
(MHz)	Size	Offset		Lowest	Middle	Highest	Lowest	Middle	Highest	Lowest	Middle	Highest	(dBm)	(W)
100	1	1	QPSK	-	25.15	-	-	24.72	-	-	27.95	-	29.87	0.9705
100	1	271		-	24.64	-	-	24.29	-	-	27.48	-		
100	135	67		-	24.78	-	-	24.25	-	-	27.53	-		
100	1	1		-	25.39	-	-	24.63	-	-	28.04	-		
100	1	271		-	24.94	-	-	24.16	-	-	27.58	-		
100	135	67		-	24.85	-	-	24.23	-	-	27.56	-		
100	1	1	16-QAM	-	25.41	-	-	24.62	-	-	28.04	-	29.87	0.9705
100	1	271	64-QAM	-	24.69	-	-	24.15	-	-	27.44	-		
100	135	67	256-QAM	-	24.85	-	-	24.35	-	-	27.62	-		
Limit	EIRP < 1W			Result									Pass	

<MIMO Mode>

NR n41 Maximum Average Power [dBm], DG = -3.31 dBi														
BW	RB	RB	Mod	Antenna 2			Antenna 1			Combine			EIRP	EIRP
(MHz)	Size	Offset		Lowest	Middle	Highest	Lowest	Middle	Highest	Lowest	Middle	Highest	(dBm)	(W)
10	1	1	QPSK	23.14	23.17	23.05	23.22	22.83	22.62	26.19	26.01	25.85	22.92	0.1959
10	1	22		23.20	23.10	23.03	23.17	22.85	22.60	26.20	25.99	25.83		
10	12	6		23.16	23.22	23.00	23.28	22.94	22.63	26.23	26.09	25.83		
10	1	0		19.69	19.55	19.65	19.73	19.25	19.08	22.72	22.41	22.38		
10	1	23		19.59	19.47	19.35	19.59	19.21	19.07	22.60	22.35	22.22		
10	24	0		21.69	21.70	21.45	21.69	21.32	21.04	24.70	24.52	24.26		
10	1	1	16-QAM	23.19	22.87	23.18	23.25	23.00	22.70	26.23	25.95	25.96	22.92	0.1959
10	1	1	64-QAM	21.72	21.94	21.69	21.87	21.19	21.18	24.81	24.59	24.45		
10	1	1	256-QAM	17.40	17.46	17.47	17.81	17.30	17.12	20.62	20.39	20.31		
Limit	EIRP < 2W			Result									Pass	

NR n41 Maximum Average Power [dBm], DG = -3.31 dBi														
BW	RB	RB	Mod	Antenna 2			Antenna 1			Combine			EIRP	EIRP
(MHz)	Size	Offset		Lowest	Middle	Highest	Lowest	Middle	Highest	Lowest	Middle	Highest	(dBm)	(W)
15	1	1	QPSK	23.20	23.08	23.30	23.33	22.95	22.79	26.28	26.03	26.06	22.99	0.1991
15	1	36		23.27	23.15	23.18	23.31	23.02	22.79	26.30	26.10	26.00		
15	19	9		23.27	23.24	23.27	23.25	22.87	22.82	26.27	26.07	26.06		
15	1	0		19.65	19.50	19.54	19.83	19.32	19.40	22.75	22.42	22.48		
15	1	37		19.66	19.53	19.54	19.71	19.30	19.29	22.70	22.43	22.43		
15	38	0		21.71	21.70	21.66	21.74	21.33	21.23	24.74	24.53	24.46		
15	1	1	16-QAM	23.14	22.91	23.39	23.44	22.81	23.10	26.30	25.87	26.26	22.99	0.1991
15	1	1	64-QAM	21.83	21.76	21.52	21.85	21.33	21.21	24.85	24.56	24.38		
15	1	1	256-QAM	17.66	17.23	17.48	17.30	17.23	17.24	20.49	20.24	20.37		
Limit	EIRP < 2W			Result									Pass	

NR n41 Maximum Average Power [dBm], DG = -3.31 dBi														
BW	RB	RB	Mod	Antenna 2			Antenna 1			Combine			EIRP	EIRP
(MHz)	Size	Offset		Lowest	Middle	Highest	Lowest	Middle	Highest	Lowest	Middle	Highest	(dBm)	(W)
20	1	1	QPSK	23.07	23.03	23.19	23.20	22.87	22.79	26.15	25.96	26.00	22.86	0.1932
20	1	49		23.12	23.20	23.13	23.07	22.70	22.84	26.11	25.97	26.00		
20	25	12		23.25	23.19	23.32	23.07	22.87	22.81	26.17	26.04	26.08		
20	1	0		19.53	19.56	19.64	19.60	19.07	19.26	22.58	22.33	22.46		
20	1	50		19.58	19.58	19.47	19.57	19.26	19.20	22.59	22.43	22.35		
20	51	0		21.63	21.67	21.71	21.55	21.33	21.21	24.60	24.51	24.48		
20	1	1	16-QAM	23.07	23.05	23.39	23.21	22.85	22.95	26.15	25.96	26.19	22.88	0.1941
20	1	1	64-QAM	21.44	21.16	21.56	21.70	21.48	21.36	24.58	24.33	24.47		
20	1	1	256-QAM	17.48	17.42	17.81	17.69	17.45	17.13	20.60	20.45	20.49		
Limit	EIRP < 2W			Result									Pass	

NR n41 Maximum Average Power [dBm], DG = -3.31 dBi														
BW	RB	RB	Mod	Antenna 2			Antenna 1			Combine			EIRP	EIRP
(MHz)	Size	Offset		Lowest	Middle	Highest	Lowest	Middle	Highest	Lowest	Middle	Highest	(dBm)	(W)
25	1	1	QPSK	23.18	23.12	23.26	23.20	23.01	22.55	26.20	26.08	25.93	22.89	0.1945
25	1	63		23.24	23.10	23.05	22.94	22.77	22.74	26.10	25.95	25.91		
25	33	16		23.21	23.21	23.23	23.17	22.86	22.71	26.20	26.05	25.99		
25	1	0		19.60	19.43	19.61	19.70	19.25	19.10	22.66	22.35	22.37		
25	1	64		19.50	19.51	19.37	19.55	19.32	19.19	22.54	22.43	22.29		
25	65	0		21.66	21.67	21.64	21.61	21.37	21.24	24.65	24.53	24.45		
25	1	1	16-QAM	23.04	23.12	23.33	23.48	22.77	22.67	26.28	25.96	26.02	22.97	0.1982
25	1	1	64-QAM	21.62	21.32	21.52	21.76	21.49	21.00	24.70	24.42	24.28		
25	1	1	256-QAM	17.51	17.62	17.50	17.74	17.32	17.15	20.64	20.48	20.34		
Limit	EIRP < 2W			Result									Pass	

NR n41 Maximum Average Power [dBm], DG = -3.31 dBi														
BW	RB	RB	Mod	Antenna 2			Antenna 1			Combine			EIRP	EIRP
(MHz)	Size	Offset		Lowest	Middle	Highest	Lowest	Middle	Highest	Lowest	Middle	Highest	(dBm)	(W)
30	1	1	QPSK	23.19	23.12	23.29	23.43	22.90	22.78	26.32	26.02	26.05	23.01	0.2000
30	1	76		23.02	23.16	23.22	23.30	22.82	22.91	26.17	26.00	26.08		
30	39	19		23.27	23.24	23.36	23.23	22.90	22.90	26.26	26.08	26.15		
30	1	0		19.69	19.43	19.76	19.68	19.50	19.31	22.70	22.48	22.55		
30	1	77		19.49	19.57	19.62	19.76	19.26	19.32	22.64	22.43	22.48		
30	78	0		21.75	21.64	21.77	21.67	21.36	21.34	24.72	24.51	24.57		
30	1	1	16-QAM	23.19	22.91	23.39	23.21	22.95	22.90	26.21	25.94	26.16	22.90	0.1950
30	1	1	64-QAM	21.55	21.44	21.77	22.05	21.57	21.31	24.82	24.52	24.56		
30	1	1	256-QAM	17.68	17.55	17.45	17.58	17.50	17.42	20.64	20.54	20.45		
Limit	EIRP < 2W			Result									Pass	

NR n41 Maximum Average Power [dBm], DG = -3.31 dBi														
BW	RB	RB	Mod	Antenna 2			Antenna 1			Combine			EIRP	EIRP
(MHz)	Size	Offset		Lowest	Middle	Highest	Lowest	Middle	Highest	Lowest	Middle	Highest	(dBm)	(W)
40	1	1	QPSK	23.22	23.26	23.37	23.26	22.86	22.51	26.25	26.07	25.97	22.94	0.1968
40	1	76		23.08	23.26	23.25	23.23	22.76	22.73	26.17	26.03	26.01		
40	39	19		23.13	23.13	23.32	23.09	22.92	22.81	26.12	26.04	26.08		
40	1	0		19.63	19.55	19.69	19.58	19.39	18.91	22.62	22.48	22.33		
40	1	77		19.45	19.69	19.57	19.62	19.31	19.19	22.55	22.51	22.39		
40	78	0		21.59	21.64	21.75	21.54	21.32	21.25	24.58	24.49	24.52		
40	1	1	16-QAM	23.17	22.99	23.66	23.38	22.93	22.64	26.29	25.97	26.19	22.98	0.1986
40	1	1	64-QAM	21.65	21.54	21.97	21.29	21.61	21.07	24.48	24.59	24.55		
40	1	1	256-QAM	17.54	17.25	17.57	17.51	17.69	17.16	20.54	20.49	20.38		
Limit	EIRP < 2W			Result									Pass	

NR n41 Maximum Average Power [dBm], DG = -3.31 dBi														
BW	RB	RB	Mod	Antenna 2			Antenna 1			Combine			EIRP	EIRP
(MHz)	Size	Offset		Lowest	Middle	Highest	Lowest	Middle	Highest	Lowest	Middle	Highest	(dBm)	(W)
50	1	1	QPSK	23.27	23.04	23.42	23.22	23.01	22.89	26.26	26.04	26.17	22.95	0.1972
50	1	131		23.32	23.34	23.45	23.00	22.83	22.98	26.17	26.10	26.23		
50	67	33		23.24	23.16	23.42	23.17	22.91	22.84	26.22	26.05	26.15		
50	1	0		19.61	19.40	19.49	19.80	19.29	19.22	22.72	22.36	22.37		
50	1	132		19.61	19.70	19.42	19.52	19.07	19.29	22.58	22.41	22.37		
50	133	0		21.65	21.72	21.79	21.67	21.41	21.27	24.67	24.58	24.55		
50	1	1	16-QAM	23.30	23.10	23.31	23.40	22.94	22.47	26.36	26.03	25.92	23.05	0.2018
50	1	1	64-QAM	21.63	21.39	21.98	21.83	21.35	21.17	24.74	24.38	24.60		
50	1	1	256-QAM	18.14	17.19	17.47	17.56	17.37	17.09	20.87	20.29	20.29		
Limit	EIRP < 2W			Result									Pass	

NR n41 Maximum Average Power [dBm], DG = -3.31 dBi														
BW	RB	RB	Mod	Antenna 2			Antenna 1			Combine			EIRP	EIRP
(MHz)	Size	Offset		Lowest	Middle	Highest	Lowest	Middle	Highest	Lowest	Middle	Highest	(dBm)	(W)
60	1	1	QPSK	23.05	22.85	23.17	23.04	23.01	22.75	26.06	25.94	25.98	22.83	0.1919
60	1	160		23.25	23.16	23.14	23.00	22.69	22.85	26.14	25.94	26.01		
60	81	40		23.09	23.20	23.25	23.01	22.94	22.74	26.06	26.08	26.01		
60	1	0		19.60	19.42	19.64	19.63	19.39	19.13	22.63	22.42	22.40		
60	1	161		19.61	19.51	19.51	19.34	19.32	19.42	22.49	22.43	22.48		
60	162	0		21.51	21.62	21.66	21.52	21.26	21.20	24.53	24.45	24.45		
60	1	1	16-QAM	23.11	23.30	23.39	23.14	22.82	23.14	26.14	26.08	26.28	22.97	0.1982
60	1	1	64-QAM	21.64	21.62	21.63	21.77	21.57	21.07	24.72	24.61	24.37		
60	1	1	256-QAM	17.50	17.20	17.51	17.42	17.74	17.53	20.47	20.49	20.53		
Limit	EIRP < 2W			Result									Pass	

NR n41 Maximum Average Power [dBm], DG = -3.31 dBi														
BW	RB	RB	Mod	Antenna 2			Antenna 1			Combine			EIRP	EIRP
(MHz)	Size	Offset		Lowest	Middle	Highest	Lowest	Middle	Highest	Lowest	Middle	Highest	(dBm)	(W)
70	1	1	QPSK	23.26	23.11	23.16	23.23	23.11	22.66	26.26	26.12	25.93	22.95	0.1972
70	1	187		23.17	23.15	23.11	22.96	22.75	23.05	26.08	25.96	26.09		
70	95	47		23.17	23.20	23.22	23.12	22.86	22.69	26.16	26.04	25.97		
70	1	0		19.60	19.60	19.52	19.66	19.41	19.14	22.64	22.52	22.34		
70	1	188		19.61	19.69	19.49	19.50	19.22	19.34	22.57	22.47	22.43		
70	189	0		21.67	21.62	21.71	21.60	21.39	21.07	24.65	24.52	24.41		
70	1	1	16-QAM	23.40	23.13	23.34	23.37	22.94	22.51	26.40	26.05	25.96	23.09	0.2037
70	1	1	64-QAM	21.58	21.66	21.48	21.83	21.86	21.48	24.72	24.77	24.49		
70	1	1	256-QAM	17.37	17.20	17.40	17.68	17.28	16.97	20.54	20.25	20.20		
Limit	EIRP < 2W			Result									Pass	

NR n41 Maximum Average Power [dBm], DG = -3.31 dBi														
BW	RB	RB	Mod	Antenna 2			Antenna 1			Combine			EIRP	EIRP
(MHz)	Size	Offset		Lowest	Middle	Highest	Lowest	Middle	Highest	Lowest	Middle	Highest	(dBm)	(W)
80	1	1	QPSK	23.32	23.11	23.29	23.20	23.15	22.68	26.27	26.14	26.01	22.96	0.1977
80	1	215		23.16	23.39	23.33	23.08	23.04	22.99	26.13	26.23	26.17		
80	109	54		23.04	23.16	23.31	23.09	22.94	22.73	26.08	26.06	26.04		
80	1	0		19.78	19.49	19.63	19.94	19.57	19.31	22.87	22.54	22.48		
80	1	216		19.68	19.74	19.57	19.59	19.54	19.39	22.65	22.65	22.49		
80	217	0		21.63	21.60	21.72	21.58	21.38	21.14	24.62	24.50	24.45		
80	1	1	16-QAM	23.55	23.16	23.38	23.27	23.05	22.80	26.42	26.12	26.11	23.11	0.2046
80	1	1	64-QAM	21.68	21.64	22.05	21.66	21.65	21.58	24.68	24.66	24.83		
80	1	1	256-QAM	17.77	17.20	17.34	17.69	17.62	17.02	20.74	20.43	20.19		
Limit	EIRP < 2W			Result									Pass	

NR n41 Maximum Average Power [dBm], DG = -3.31 dBi														
BW	RB	RB	Mod	Antenna 2			Antenna 1			Combine			EIRP	EIRP
(MHz)	Size	Offset		Lowest	Middle	Highest	Lowest	Middle	Highest	Lowest	Middle	Highest	(dBm)	(W)
90	1	1	QPSK	23.31	23.14	23.28	23.37	23.22	22.97	26.35	26.19	26.14	23.04	0.2014
90	1	243		23.22	23.56	23.49	22.97	22.73	23.07	26.11	26.18	26.30		
90	123	61		23.09	23.20	23.24	23.13	22.84	22.74	26.12	26.03	26.01		
90	1	0		19.66	19.61	19.70	19.83	19.67	19.26	22.76	22.65	22.50		
90	1	244		19.61	19.82	19.56	19.25	19.32	19.51	22.44	22.59	22.55		
90	245	0		21.52	21.60	21.69	21.63	21.32	21.32	24.59	24.47	24.52		
90	1	1	16-QAM	23.09	23.28	23.44	23.20	23.23	22.98	26.16	26.27	26.23	22.96	0.1977
90	1	1	64-QAM	21.72	21.79	21.46	22.19	21.31	21.59	24.97	24.57	24.54		
90	1	1	256-QAM	17.55	17.64	17.82	17.98	17.67	17.15	20.78	20.67	20.51		
Limit	EIRP < 2W			Result									Pass	

NR n41 Maximum Average Power [dBm], DG = -3.31 dBi														
BW	RB	RB	Mod	Antenna 2			Antenna 1			Combine			EIRP	EIRP
(MHz)	Size	Offset		Lowest	Middle	Highest	Lowest	Middle	Highest	Lowest	Middle	Highest	(dBm)	(W)
100	1	1	QPSK	23.42	23.08	23.42	23.40	23.29	23.04	26.42	26.20	26.24	23.11	0.2046
100	1	271		23.30	23.34	23.26	22.99	22.97	22.99	26.16	26.17	26.14		
100	137	68		23.00	23.23	23.24	22.95	22.82	22.76	25.99	26.04	26.02		
100	1	0		19.68	19.65	19.85	19.89	19.80	19.32	22.80	22.74	22.60		
100	1	272		19.65	19.92	19.76	19.48	19.36	19.53	22.58	22.66	22.66		
100	273	0		21.58	21.69	21.76	21.46	21.38	21.28	24.53	24.55	24.54		
100	1	1	16-QAM	23.53	23.42	23.22	23.39	23.30	23.06	26.47	26.37	26.15	23.16	0.2070
100	1	1	64-QAM	21.72	21.62	21.77	21.75	21.67	21.64	24.75	24.66	24.72		
100	1	1	256-QAM	17.57	17.67	17.66	17.58	17.62	17.46	20.59	20.66	20.57		
Limit	EIRP < 2W			Result									Pass	

Part27O NR n77 Maximum Average Power [dBm], DG = -0.95 dBi														
BW	RB	RB	Mod	Antenna 6			Antenna 1			Combine			EIRP	EIRP
(MHz)	Size	Offset		Lowest	Middle	Highest	Lowest	Middle	Highest	Lowest	Middle	Highest	(dBm)	(W)
10	1	1	QPSK	22.29	22.38	22.17	21.78	21.76	21.40	25.05	25.09	24.81	24.20	0.2630
10	1	22		22.29	22.45	22.12	21.70	21.80	21.36	25.02	25.15	24.77		
10	12	6		22.28	22.42	22.10	21.82	21.74	21.33	25.07	25.10	24.74		
10	1	0		19.82	19.88	19.58	19.50	19.22	18.87	22.67	22.57	22.25		
10	1	23		19.89	19.96	19.49	19.14	19.13	18.96	22.54	22.58	22.24		
10	24	0		21.74	21.91	21.54	21.40	21.26	20.90	24.58	24.61	24.24		
10	1	1	16-QAM	22.28	22.55	22.21	22.07	21.67	21.35	25.19	25.14	24.81	24.24	0.2655
10	1	1	64-QAM	21.79	21.91	21.47	21.35	21.35	20.93	24.59	24.65	24.22		
10	1	1	256-QAM	17.71	18.05	18.19	17.32	17.23	16.55	20.53	20.67	20.46		
Limit	EIRP < 1W			Result									Pass	

Part27O NR n77 Maximum Average Power [dBm], DG = -0.95 dBi														
BW	RB	RB	Mod	Antenna 6			Antenna 1			Combine			EIRP	EIRP
(MHz)	Size	Offset		Lowest	Middle	Highest	Lowest	Middle	Highest	Lowest	Middle	Highest	(dBm)	(W)
15	1	1	QPSK	22.26	22.55	22.20	21.86	21.75	21.36	25.07	25.18	24.81	24.23	0.2649
15	1	36		22.33	22.52	22.05	21.87	21.63	21.47	25.12	25.11	24.78		
15	19	9		22.32	22.47	22.18	21.85	21.74	21.48	25.10	25.13	24.85		
15	1	0		19.75	20.04	19.69	19.35	19.30	18.88	22.56	22.70	22.31		
15	1	37		19.82	19.88	19.62	19.40	19.20	18.91	22.63	22.56	22.29		
15	38	0		21.79	21.95	21.73	21.34	21.23	20.95	24.58	24.62	24.37		
15	1	1	16-QAM	22.50	22.42	22.03	21.81	21.75	21.45	25.18	25.11	24.76	24.23	0.2649
15	1	1	64-QAM	21.92	21.61	21.97	21.34	21.21	20.87	24.65	24.42	24.47		
15	1	1	256-QAM	17.77	17.99	17.70	17.67	17.38	17.03	20.73	20.71	20.39		
Limit	EIRP < 1W			Result									Pass	

Part27O NR n77 Maximum Average Power [dBm], DG = -0.95 dBi														
BW	RB	RB	Mod	Antenna 6			Antenna 1			Combine			EIRP	EIRP
(MHz)	Size	Offset		Lowest	Middle	Highest	Lowest	Middle	Highest	Lowest	Middle	Highest	(dBm)	(W)
20	1	1	QPSK	22.42	22.46	22.20	21.96	21.72	21.45	25.21	25.12	24.85	24.26	0.2667
20	1	49		22.23	22.54	22.30	21.86	21.70	21.37	25.06	25.15	24.87		
20	25	12		22.30	22.50	22.22	21.86	21.73	21.35	25.10	25.14	24.82		
20	1	0		19.76	20.00	19.64	19.32	19.10	18.87	22.56	22.58	22.28		
20	1	50		19.83	20.03	19.52	19.34	19.26	18.89	22.60	22.67	22.23		
20	51	0		21.84	21.89	21.70	21.37	21.17	20.92	24.62	24.56	24.34		
20	1	1	16-QAM	22.36	22.53	22.09	22.04	21.99	21.49	25.21	25.28	24.81	24.33	0.2710
20	1	1	64-QAM	21.73	22.09	21.75	21.63	21.27	21.03	24.69	24.71	24.42		
20	1	1	256-QAM	17.95	17.67	17.86	17.28	16.95	16.99	20.64	20.34	20.46		
Limit	EIRP < 1W			Result									Pass	

Part27O NR n77 Maximum Average Power [dBm], DG = -0.95 dBi														
BW	RB	RB	Mod	Antenna 6			Antenna 1			Combine			EIRP	EIRP
(MHz)	Size	Offset		Lowest	Middle	Highest	Lowest	Middle	Highest	Lowest	Middle	Highest	(dBm)	(W)
25	1	1	QPSK	22.35	22.48	22.21	22.00	21.80	21.27	25.19	25.16	24.78	24.26	0.2667
25	1	63		22.44	22.59	22.18	21.83	21.76	21.40	25.16	25.21	24.82		
25	33	16		22.33	22.41	22.25	21.91	21.80	21.36	25.14	25.13	24.84		
25	1	0		19.88	20.01	19.76	19.46	19.25	18.95	22.69	22.66	22.38		
25	1	64		20.01	19.94	19.51	19.48	19.17	18.96	22.76	22.58	22.25		
25	65	0		21.84	22.01	21.62	21.44	21.25	20.81	24.65	24.66	24.24		
25	1	1	16-QAM	22.42	22.40	22.10	22.01	21.97	21.33	25.23	25.20	24.74	24.28	0.2679
25	1	1	64-QAM	22.07	21.92	21.64	21.59	21.08	21.04	24.85	24.53	24.36		
25	1	1	256-QAM	17.98	17.58	17.71	17.36	17.24	16.77	20.69	20.42	20.28		
Limit	EIRP < 1W			Result									Pass	

Part27O NR n77 Maximum Average Power [dBm], DG = -0.95 dBi														
BW	RB	RB	Mod	Antenna 6			Antenna 1			Combine			EIRP	EIRP
(MHz)	Size	Offset		Lowest	Middle	Highest	Lowest	Middle	Highest	Lowest	Middle	Highest	(dBm)	(W)
30	1	1	QPSK	22.24	22.47	22.33	21.79	21.77	21.38	25.03	25.14	24.89	24.25	0.2661
30	1	76		22.18	22.49	22.09	21.83	21.86	21.51	25.02	25.20	24.82		
30	39	19		22.26	22.50	22.29	21.86	21.74	21.47	25.07	25.15	24.91		
30	1	0		19.67	19.91	19.80	19.50	19.36	18.94	22.60	22.65	22.40		
30	1	77		19.74	20.11	19.75	19.28	19.17	18.94	22.53	22.68	22.37		
30	78	0		21.74	21.98	21.66	21.31	21.28	20.96	24.54	24.65	24.33		
30	1	1	16-QAM	22.11	22.46	22.08	21.61	21.72	21.51	24.88	25.12	24.81	24.17	0.2612
30	1	1	64-QAM	22.13	21.97	21.80	21.27	21.29	20.72	24.73	24.65	24.30		
30	1	1	256-QAM	17.90	17.78	17.79	17.62	17.36	16.95	20.77	20.59	20.40		
Limit	EIRP < 1W			Result									Pass	

Part27O NR n77 Maximum Average Power [dBm], DG = -0.95 dBi														
BW	RB	RB	Mod	Antenna 6			Antenna 1			Combine			EIRP	EIRP
(MHz)	Size	Offset		Lowest	Middle	Highest	Lowest	Middle	Highest	Lowest	Middle	Highest	(dBm)	(W)
40	1	1	QPSK	22.26	22.58	22.33	21.97	21.77	21.43	25.13	25.20	24.91	24.25	0.2661
40	1	104		22.28	22.51	22.18	21.89	21.57	21.66	25.10	25.08	24.94		
40	53	26		22.30	22.50	22.22	21.96	21.74	21.45	25.14	25.15	24.86		
40	1	0		19.93	19.85	19.64	19.38	19.32	18.96	22.67	22.60	22.32		
40	1	105		19.63	20.06	19.74	19.39	19.25	19.03	22.52	22.68	22.41		
40	106	0		21.82	21.89	21.70	21.42	21.29	20.80	24.63	24.61	24.28		
40	1	1	16-QAM	22.33	22.64	21.85	22.05	21.98	21.10	25.20	25.33	24.50	24.38	0.2742
40	1	1	64-QAM	21.77	21.63	22.01	21.35	21.91	21.48	24.58	24.78	24.76		
40	1	1	256-QAM	17.60	17.69	18.18	17.45	17.27	16.50	20.54	20.50	20.43		
Limit	EIRP < 1W			Result									Pass	

Part27O NR n77 Maximum Average Power [dBm], DG = -0.95 dBi														
BW	RB	RB	Mod	Antenna 6			Antenna 1			Combine			EIRP	EIRP
(MHz)	Size	Offset		Lowest	Middle	Highest	Lowest	Middle	Highest	Lowest	Middle	Highest	(dBm)	(W)
50	1	1	QPSK	22.26	22.32	22.60	21.74	21.89	21.30	25.02	25.12	25.01	24.18	0.2618
50	1	131		22.17	22.50	22.40	21.84	21.58	21.40	25.02	25.07	24.94		
50	67	33		22.22	22.49	22.35	21.89	21.72	21.41	25.07	25.13	24.92		
50	1	0		19.92	19.83	19.83	19.62	19.33	18.87	22.78	22.60	22.39		
50	1	132		19.64	19.94	19.55	19.26	19.28	18.77	22.46	22.63	22.19		
50	133	0		21.72	21.98	21.81	21.31	21.27	20.86	24.53	24.65	24.37		
50	1	1	16-QAM	21.63	22.22	22.30	22.24	21.80	21.39	24.96	25.03	24.88	24.08	0.2559
50	1	1	64-QAM	22.02	21.86	22.21	21.50	21.18	20.55	24.78	24.54	24.47		
50	1	1	256-QAM	17.57	18.20	18.22	17.20	17.14	16.58	20.40	20.71	20.49		
Limit	EIRP < 1W			Result									Pass	

Part27O NR n77 Maximum Average Power [dBm], DG = -0.95 dBi														
BW	RB	RB	Mod	Antenna 6			Antenna 1			Combine			EIRP	EIRP
(MHz)	Size	Offset		Lowest	Middle	Highest	Lowest	Middle	Highest	Lowest	Middle	Highest	(dBm)	(W)
60	1	1	QPSK	22.41	22.35	22.31	21.81	21.70	21.34	25.13	25.05	24.86	24.18	0.2618
60	1	160		22.20	22.26	22.06	22.02	21.48	21.51	25.12	24.90	24.80		
60	81	40		22.15	22.24	22.15	21.84	21.72	21.37	25.01	25.00	24.79		
60	1	0		19.78	19.67	19.80	19.31	19.40	18.75	22.56	22.55	22.32		
60	1	161		19.76	19.76	19.62	19.34	18.92	18.88	22.57	22.37	22.28		
60	162	0		21.82	21.75	21.65	21.31	21.05	20.84	24.58	24.42	24.27		
60	1	1	16-QAM	22.72	22.30	22.28	21.97	21.90	21.07	25.37	25.11	24.73	24.42	0.2767
60	1	1	64-QAM	21.87	22.28	21.54	21.51	21.48	21.18	24.70	24.91	24.37		
60	1	1	256-QAM	17.88	17.78	17.84	17.47	17.05	16.96	20.69	20.44	20.43		
Limit	EIRP < 1W			Result									Pass	

Part27O NR n77 Maximum Average Power [dBm], DG = -0.95 dBi														
BW	RB	RB	Mod	Antenna 6			Antenna 1			Combine			EIRP	EIRP
(MHz)	Size	Offset		Lowest	Middle	Highest	Lowest	Middle	Highest	Lowest	Middle	Highest	(dBm)	(W)
70	1	1	QPSK	22.29	22.37	22.27	21.81	21.69	21.24	25.07	25.05	24.80	24.17	0.2612
70	1	187		22.42	22.36	22.01	21.78	21.48	21.42	25.12	24.95	24.74		
70	95	47		22.10	22.30	22.04	21.72	21.58	21.11	24.92	24.97	24.61		
70	1	0		19.62	20.12	19.89	19.33	19.42	18.85	22.49	22.79	22.41		
70	1	188		20.03	20.10	19.70	19.42	18.77	18.88	22.75	22.50	22.32		
70	189	0		21.46	21.83	21.68	21.41	21.20	20.81	24.45	24.54	24.28		
70	1	1	16-QAM	22.34	22.21	22.13	21.69	21.88	21.38	25.04	25.06	24.78	24.11	0.2576
70	1	1	64-QAM	22.07	22.36	21.54	21.32	21.18	20.78	24.72	24.82	24.19		
70	1	1	256-QAM	17.50	17.98	18.19	17.29	17.51	16.69	20.41	20.76	20.51		
Limit	EIRP < 1W			Result									Pass	

Part27O NR n77 Maximum Average Power [dBm], DG = -0.95 dBi														
BW	RB	RB	Mod	Antenna 6			Antenna 1			Combine			EIRP	EIRP
(MHz)	Size	Offset		Lowest	Middle	Highest	Lowest	Middle	Highest	Lowest	Middle	Highest	(dBm)	(W)
80	1	1	QPSK	22.28	22.38	22.43	21.82	21.98	21.30	25.07	25.19	24.91	24.27	0.2673
80	1	215		22.50	22.26	22.24	21.89	21.49	21.48	25.22	24.90	24.89		
80	109	54		22.28	22.39	22.19	21.90	21.59	21.28	25.10	25.02	24.77		
80	1	0		19.73	19.82	19.84	19.50	19.44	18.90	22.63	22.64	22.41		
80	1	216		19.88	19.83	19.63	19.48	18.87	18.86	22.69	22.39	22.27		
80	217	0		21.66	21.97	21.59	21.31	21.08	20.74	24.50	24.56	24.20		
80	1	1	16-QAM	22.64	22.24	22.47	21.82	21.82	21.07	25.26	25.05	24.84	24.31	0.2698
80	1	1	64-QAM	21.82	22.21	21.58	21.54	21.63	20.53	24.69	24.94	24.10		
80	1	1	256-QAM	18.04	17.74	18.12	17.53	17.22	16.66	20.80	20.50	20.46		
Limit	EIRP < 1W			Result									Pass	

Part27O NR n77 Maximum Average Power [dBm], DG = -0.95 dBi														
BW	RB	RB	Mod	Antenna 6			Antenna 1			Combine			EIRP	EIRP
(MHz)	Size	Offset		Lowest	Middle	Highest	Lowest	Middle	Highest	Lowest	Middle	Highest	(dBm)	(W)
90	1	1	QPSK	22.52	22.63	22.37	21.81	21.91	21.40	25.19	25.30	24.92	24.36	0.2729
90	1	243		22.61	22.72	22.32	21.97	21.34	21.43	25.31	25.09	24.91		
90	123	61		22.14	22.32	22.29	21.68	21.51	21.28	24.93	24.94	24.82		
90	1	0		19.99	19.99	19.89	19.23	19.42	18.92	22.64	22.72	22.44		
90	1	244		20.23	20.07	19.72	19.42	18.98	18.89	22.85	22.57	22.34		
90	245	0		21.71	21.94	21.91	21.27	21.08	20.73	24.51	24.54	24.37		
90	1	1	16-QAM	22.36	22.78	22.29	21.58	21.96	21.20	25.00	25.40	24.79	24.45	0.2786
90	1	1	64-QAM	22.06	21.58	22.14	21.55	21.26	20.85	24.82	24.43	24.55		
90	1	1	256-QAM	17.66	17.83	17.78	17.40	17.61	17.10	20.54	20.73	20.46		
Limit	EIRP < 1W			Result									Pass	

Part27O NR n77 Maximum Average Power [dBm], DG = -0.95 dBi														
BW	RB	RB	Mod	Antenna 6			Antenna 1			Combine			EIRP	EIRP
(MHz)	Size	Offset		Lowest	Middle	Highest	Lowest	Middle	Highest	Lowest	Middle	Highest	(dBm)	(W)
100	1	1	QPSK	22.38	22.57	22.56	21.91	21.87	21.35	25.16	25.24	25.01	24.29	0.2685
100	1	271		22.46	22.64	22.20	21.99	21.36	21.67	25.24	25.06	24.95		
100	137	68		22.30	22.31	22.20	21.93	21.74	21.20	25.13	25.04	24.74		
100	1	0		20.06	19.94	19.94	19.52	19.42	19.09	22.81	22.70	22.55		
100	1	272		20.04	19.96	19.76	19.70	19.04	19.08	22.88	22.53	22.44		
100	273	0		21.76	22.02	21.69	21.35	21.09	20.77	24.57	24.59	24.26		
100	1	1	16-QAM	22.64	22.37	22.61	22.14	21.96	21.48	25.41	25.18	25.09	24.46	0.2793
100	1	1	64-QAM	22.05	21.95	21.99	21.74	21.71	21.21	24.91	24.84	24.63		
100	1	1	256-QAM	17.87	18.15	18.07	17.58	17.55	17.23	20.74	20.87	20.68		
Limit	EIRP < 1W			Result									Pass	

Part27O NR n78 Maximum Average Power [dBm], DG = -0.84 dBi														
BW	RB	RB	Mod	Antenna 6			Antenna 1			Combine			EIRP	EIRP
(MHz)	Size	Offset		Lowest	Middle	Highest	Lowest	Middle	Highest	Lowest	Middle	Highest	(dBm)	(W)
10	1	1	QPSK	21.73	21.63	21.50	20.96	21.13	20.87	24.37	24.40	24.21	23.56	0.2270
10	1	22		21.52	21.62	21.55	20.86	21.10	21.14	24.21	24.38	24.36		
10	12	6		21.52	21.61	21.60	21.04	21.10	21.09	24.30	24.37	24.36		
10	1	0		19.65	19.59	19.40	19.09	19.08	18.94	22.39	22.35	22.19		
10	1	23		19.65	19.59	19.55	18.94	19.10	19.10	22.32	22.36	22.34		
10	24	0		20.06	20.12	20.13	19.54	19.61	19.59	22.82	22.88	22.88		
10	1	1	16-QAM	21.13	20.95	21.17	20.59	20.63	20.23	23.88	23.80	23.74	23.04	0.2014
10	1	1	64-QAM	19.58	19.77	19.36	19.02	19.21	18.75	22.32	22.51	22.08		
10	1	1	256-QAM	16.56	16.58	16.74	16.02	16.04	15.88	19.31	19.33	19.34		
Limit	EIRP < 1W			Result									Pass	

Part27O NR n78 Maximum Average Power [dBm], DG = -0.84 dBi														
BW	RB	RB	Mod	Antenna 6			Antenna 1			Combine			EIRP	EIRP
(MHz)	Size	Offset		Lowest	Middle	Highest	Lowest	Middle	Highest	Lowest	Middle	Highest	(dBm)	(W)
15	1	1	QPSK	21.65	21.48	21.71	20.90	21.04	21.07	24.30	24.28	24.41	23.61	0.2296
15	1	36		21.48	21.53	21.60	21.04	21.16	21.27	24.28	24.36	24.45		
15	19	9		21.57	21.57	21.64	20.99	21.09	21.15	24.30	24.35	24.41		
15	1	0		19.66	19.51	19.56	19.03	19.11	18.97	22.37	22.32	22.29		
15	1	37		19.78	19.69	19.58	18.95	19.13	19.23	22.40	22.43	22.42		
15	38	0		20.08	20.11	20.16	19.52	19.59	19.66	22.82	22.87	22.93		
15	1	1	16-QAM	21.14	21.08	21.01	20.46	20.48	20.30	23.82	23.80	23.68	22.98	0.1986
15	1	1	64-QAM	19.45	19.48	19.65	19.12	18.89	19.06	22.30	22.21	22.38		
15	1	1	256-QAM	16.48	16.52	16.60	15.90	16.17	16.13	19.21	19.36	19.38		
Limit	EIRP < 1W			Result									Pass	

Part27O NR n78 Maximum Average Power [dBm], DG = -0.84 dBi														
BW	RB	RB	Mod	Antenna 6			Antenna 1			Combine			EIRP	EIRP
(MHz)	Size	Offset		Lowest	Middle	Highest	Lowest	Middle	Highest	Lowest	Middle	Highest	(dBm)	(W)
20	1	1	QPSK	21.71	21.71	21.59	20.99	21.14	20.99	24.38	24.44	24.31	23.62	0.2301
20	1	49		21.79	21.60	21.63	20.95	21.08	21.26	24.40	24.36	24.46		
20	25	12		21.64	21.64	21.69	21.00	21.09	21.12	24.34	24.38	24.42		
20	1	0		19.64	19.54	19.66	19.04	18.98	19.07	22.36	22.28	22.39		
20	1	50		19.88	19.73	19.74	18.97	18.95	19.09	22.46	22.37	22.44		
20	51	0		20.12	20.14	20.22	19.58	19.59	19.61	22.87	22.88	22.94		
20	1	1	16-QAM	21.14	21.20	21.19	20.33	20.65	20.60	23.76	23.94	23.92	23.10	0.2042
20	1	1	64-QAM	19.73	19.62	19.67	19.22	19.09	18.88	22.49	22.37	22.30		
20	1	1	256-QAM	16.80	16.60	16.90	16.12	15.80	15.84	19.48	19.23	19.41		
Limit	EIRP < 1W			Result									Pass	

Part27O NR n78 Maximum Average Power [dBm], DG = -0.84 dBi														
BW	RB	RB	Mod	Antenna 6			Antenna 1			Combine			EIRP	EIRP
(MHz)	Size	Offset		Lowest	Middle	Highest	Lowest	Middle	Highest	Lowest	Middle	Highest	(dBm)	(W)
25	1	1	QPSK	21.86	21.65	21.63	21.03	21.00	21.07	24.48	24.35	24.37	23.66	0.2323
25	1	63		21.56	21.78	21.74	21.10	21.14	21.22	24.35	24.48	24.50		
25	33	16		21.78	21.76	21.68	21.11	21.13	21.04	24.47	24.47	24.38		
25	1	0		19.61	19.58	19.60	19.15	19.02	18.89	22.40	22.32	22.27		
25	1	64		19.75	19.73	19.64	19.08	19.05	19.20	22.44	22.41	22.44		
25	65	0		20.23	20.14	20.13	19.57	19.65	19.58	22.92	22.91	22.87		
25	1	1	16-QAM	21.41	21.20	21.11	20.49	20.34	20.37	23.98	23.80	23.77	23.14	0.2061
25	1	1	64-QAM	19.61	19.72	19.72	19.17	19.02	19.10	22.41	22.39	22.43		
25	1	1	256-QAM	16.73	16.69	16.60	16.08	16.10	16.10	19.43	19.42	19.37		
Limit	EIRP < 1W			Result									Pass	

Part27O NR n78 Maximum Average Power [dBm], DG = -0.84 dBi														
BW	RB	RB	Mod	Antenna 6			Antenna 1			Combine			EIRP	EIRP
(MHz)	Size	Offset		Lowest	Middle	Highest	Lowest	Middle	Highest	Lowest	Middle	Highest	(dBm)	(W)
30	1	1	QPSK	21.54	21.62	21.80	21.08	21.01	21.04	24.33	24.34	24.45	23.73	0.2360
30	1	76		21.60	21.71	21.87	21.15	21.13	21.23	24.39	24.44	24.57		
30	39	19		21.67	21.67	21.74	20.98	21.13	21.16	24.35	24.42	24.47		
30	1	0		19.73	19.44	19.79	19.00	19.05	19.27	22.39	22.26	22.55		
30	1	77		19.66	19.78	19.78	18.98	19.14	19.30	22.34	22.48	22.56		
30	78	0		20.15	20.15	20.25	19.58	19.62	19.65	22.88	22.90	22.97		
30	1	1	16-QAM	21.26	21.00	21.56	20.46	20.38	20.77	23.89	23.71	24.19	23.35	0.2163
30	1	1	64-QAM	19.73	19.46	19.81	18.52	19.13	19.22	22.18	22.31	22.54		
30	1	1	256-QAM	16.49	16.85	16.30	15.82	16.05	15.74	19.18	19.48	19.04		
Limit	EIRP < 1W			Result									Pass	

Part27O NR n78 Maximum Average Power [dBm], DG = -0.84 dBi														
BW	RB	RB	Mod	Antenna 6			Antenna 1			Combine			EIRP	EIRP
(MHz)	Size	Offset		Lowest	Middle	Highest	Lowest	Middle	Highest	Lowest	Middle	Highest	(dBm)	(W)
40	1	1	QPSK	21.75	21.72	21.72	21.01	20.96	21.04	24.41	24.37	24.40	23.64	0.2312
40	1	104		21.65	21.65	21.74	21.29	21.27	21.12	24.48	24.47	24.45		
40	53	26		21.59	21.64	21.69	21.13	21.10	21.10	24.38	24.39	24.42		
40	1	0		19.62	19.64	19.65	19.08	18.89	18.97	22.37	22.29	22.33		
40	1	105		19.48	19.86	19.66	19.02	19.13	19.29	22.27	22.52	22.49		
40	106	0		20.23	20.17	20.20	19.59	19.58	19.51	22.93	22.90	22.88		
40	1	1	16-QAM	21.14	21.17	20.97	20.20	20.90	20.27	23.71	24.05	23.64	23.21	0.2094
40	1	1	64-QAM	20.02	19.54	19.65	19.42	19.20	18.97	22.74	22.38	22.33		
40	1	1	256-QAM	16.52	16.87	16.23	16.14	16.13	15.74	19.34	19.53	19.00		
Limit	EIRP < 1W			Result									Pass	

Part27O NR n78 Maximum Average Power [dBm], DG = -0.84 dBi														
BW	RB	RB	Mod	Antenna 6			Antenna 1			Combine			EIRP	EIRP
(MHz)	Size	Offset		Lowest	Middle	Highest	Lowest	Middle	Highest	Lowest	Middle	Highest	(dBm)	(W)
50	1	1	QPSK	21.54	21.74	21.73	20.95	20.99	21.06	24.27	24.39	24.42	23.67	0.2328
50	1	131		21.78	21.80	21.68	21.11	21.06	21.17	24.47	24.46	24.44		
50	67	33		21.71	21.62	21.76	20.98	21.13	21.22	24.37	24.39	24.51		
50	1	0		19.66	19.71	19.75	18.79	18.91	19.11	22.26	22.34	22.45		
50	1	132		19.68	19.80	19.85	19.07	19.16	19.29	22.40	22.50	22.59		
50	133	0		20.12	20.11	20.37	19.47	19.58	19.56	22.82	22.86	22.99		
50	1	1	16-QAM	21.01	21.20	21.23	20.43	20.53	20.55	23.74	23.89	23.91	23.07	0.2028
50	1	1	64-QAM	19.78	19.96	19.61	18.52	19.06	18.92	22.21	22.54	22.29		
50	1	1	256-QAM	16.63	16.49	16.66	15.96	16.18	16.19	19.32	19.35	19.44		
Limit	EIRP < 1W			Result									Pass	

Part27O NR n78 Maximum Average Power [dBm], DG = -0.84 dBi														
BW	RB	RB	Mod	Antenna 6			Antenna 1			Combine			EIRP	EIRP
(MHz)	Size	Offset		Lowest	Middle	Highest	Lowest	Middle	Highest	Lowest	Middle	Highest	(dBm)	(W)
60	1	1	QPSK	21.81	21.73	21.62	20.91	21.03	20.99	24.39	24.40	24.33	23.72	0.2355
60	1	160		21.86	21.80	21.85	21.12	20.87	21.22	24.52	24.37	24.56		
60	81	40		21.78	21.61	21.78	20.93	21.10	21.06	24.39	24.37	24.45		
60	1	0		19.84	19.71	19.68	19.22	19.28	19.02	22.55	22.51	22.37		
60	1	161		19.55	19.72	20.00	19.02	19.20	18.96	22.30	22.48	22.52		
60	162	0		20.21	20.24	20.23	19.53	19.69	19.60	22.89	22.98	22.94		
60	1	1	16-QAM	21.32	21.00	21.39	20.57	20.52	20.72	23.97	23.78	24.08	23.24	0.2109
60	1	1	64-QAM	19.97	19.69	19.79	19.40	18.79	19.38	22.70	22.27	22.60		
60	1	1	256-QAM	17.07	17.12	16.37	15.68	16.11	16.24	19.44	19.65	19.32		
Limit	EIRP < 1W			Result									Pass	

Part27O NR n78 Maximum Average Power [dBm], DG = -0.84 dBi														
BW	RB	RB	Mod	Antenna 6			Antenna 1			Combine			EIRP	EIRP
(MHz)	Size	Offset		Lowest	Middle	Highest	Lowest	Middle	Highest	Lowest	Middle	Highest	(dBm)	(W)
70	1	1	QPSK	21.80	21.65	21.65	20.99	21.04	20.88	24.42	24.37	24.29	23.74	0.2366
70	1	187		21.96	21.74	21.89	21.04	21.09	21.22	24.53	24.44	24.58		
70	95	47		21.59	21.70	21.62	20.94	21.11	21.04	24.29	24.43	24.35		
70	1	0		19.45	19.75	19.66	19.04	19.11	19.08	22.26	22.45	22.39		
70	1	188		19.77	19.87	19.82	19.15	19.08	19.36	22.48	22.50	22.61		
70	189	0		20.06	20.19	20.15	19.50	19.59	19.55	22.80	22.91	22.87		
70	1	1	16-QAM	21.06	21.13	21.49	20.71	20.61	20.38	23.90	23.89	23.98	23.14	0.2061
70	1	1	64-QAM	19.72	19.68	19.45	18.68	18.87	18.79	22.24	22.30	22.14		
70	1	1	256-QAM	16.96	16.49	17.25	15.96	15.94	16.37	19.50	19.23	19.84		
Limit	EIRP < 1W			Result									Pass	

Part27O NR n78 Maximum Average Power [dBm], DG = -0.84 dBi														
BW	RB	RB	Mod	Antenna 6			Antenna 1			Combine			EIRP	EIRP
(MHz)	Size	Offset		Lowest	Middle	Highest	Lowest	Middle	Highest	Lowest	Middle	Highest	(dBm)	(W)
80	1	1	QPSK	21.74	21.86	21.78	21.06	21.22	21.10	24.42	24.56	24.46	23.77	0.2382
80	1	215		21.94	21.81	21.80	21.22	21.20	21.22	24.61	24.53	24.53		
80	109	54		21.58	21.64	21.70	21.10	21.10	21.09	24.36	24.39	24.42		
80	1	0		19.88	19.81	19.87	19.20	19.05	19.04	22.56	22.46	22.49		
80	1	216		19.82	19.94	19.82	19.05	19.00	19.25	22.46	22.51	22.55		
80	217	0		20.18	20.28	20.22	19.57	19.64	19.58	22.90	22.98	22.92		
80	1	1	16-QAM	21.04	21.36	21.23	20.80	20.55	20.45	23.93	23.98	23.87	23.14	0.2061
80	1	1	64-QAM	19.96	19.96	19.59	19.54	18.80	19.04	22.77	22.43	22.33		
80	1	1	256-QAM	16.92	16.54	16.66	16.19	16.22	16.18	19.58	19.39	19.44		
Limit	EIRP < 1W			Result									Pass	

Part27O NR n78 Maximum Average Power [dBm], DG = -0.84 dBi														
BW	RB	RB	Mod	Antenna 6			Antenna 1			Combine			EIRP	EIRP
(MHz)	Size	Offset		Lowest	Middle	Highest	Lowest	Middle	Highest	Lowest	Middle	Highest	(dBm)	(W)
90	1	1	QPSK	21.90	21.92	21.89	21.15	21.10	21.14	24.55	24.54	24.54	23.86	0.2432
90	1	243		22.04	21.91	21.98	21.30	21.19	21.29	24.70	24.58	24.66		
90	123	61		21.53	21.67	21.79	21.03	21.07	21.13	24.30	24.39	24.48		
90	1	0		19.95	19.82	19.98	19.07	19.19	19.18	22.54	22.53	22.61		
90	1	244		20.06	19.98	19.86	19.19	19.14	19.15	22.66	22.59	22.53		
90	245	0		20.08	20.26	20.22	19.58	19.56	19.65	22.85	22.93	22.95		
90	1	1	16-QAM	21.40	21.29	21.51	20.30	20.56	20.80	23.90	23.95	24.18	23.34	0.2158
90	1	1	64-QAM	19.41	20.39	19.66	19.13	19.11	19.27	22.28	22.81	22.48		
90	1	1	256-QAM	16.39	16.36	16.98	16.05	16.00	16.15	19.23	19.19	19.60		
Limit	EIRP < 1W			Result									Pass	

Part27O NR n78 Maximum Average Power [dBm], DG = -0.84 dBi														
BW	RB	RB	Mod	Antenna 6			Antenna 1			Combine			EIRP	EIRP
(MHz)	Size	Offset		Lowest	Middle	Highest	Lowest	Middle	Highest	Lowest	Middle	Highest	(dBm)	(W)
100	1	1	QPSK	-	22.03	-	-	21.21	-	-	24.65	-	23.96	0.2489
100	1	271		-	22.22	-	-	21.31	-	-	24.80	-		
100	137	68		-	21.71	-	-	21.12	-	-	24.44	-		
100	1	0		-	19.99	-	-	19.24	-	-	22.64	-		
100	1	272		-	20.09	-	-	19.33	-	-	22.74	-		
100	273	0		-	20.26	-	-	19.58	-	-	22.94	-		
100	1	1	16-QAM	-	21.71	-	-	20.78	-	-	24.28	-	23.44	0.2208
100	1	1	64-QAM	-	19.98	-	-	19.49	-	-	22.75	-		
100	1	1	256-QAM	-	17.15	-	-	16.31	-	-	19.76	-		
Limit	EIRP < 1W			Result									Pass	

Part27Q NR n77 Maximum Average Power [dBm], DG = -0.95 dBi														
BW	RB	RB	Mod	Antenna 6			Antenna 1			Combine			EIRP	EIRP
(MHz)	Size	Offset		Lowest	Middle	Highest	Lowest	Middle	Highest	Lowest	Middle	Highest	(dBm)	(W)
10	1	1	QPSK	22.33	22.43	22.12	21.87	21.85	21.40	25.12	25.16	24.79	24.23	0.2649
10	1	22		22.45	22.48	22.06	21.88	21.81	21.36	25.18	25.17	24.73		
10	12	6		22.36	22.37	22.05	21.94	21.84	21.46	25.17	25.12	24.78		
10	1	0		19.87	19.90	19.60	19.39	19.29	18.90	22.65	22.62	22.27		
10	1	23		19.82	19.91	19.52	19.41	19.24	18.91	22.63	22.60	22.24		
10	24	0		21.82	21.86	21.55	21.45	21.32	20.95	24.65	24.61	24.27		
10	1	1	16-QAM	22.59	22.46	22.05	21.87	21.92	21.47	25.26	25.21	24.78	24.31	0.2698
10	1	1	64-QAM	21.25	21.87	21.46	21.29	21.51	21.14	24.28	24.70	24.31		
10	1	1	256-QAM	17.78	17.93	17.87	17.42	17.24	16.87	20.61	20.61	20.41		
Limit	EIRP < 1W			Result									Pass	

Part27Q NR n77 Maximum Average Power [dBm], DG = -0.95 dBi														
BW	RB	RB	Mod	Antenna 6			Antenna 1			Combine			EIRP	EIRP
(MHz)	Size	Offset		Lowest	Middle	Highest	Lowest	Middle	Highest	Lowest	Middle	Highest	(dBm)	(W)
15	1	1	QPSK	22.27	22.27	22.02	21.75	21.53	21.38	25.03	24.93	24.72	24.17	0.2612
15	1	36		22.28	22.26	21.99	21.94	21.43	21.47	25.12	24.88	24.75		
15	19	9		22.30	22.29	22.07	21.77	21.51	21.45	25.05	24.93	24.78		
15	1	0		19.82	19.89	19.53	19.26	19.25	18.90	22.56	22.59	22.24		
15	1	37		19.88	19.89	19.58	19.28	18.90	18.99	22.60	22.43	22.31		
15	38	0		21.78	21.79	21.52	21.31	21.05	21.03	24.56	24.45	24.29		
15	1	1	16-QAM	22.33	22.10	22.19	21.64	21.73	21.48	25.01	24.93	24.86	24.06	0.2547
15	1	1	64-QAM	21.65	21.71	21.90	21.43	21.29	20.75	24.55	24.52	24.37		
15	1	1	256-QAM	17.87	17.78	17.63	17.41	17.02	16.91	20.66	20.43	20.30		
Limit	EIRP < 1W			Result									Pass	

Part27Q NR n77 Maximum Average Power [dBm], DG = -0.95 dBi														
BW	RB	RB	Mod	Antenna 6			Antenna 1			Combine			EIRP	EIRP
(MHz)	Size	Offset		Lowest	Middle	Highest	Lowest	Middle	Highest	Lowest	Middle	Highest	(dBm)	(W)
20	1	1	QPSK	22.32	22.34	21.98	21.82	21.62	21.31	25.09	25.01	24.67	24.19	0.2624
20	1	49		22.48	22.27	22.01	21.75	21.41	21.44	25.14	24.87	24.74		
20	25	12		22.35	22.25	22.04	21.82	21.57	21.37	25.10	24.93	24.73		
20	1	0		19.81	19.67	19.50	19.24	19.16	18.85	22.54	22.43	22.20		
20	1	50		19.89	19.76	19.47	19.20	19.01	18.87	22.57	22.41	22.19		
20	51	0		21.81	21.80	21.51	21.28	21.01	20.85	24.56	24.43	24.20		
20	1	1	16-QAM	22.42	22.33	21.79	22.00	21.27	21.41	25.23	24.84	24.61	24.28	0.2679
20	1	1	64-QAM	21.77	21.75	21.88	21.54	21.04	21.01	24.67	24.42	24.48		
20	1	1	256-QAM	17.64	17.97	17.76	17.42	17.29	16.72	20.54	20.65	20.28		
Limit	EIRP < 1W			Result									Pass	

Part27Q NR n77 Maximum Average Power [dBm], DG = -0.95 dBi														
BW	RB	RB	Mod	Antenna 6			Antenna 1			Combine			EIRP	EIRP
(MHz)	Size	Offset		Lowest	Middle	Highest	Lowest	Middle	Highest	Lowest	Middle	Highest	(dBm)	(W)
25	1	1	QPSK	22.39	22.34	22.27	21.53	21.32	21.07	24.99	24.87	24.72	24.06	0.2547
25	1	63		22.26	22.30	22.35	21.61	21.19	20.93	24.96	24.79	24.71		
25	33	16		22.31	22.32	22.26	21.66	21.33	21.12	25.01	24.86	24.74		
25	1	0		19.75	19.69	19.71	19.14	18.91	18.68	22.47	22.33	22.24		
25	1	64		19.96	19.72	19.76	18.98	18.79	18.77	22.51	22.29	22.30		
25	65	0		21.79	21.88	21.76	21.19	20.89	20.63	24.51	24.42	24.24		
25	1	1	16-QAM	22.68	22.46	22.45	21.65	21.45	21.28	25.21	24.99	24.91	24.26	0.2667
25	1	1	64-QAM	22.01	21.74	21.66	21.15	20.81	20.53	24.61	24.31	24.14		
25	1	1	256-QAM	17.45	17.70	17.58	17.04	16.96	16.58	20.26	20.36	20.12		
Limit	EIRP < 1W			Result									Pass	

Part27Q NR n77 Maximum Average Power [dBm], DG = -0.95 dBi														
BW	RB	RB	Mod	Antenna 6			Antenna 1			Combine			EIRP	EIRP
(MHz)	Size	Offset		Lowest	Middle	Highest	Lowest	Middle	Highest	Lowest	Middle	Highest	(dBm)	(W)
30	1	1	QPSK	22.26	22.32	22.33	21.57	21.46	21.46	24.94	24.92	24.93	24.05	0.2541
30	1	76		22.16	22.21	22.51	21.48	21.22	21.40	24.84	24.75	25.00		
30	39	19		22.24	22.32	22.39	21.51	21.36	21.30	24.90	24.88	24.89		
30	1	0		19.75	20.00	19.79	19.01	18.96	18.79	22.41	22.52	22.33		
30	1	77		19.88	19.88	19.83	18.84	18.88	18.85	22.40	22.42	22.38		
30	78	0		21.73	21.83	21.82	20.96	20.87	20.80	24.37	24.39	24.35		
30	1	1	16-QAM	22.08	22.45	22.00	21.72	21.36	21.35	24.91	24.95	24.70	24.00	0.2512
30	1	1	64-QAM	21.74	21.35	21.65	21.05	21.06	21.03	24.42	24.22	24.36		
30	1	1	256-QAM	17.73	18.09	17.63	17.05	17.04	16.78	20.41	20.61	20.24		
Limit	EIRP < 1W			Result									Pass	

Part27Q NR n77 Maximum Average Power [dBm], DG = -0.95 dBi														
BW	RB	RB	Mod	Antenna 6			Antenna 1			Combine			EIRP	EIRP
(MHz)	Size	Offset		Lowest	Middle	Highest	Lowest	Middle	Highest	Lowest	Middle	Highest	(dBm)	(W)
40	1	1	QPSK	22.26	22.23	22.30	21.64	21.39	21.37	24.97	24.84	24.87	24.04	0.2535
40	1	104		22.39	22.18	22.29	21.45	21.25	21.30	24.96	24.75	24.83		
40	53	26		22.39	22.27	22.33	21.52	21.43	21.16	24.99	24.88	24.79		
40	1	0		19.72	19.77	19.77	19.11	18.93	18.80	22.44	22.38	22.32		
40	1	105		19.85	19.65	20.01	19.11	18.67	18.68	22.51	22.20	22.41		
40	106	0		21.81	21.83	21.71	20.99	20.86	20.70	24.43	24.38	24.24		
40	1	1	16-QAM	21.51	22.18	22.68	21.92	21.29	21.21	24.73	24.77	25.02	24.07	0.2553
40	1	1	64-QAM	21.43	21.84	21.43	21.35	21.20	20.83	24.40	24.54	24.15		
40	1	1	256-QAM	18.07	17.22	17.95	17.13	17.05	16.70	20.64	20.15	20.38		
Limit	EIRP < 1W			Result									Pass	

Part27Q NR n77 Maximum Average Power [dBm], DG = -0.95 dBi														
BW	RB	RB	Mod	Antenna 6			Antenna 1			Combine			EIRP	EIRP
(MHz)	Size	Offset		Lowest	Middle	Highest	Lowest	Middle	Highest	Lowest	Middle	Highest	(dBm)	(W)
50	1	1	QPSK	22.22	22.14	22.31	21.63	21.48	21.12	24.95	24.83	24.77	24.00	0.2512
50	1	131		22.31	22.26	22.33	21.30	21.16	21.19	24.84	24.76	24.81		
50	67	33		22.25	22.30	22.18	21.36	21.32	21.14	24.84	24.85	24.70		
50	1	0		19.81	19.94	19.74	19.09	19.09	18.89	22.48	22.55	22.35		
50	1	132		19.97	19.87	19.74	18.90	18.75	18.71	22.48	22.36	22.27		
50	133	0		21.79	21.81	21.82	20.87	20.95	20.73	24.36	24.41	24.32		
50	1	1	16-QAM	22.30	22.20	22.27	21.56	21.53	21.11	24.96	24.89	24.74	24.01	0.2518
50	1	1	64-QAM	21.69	21.53	21.66	20.80	21.09	20.77	24.28	24.33	24.25		
50	1	1	256-QAM	17.55	18.54	17.83	17.25	17.33	16.79	20.41	20.99	20.35		
Limit	EIRP < 1W			Result									Pass	

Part27Q NR n77 Maximum Average Power [dBm], DG = -0.95 dBi														
BW	RB	RB	Mod	Antenna 6			Antenna 1			Combine			EIRP	EIRP
(MHz)	Size	Offset		Lowest	Middle	Highest	Lowest	Middle	Highest	Lowest	Middle	Highest	(dBm)	(W)
60	1	1	QPSK	22.26	22.32	22.11	21.59	21.65	21.30	24.95	25.01	24.73	24.06	0.2547
60	1	160		22.43	22.42	22.44	21.30	21.29	21.20	24.91	24.90	24.87		
60	81	40		22.33	22.37	22.30	21.59	21.39	21.25	24.99	24.92	24.82		
60	1	0		19.84	19.69	19.95	19.27	18.78	19.02	22.57	22.27	22.52		
60	1	161		19.95	19.72	20.04	18.35	18.47	18.77	22.23	22.15	22.46		
60	162	0		21.62	21.64	21.73	21.11	20.69	20.79	24.38	24.20	24.30		
60	1	1	16-QAM	21.61	21.94	22.48	21.75	21.33	21.32	24.69	24.66	24.95	24.00	0.2512
60	1	1	64-QAM	21.19	22.10	22.08	21.04	20.56	20.72	24.13	24.41	24.46		
60	1	1	256-QAM	17.35	17.80	18.66	17.08	16.85	16.63	20.23	20.36	20.77		
Limit	EIRP < 1W			Result									Pass	

Part27Q NR n77 Maximum Average Power [dBm], DG = -0.95 dBi														
BW	RB	RB	Mod	Antenna 6			Antenna 1			Combine			EIRP	EIRP
(MHz)	Size	Offset		Lowest	Middle	Highest	Lowest	Middle	Highest	Lowest	Middle	Highest	(dBm)	(W)
70	1	1	QPSK	22.29	22.19	22.42	21.60	21.44	21.50	24.97	24.84	24.99	24.04	0.2535
70	1	187		22.34	22.38	22.43	21.10	21.10	21.24	24.77	24.80	24.89		
70	95	47		22.16	22.24	22.36	21.26	21.31	21.35	24.74	24.81	24.89		
70	1	0		19.72	19.78	19.85	19.21	18.97	18.95	22.48	22.40	22.43		
70	1	188		19.80	19.83	19.96	18.69	18.75	18.79	22.29	22.33	22.42		
70	189	0		21.55	21.65	21.81	20.94	20.84	20.87	24.27	24.27	24.38		
70	1	1	16-QAM	22.02	22.16	22.59	21.57	21.80	21.51	24.81	24.99	25.09	24.14	0.2594
70	1	1	64-QAM	21.72	21.43	22.17	20.86	20.84	20.70	24.32	24.16	24.51		
70	1	1	256-QAM	17.64	18.30	17.55	17.09	17.30	17.17	20.38	20.84	20.37		
Limit	EIRP < 1W			Result									Pass	

Part27Q NR n77 Maximum Average Power [dBm], DG = -0.95 dBi														
BW	RB	RB	Mod	Antenna 6			Antenna 1			Combine			EIRP	EIRP
(MHz)	Size	Offset		Lowest	Middle	Highest	Lowest	Middle	Highest	Lowest	Middle	Highest	(dBm)	(W)
80	1	1	QPSK	22.32	22.26	22.46	21.71	21.68	21.70	25.04	24.99	25.11	24.16	0.2606
80	1	215		22.25	22.49	22.63	21.23	21.38	21.33	24.78	24.98	25.04		
80	109	54		22.21	22.32	22.36	21.43	21.23	21.23	24.85	24.82	24.84		
80	1	0		19.89	19.77	19.81	19.04	19.15	19.02	22.50	22.48	22.44		
80	1	216		19.99	19.95	19.97	18.70	18.72	19.01	22.40	22.39	22.53		
80	217	0		21.75	21.69	21.89	20.89	20.80	20.83	24.35	24.28	24.40		
80	1	1	16-QAM	22.28	22.36	22.43	21.82	21.38	21.84	25.07	24.91	25.16	24.21	0.2636
80	1	1	64-QAM	21.72	22.01	21.96	21.21	21.39	20.97	24.48	24.72	24.50		
80	1	1	256-QAM	17.88	18.06	17.39	16.89	17.01	17.05	20.42	20.58	20.23		
Limit	EIRP < 1W			Result									Pass	

Part27Q NR n77 Maximum Average Power [dBm], DG = -0.95 dBi														
BW	RB	RB	Mod	Antenna 6			Antenna 1			Combine			EIRP	EIRP
(MHz)	Size	Offset		Lowest	Middle	Highest	Lowest	Middle	Highest	Lowest	Middle	Highest	(dBm)	(W)
90	1	1	QPSK	22.39	22.28	22.28	21.58	21.46	21.75	25.01	24.90	25.03	24.08	0.2559
90	1	243		22.55	22.43	22.39	21.21	21.33	21.37	24.94	24.93	24.92		
90	123	61		22.15	22.23	22.44	21.22	21.46	21.25	24.72	24.87	24.90		
90	1	0		19.99	19.89	19.80	19.18	19.02	19.14	22.61	22.49	22.49		
90	1	244		20.03	20.16	20.06	18.77	18.93	18.91	22.46	22.60	22.53		
90	245	0		21.64	21.80	21.87	20.93	20.87	20.82	24.31	24.37	24.39		
90	1	1	16-QAM	22.35	22.61	22.61	21.65	21.57	22.04	25.02	25.13	25.34	24.39	0.2748
90	1	1	64-QAM	21.58	21.83	21.91	21.12	21.08	20.87	24.37	24.48	24.43		
90	1	1	256-QAM	17.76	18.16	18.10	17.07	17.09	17.43	20.44	20.67	20.79		
Limit	EIRP < 1W			Result									Pass	

Part27Q NR n77 Maximum Average Power [dBm], DG = -0.95 dBi														
BW	RB	RB	Mod	Antenna 6			Antenna 1			Combine			EIRP	EIRP
(MHz)	Size	Offset		Lowest	Middle	Highest	Lowest	Middle	Highest	Lowest	Middle	Highest	(dBm)	(W)
100	1	1	QPSK	-	22.53	-	-	21.69	-	-	25.14	-	24.19	0.2624
100	1	271		-	22.68	-	-	21.20	-	-	25.01	-		
100	137	68		-	22.32	-	-	21.31	-	-	24.85	-		
100	1	0		-	20.03	-	-	19.25	-	-	22.67	-		
100	1	272		-	20.10	-	-	18.81	-	-	22.51	-		
100	273	0		-	21.85	-	-	20.91	-	-	24.42	-		
100	1	1	16-QAM	-	23.04	-	-	21.77	-	-	25.46	-	24.51	0.2825
100	1	1	64-QAM	-	21.95	-	-	21.50	-	-	24.74	-		
100	1	1	256-QAM	-	18.05	-	-	17.04	-	-	20.58	-		
Limit	EIRP < 1W			Result									Pass	

Part27Q NR n78 Maximum Average Power [dBm], DG = -0.84 dBi														
BW	RB	RB	Mod	Antenna 6			Antenna 1			Combine			EIRP	EIRP
(MHz)	Size	Offset		Lowest	Middle	Highest	Lowest	Middle	Highest	Lowest	Middle	Highest	(dBm)	(W)
10	1	1	QPSK	21.70	21.78	21.59	21.14	21.02	21.03	24.44	24.43	24.33	23.66	0.2323
10	1	22		21.81	21.70	21.56	21.08	20.96	20.93	24.47	24.36	24.27		
10	12	6		21.71	21.75	21.50	21.21	21.22	21.09	24.48	24.50	24.31		
10	1	0		19.66	19.99	19.50	19.09	18.85	18.98	22.39	22.47	22.26		
10	1	23		19.73	19.80	19.42	19.05	19.03	19.00	22.41	22.44	22.23		
10	24	0		20.24	20.32	20.00	19.70	19.55	19.56	22.99	22.96	22.80		
10	1	1	16-QAM	21.23	20.95	20.78	20.50	20.59	20.47	23.89	23.78	23.64	23.05	0.2018
10	1	1	64-QAM	19.95	19.82	19.49	19.17	19.09	19.07	22.59	22.48	22.30		
10	1	1	256-QAM	16.56	16.74	16.52	16.09	15.91	15.88	19.34	19.36	19.22		
Limit	EIRP < 1W			Result									Pass	

Part27Q NR n78 Maximum Average Power [dBm], DG = -0.84 dBi														
BW	RB	RB	Mod	Antenna 6			Antenna 1			Combine			EIRP	EIRP
(MHz)	Size	Offset		Lowest	Middle	Highest	Lowest	Middle	Highest	Lowest	Middle	Highest	(dBm)	(W)
15	1	1	QPSK	21.81	21.79	21.47	21.27	21.12	21.04	24.56	24.48	24.27	23.81	0.2404
15	1	36		21.88	21.80	21.45	21.39	21.05	21.00	24.65	24.45	24.24		
15	19	9		21.79	21.77	21.45	21.26	21.12	21.03	24.54	24.47	24.26		
15	1	0		19.85	19.80	19.50	19.18	18.98	18.94	22.54	22.42	22.24		
15	1	37		19.90	19.73	19.59	19.22	19.06	18.94	22.58	22.42	22.29		
15	38	0		20.32	20.24	20.00	19.87	19.64	19.46	23.11	22.96	22.75		
15	1	1	16-QAM	21.17	21.21	21.13	20.73	20.45	20.48	23.97	23.86	23.83	23.13	0.2056
15	1	1	64-QAM	19.71	19.66	19.31	19.40	19.02	18.92	22.57	22.36	22.13		
15	1	1	256-QAM	16.82	16.67	15.98	16.08	15.96	16.24	19.48	19.34	19.12		
Limit	EIRP < 1W			Result									Pass	

Part27Q NR n78 Maximum Average Power [dBm], DG = -0.84 dBi														
BW	RB	RB	Mod	Antenna 6			Antenna 1			Combine			EIRP	EIRP
(MHz)	Size	Offset		Lowest	Middle	Highest	Lowest	Middle	Highest	Lowest	Middle	Highest	(dBm)	(W)
20	1	1	QPSK	21.74	21.74	21.54	21.29	21.13	20.97	24.53	24.46	24.27	23.75	0.2371
20	1	49		21.81	21.60	21.48	21.23	21.01	21.00	24.54	24.33	24.26		
20	25	12		21.81	21.70	21.49	21.34	21.14	20.96	24.59	24.44	24.24		
20	1	0		19.75	19.69	19.40	19.30	19.06	18.89	22.54	22.40	22.16		
20	1	50		19.84	19.69	19.48	19.20	19.09	18.93	22.54	22.41	22.22		
20	51	0		20.29	20.23	19.93	19.80	19.65	19.49	23.06	22.96	22.73		
20	1	1	16-QAM	21.33	21.43	20.98	20.67	20.86	20.04	24.02	24.16	23.55	23.32	0.2148
20	1	1	64-QAM	19.62	19.70	19.52	19.27	18.97	18.75	22.46	22.36	22.16		
20	1	1	256-QAM	16.73	16.59	16.50	16.01	15.99	15.81	19.40	19.31	19.18		
Limit	EIRP < 1W			Result									Pass	

Part27Q NR n78 Maximum Average Power [dBm], DG = -0.84 dBi														
BW	RB	RB	Mod	Antenna 6			Antenna 1			Combine			EIRP	EIRP
(MHz)	Size	Offset		Lowest	Middle	Highest	Lowest	Middle	Highest	Lowest	Middle	Highest	(dBm)	(W)
25	1	1	QPSK	21.80	21.85	21.47	21.36	21.09	20.82	24.60	24.50	24.17	23.85	0.2427
25	1	63		21.93	21.71	21.39	21.42	20.96	20.87	24.69	24.36	24.15		
25	33	16		21.92	21.74	21.41	21.38	21.17	20.94	24.67	24.47	24.19		
25	1	0		19.82	19.79	19.55	19.34	19.19	18.79	22.60	22.51	22.20		
25	1	64		19.94	19.79	19.46	19.29	19.03	18.94	22.64	22.44	22.22		
25	65	0		20.28	20.30	19.96	19.83	19.64	19.45	23.07	22.99	22.72		
25	1	1	16-QAM	21.30	21.28	20.82	20.93	20.44	20.34	24.13	23.89	23.60	23.29	0.2133
25	1	1	64-QAM	19.84	19.89	19.79	19.46	19.18	18.91	22.66	22.56	22.38		
25	1	1	256-QAM	16.82	16.78	16.56	16.29	16.28	15.96	19.57	19.55	19.28		
Limit	EIRP < 1W			Result									Pass	

Part27Q NR n78 Maximum Average Power [dBm], DG = -0.84 dBi														
BW	RB	RB	Mod	Antenna 6			Antenna 1			Combine			EIRP	EIRP
(MHz)	Size	Offset		Lowest	Middle	Highest	Lowest	Middle	Highest	Lowest	Middle	Highest	(dBm)	(W)
30	1	1	QPSK	21.80	21.79	21.62	21.27	21.07	21.00	24.55	24.46	24.33	23.71	0.2350
30	1	76		21.76	21.75	21.55	21.31	20.98	21.20	24.55	24.39	24.39		
30	39	19		21.79	21.71	21.57	21.20	21.10	21.07	24.52	24.43	24.34		
30	1	0		19.75	19.90	19.56	19.25	19.13	18.98	22.52	22.54	22.29		
30	1	77		19.74	19.77	19.63	19.22	18.92	19.00	22.50	22.38	22.34		
30	78	0		20.30	20.25	20.05	19.74	19.61	19.56	23.04	22.95	22.82		
30	1	1	16-QAM	21.18	21.24	21.27	20.49	20.78	20.70	23.86	24.03	24.00	23.19	0.2084
30	1	1	64-QAM	19.95	19.65	19.82	19.20	19.20	19.39	22.60	22.44	22.62		
30	1	1	256-QAM	16.78	16.51	16.61	16.28	16.16	16.05	19.55	19.35	19.35		
Limit	EIRP < 1W			Result									Pass	

Part27Q NR n78 Maximum Average Power [dBm], DG = -0.84 dBi														
BW	RB	RB	Mod	Antenna 6			Antenna 1			Combine			EIRP	EIRP
(MHz)	Size	Offset		Lowest	Middle	Highest	Lowest	Middle	Highest	Lowest	Middle	Highest	(dBm)	(W)
40	1	1	QPSK	21.85	21.78	21.57	21.22	21.16	20.83	24.56	24.49	24.23	23.81	0.2404
40	1	104		21.86	21.55	21.58	20.98	20.99	20.94	24.45	24.29	24.28		
40	53	26		21.95	21.75	21.43	21.31	21.12	20.91	24.65	24.46	24.19		
40	1	0		19.80	19.78	19.63	19.27	19.34	19.07	22.55	22.58	22.37		
40	1	105		19.76	19.76	19.51	19.13	19.00	19.03	22.47	22.41	22.29		
40	106	0		20.32	20.29	20.04	19.72	19.63	19.43	23.04	22.98	22.76		
40	1	1	16-QAM	21.50	21.34	21.33	20.51	20.77	20.71	24.04	24.07	24.04	23.23	0.2104
40	1	1	64-QAM	19.91	19.95	19.69	19.26	18.84	18.75	22.61	22.44	22.26		
40	1	1	256-QAM	16.75	16.91	16.49	16.37	16.22	16.08	19.57	19.59	19.30		
Limit	EIRP < 1W			Result									Pass	

Part27Q NR n78 Maximum Average Power [dBm], DG = -0.84 dBi														
BW	RB	RB	Mod	Antenna 6			Antenna 1			Combine			EIRP	EIRP
(MHz)	Size	Offset		Lowest	Middle	Highest	Lowest	Middle	Highest	Lowest	Middle	Highest	(dBm)	(W)
50	1	1	QPSK	21.79	21.71	21.73	21.25	21.11	21.15	24.54	24.43	24.46	23.70	0.2344
50	1	131		21.60	21.55	21.38	21.17	20.95	21.00	24.40	24.27	24.20		
50	67	33		21.81	21.79	21.53	21.15	21.04	20.87	24.50	24.44	24.22		
50	1	0		19.85	19.80	19.79	19.28	19.20	19.17	22.58	22.52	22.50		
50	1	132		19.74	19.66	19.45	19.30	19.05	19.01	22.54	22.38	22.25		
50	133	0		20.24	20.35	19.97	19.67	19.68	19.32	22.97	23.04	22.67		
50	1	1	16-QAM	21.20	21.26	21.57	20.86	20.56	20.71	24.04	23.93	24.17	23.33	0.2153
50	1	1	64-QAM	19.60	19.87	19.64	19.45	19.45	18.86	22.54	22.68	22.28		
50	1	1	256-QAM	16.71	16.65	16.78	15.82	16.03	16.12	19.30	19.36	19.47		
Limit	EIRP < 1W			Result									Pass	

Part27Q NR n78 Maximum Average Power [dBm], DG = -0.84 dBi														
BW	RB	RB	Mod	Antenna 6			Antenna 1			Combine			EIRP	EIRP
(MHz)	Size	Offset		Lowest	Middle	Highest	Lowest	Middle	Highest	Lowest	Middle	Highest	(dBm)	(W)
60	1	1	QPSK	21.72	21.78	21.66	21.30	21.17	21.09	24.53	24.50	24.39	23.69	0.2339
60	1	160		21.75	21.47	21.48	21.04	20.85	20.93	24.42	24.18	24.22		
60	81	40		21.78	21.79	21.65	21.25	21.11	20.97	24.53	24.47	24.33		
60	1	0		19.70	19.95	19.71	19.33	19.32	19.11	22.53	22.66	22.43		
60	1	161		19.76	19.77	19.52	19.07	18.97	18.94	22.44	22.40	22.25		
60	162	0		20.32	20.28	20.16	19.75	19.66	19.55	23.05	22.99	22.88		
60	1	1	16-QAM	21.48	21.70	21.48	21.04	20.95	21.16	24.28	24.35	24.33	23.51	0.2244
60	1	1	64-QAM	19.82	19.68	19.77	19.45	19.20	19.06	22.65	22.46	22.44		
60	1	1	256-QAM	16.59	17.11	16.91	16.12	16.11	16.07	19.37	19.65	19.52		
Limit	EIRP < 1W			Result									Pass	

Part27Q NR n78 Maximum Average Power [dBm], DG = -0.84 dBi														
BW	RB	RB	Mod	Antenna 6			Antenna 1			Combine			EIRP	EIRP
(MHz)	Size	Offset		Lowest	Middle	Highest	Lowest	Middle	Highest	Lowest	Middle	Highest	(dBm)	(W)
70	1	1	QPSK	21.82	21.95	21.98	21.30	21.22	21.33	24.58	24.61	24.68	23.84	0.2421
70	1	187		21.59	21.52	21.69	20.97	20.95	20.99	24.30	24.25	24.36		
70	95	47		21.73	21.75	21.82	21.09	21.09	21.11	24.43	24.44	24.49		
70	1	0		19.93	19.88	19.92	19.33	19.19	19.22	22.65	22.56	22.59		
70	1	188		19.79	19.56	19.64	19.07	18.92	18.98	22.46	22.26	22.33		
70	189	0		20.17	20.28	20.27	19.62	19.62	19.63	22.91	22.97	22.97		
70	1	1	16-QAM	21.05	21.37	21.24	20.96	20.50	20.72	24.02	23.97	24.00	23.18	0.2080
70	1	1	64-QAM	20.06	19.91	20.32	19.25	19.28	19.25	22.68	22.62	22.83		
70	1	1	256-QAM	17.24	16.47	17.06	16.39	16.37	16.33	19.85	19.43	19.72		
Limit	EIRP < 1W			Result									Pass	

Part27Q NR n78 Maximum Average Power [dBm], DG = -0.84 dBi														
BW	RB	RB	Mod	Antenna 6			Antenna 1			Combine			EIRP	EIRP
(MHz)	Size	Offset		Lowest	Middle	Highest	Lowest	Middle	Highest	Lowest	Middle	Highest	(dBm)	(W)
80	1	1	QPSK	22.03	21.95	21.90	21.36	21.36	21.30	24.72	24.68	24.62	23.88	0.2443
80	1	215		21.73	21.64	21.64	21.01	21.15	21.06	24.40	24.41	24.37		
80	109	54		21.81	21.78	21.75	21.20	21.13	21.10	24.53	24.48	24.45		
80	1	0		19.92	19.80	20.05	19.22	19.24	19.32	22.59	22.54	22.71		
80	1	216		19.76	19.64	19.70	18.95	19.06	19.04	22.38	22.37	22.39		
80	217	0		20.27	20.32	20.26	19.71	19.60	19.61	23.01	22.99	22.96		
80	1	1	16-QAM	21.69	21.52	21.65	20.85	20.99	20.77	24.30	24.27	24.24	23.46	0.2218
80	1	1	64-QAM	19.80	20.06	20.24	19.38	19.23	19.77	22.61	22.68	23.02		
80	1	1	256-QAM	16.98	16.89	17.15	16.70	16.12	16.22	19.85	19.53	19.72		
Limit	EIRP < 1W			Result									Pass	

Part27Q NR n78 Maximum Average Power [dBm], DG = -0.84 dBi														
BW	RB	RB	Mod	Antenna 6			Antenna 1			Combine			EIRP	EIRP
(MHz)	Size	Offset		Lowest	Middle	Highest	Lowest	Middle	Highest	Lowest	Middle	Highest	(dBm)	(W)
90	1	1	QPSK	21.99	21.88	22.26	21.40	21.37	21.49	24.72	24.64	24.90	24.06	0.2547
90	1	243		21.74	21.59	21.71	21.11	21.06	21.11	24.45	24.34	24.43		
90	123	61		21.79	21.75	21.88	21.00	21.13	21.22	24.42	24.46	24.57		
90	1	0		19.93	20.11	20.02	19.39	19.27	19.35	22.68	22.72	22.71		
90	1	244		19.86	19.66	19.68	19.10	19.05	18.97	22.51	22.38	22.35		
90	245	0		20.30	20.30	20.37	19.63	19.67	19.71	22.99	23.01	23.06		
90	1	1	16-QAM	21.37	21.46	21.71	20.98	20.86	20.81	24.19	24.18	24.29	23.45	0.2213
90	1	1	64-QAM	19.68	19.85	19.70	18.95	19.15	19.45	22.34	22.52	22.59		
90	1	1	256-QAM	16.88	16.99	16.83	16.26	16.45	16.44	19.59	19.74	19.65		
Limit	EIRP < 1W			Result									Pass	

Part27Q NR n78 Maximum Average Power [dBm], DG = -0.84 dBi														
BW	RB	RB	Mod	Antenna 6			Antenna 1			Combine			EIRP	EIRP
(MHz)	Size	Offset		Lowest	Middle	Highest	Lowest	Middle	Highest	Lowest	Middle	Highest	(dBm)	(W)
100	1	1	QPSK	-	22.18	-	-	21.35	-	-	24.80	-	23.96	0.2489
100	1	271		-	21.83	-	-	21.14	-	-	24.51	-		
100	137	68		-	21.80	-	-	21.14	-	-	24.49	-		
100	1	0		-	20.06	-	-	19.51	-	-	22.80	-		
100	1	272		-	19.81	-	-	19.08	-	-	22.47	-		
100	273	0		-	20.31	-	-	19.67	-	-	23.01	-		
100	1	1	16-QAM	-	21.66	-	-	20.95	-	-	24.33	-	23.49	0.2234
100	1	1	64-QAM	-	20.01	-	-	19.38	-	-	22.72	-		
100	1	1	256-QAM	-	17.19	-	-	16.72	-	-	19.97	-		
Limit	EIRP < 1W			Result									Pass	

FR1 n41

<TxD Mode>

MIMO <Ant. 2+1> (2)

Conducted Band Edge

FR1 n41 / 10MHz / DFT-S OFDM / PI/2 BPSK

Lowest Band Edge / Inner Full RB

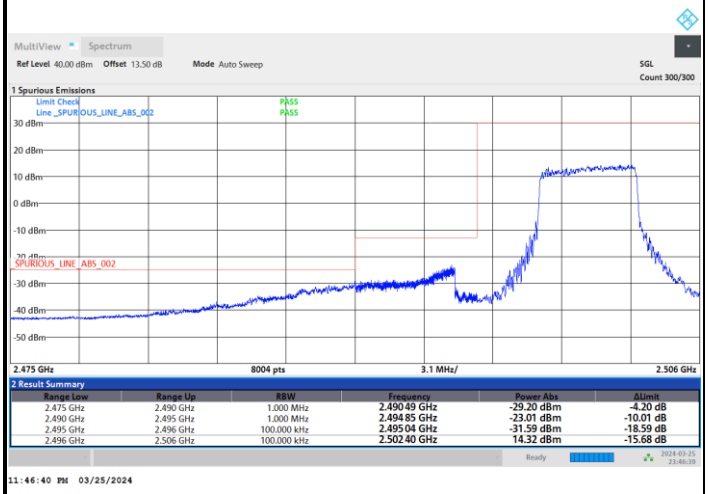

Highest Band Edge / Inner Full RB

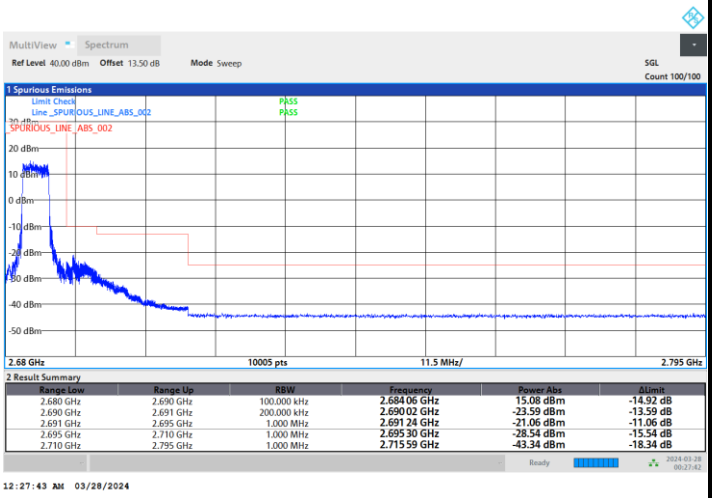

Lowest Band Edge / Outter Full RB

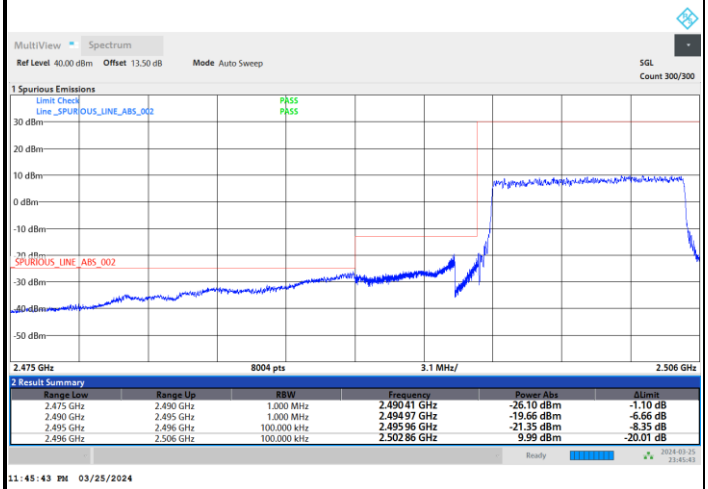

Highest Band Edge / Outter Full RB

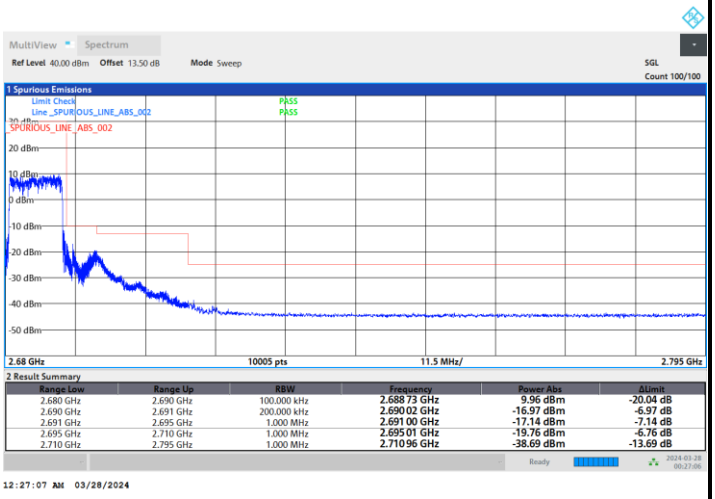

FR1 n41 / 10MHz / DFT-S OFDM / QPSK

Lowest Band Edge / Inner Full RB

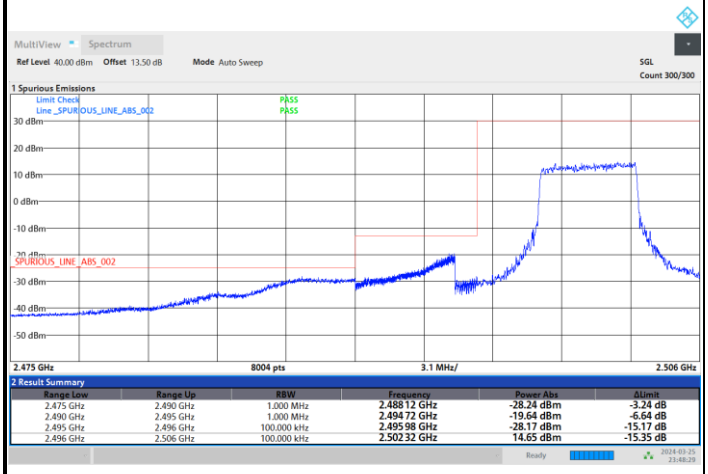

Highest Band Edge / Inner Full RB

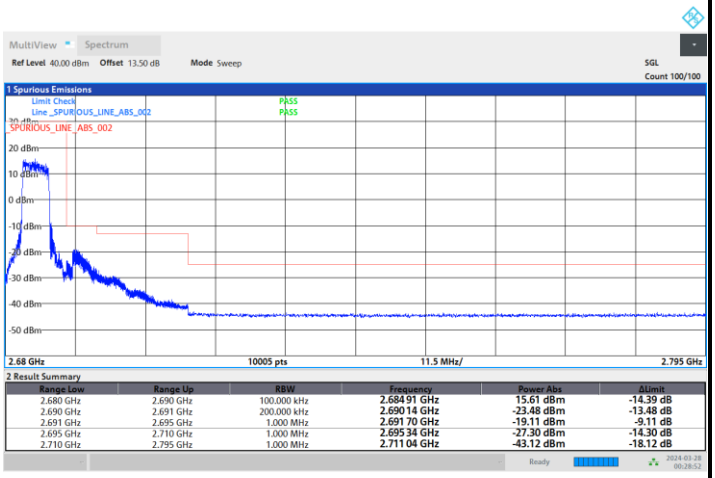

Lowest Band Edge / Outter Full RB

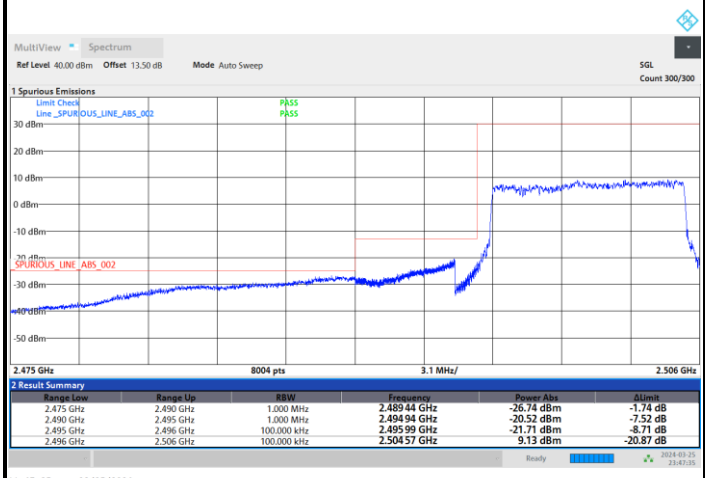

Highest Band Edge / Outter Full RB

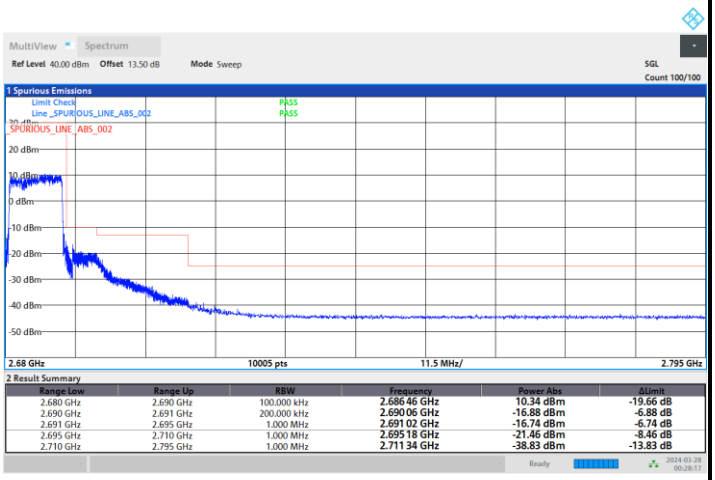

FR1 n41 / 10MHz / DFT-S OFDM / 16QAM	
Lowest Band Edge / Inner Full RB	**Highest Band Edge / Inner Full RB**
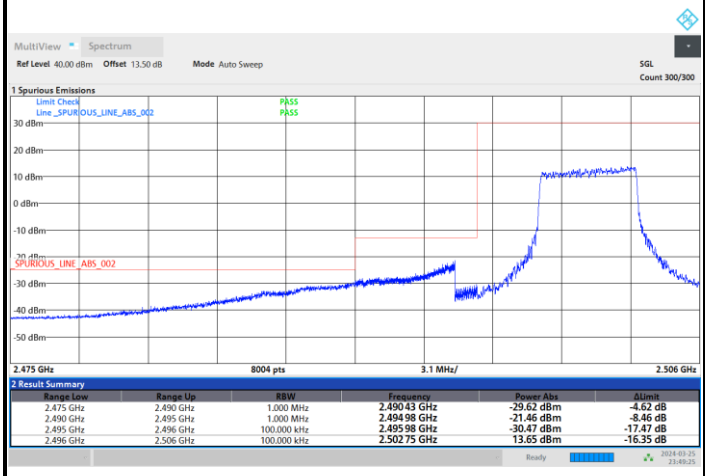	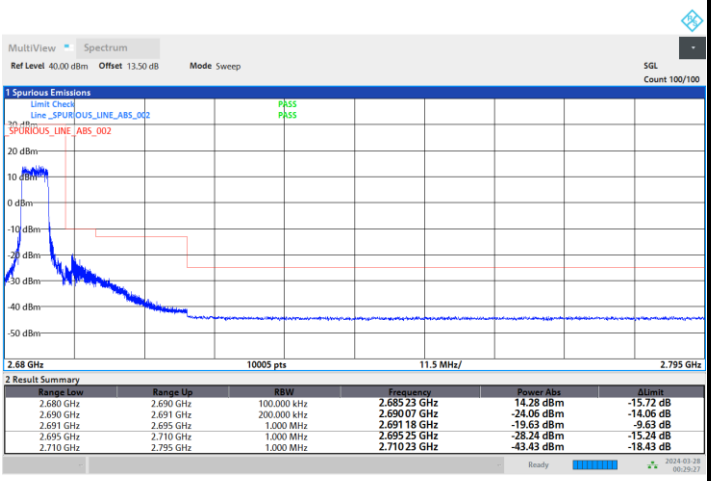

FR1 n41 / 15MHz / DFT-S OFDM / PI/2 BPSK	
Lowest Band Edge / Inner Full RB	**Highest Band Edge / Inner Full RB**
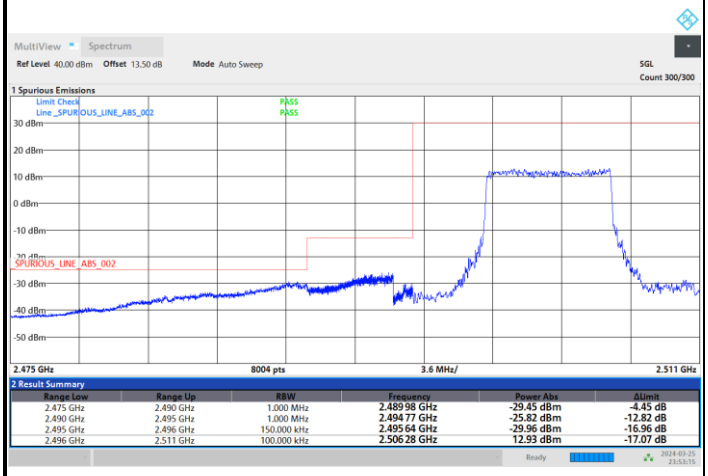	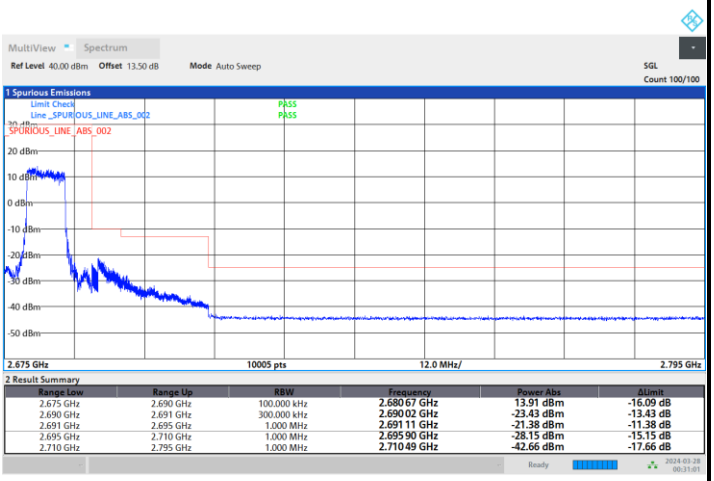

FR1 n41 / 15MHz / DFT-S OFDM / PI/2 BPSK

Lowest Band Edge / Outter Full RB

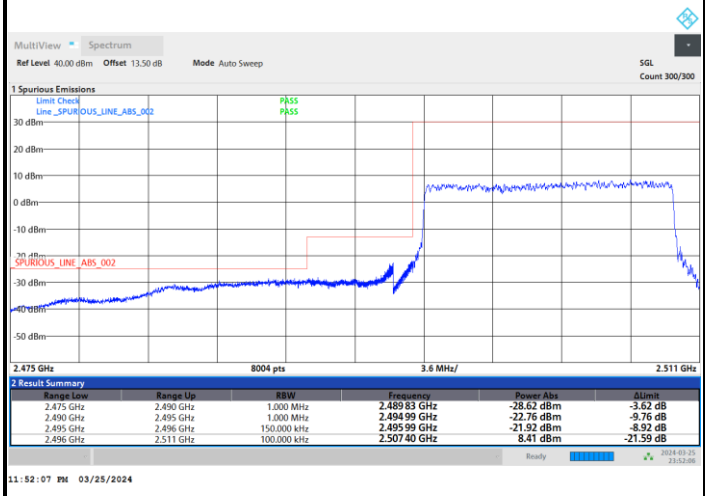

Highest Band Edge / Outter Full RB

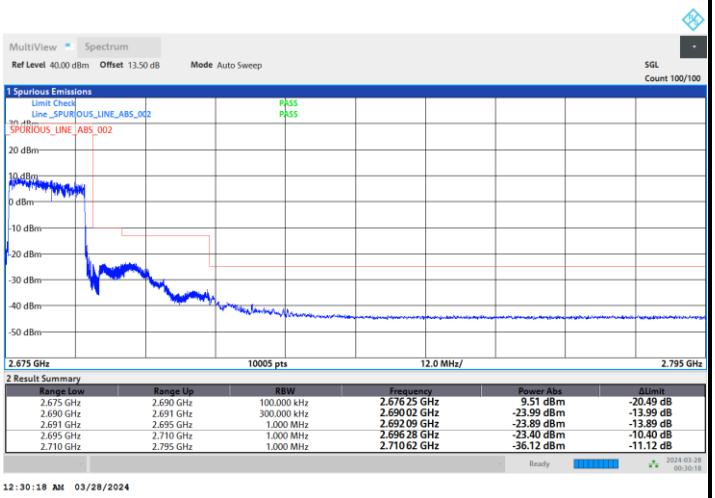

Channel power -25dBm > -26.63dBm (PASS)

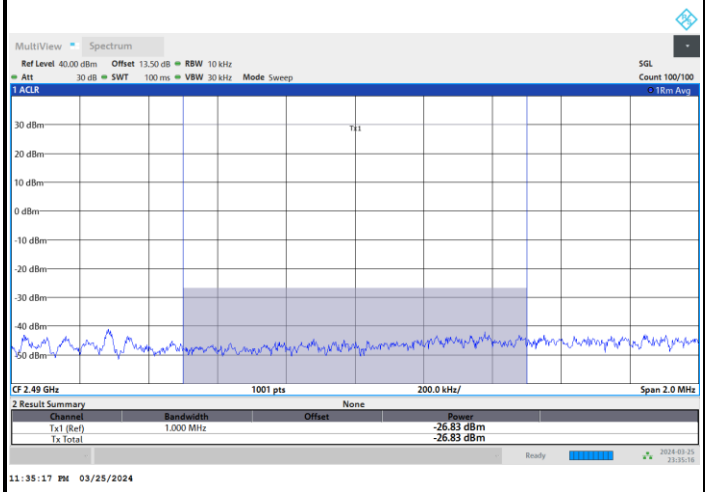

FR1 n41 / 15MHz / DFT-S OFDM / QPSK	
Lowest Band Edge / Inner Full RB	**Highest Band Edge / Inner Full RB**
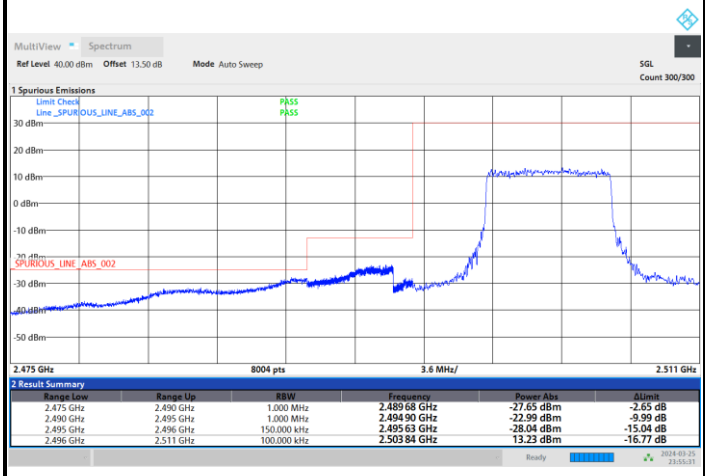	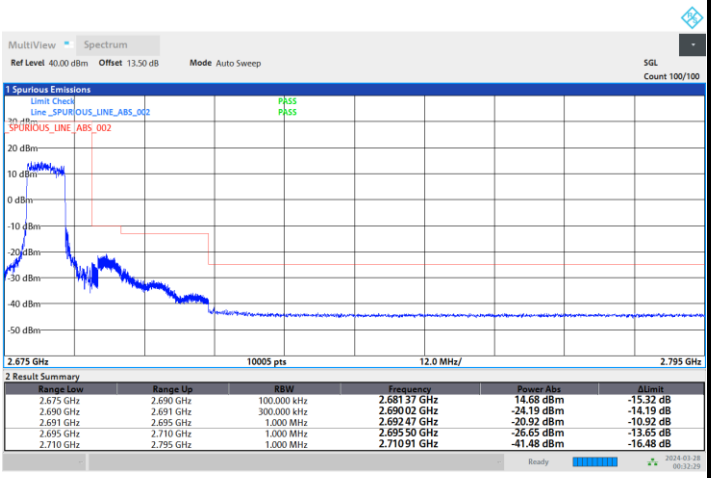

FR1 n41 / 15MHz / DFT-S OFDM / QPSK

Lowest Band Edge / Outter Full RB

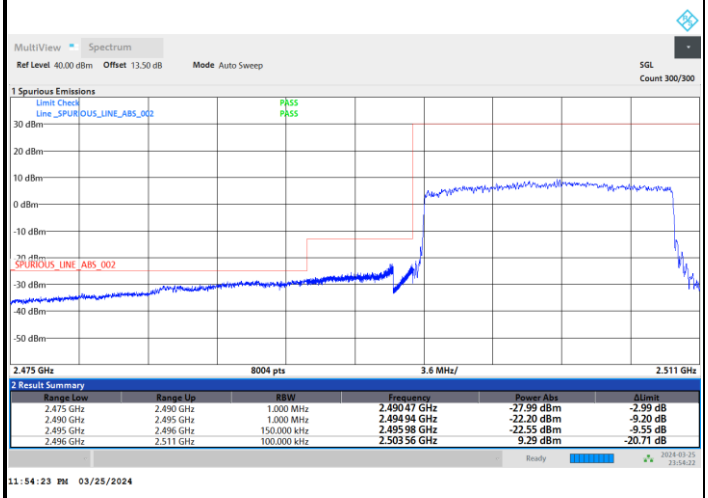

Highest Band Edge / Outter Full RB

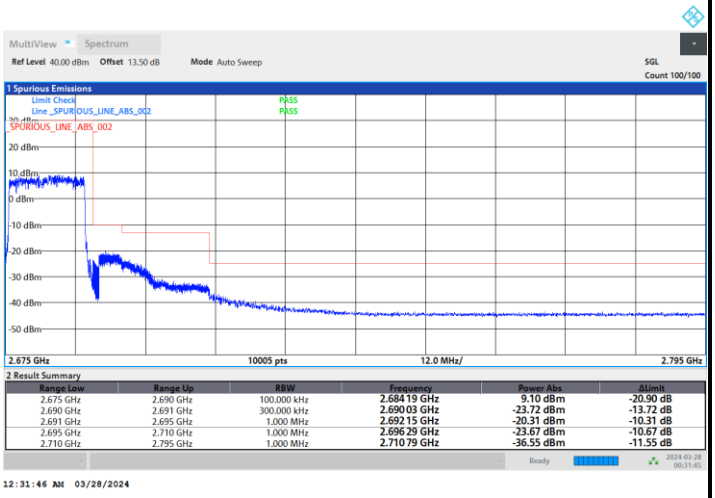

Channel power -25dBm > -26.50dBm (PASS)

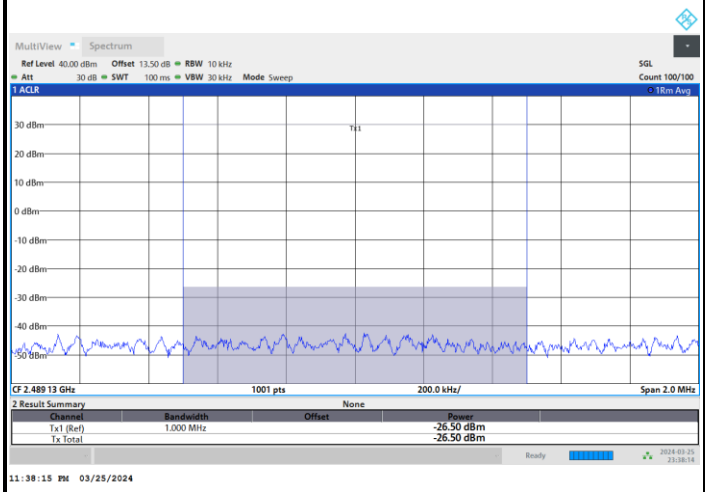

FR1 n41 / 15MHz / DFT-S OFDM / 16QAM	
Lowest Band Edge / Inner Full RB	**Highest Band Edge / Inner Full RB**
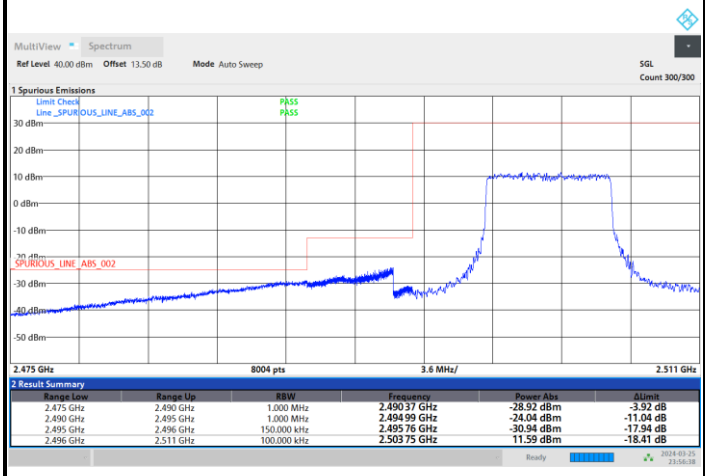	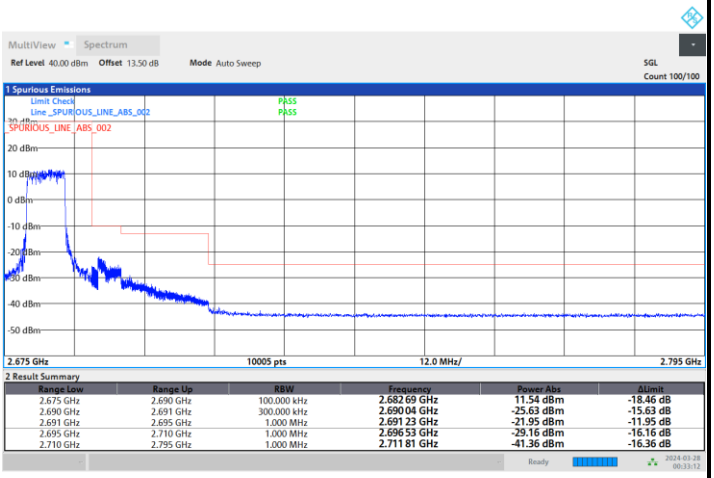

FR1 n41 / 20MHz / DFT-S OFDM / PI/2 BPSK	
Lowest Band Edge / Inner Full RB	**Highest Band Edge / Inner Full RB**

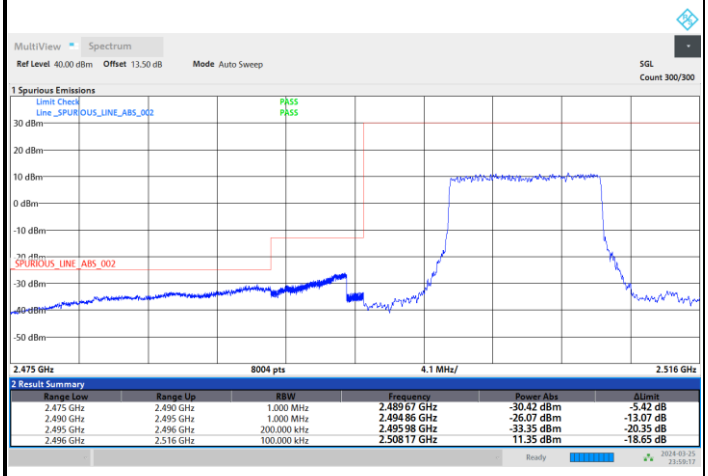

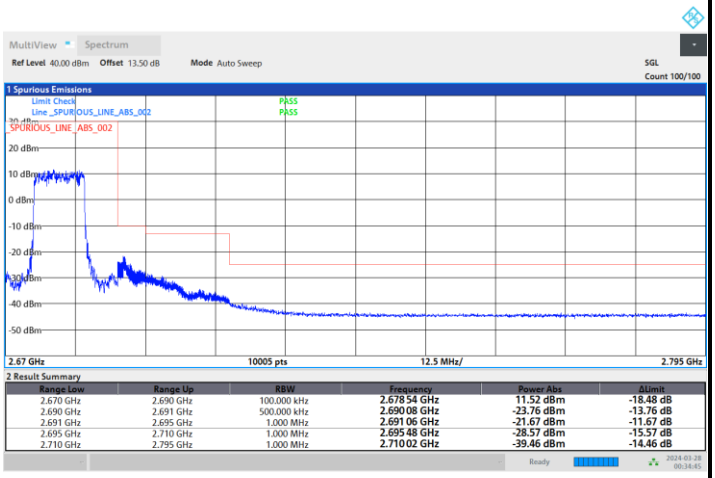

FR1 n41 / 20MHz / DFT-S OFDM / PI/2 BPSK

Lowest Band Edge / Outter Full RB

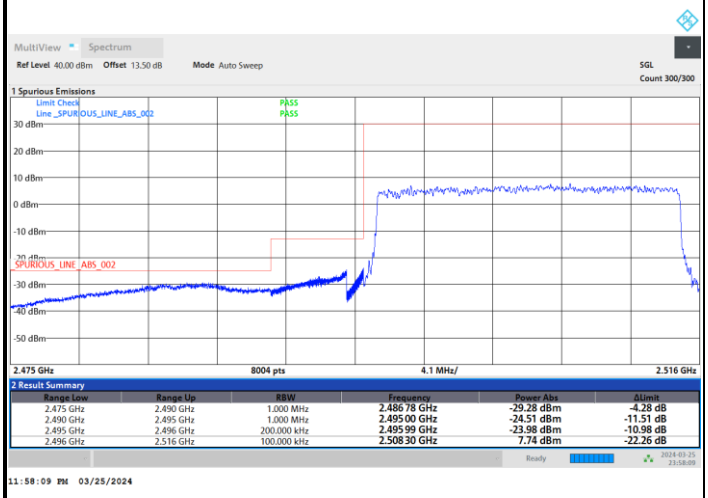

Highest Band Edge / Outter Full RB

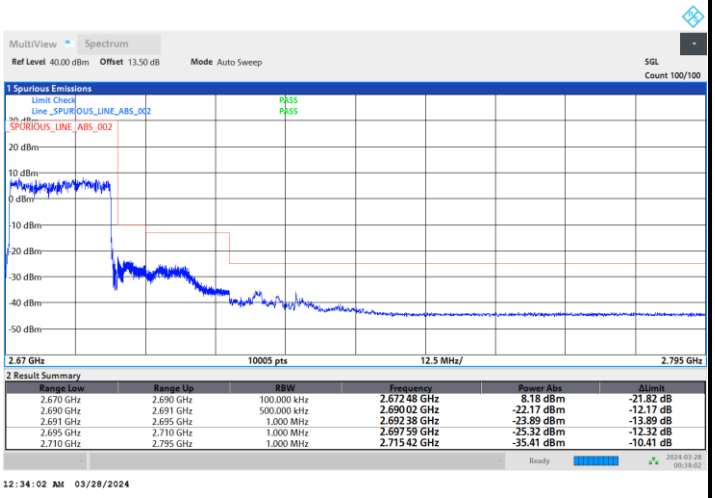

Channel power -25dBm > -26.70dBm (PASS)

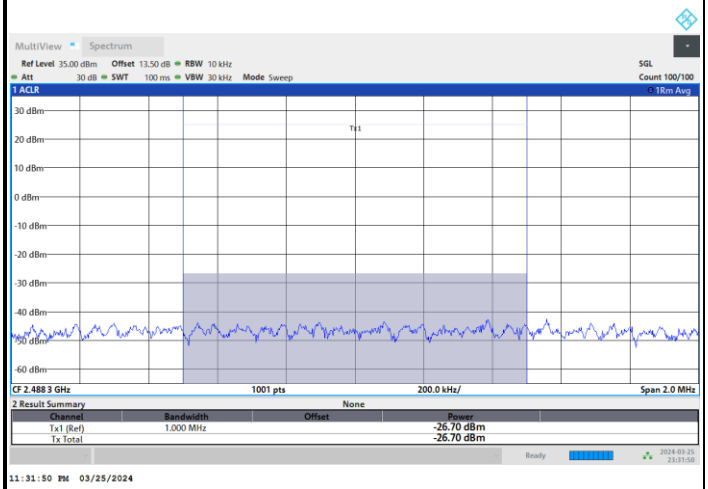

FR1 n41 / 20MHz / DFT-S OFDM / QPSK

Lowest Band Edge / Inner Full RB

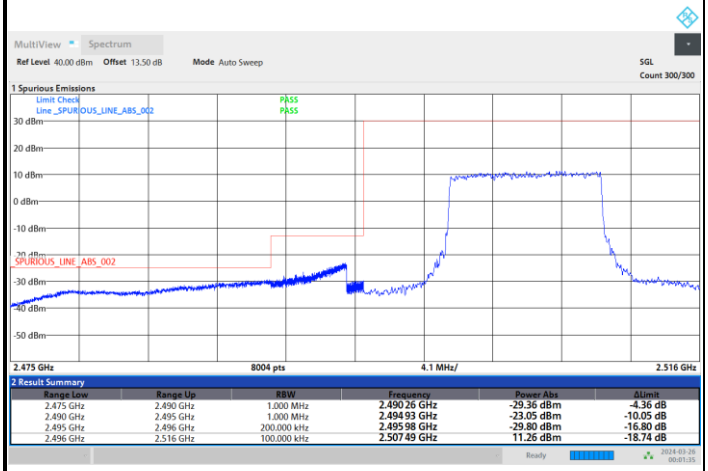

Highest Band Edge / Inner Full RB

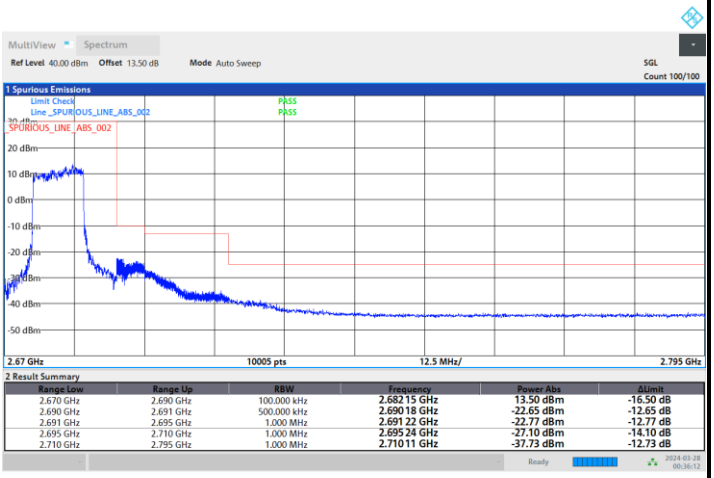

Lowest Band Edge / Outter Full RB

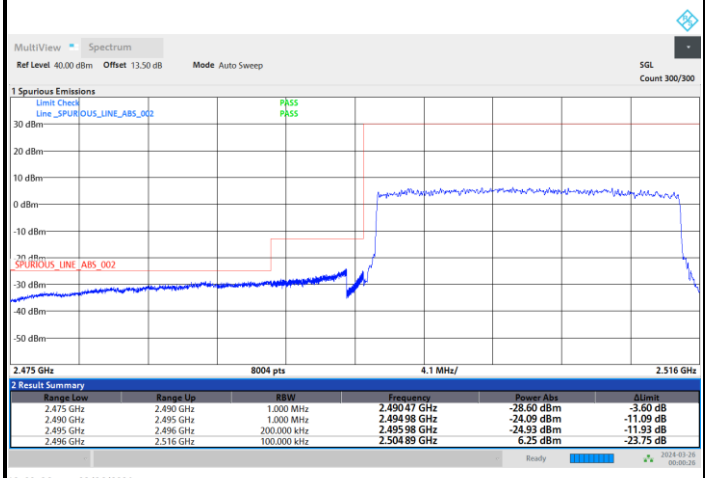

Highest Band Edge / Outter Full RB

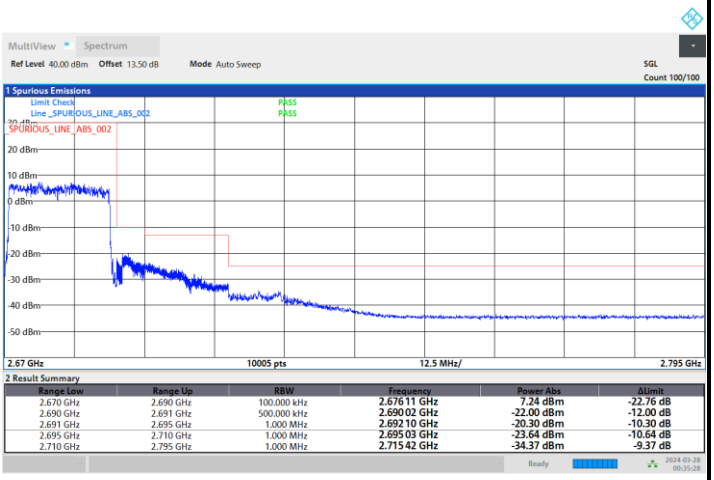

FR1 n41 / 20MHz / DFT-S OFDM / 16QAM	
Lowest Band Edge / Inner Full RB	**Highest Band Edge / Inner Full RB**
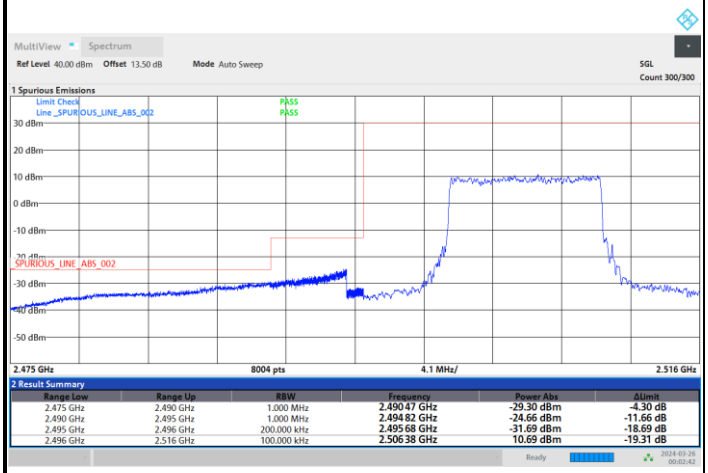	

FR1 n41 / 25MHz / DFT-S OFDM / PI/2 BPSK

Lowest Band Edge / Inner Full RB

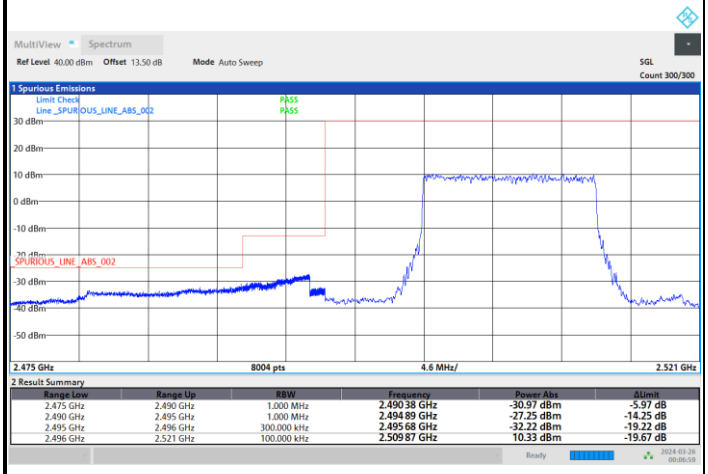

Highest Band Edge / Inner Full RB

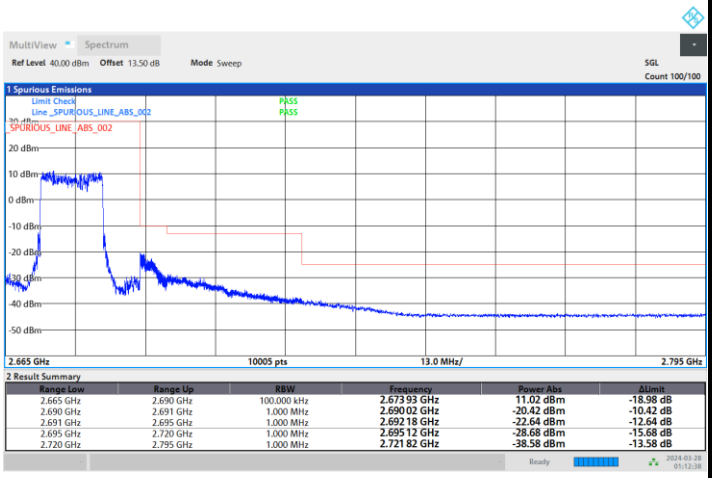

Lowest Band Edge / Outter Full RB

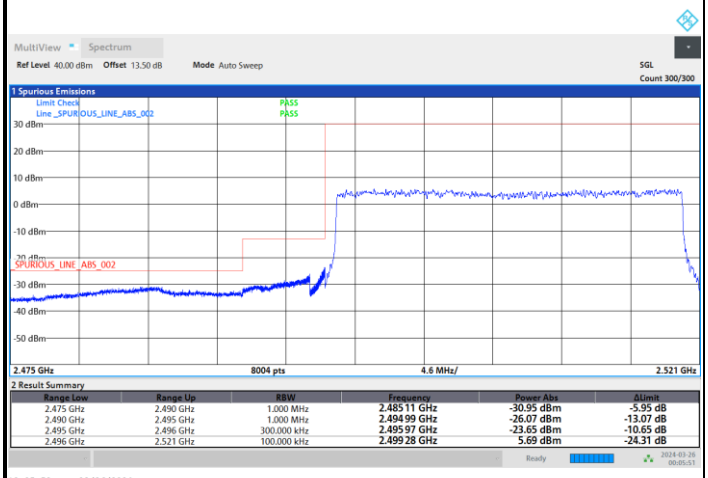

Highest Band Edge / Outter Full RB

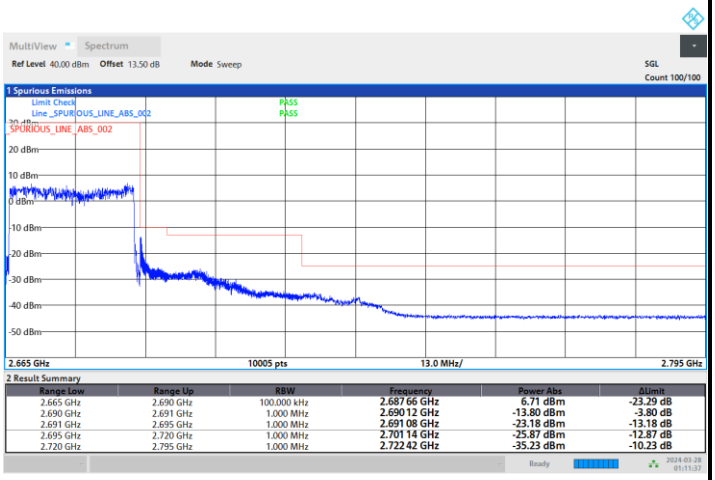

FR1 n41 / 25MHz / DFT-S OFDM / QPSK

Lowest Band Edge / Inner Full RB

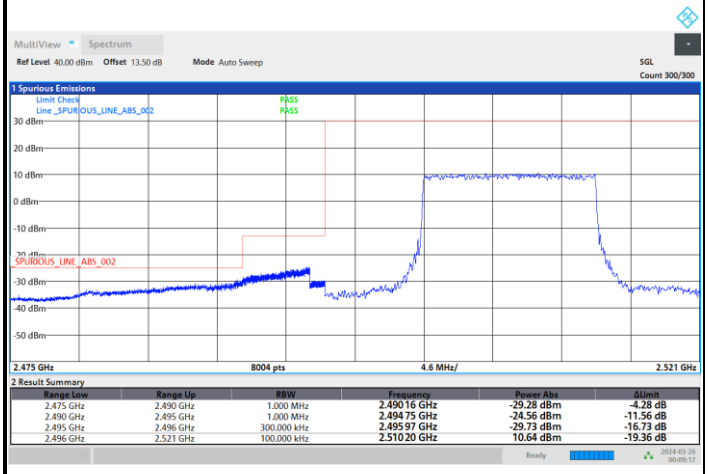

2 Result Summary

Range Low	Range Up	RBW	Frequency	Power Abs	ΔLimit
2.475 GHz	2.490 GHz	1.000 MHz	2.490 16 GHz	-29.28 dBm	-4.28 dB
2.490 GHz	2.495 GHz	1.000 MHz	2.494 75 GHz	-24.56 dBm	-11.56 dB
2.495 GHz	2.496 GHz	300.000 kHz	2.495 97 GHz	-29.73 dBm	-16.73 dB
2.496 GHz	2.521 GHz	100.000 kHz	2.510 20 GHz	10.64 dBm	-19.36 dB

12:09:17 AM 03/26/2024

Highest Band Edge / Inner Full RB

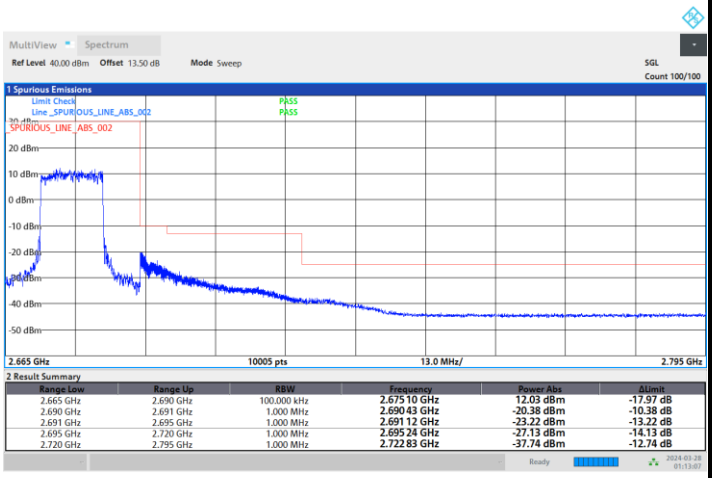

2 Result Summary

Range Low	Range Up	RBW	Frequency	Power Abs	ΔLimit
2.665 GHz	2.690 GHz	100.000 kHz	2.675 10 GHz	12.03 dBm	-17.97 dB
2.690 GHz	2.691 GHz	1.000 MHz	2.690 43 GHz	-20.38 dBm	-10.38 dB
2.691 GHz	2.695 GHz	1.000 MHz	2.691 12 GHz	-23.22 dBm	-13.22 dB
2.695 GHz	2.720 GHz	1.000 MHz	2.695 24 GHz	-27.13 dBm	-14.13 dB
2.720 GHz	2.795 GHz	1.000 MHz	2.722 83 GHz	-37.74 dBm	-12.74 dB

01:13:08 AM 03/28/2024

Lowest Band Edge / Outter Full RB

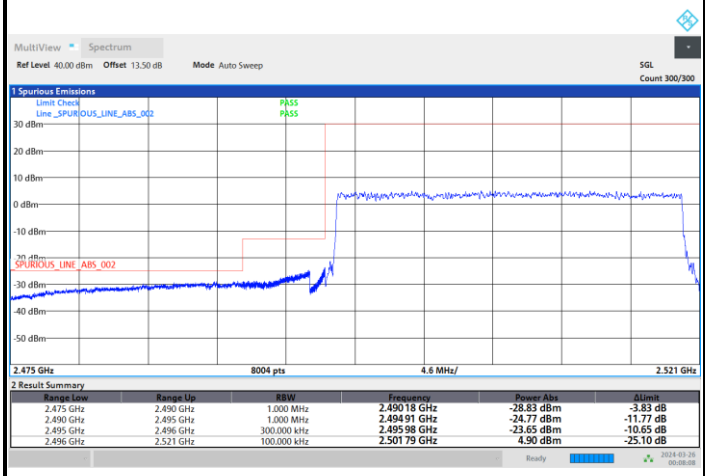

2 Result Summary

Range Low	Range Up	RBW	Frequency	Power Abs	ΔLimit
2.475 GHz	2.490 GHz	1.000 MHz	2.490 18 GHz	-28.83 dBm	-3.83 dB
2.490 GHz	2.495 GHz	1.000 MHz	2.494 91 GHz	-24.77 dBm	-11.77 dB
2.495 GHz	2.496 GHz	300.000 kHz	2.495 98 GHz	-23.65 dBm	-10.65 dB
2.496 GHz	2.521 GHz	100.000 kHz	2.501 79 GHz	4.90 dBm	-25.10 dB

12:08:09 AM 03/26/2024

Highest Band Edge / Outter Full RB

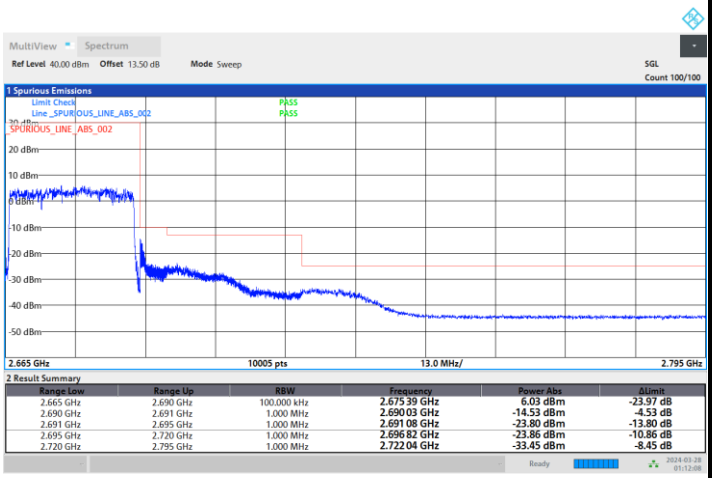

2 Result Summary

Range Low	Range Up	RBW	Frequency	Power Abs	ΔLimit
2.665 GHz	2.690 GHz	100.000 kHz	2.675 39 GHz	6.03 dBm	-23.97 dB
2.690 GHz	2.691 GHz	1.000 MHz	2.690 03 GHz	-14.53 dBm	-4.53 dB
2.691 GHz	2.695 GHz	1.000 MHz	2.691 08 GHz	-23.80 dBm	-13.80 dB
2.695 GHz	2.720 GHz	1.000 MHz	2.696 82 GHz	-23.86 dBm	-10.86 dB
2.720 GHz	2.795 GHz	1.000 MHz	2.722 04 GHz	-33.45 dBm	-8.45 dB

01:12:08 AM 03/28/2024

FR1 n41 / 25MHz / DFT-S OFDM / 16QAM	
Lowest Band Edge / Inner Full RB	**Highest Band Edge / Inner Full RB**
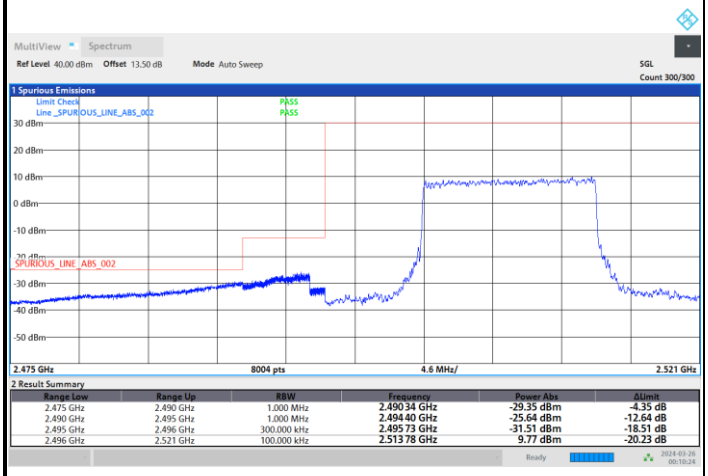	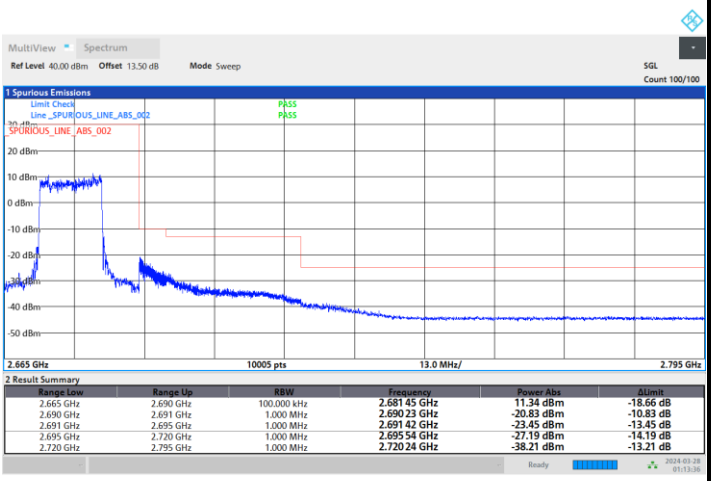

FR1 n41 / 30MHz / DFT-S OFDM / PI/2 BPSK

Lowest Band Edge / Inner Full RB

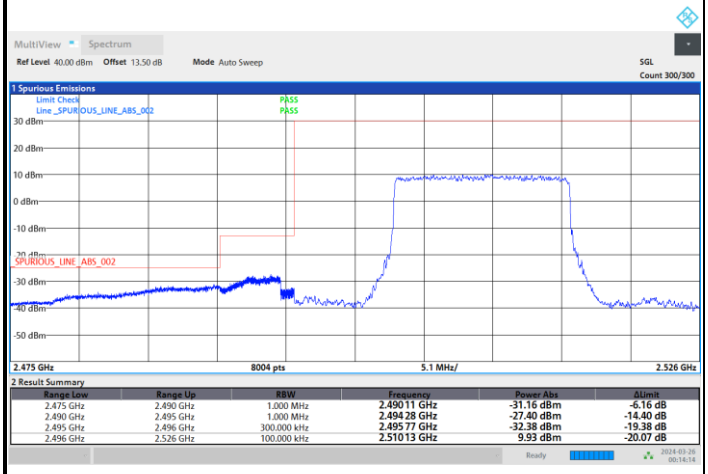

2 Result Summary

Range Low	Range Up	RBW	Frequency	Power Abs	ΔLimit
2.475 GHz	2.490 GHz	1.000 MHz	2.490 11 GHz	-31.16 dBm	-6.16 dB
2.490 GHz	2.495 GHz	1.000 MHz	2.494 28 GHz	-27.40 dBm	-14.40 dB
2.495 GHz	2.496 GHz	300.000 kHz	2.495 77 GHz	-32.38 dBm	-19.38 dB
2.496 GHz	2.526 GHz	100.000 kHz	2.510 13 GHz	9.93 dBm	-20.07 dB

12:14:14 AM 03/26/2024

Highest Band Edge / Inner Full RB

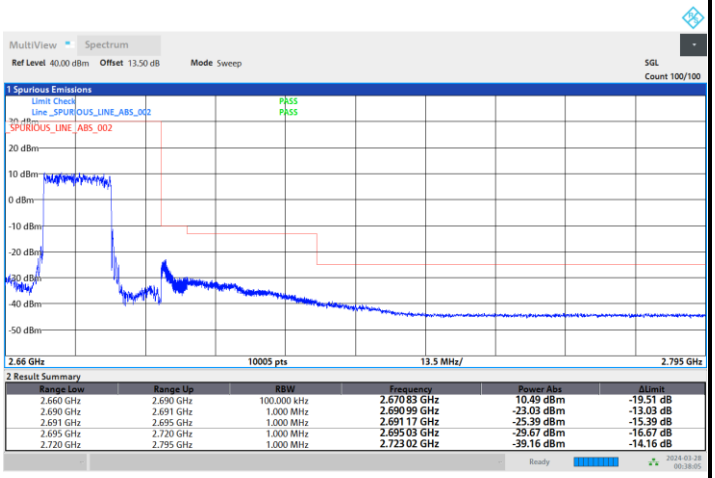

2 Result Summary

Range Low	Range Up	RBW	Frequency	Power Abs	ΔLimit
2.660 GHz	2.690 GHz	100.000 kHz	2.670 83 GHz	10.49 dBm	-19.51 dB
2.690 GHz	2.691 GHz	1.000 MHz	2.690 99 GHz	-23.03 dBm	-13.03 dB
2.691 GHz	2.695 GHz	1.000 MHz	2.691 17 GHz	-25.39 dBm	-15.39 dB
2.695 GHz	2.720 GHz	1.000 MHz	2.695 03 GHz	-29.67 dBm	-16.67 dB
2.720 GHz	2.795 GHz	1.000 MHz	2.723 02 GHz	-39.16 dBm	-14.16 dB

12:38:05 AM 03/28/2024

Lowest Band Edge / Outter Full RB

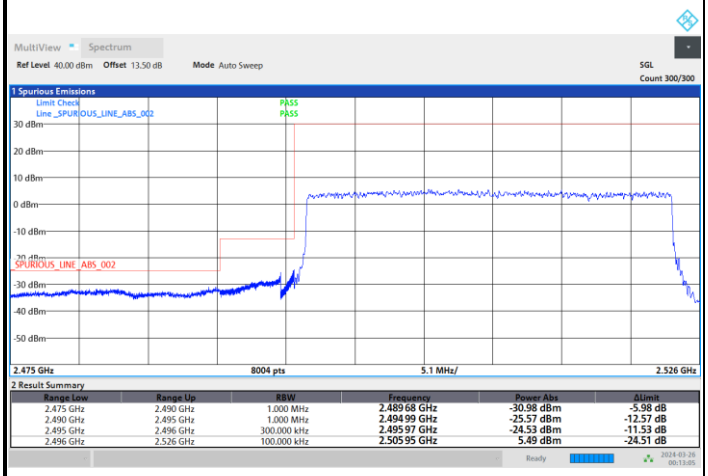

2 Result Summary

Range Low	Range Up	RBW	Frequency	Power Abs	ΔLimit
2.475 GHz	2.490 GHz	1.000 MHz	2.489 68 GHz	-30.98 dBm	-5.98 dB
2.490 GHz	2.495 GHz	1.000 MHz	2.494 99 GHz	-25.57 dBm	-12.57 dB
2.495 GHz	2.496 GHz	300.000 kHz	2.495 97 GHz	-24.53 dBm	-11.53 dB
2.496 GHz	2.526 GHz	100.000 kHz	2.505 95 GHz	5.49 dBm	-24.51 dB

12:13:06 AM 03/26/2024

Highest Band Edge / Outter Full RB

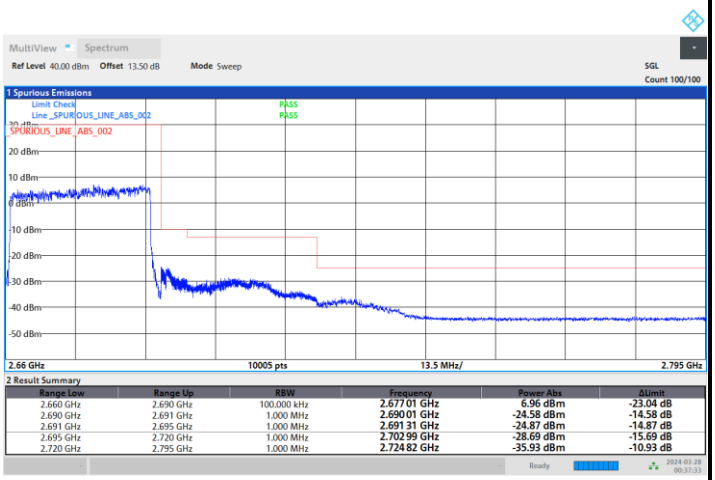

2 Result Summary

Range Low	Range Up	RBW	Frequency	Power Abs	ΔLimit
2.660 GHz	2.690 GHz	100.000 kHz	2.677 01 GHz	6.96 dBm	-23.04 dB
2.690 GHz	2.691 GHz	1.000 MHz	2.690 01 GHz	-24.58 dBm	-14.58 dB
2.691 GHz	2.695 GHz	1.000 MHz	2.691 31 GHz	-24.87 dBm	-14.87 dB
2.695 GHz	2.720 GHz	1.000 MHz	2.702 99 GHz	-28.69 dBm	-15.69 dB
2.720 GHz	2.795 GHz	1.000 MHz	2.724 82 GHz	-35.93 dBm	-10.93 dB

12:37:33 AM 03/28/2024

FR1 n41 / 30MHz / DFT-S OFDM / QPSK

Lowest Band Edge / Inner Full RB

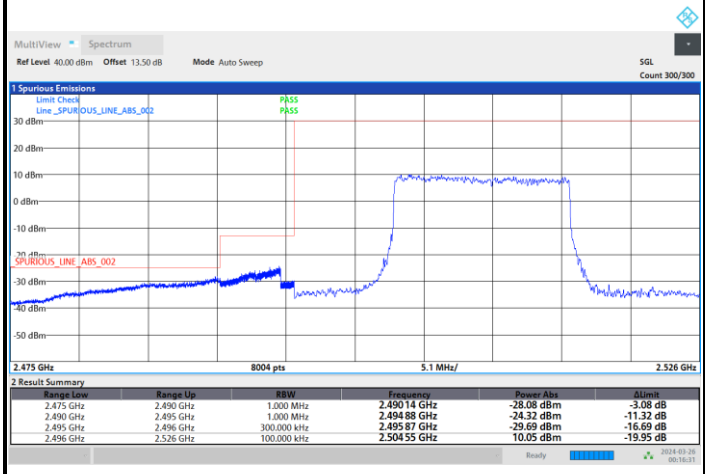

Highest Band Edge / Inner Full RB

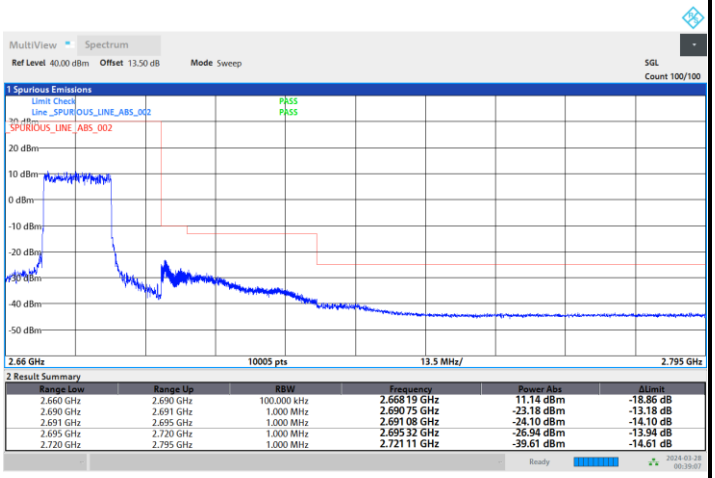

Lowest Band Edge / Outter Full RB

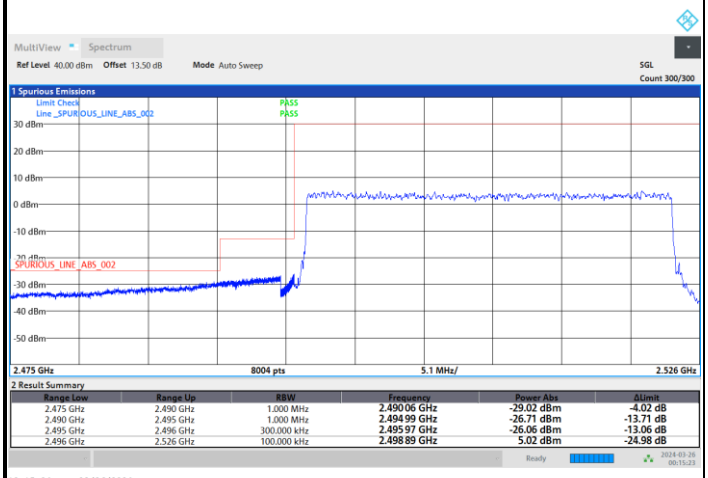

Highest Band Edge / Outter Full RB

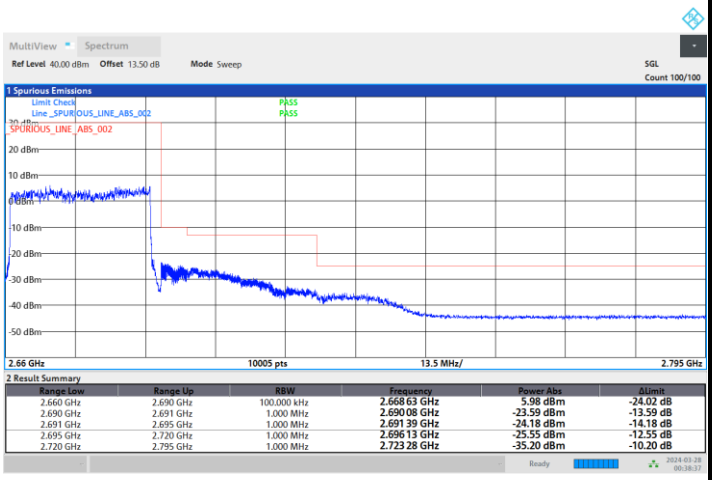

FR1 n41 / 30MHz / DFT-S OFDM / 16QAM	
Lowest Band Edge / Inner Full RB	**Highest Band Edge / Inner Full RB**
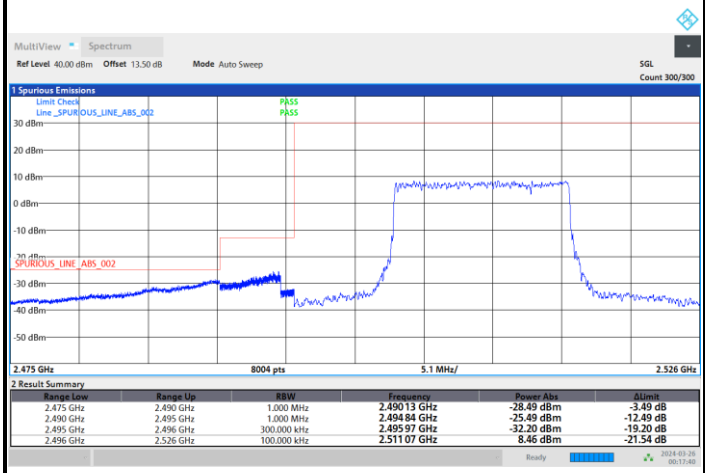	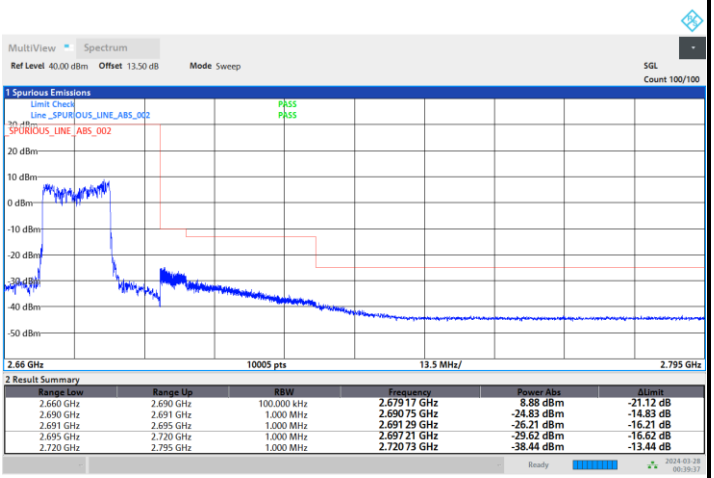

FR1 n41 / 40MHz / DFT-S OFDM / PI/2 BPSK	
Lowest Band Edge / Inner Full RB	**Highest Band Edge / Inner Full RB**
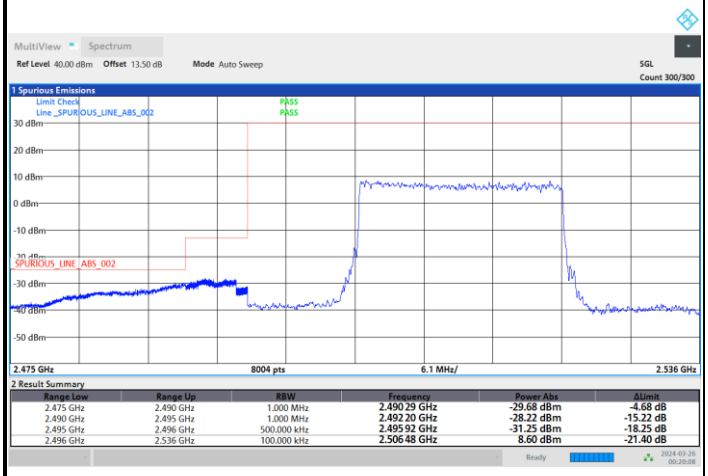	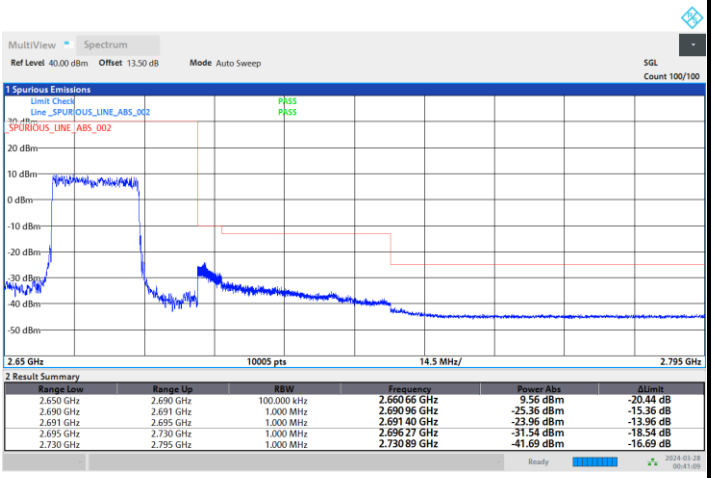

FR1 n41 / 40MHz / DFT-S OFDM / PI/2 BPSK

Lowest Band Edge / Outter Full RB

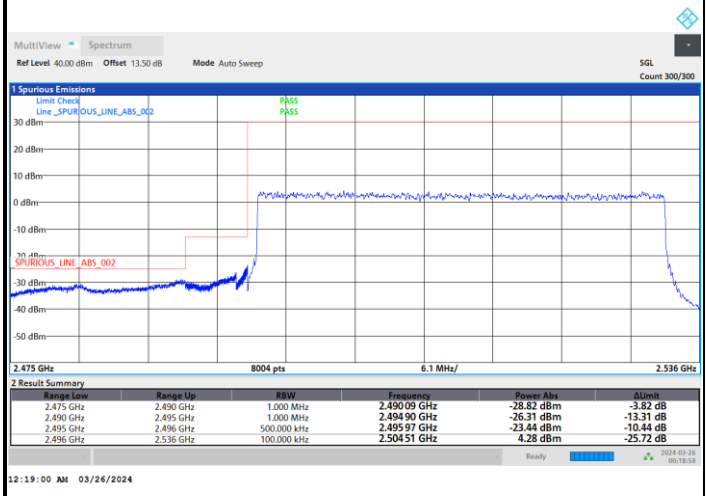

Highest Band Edge / Outter Full RB

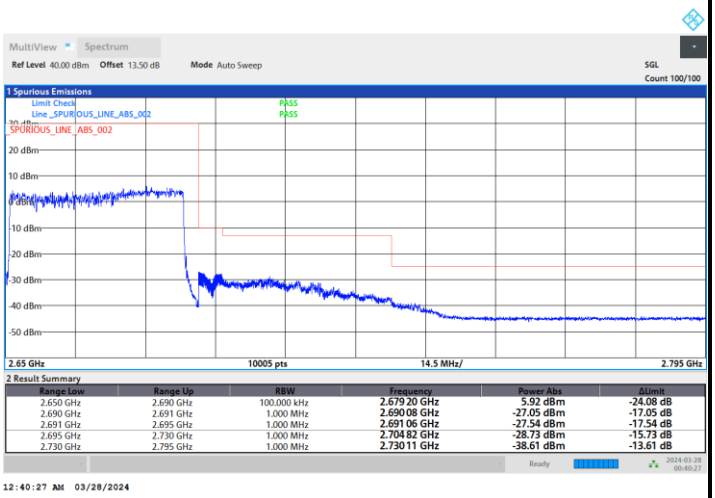

Channel power -25dBm > -26.94dBm (PASS)

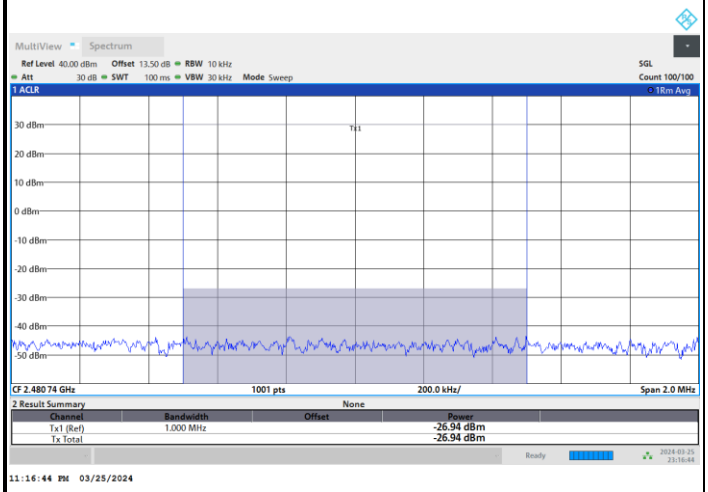

FR1 n41 / 40MHz / DFT-S OFDM / QPSK

Lowest Band Edge / Inner Full RB

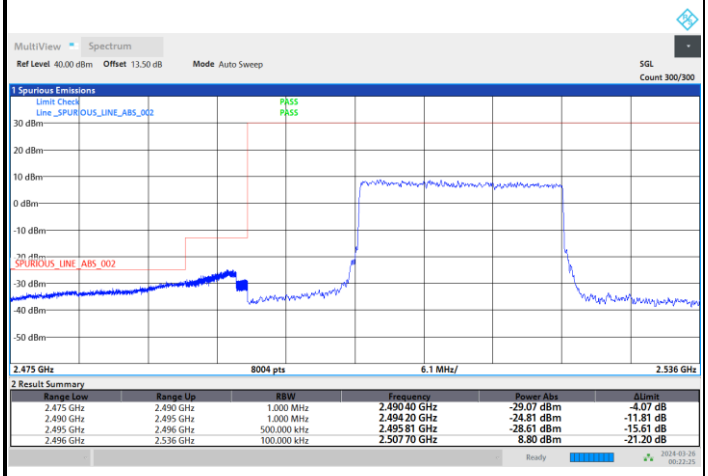

Highest Band Edge / Inner Full RB

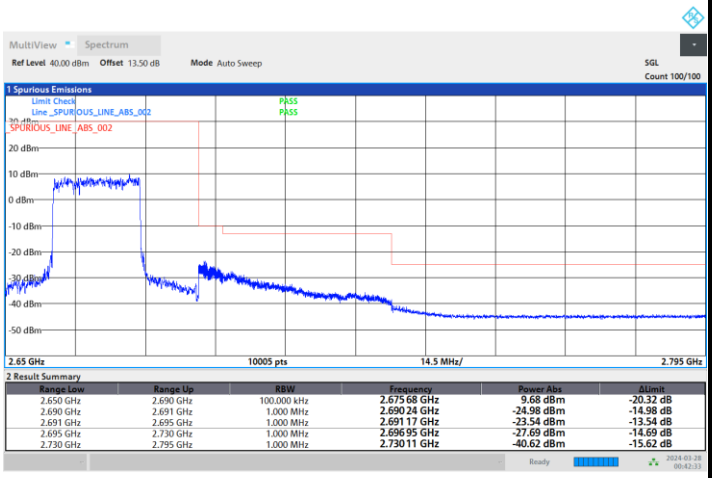
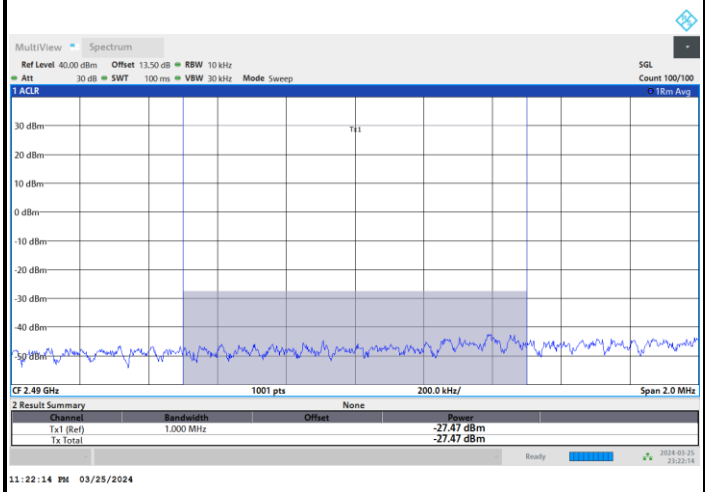
Channel power -25dBm > -27.47dBm (PASS)