FR1 n77 / 25MHz / CP OFDM / 64QAM

Lowest Band Edge / Full RB

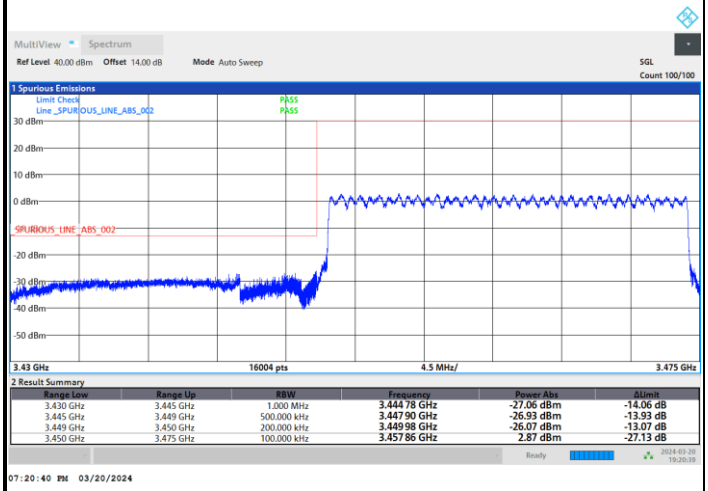

Highest Band Edge / Full RB

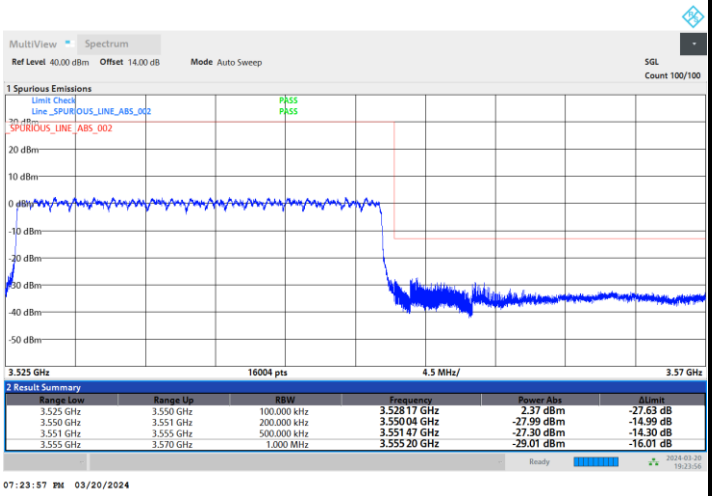

FR1 n77 / 25MHz / CP OFDM / 256QAM

Lowest Band Edge / Full RB

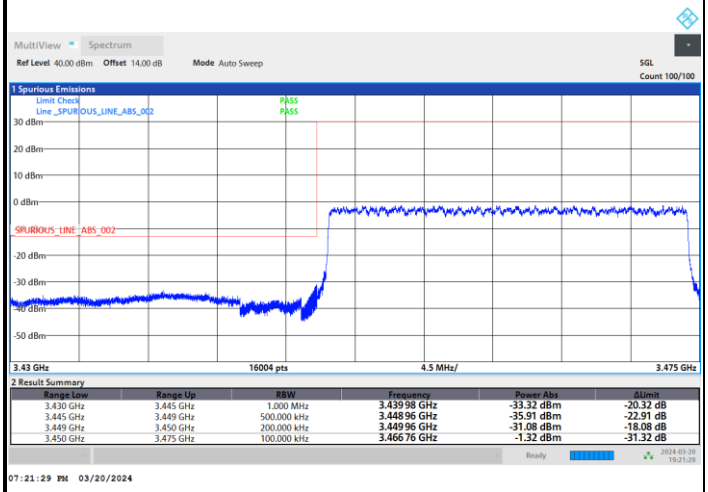

Highest Band Edge / Full RB

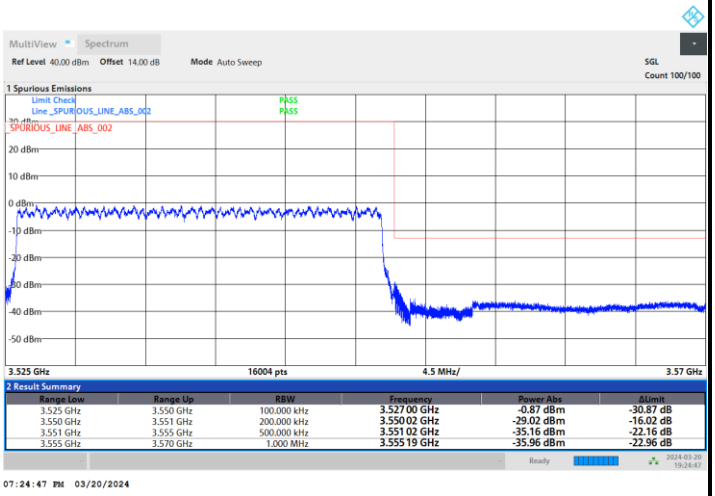

FR1 n77 / 30MHz / CP OFDM / QPSK

Lowest Band Edge / Full RB

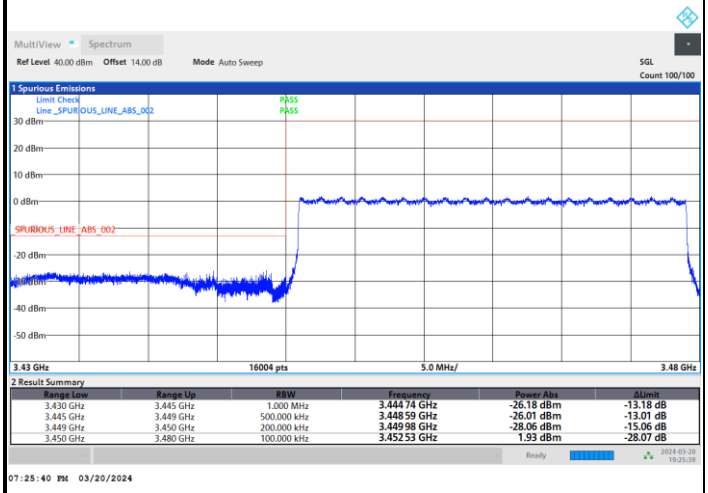

Highest Band Edge / Full RB

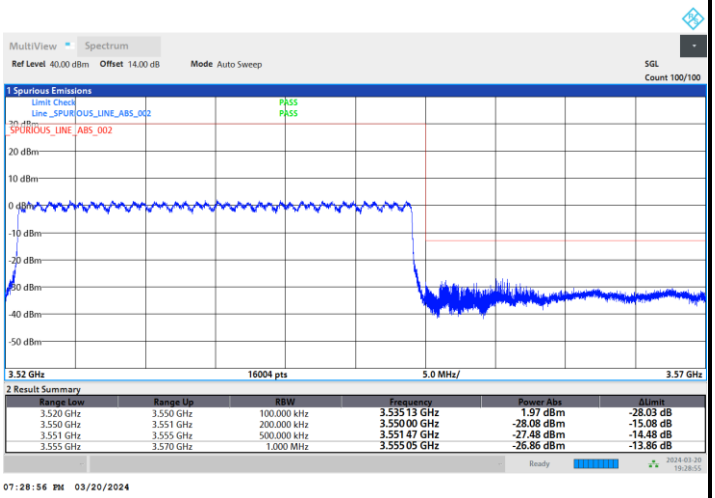

FR1 n77 / 30MHz / CP OFDM / 16QAM

Lowest Band Edge / Full RB

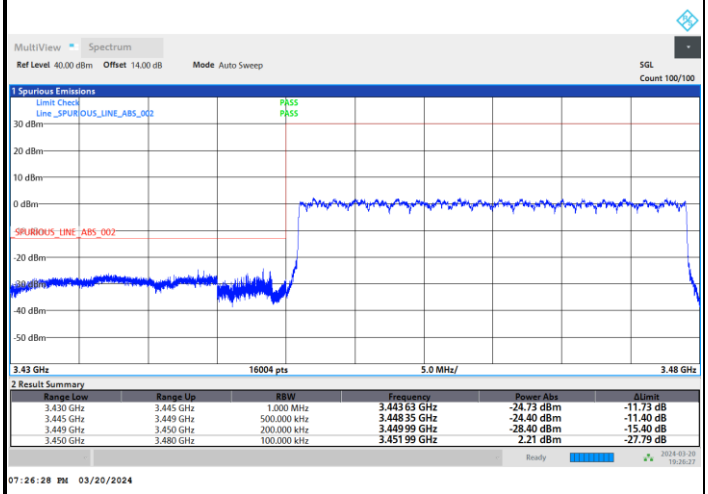

Highest Band Edge / Full RB

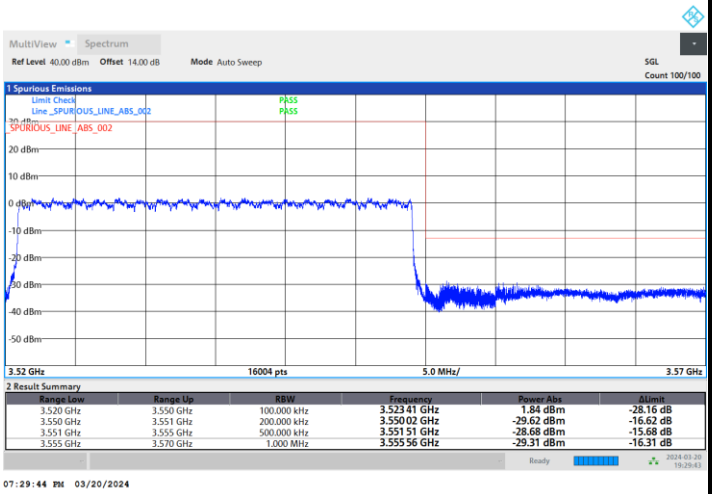

FR1 n77 / 30MHz / CP OFDM / 64QAM	
Lowest Band Edge / Full RB	**Highest Band Edge / Full RB**
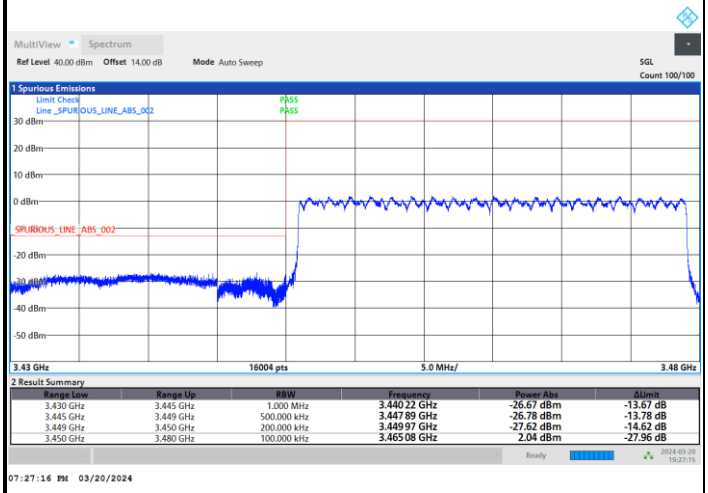	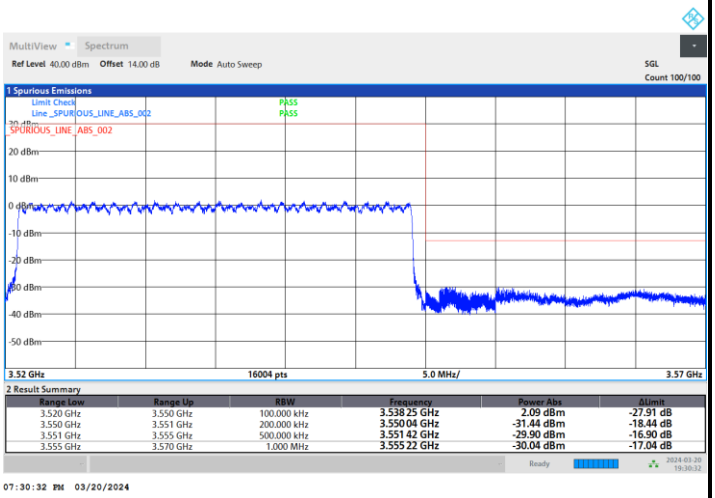

FR1 n77 / 30MHz / CP OFDM / 256QAM	
Lowest Band Edge / Full RB	**Highest Band Edge / Full RB**
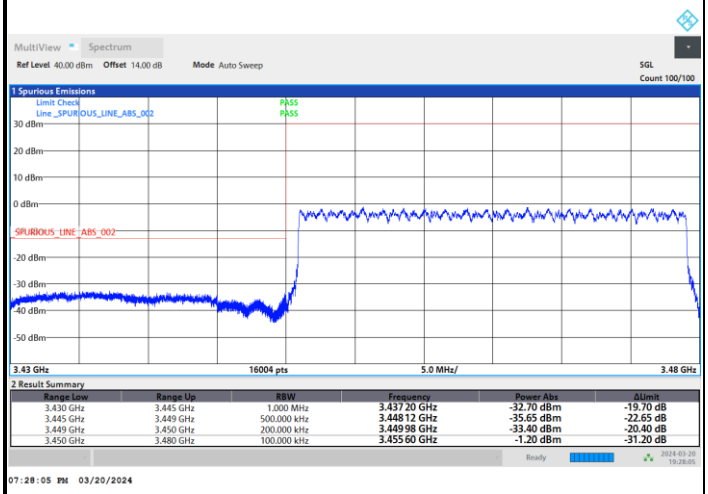	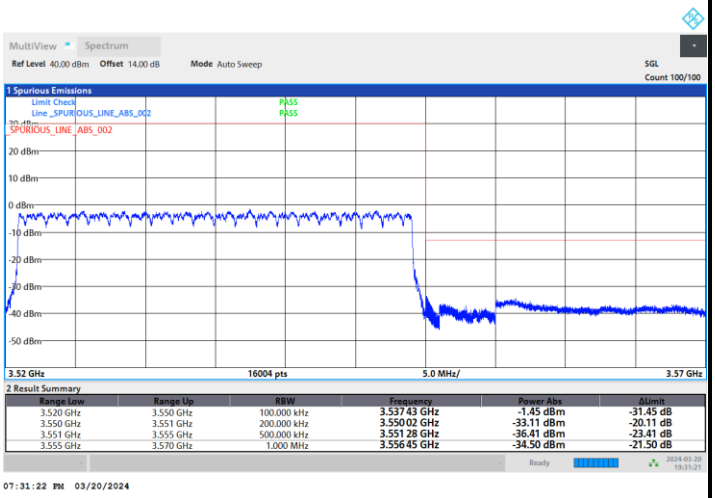

FR1 n77 / 40MHz / CP OFDM / QPSK

Lowest Band Edge / Full RB

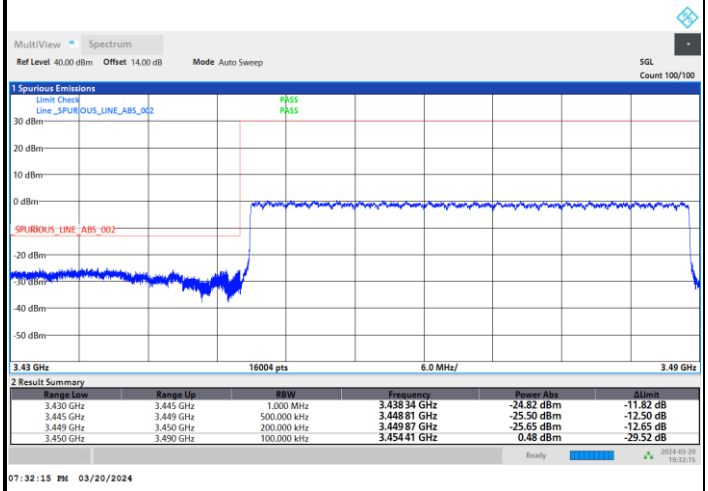

Highest Band Edge / Full RB

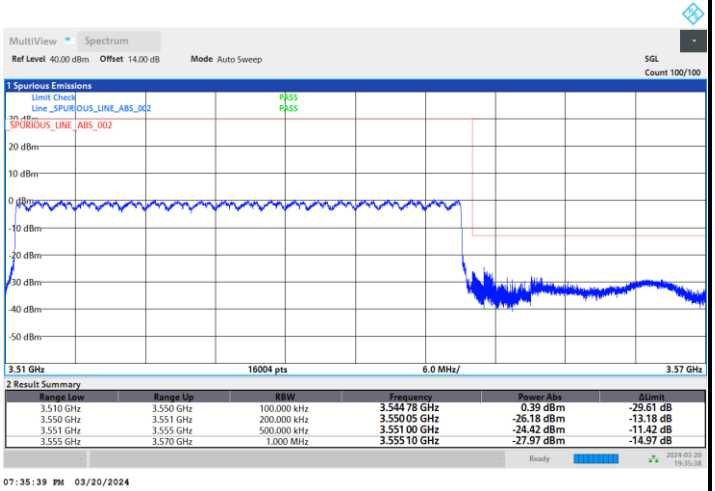

FR1 n77 / 40MHz / CP OFDM / 16QAM

Lowest Band Edge / Full RB

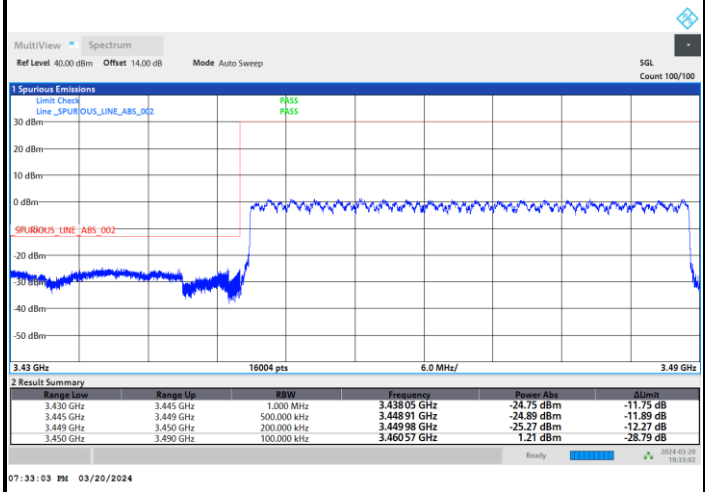

Highest Band Edge / Full RB

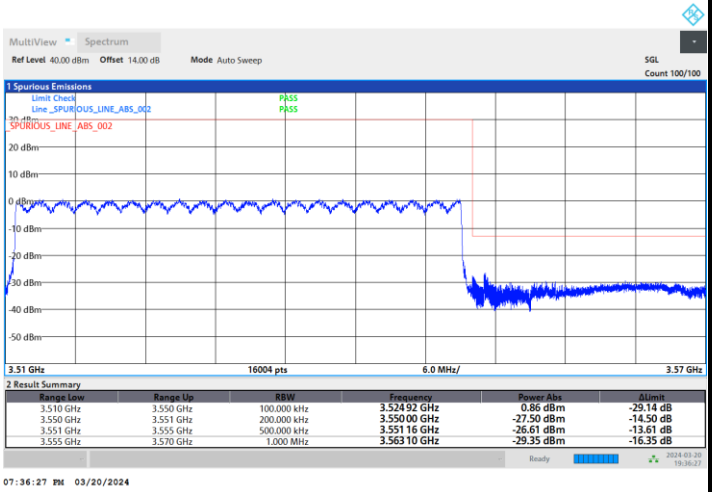

FR1 n77 / 40MHz / CP OFDM / 64QAM

Lowest Band Edge / Full RB

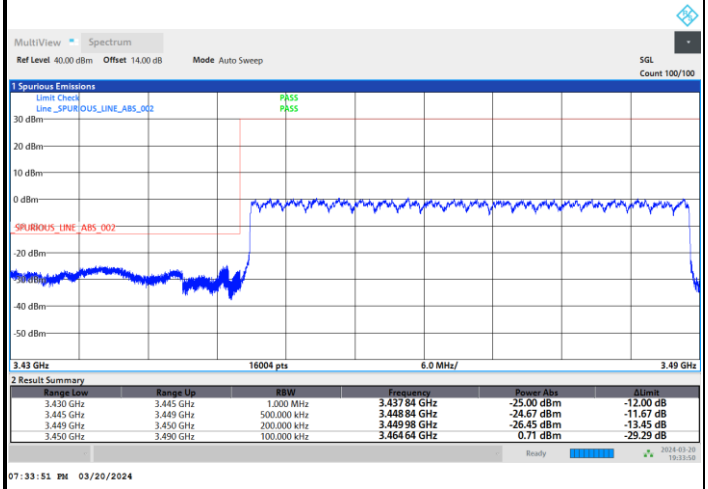

Highest Band Edge / Full RB

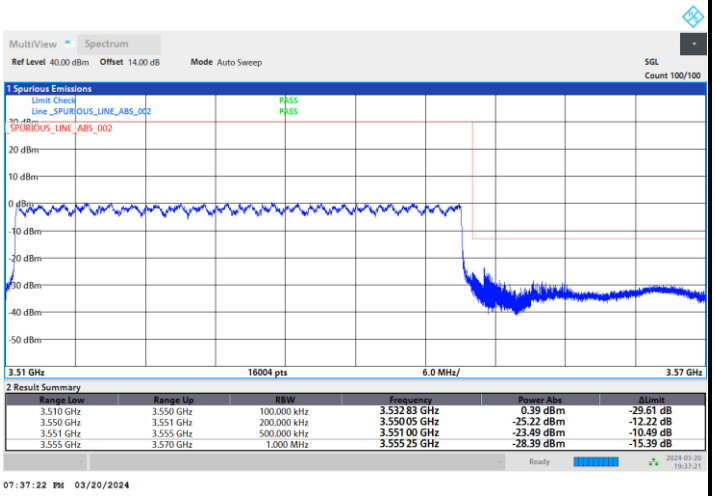

FR1 n77 / 40MHz / CP OFDM / 256QAM

Lowest Band Edge / Full RB

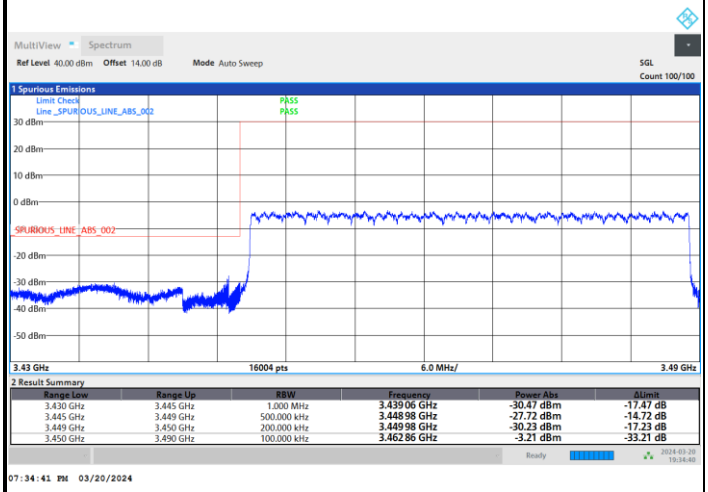

Highest Band Edge / Full RB

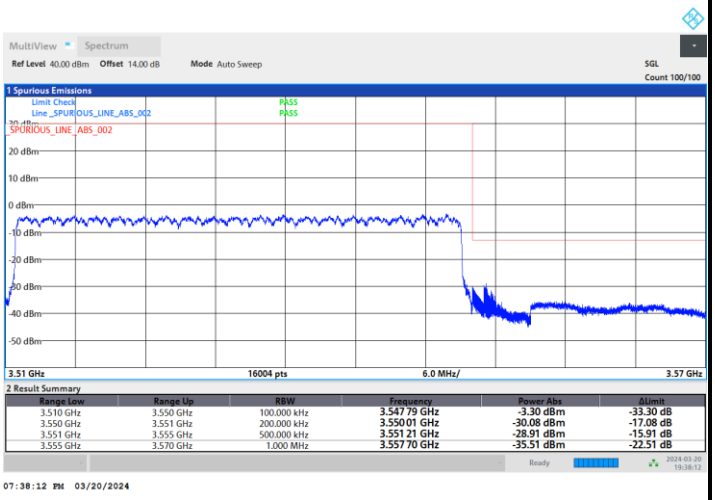

FR1 n77 / 50MHz / CP OFDM / QPSK

Lowest Band Edge / Full RB

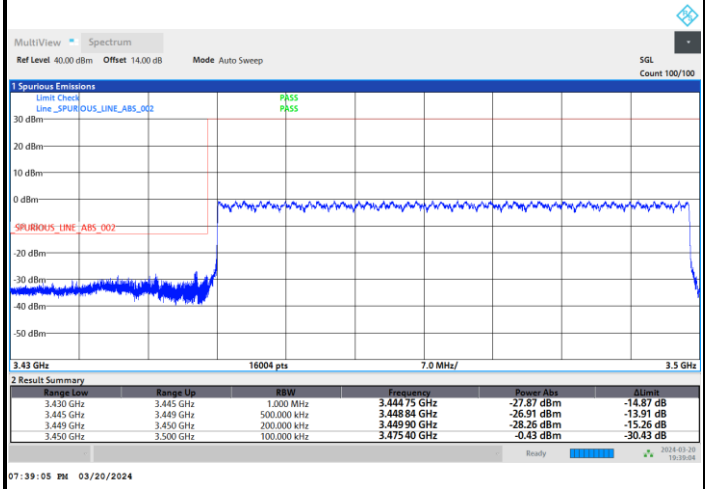

Highest Band Edge / Full RB

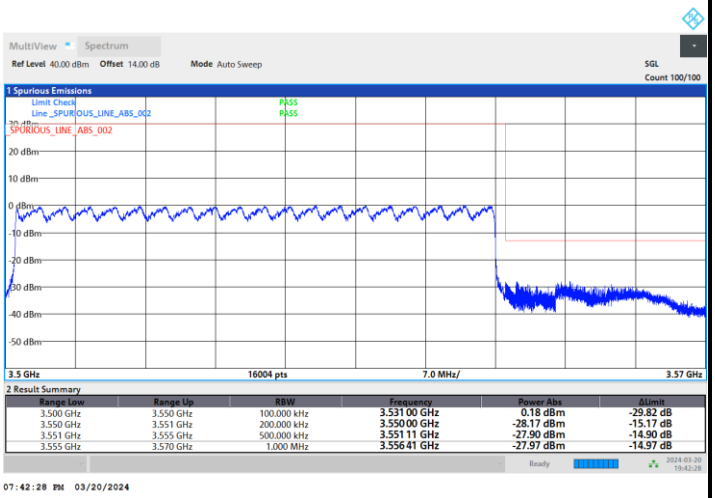

FR1 n77 / 50MHz / CP OFDM / 16QAM

Lowest Band Edge / Full RB

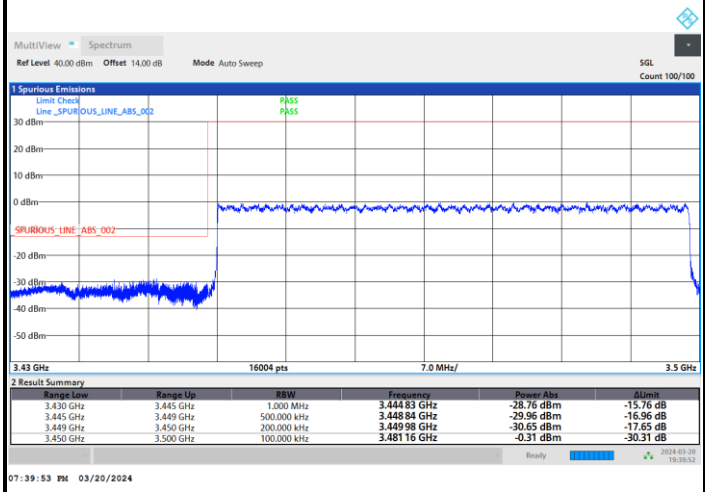

Highest Band Edge / Full RB

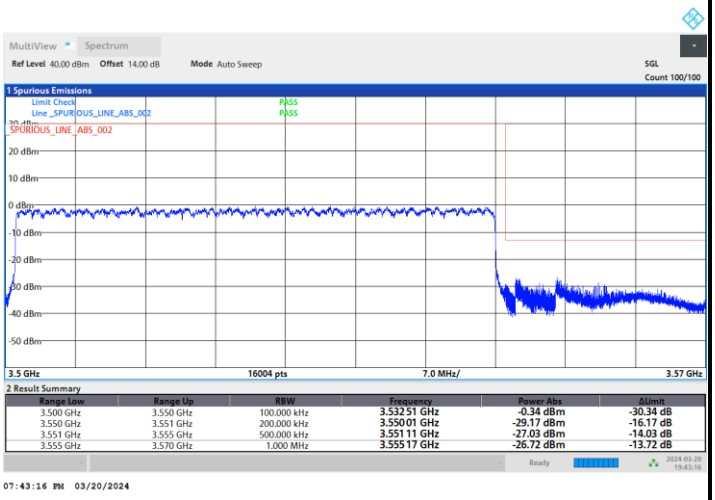

FR1 n77 / 50MHz / CP OFDM / 64QAM

Lowest Band Edge / Full RB

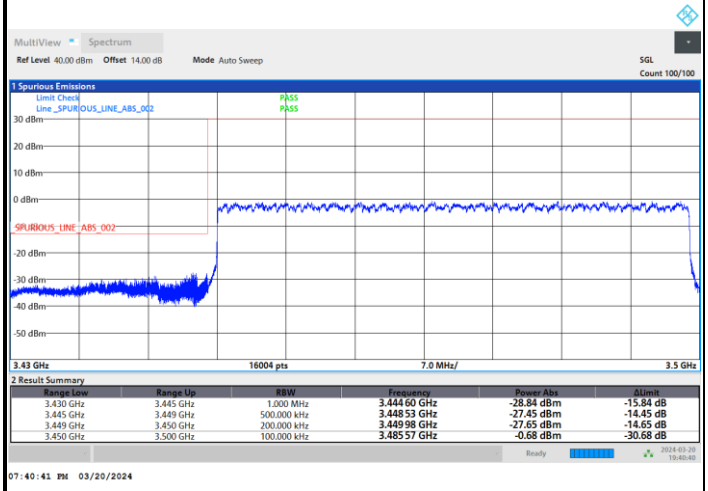

Highest Band Edge / Full RB

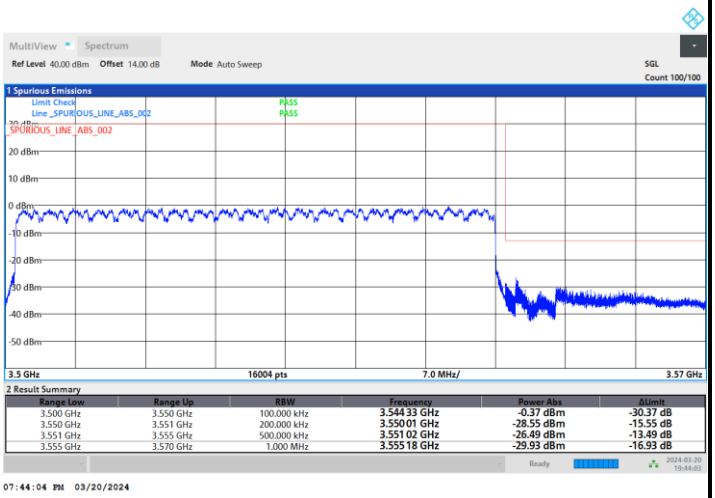

FR1 n77 / 50MHz / CP OFDM / 256QAM

Lowest Band Edge / Full RB

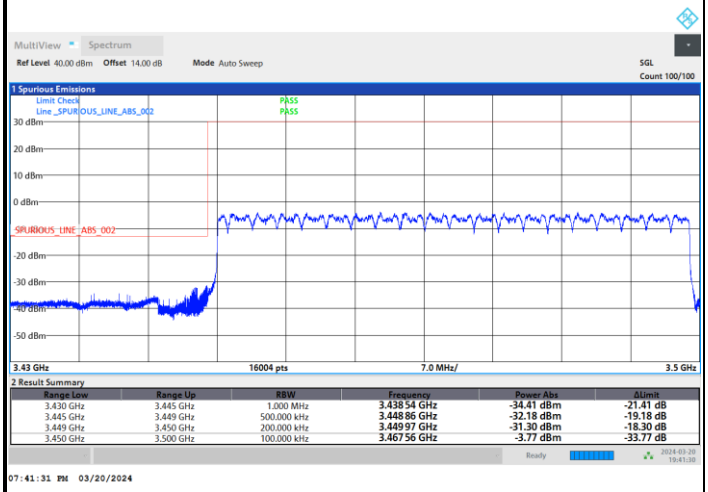

Highest Band Edge / Full RB

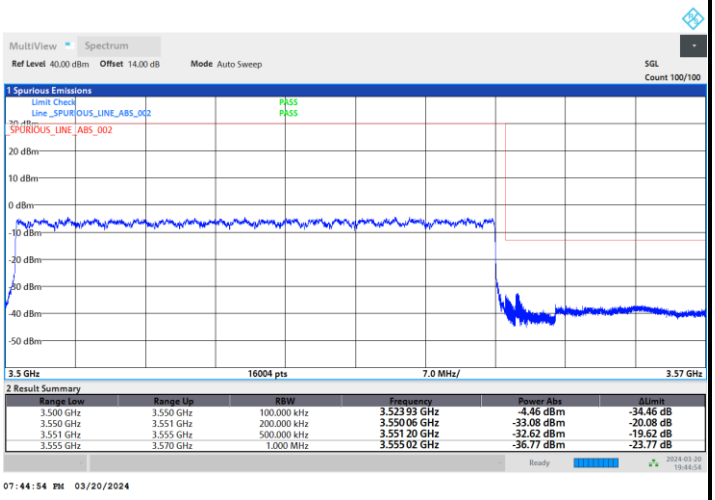

FR1 n77 / 60MHz / CP OFDM / QPSK

Lowest Band Edge / Full RB

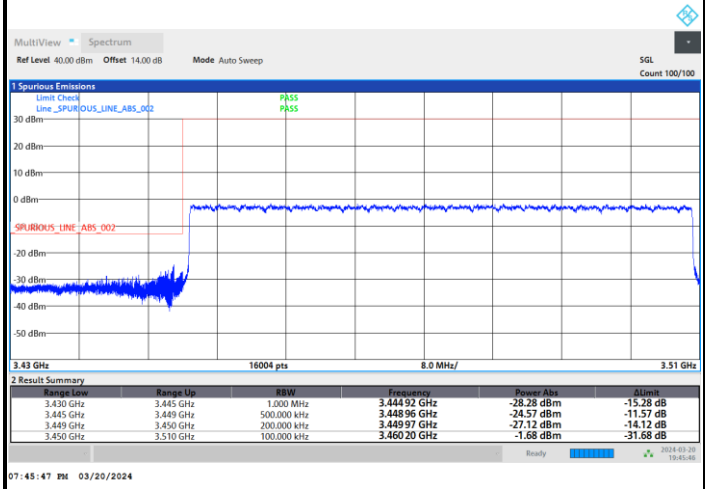

Highest Band Edge / Full RB

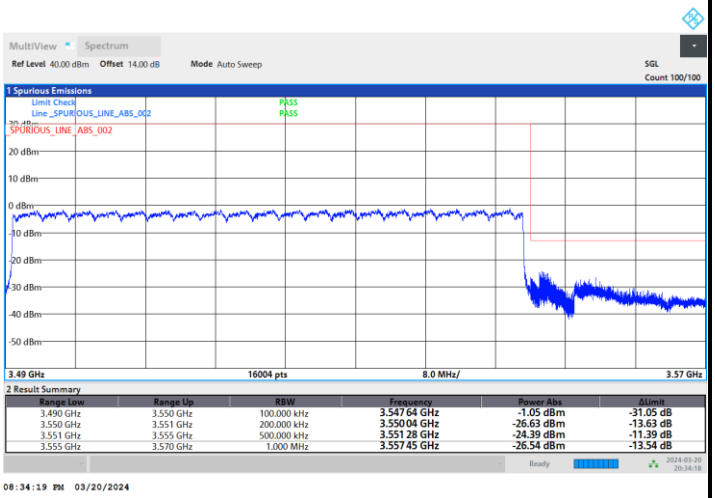

FR1 n77 / 60MHz / CP OFDM / 16QAM

Lowest Band Edge / Full RB

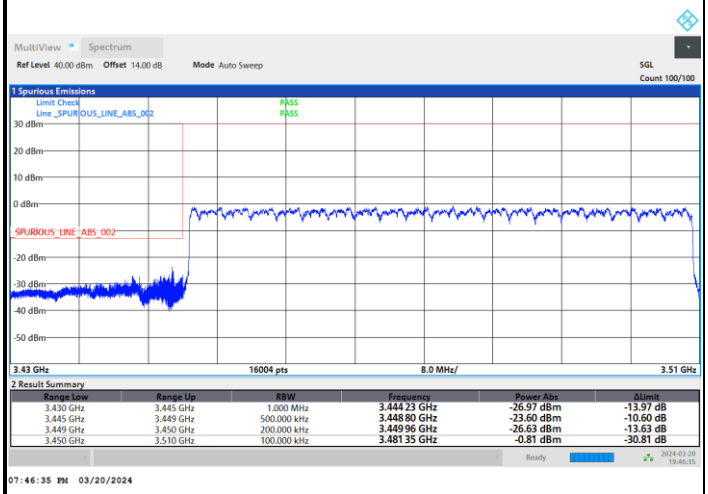

Highest Band Edge / Full RB

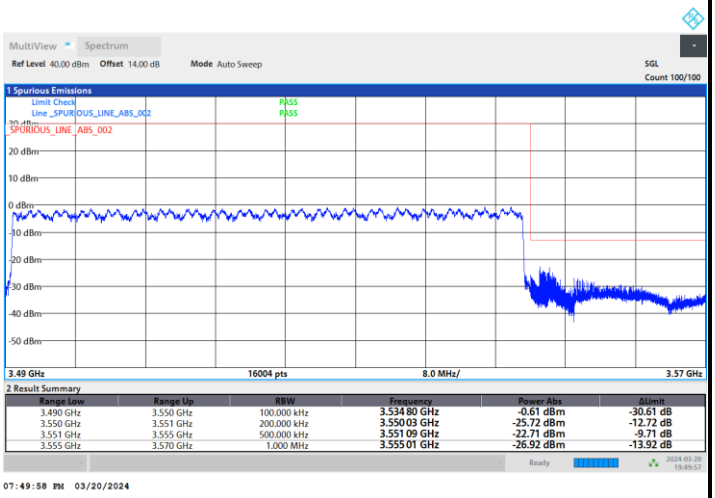

FR1 n77 / 60MHz / CP OFDM / 64QAM

Lowest Band Edge / Full RB

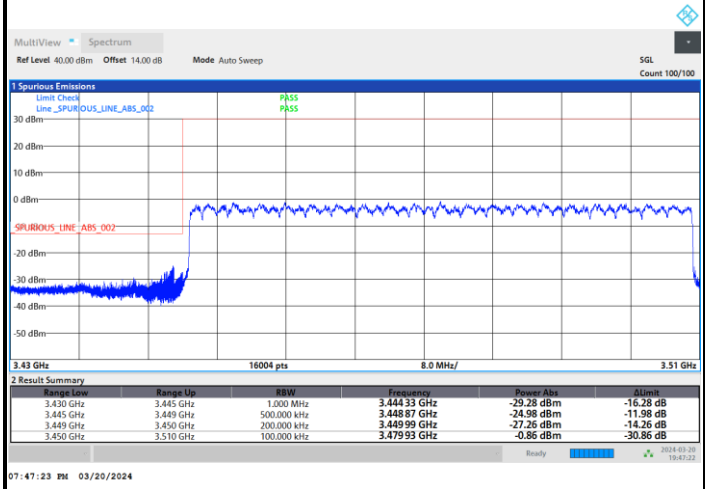

Highest Band Edge / Full RB

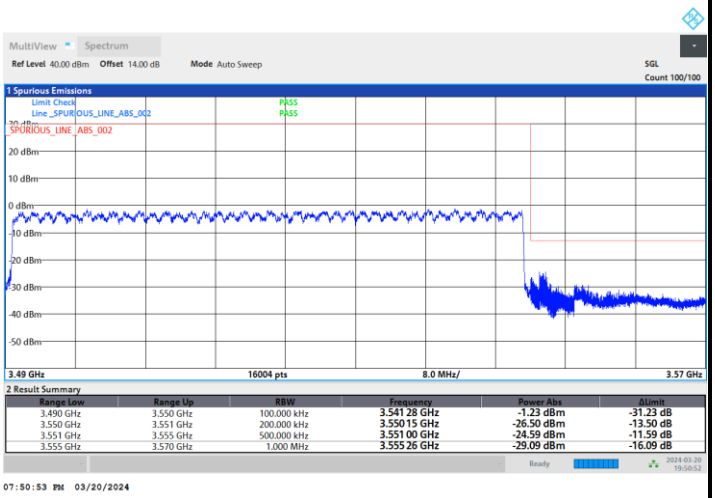

FR1 n77 / 60MHz / CP OFDM / 256QAM

Lowest Band Edge / Full RB

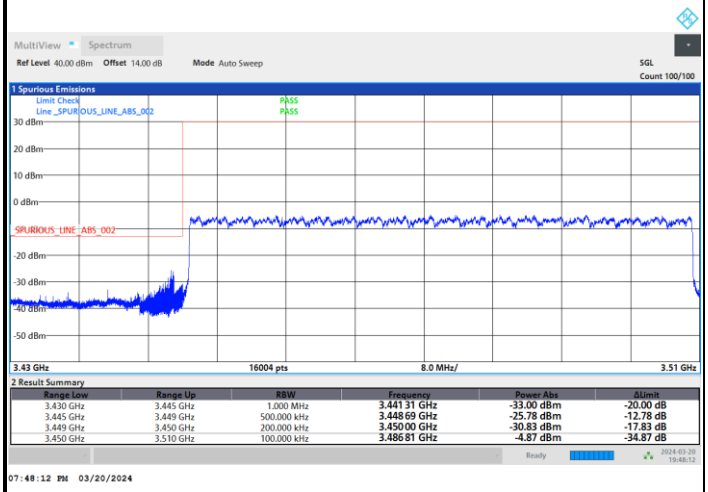

Highest Band Edge / Full RB

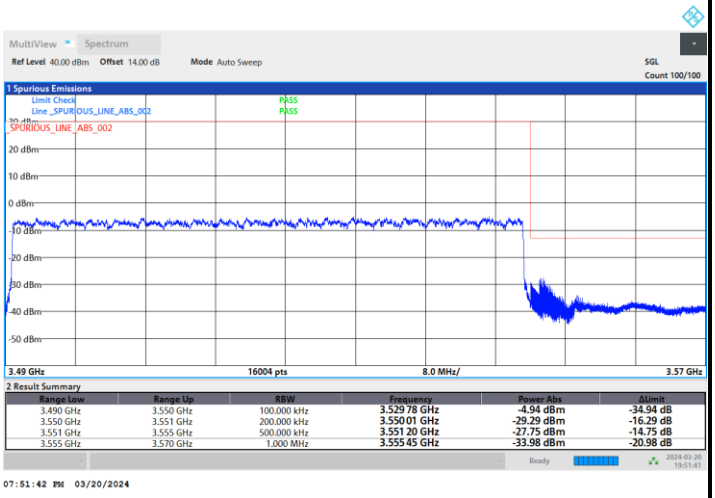

FR1 n77 / 70MHz / CP OFDM / QPSK

Lowest Band Edge / Full RB

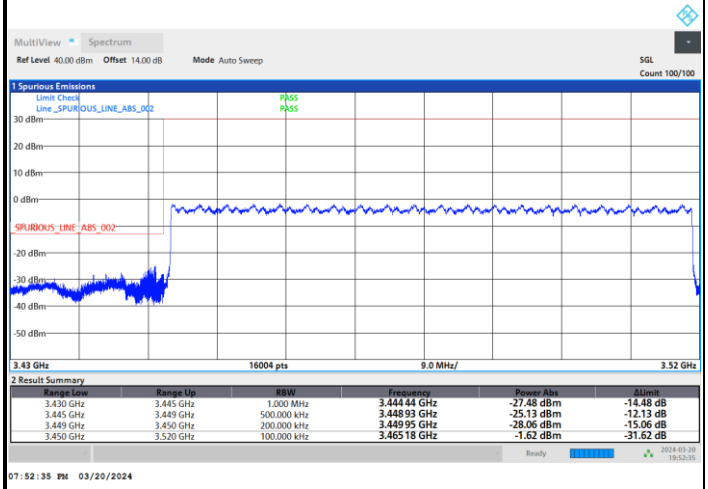

Highest Band Edge / Full RB

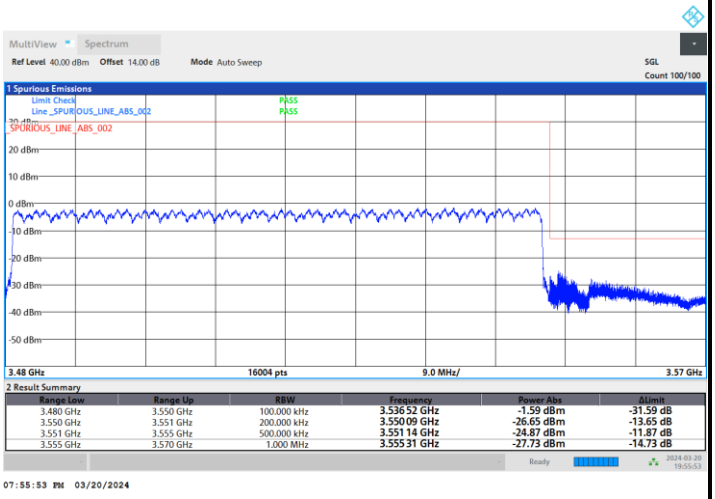

FR1 n77 / 70MHz / CP OFDM / 16QAM

Lowest Band Edge / Full RB

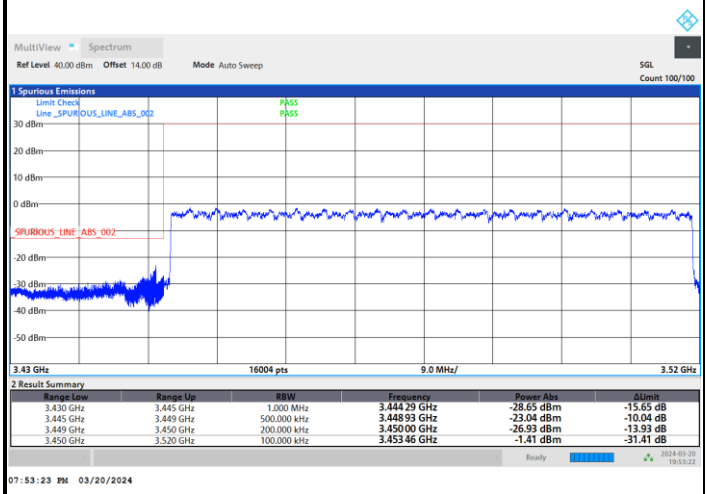

Highest Band Edge / Full RB

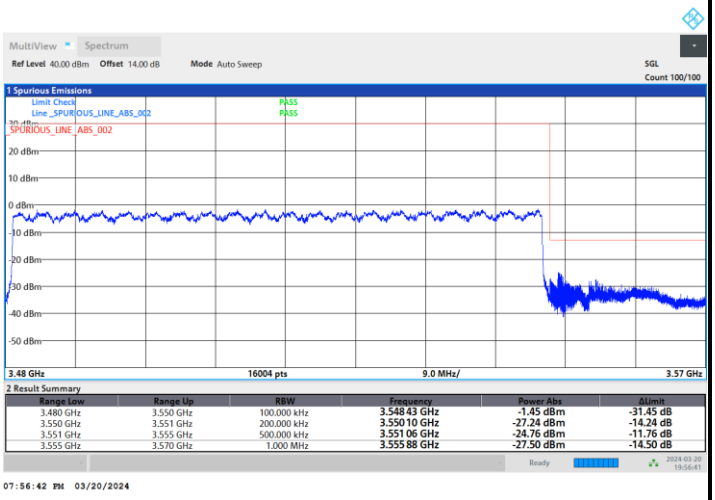

FR1 n77 / 70MHz / CP OFDM / 64QAM	
Lowest Band Edge / Full RB	**Highest Band Edge / Full RB**
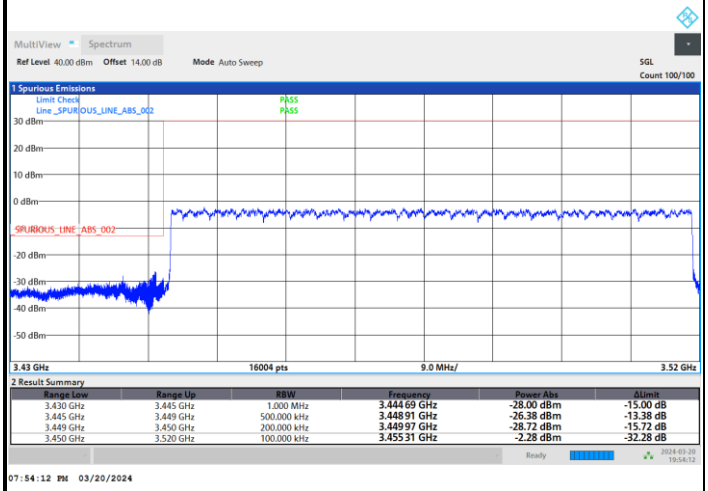	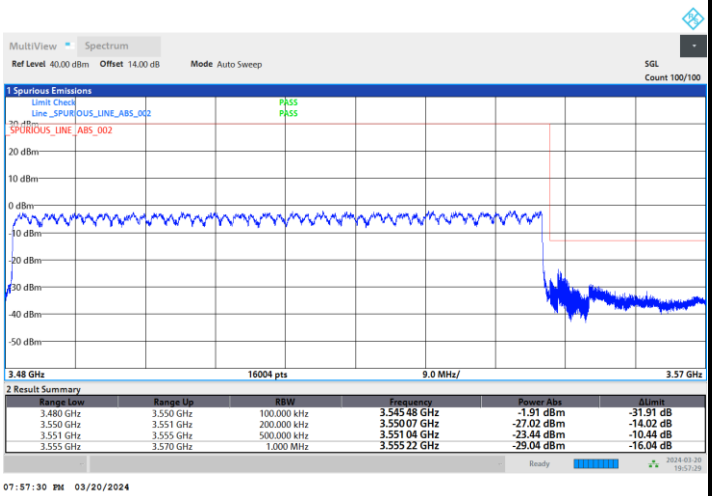

FR1 n77 / 70MHz / CP OFDM / 256QAM	
Lowest Band Edge / Full RB	**Highest Band Edge / Full RB**
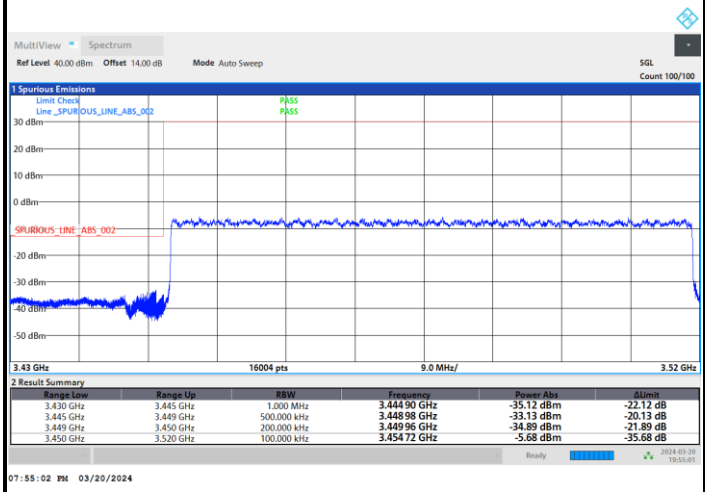	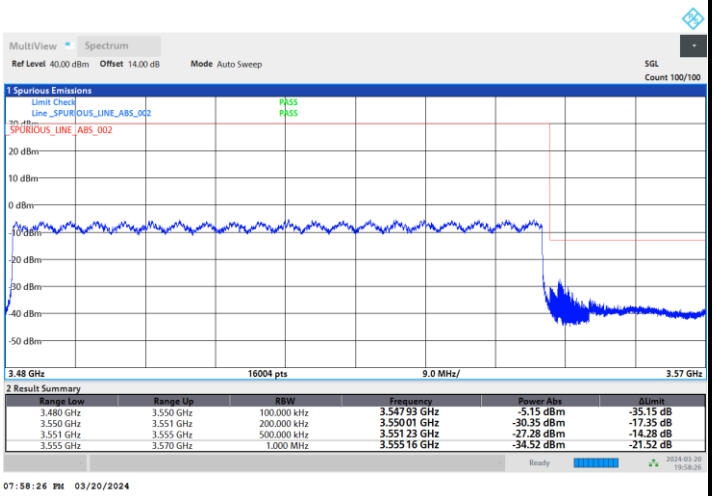

FR1 n77 / 80MHz / CP OFDM / QPSK

Lowest Band Edge / Full RB

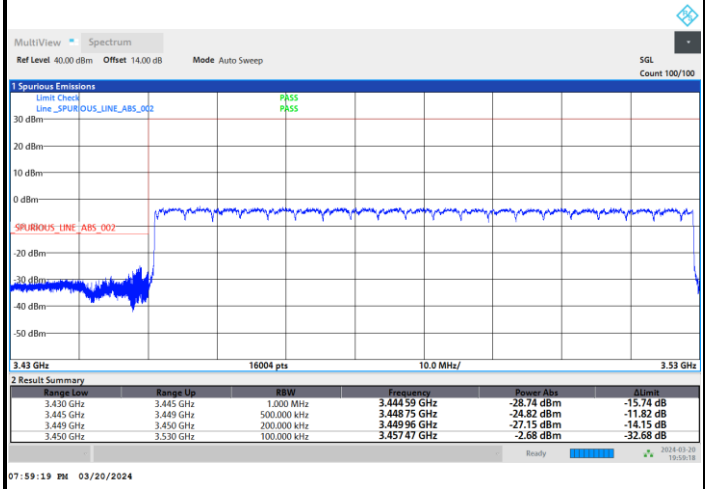

Highest Band Edge / Full RB

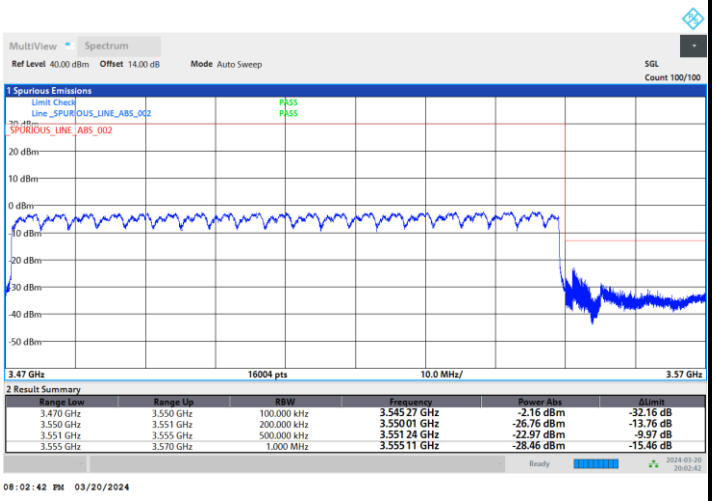

FR1 n77 / 80MHz / CP OFDM / 16QAM

Lowest Band Edge / Full RB

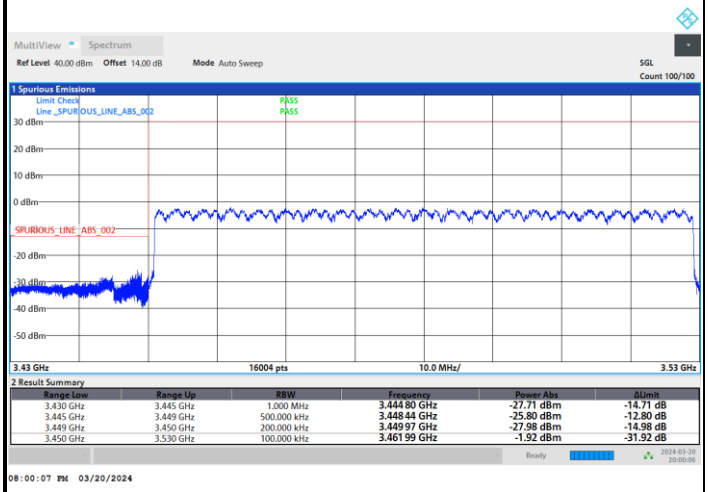

Highest Band Edge / Full RB

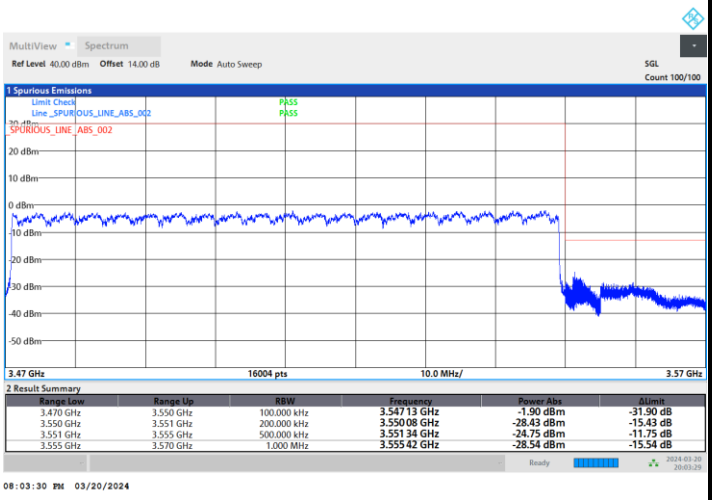

FR1 n77 / 80MHz / CP OFDM / 64QAM

Lowest Band Edge / Full RB

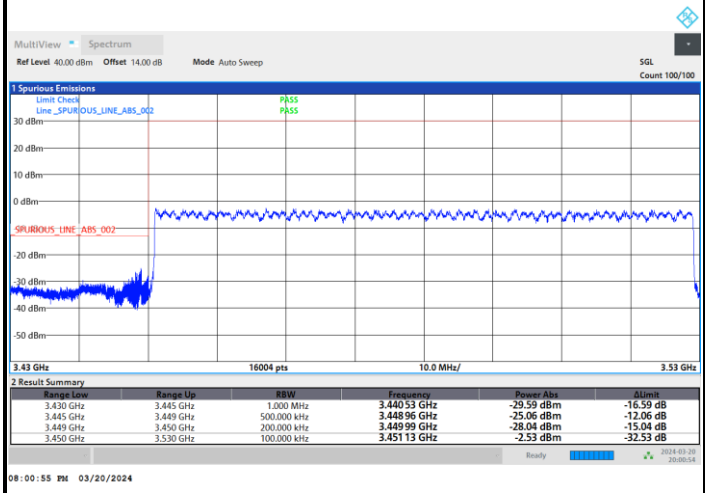

Highest Band Edge / Full RB

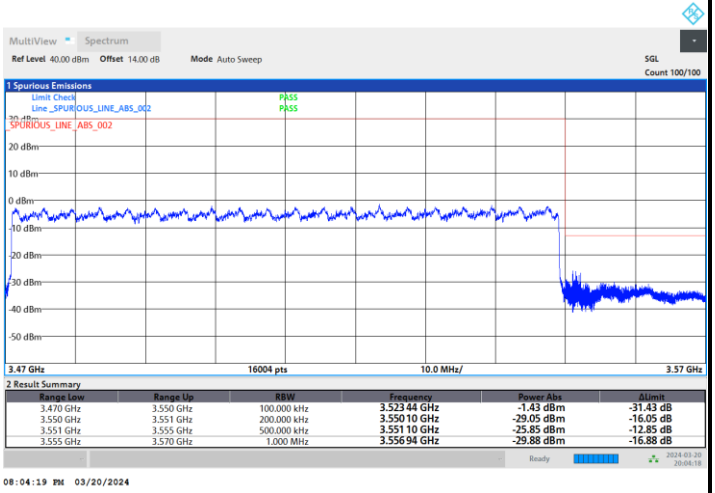

FR1 n77 / 80MHz / CP OFDM / 256QAM

Lowest Band Edge / Full RB

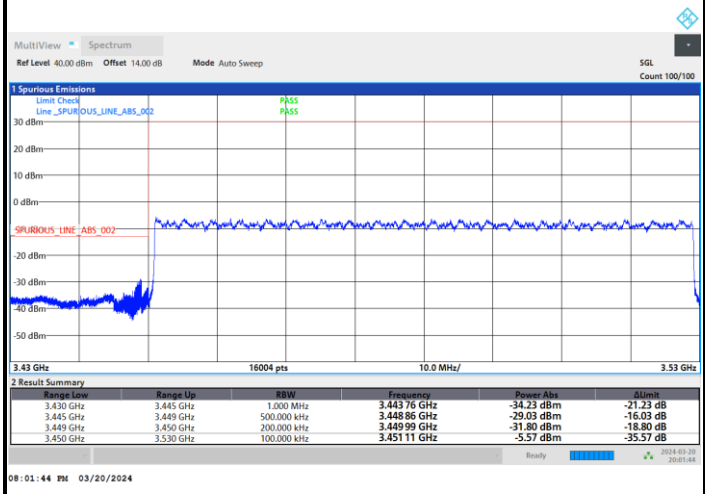

Highest Band Edge / Full RB

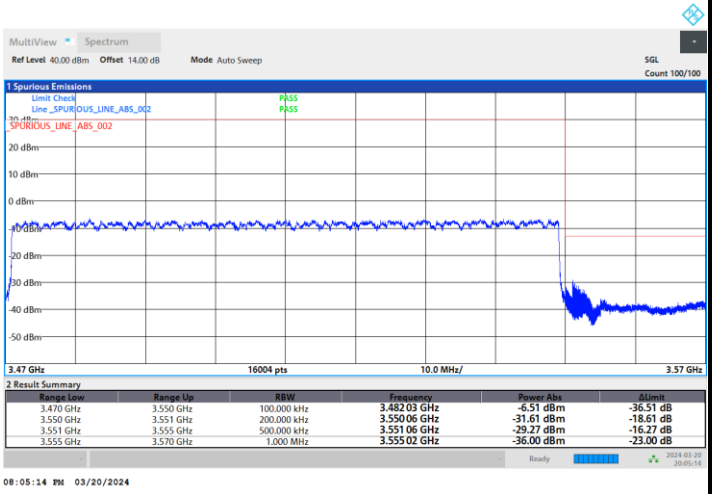

FR1 n77 / 90MHz / CP OFDM / QPSK

Lowest Band Edge / Full RB

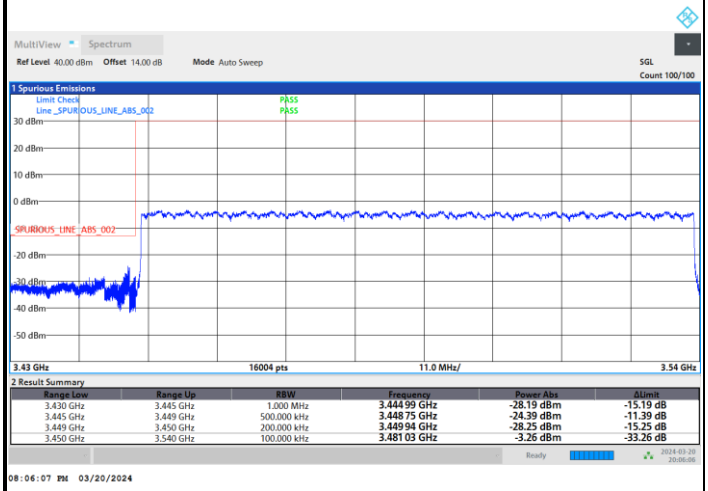

Highest Band Edge / Full RB

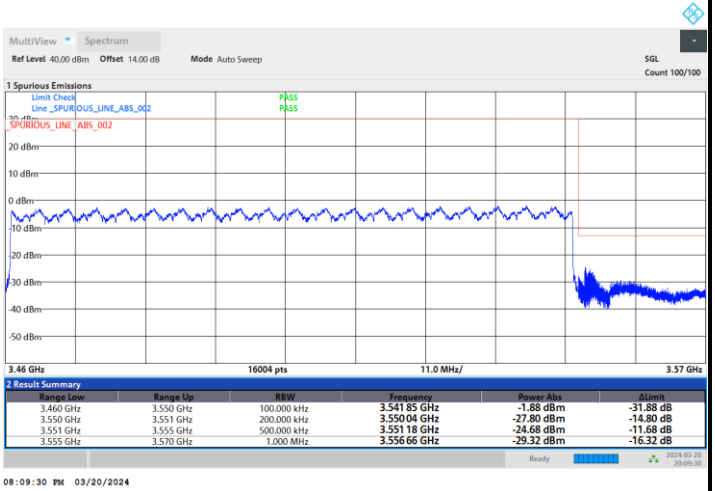

FR1 n77 / 90MHz / CP OFDM / 16QAM

Lowest Band Edge / Full RB

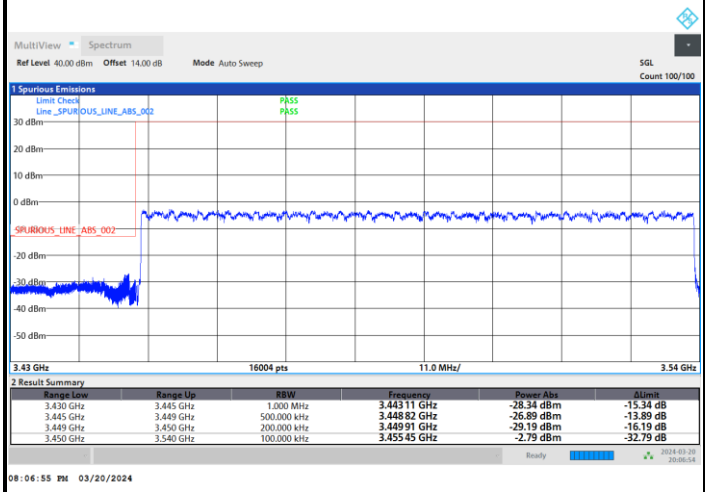

Highest Band Edge / Full RB

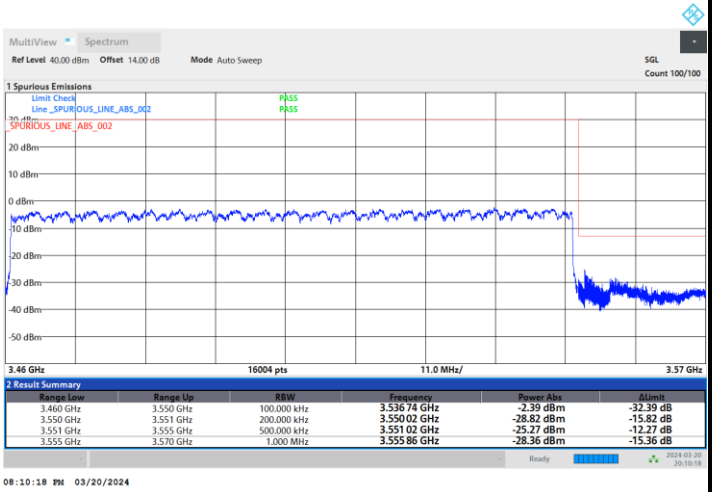

FR1 n77 / 90MHz / CP OFDM / 64QAM	
Lowest Band Edge / Full RB	**Highest Band Edge / Full RB**
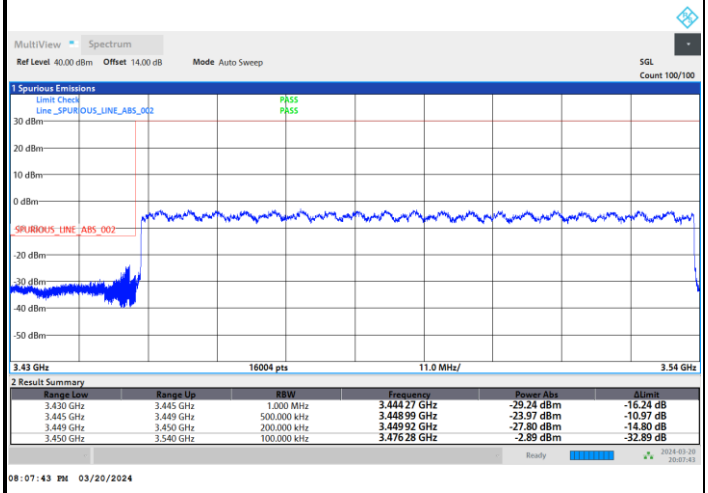	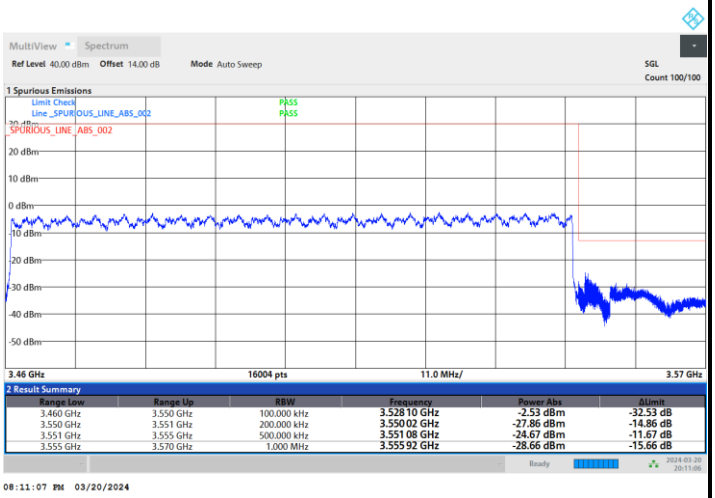

FR1 n77 / 90MHz / CP OFDM / 256QAM	
Lowest Band Edge / Full RB	**Highest Band Edge / Full RB**
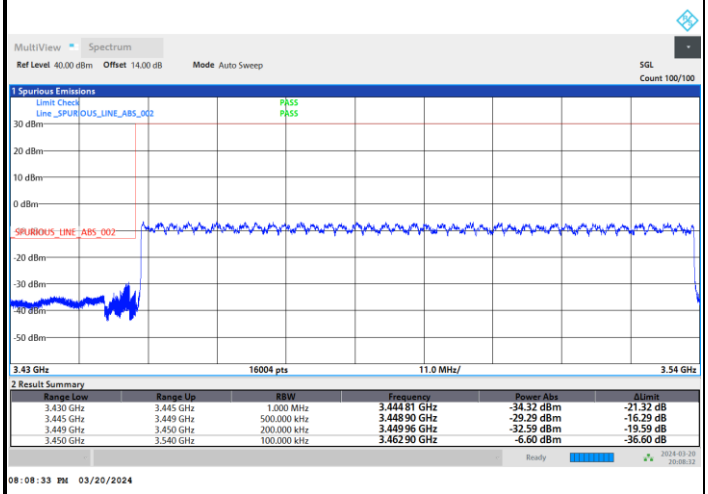	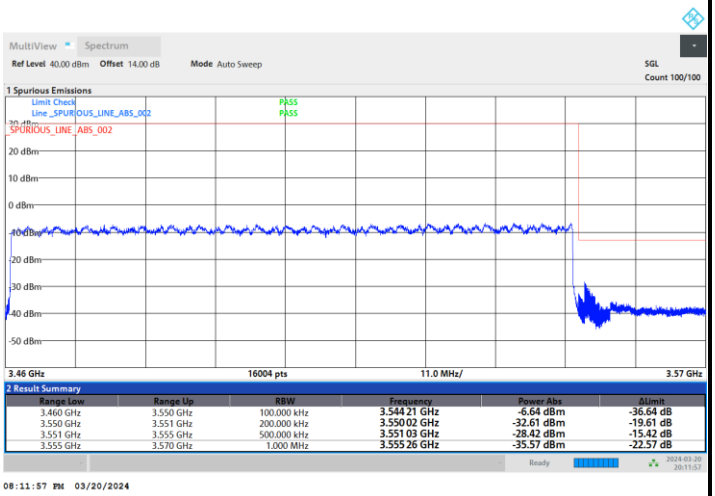

FR1 n77 / 100MHz / CP OFDM / QPSK

Lowest Band Edge / Full RB

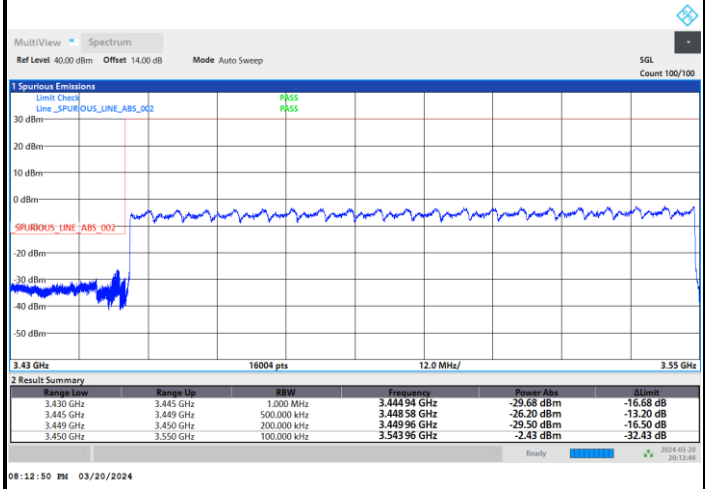

Highest Band Edge / Full RB

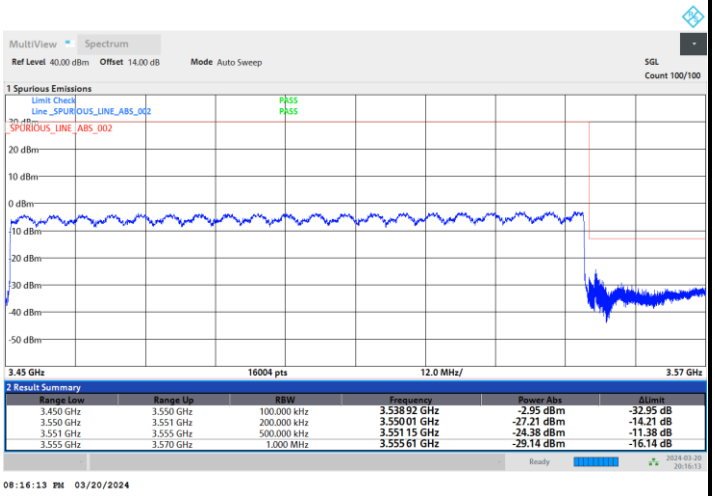

FR1 n77 / 100MHz / CP OFDM / 16QAM

Lowest Band Edge / Full RB

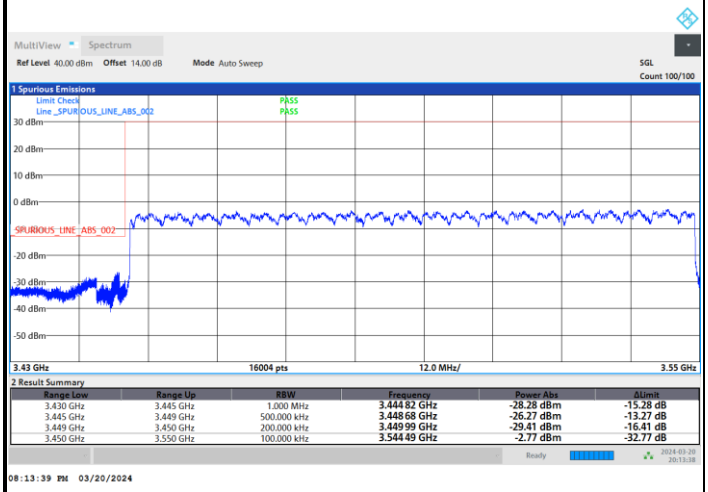

Highest Band Edge / Full RB

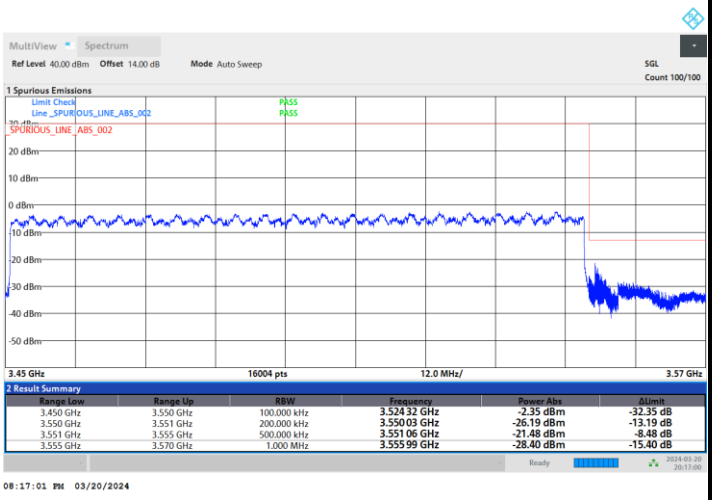

FR1 n77 / 100MHz / CP OFDM / 64QAM

Lowest Band Edge / Full RB

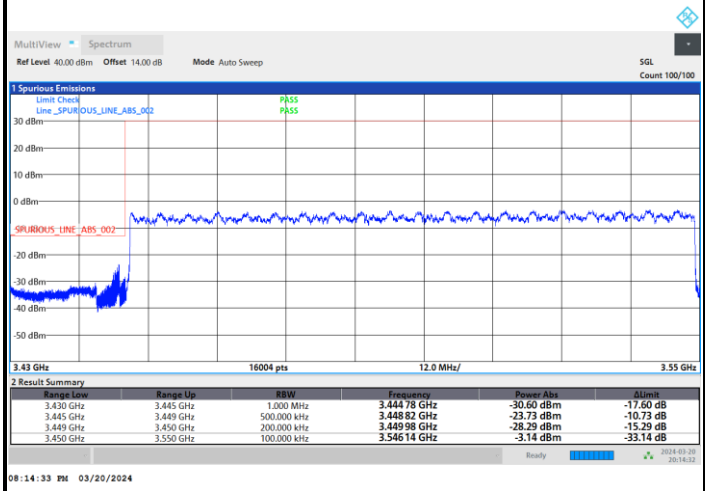

Highest Band Edge / Full RB

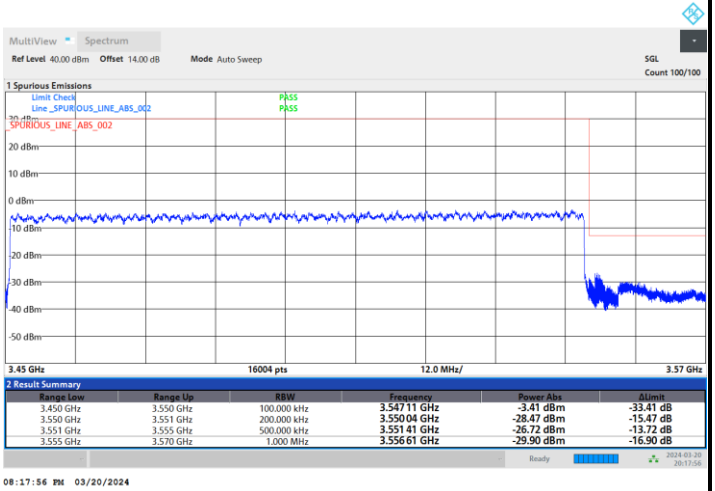

FR1 n77 / 100MHz / CP OFDM / 256QAM

Lowest Band Edge / Full RB

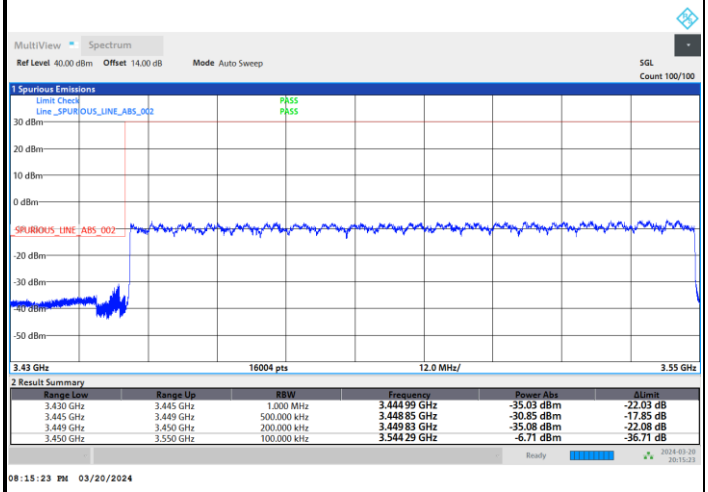

Highest Band Edge / Full RB

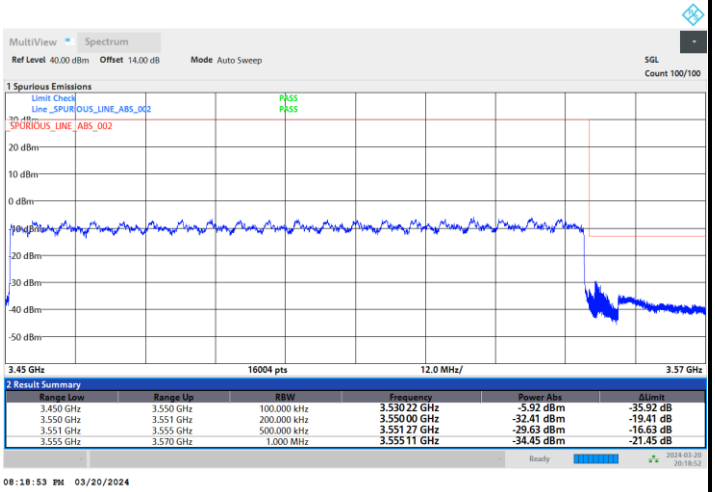

Conducted Spurious Emission

FR1 n77 / 10MHz / CP OFDM / QPSK / 1RB1

Lowest Channel

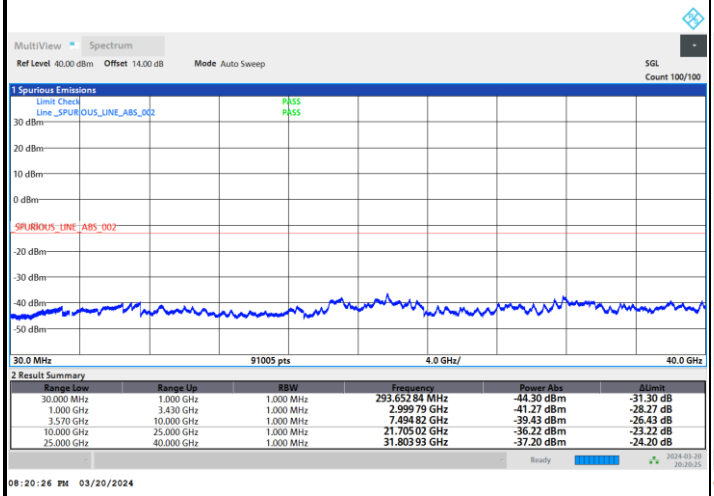

Range Low	Range Up	RBW	Frequency	Power Abs	ΔLimit
30.000 MHz	1.000 GHz	1.000 MHz	293.652 84 MHz	-44.30 dBm	-31.30 dB
1.000 GHz	3.430 GHz	1.000 MHz	2.999 79 GHz	-41.27 dBm	-28.27 dB
3.570 GHz	10.000 GHz	1.000 MHz	7.494 82 GHz	-39.43 dBm	-26.43 dB
10.000 GHz	25.000 GHz	1.000 MHz	21.705 02 GHz	-36.22 dBm	-23.22 dB
25.000 GHz	40.000 GHz	1.000 MHz	31.803 93 GHz	-37.20 dBm	-24.20 dB

Middle Channel

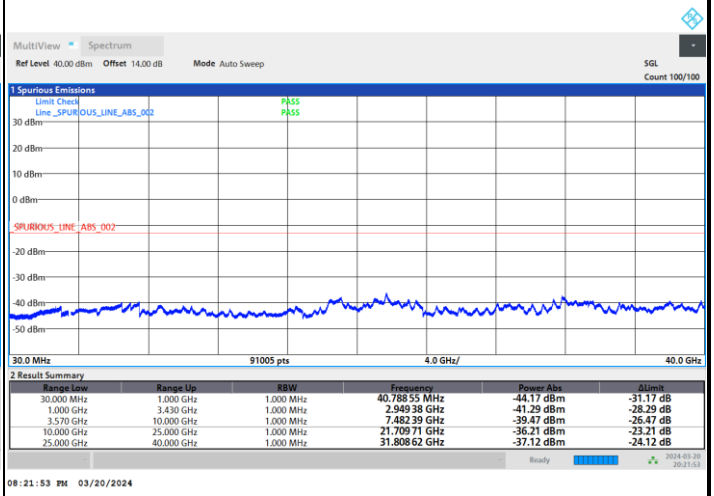

Range Low	Range Up	RBW	Frequency	Power Abs	ΔLimit
30.000 MHz	1.000 GHz	1.000 MHz	40.788 55 MHz	-44.17 dBm	-31.17 dB
1.000 GHz	3.430 GHz	1.000 MHz	2.949 38 GHz	-41.29 dBm	-28.29 dB
3.570 GHz	10.000 GHz	1.000 MHz	7.482 39 GHz	-39.47 dBm	-26.47 dB
10.000 GHz	25.000 GHz	1.000 MHz	21.709 71 GHz	-36.21 dBm	-23.21 dB
25.000 GHz	40.000 GHz	1.000 MHz	31.808 62 GHz	-37.12 dBm	-24.12 dB

Highest Channel

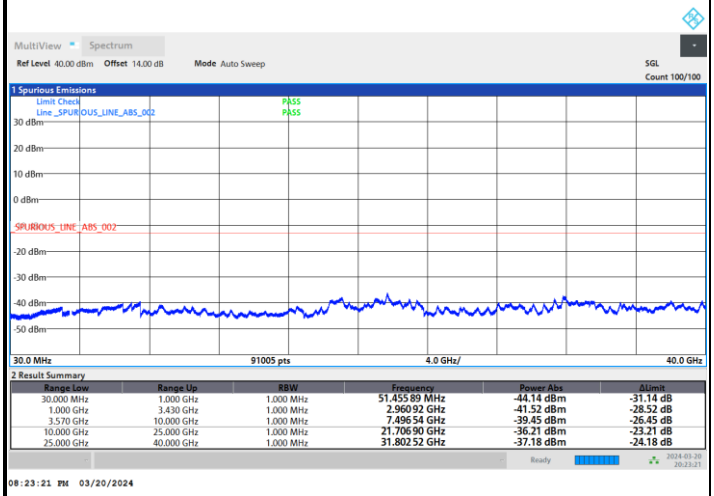

Range Low	Range Up	RBW	Frequency	Power Abs	ΔLimit
30.000 MHz	1.000 GHz	1.000 MHz	51.455 89 MHz	-44.14 dBm	-31.14 dB
1.000 GHz	3.430 GHz	1.000 MHz	2.960 92 GHz	-41.52 dBm	-28.52 dB
3.570 GHz	10.000 GHz	1.000 MHz	7.496 54 GHz	-39.45 dBm	-26.45 dB
10.000 GHz	25.000 GHz	1.000 MHz	21.706 90 GHz	-36.21 dBm	-23.21 dB
25.000 GHz	40.000 GHz	1.000 MHz	31.802 52 GHz	-37.18 dBm	-24.18 dB

Frequency Stability

Test Conditions		FR1 n77 (QPSK) / Middle Channel	Limit
Temperature (°C)	Voltage (Volt)	BW 20MHz	Note 2.
		Deviation (ppm)	Result
50	Normal Voltage	0.0024	PASS
40	Normal Voltage	0.0002	
30	Normal Voltage	0.0013	
20(Ref.)	Normal Voltage	0.0000	
10	Normal Voltage	0.0027	
0	Normal Voltage	0.0031	
-10	Normal Voltage	0.0014	
-20	Normal Voltage	0.0006	
-30	Normal Voltage	0.0004	
20	Maximum Voltage	0.0007	
20	Normal Voltage	0.0000	
20	Battery End Point	0.0006	

Note:

1. Normal Voltage = 3.89 V.；Battery End Point (BEP) = 3.6 V.；Maximum Voltage = 4.4 V.
2. The frequency fundamental emissions stay within the authorized frequency block.

Appendix B. Test Results of Radiated Test

B1. Summary of each worse mode

Mode	Part	Band	Ch	Freq (MHz)	Level (dBm)	Det	Ant Factor (dB)	Amp\Cbl (dB)	Filter (dB)	EIRPCF (dB)	Reading (dBuV)	Limit (dBm)	Margin (dB)	Pol	Ant
1	Part 27M	NR SA n41 PC1.5	M	7753	-43.08	RMS	36.60	-21.35	0.40	-95.23	36.50	-25.00	-18.08	V	2+1
2	Part 27M	NR SA n41 PC1.5	M	7753	-37.49	RMS	36.60	-21.35	0.40	-95.23	42.09	-25.00	-12.49	V	0+5
3	Part 27O	NR SA n77 PC1.5	L	7403	-35.81	RMS	36.90	-21.26	1.03	-95.23	42.75	-13.00	-22.81	H	6+1
4	Part 27O	NR SA n77 PC1.5	L	7403	-40.05	RMS	36.90	-21.26	1.03	-95.23	38.51	-13.00	-27.05	V	7+5
5	Part 27Q	NR SA n77 PC1.5	M	10474	-44.50	RMS	37.10	-21.69	0.57	-95.23	34.75	-13.00	-31.50	H	6+1
6	Part 27Q	NR SA n77 PC1.5	M	10474	-38.34	RMS	37.10	-21.69	0.57	-95.23	40.91	-13.00	-25.34	V	7+5

MIMO <Ant. 2+1>

Part 27M Mode 1

NR SA n41 PC1.5 20M Ch501204 1RB1 BPSK

L

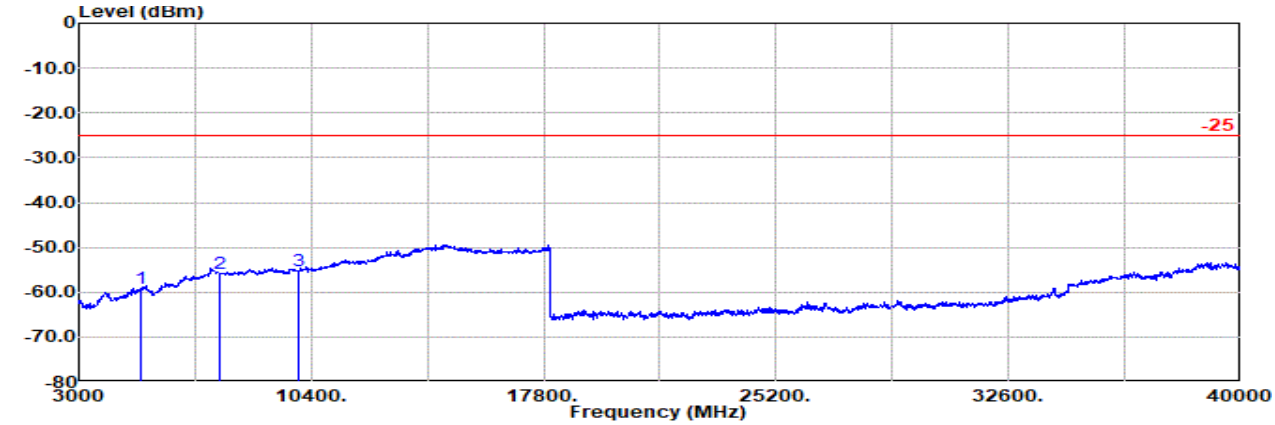

Site : 03CH21-HY
Condition: -25 1m BBHA9170_1223_230710 Horizontal
: SA n41 20M Ch501204 1RB1 BPSK

	Freq	Level	Detector	Ant Factor	Amp\Cbl	Filter	EIRPCF	Reading	Limit	Margin	Pol
	MHz	dBm		dB/m	dB	dB	dB	dBuV	dBm	dB	
1	4995.00	-59.16	RMS	32.70	-21.71	0.41	-95.23	24.67	-25.00	-34.16	Horizontal
2	7492.00	-55.73	RMS	36.82	-21.21	0.39	-95.23	23.50	-25.00	-30.73	Horizontal
3	9989.00	-55.26	RMS	37.30	-21.41	0.41	-95.23	23.67	-25.00	-30.26	Horizontal

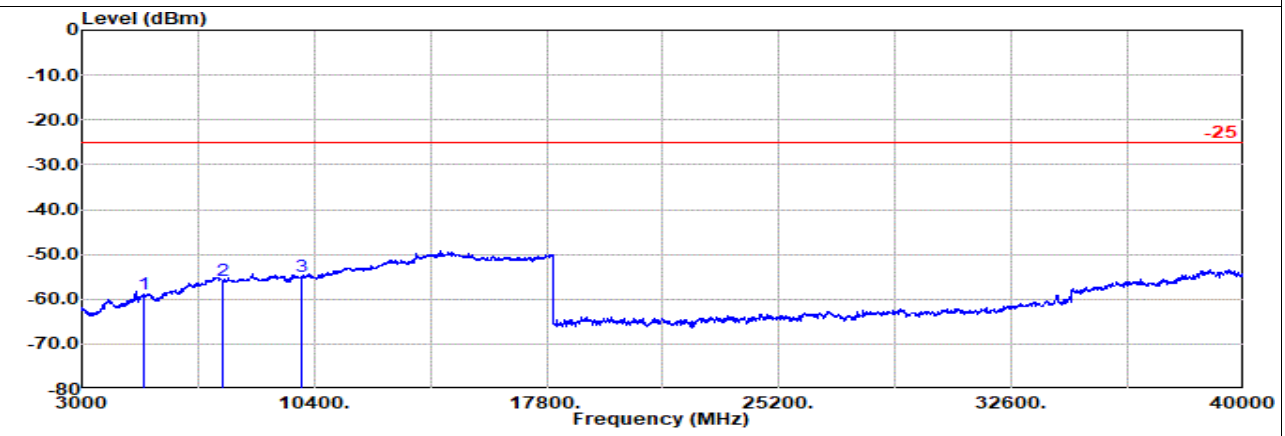

Site : 03CH21-HY
Condition: -25 1m BBHA9170_1223_230710 Vertical
: SA n41 20M Ch501204 1RB1 BPSK

	Freq	Level	Detector	Ant Factor	Amp\Cbl	Filter	EIRPCF	Reading	Limit	Margin	Pol
	MHz	dBm		dB/m	dB	dB	dB	dBuV	dBm	dB	
1	4995.00	-59.00	RMS	32.70	-21.71	0.41	-95.23	24.83	-25.00	-34.00	Vertical
2	7492.00	-55.74	RMS	36.82	-21.21	0.39	-95.23	23.49	-25.00	-30.74	Vertical
3	9989.00	-55.07	RMS	37.30	-21.41	0.41	-95.23	23.86	-25.00	-30.07	Vertical