Mode	13	
	Band Edge - L	
	U-NII-4_5.85-5.895_802.11ax HE20_CH177_Partial RU 26/8_5885MHz	
Pol.	Horizontal	Fundamental
Peak	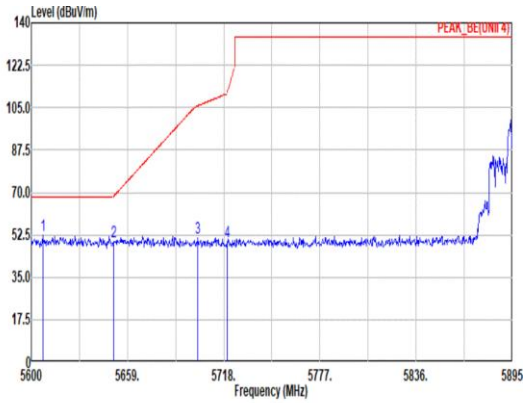 Site : 03CH07-HY Condition: PEAK_BE(UNII 4) 3m HF_ANT_00075962 HORIZONTAL : RBW:1000.000kHz VBW:3000.000kHz SWT:Auto Freq Level Limit Line Margin Read Level Ant Factor Cable Loss Preamp Factor Aux Factor APos TPos Remark MHz dBuV/m dBuV/m dB dBuV dB/m dB dB dB cm deg 1 5607.08 52.54 68.20 -15.66 38.62 34.81 12.96 33.85 0.00 400 348 PEAK 2 5650.45 49.86 68.53 -18.67 35.87 34.90 12.99 33.90 0.00 400 348 PEAK 3 5702.07 50.99 105.78 -54.79 36.91 35.00 13.04 33.96 0.00 400 348 PEAK 4 5720.07 49.46 110.95 -61.49 35.39 35.00 13.05 33.98 0.00 400 348 PEAK	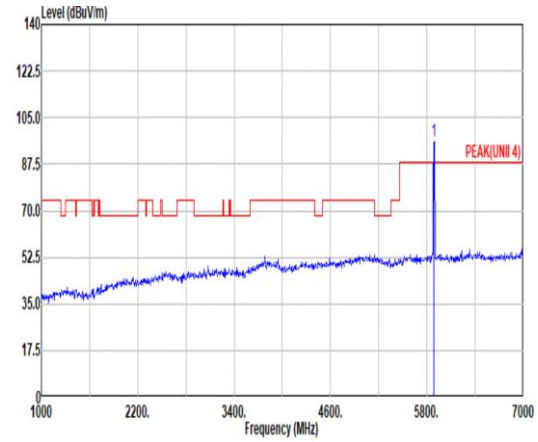 Site : 03CH07-HY Condition: PEAK(UNII 4) 3m HF_ANT_00075962 HORIZONTAL : RBW:1000.000kHz VBW:3000.000kHz SWT:Auto Freq Level Limit Line Margin Read Level Ant Factor Cable Loss Preamp Factor Aux Factor APos TPos Remark MHz dBuV/m dBuV/m dB dBuV dB/m dB dB dB cm deg 1 5885.00 96.24 ------ ------ 81.97 35.18 13.26 34.17 0.00 400 348 PEAK
Avg	Blank	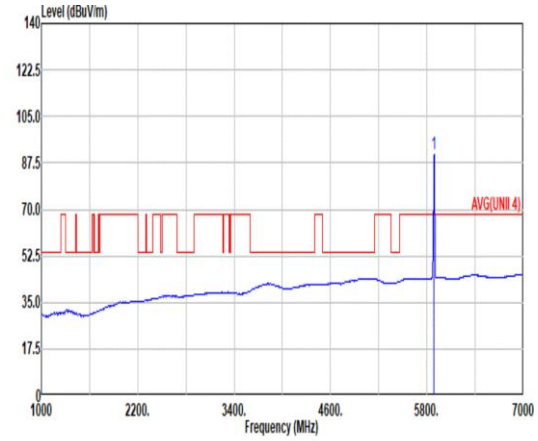 Site : 03CH07-HY Condition: AVG(UNII 4) 3m HF_ANT_00075962 HORIZONTAL : RBW:1000.000kHz VBW:0.300kHz SWT:Auto Freq Level Limit Line Margin Read Level Ant Factor Cable Loss Preamp Factor Aux Factor APos TPos Remark MHz dBuV/m dBuV/m dB dBuV dB/m dB dB dB cm deg 1 5885.00 90.75 ------ ------ 76.48 35.18 13.26 34.17 0.00 400 348 AVERAGE

Mode	13	
	Band Edge - R	
	U-NII-4_5.85-5.895_802.11ax HE20_CH177_Partial RU 26/8_5885MHz	
Pol.	Horizontal	Fundamental
Peak	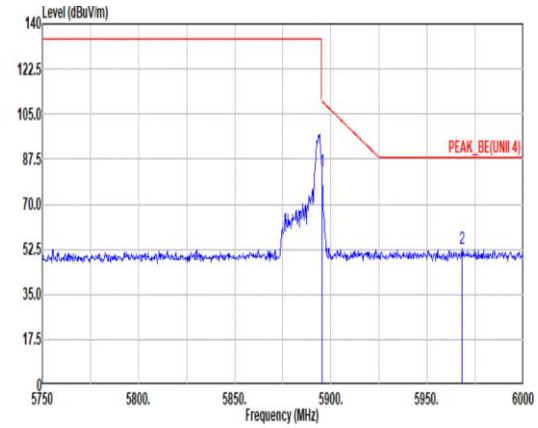 Site : 03CH07-HY Condition: PEAK_BE(UNII 4) 3m HF_ANT_00075962 HORIZONTAL : RBW:1000.000kHz VBW:3000.000kHz SWT:Auto Freq Level Limit Line Margin Read Level Ant Factor Cable Loss Preamp Factor Aux Factor APos TPos Remark MHz dBuV/m dBuV/m dB dBuV dB/m dB dB dB cm deg 1 5895.25 83.08 110.02 -26.94 68.81 35.18 13.26 34.17 0.00 400 348 PEAK 2 5968.00 52.65 88.20 -35.55 38.29 35.24 13.37 34.25 0.00 400 348 PEAK	Blank
Avg	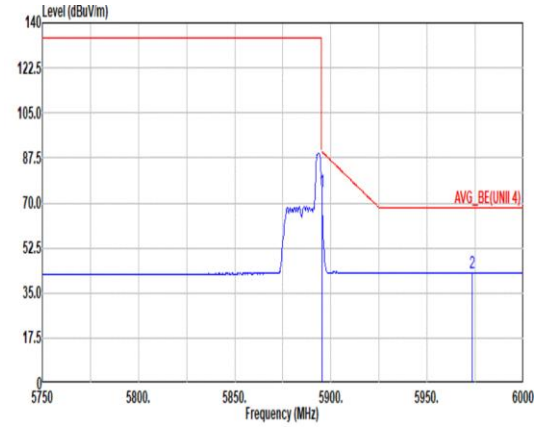 Site : 03CH07-HY Condition: AVG_BE(UNII 4) 3m HF_ANT_00075962 HORIZONTAL : RBW:1000.000kHz VBW:0.300kHz SWT:Auto Freq Level Limit Line Margin Read Level Ant Factor Cable Loss Preamp Factor Aux Factor APos TPos Remark MHz dBuV/m dBuV/m dB dBuV dB/m dB dB dB cm deg 1 5895.25 74.26 90.02 -15.76 59.99 35.18 13.26 34.17 0.00 400 348 AVERAGE 2 5973.25 43.04 68.20 -25.16 28.67 35.25 13.38 34.26 0.00 400 348 AVERAGE	Blank

Mode	13	
	Band Edge - L	
	U-NII-4_5.85-5.895_802.11ax HE20_CH177_Partial RU 26/8_5885MHz	
Pol.	Vertical	Fundamental
Peak	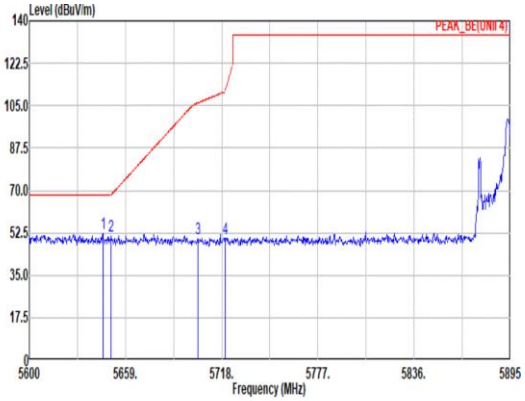 Site : 03CH07-HY Condition: PEAK_BE(UNII 4) 3m HF_ANT_00075962 VERTICAL : RBW:1000.000kHz VBW:3000.000kHz SWT:Auto 1 5645.14 52.40 68.20 -15.80 38.41 34.89 12.99 33.89 0.00 100 300 PEAK 2 5650.15 51.17 68.31 -17.14 37.18 34.90 12.99 33.90 0.00 100 300 PEAK 3 5703.25 50.03 106.11 -56.08 35.95 35.00 13.04 33.96 0.00 100 300 PEAK 4 5720.07 50.07 110.95 -60.88 36.00 35.00 13.05 33.98 0.00 100 300 PEAK	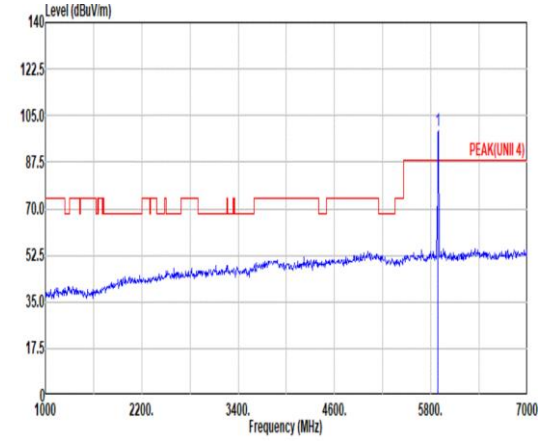 Site : 03CH07-HY Condition: PEAK(UNII 4) 3m HF_ANT_00075962 VERTICAL : RBW:1000.000kHz VBW:3000.000kHz SWT:Auto 1 5885.00 99.27 ------ ------ 85.00 35.18 13.26 34.17 0.00 100 300 PEAK
Avg	Blank	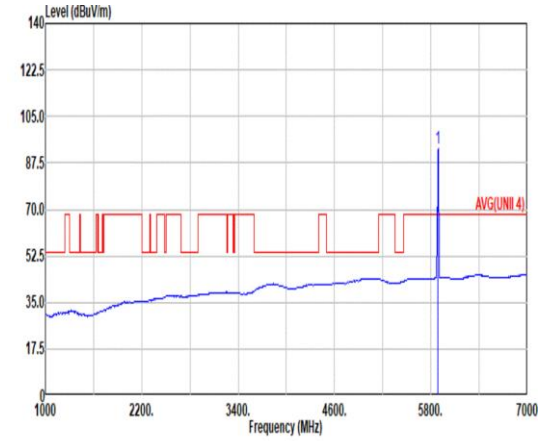 Site : 03CH07-HY Condition: AVG(UNII 4) 3m HF_ANT_00075962 VERTICAL : RBW:1000.000kHz VBW:0.300kHz SWT:Auto 1 5885.00 93.24 ------ ------ 78.97 35.18 13.26 34.17 0.00 100 300 AVERAGE

Mode	13	
	Band Edge - R	
	U-NII-4_5.85-5.895_802.11ax HE20_CH177_Partial RU 26/8_5885MHz	
Pol.	Vertical	Fundamental
Peak	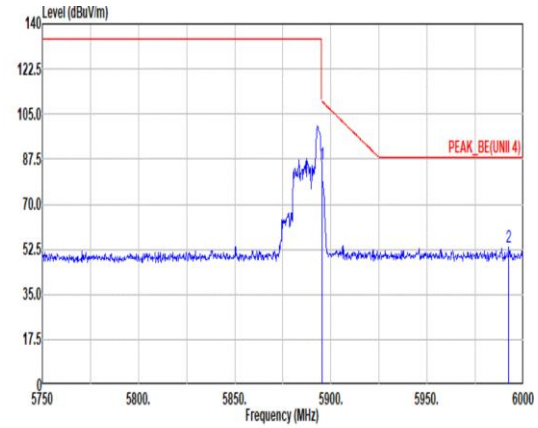 Site : 03CH07-HY Condition: PEAK_BE(UNII 4) 3m HF_ANT_00075962 VERTICAL : RBW:1000.000kHz VBW:3000.000kHz SWT:Auto Freq Level Limit Line Margin Read Level Ant Factor Cable Loss Preamp Factor Aux Factor APos TPos Remark MHz dBuV/m dBuV/m dB dBuV dB/m dB dB dB cm deg 1 5895.25 85.83 110.02 -24.19 71.56 35.18 13.26 34.17 0.00 100 300 PEAK 2 5992.50 53.59 88.20 -34.61 39.18 35.28 13.41 34.28 0.00 100 300 PEAK	Blank
Avg	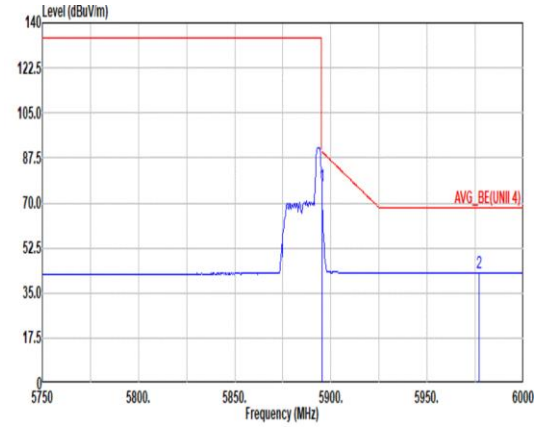 Site : 03CH07-HY Condition: AVG_BE(UNII 4) 3m HF_ANT_00075962 VERTICAL : RBW:1000.000kHz VBW:0.300kHz SWT:Auto Freq Level Limit Line Margin Read Level Ant Factor Cable Loss Preamp Factor Aux Factor APos TPos Remark MHz dBuV/m dBuV/m dB dBuV dB/m dB dB dB cm deg 1 5895.25 76.74 90.02 -13.28 62.47 35.18 13.26 34.17 0.00 100 300 AVERAGE 2 5977.00 43.04 68.20 -25.16 28.66 35.25 13.39 34.26 0.00 100 300 AVERAGE	Blank

Mode	14	
	Band Edge - L	
	U-NII-4_5.85-5.895_802.11ax HE20_CH177_Partial RU 52/40_5885MHz	
Pol.	Horizontal	Fundamental
Peak	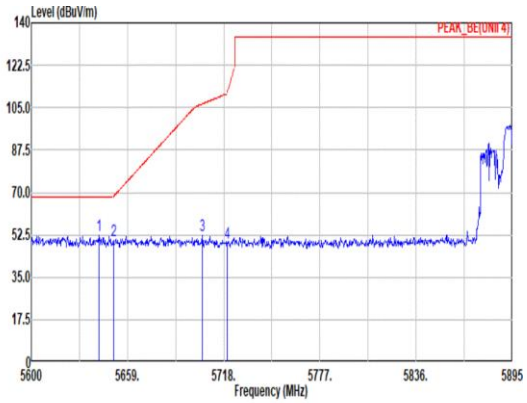 Site : 03CH07-HY Condition: PEAK_BE(UNII 4) 3m HF_ANT_00075962 HORIZONTAL : RBW:1000.000kHz VBW:3000.000kHz SWT:Auto 1 5641.60 52.54 68.20 -15.66 38.56 34.88 12.99 33.89 0.00 400 339 PEAK 2 5650.45 50.03 68.53 -18.50 36.04 34.90 12.99 33.90 0.00 400 339 PEAK 3 5704.73 52.32 106.52 -54.20 38.24 35.00 13.04 33.96 0.00 400 339 PEAK 4 5720.07 49.17 110.95 -61.78 35.10 35.00 13.05 33.98 0.00 400 339 PEAK	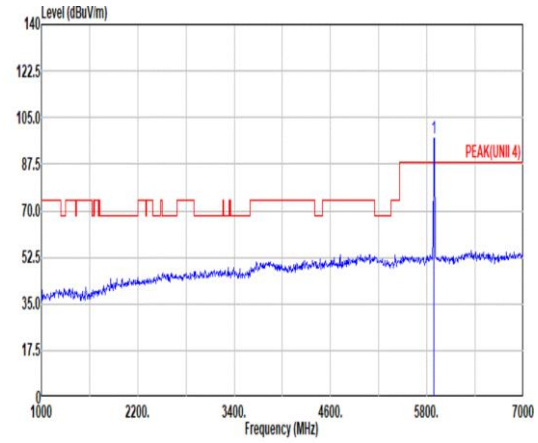 Site : 03CH07-HY Condition: PEAK(UNII 4) 3m HF_ANT_00075962 HORIZONTAL : RBW:1000.000kHz VBW:3000.000kHz SWT:Auto 1 5885.00 97.11 ------ ------ 82.86 35.16 13.26 34.17 0.00 400 339 PEAK
Avg	Blank	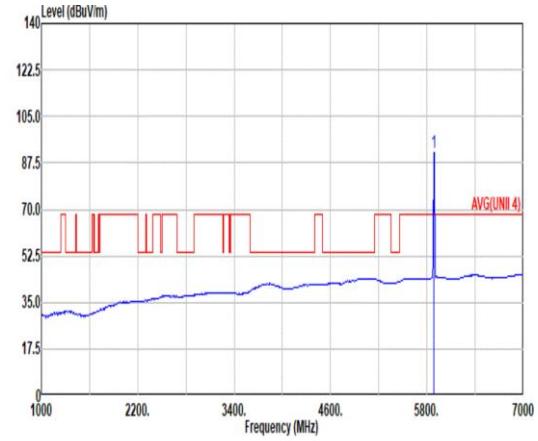 Site : 03CH07-HY Condition: AVG(UNII 4) 3m HF_ANT_00075962 HORIZONTAL : RBW:1000.000kHz VBW:0.300kHz SWT:Auto 1 5885.00 91.62 ------ ------ 77.37 35.16 13.26 34.17 0.00 400 339 AVERAGE

Mode	14	
	Band Edge - R	
	U-NII-4_5.85-5.895_802.11ax HE20_CH177_Partial RU 52/40_5885MHz	
Pol.	Horizontal	Fundamental
Peak	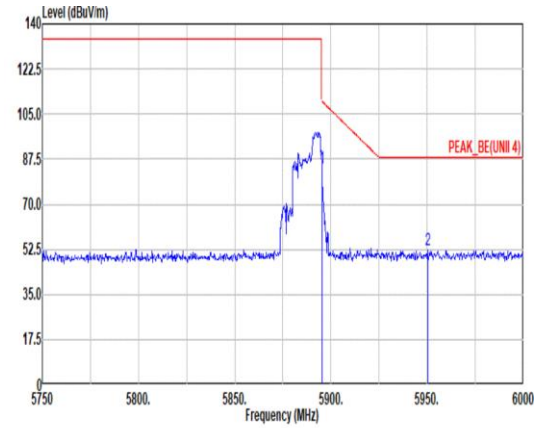 Site : 03CH07-HY Condition: PEAK_BE(UNII 4) 3m HF_ANT_00075962 HORIZONTAL : RBW:1000.000kHz VBW:3000.000kHz SWT:Auto Limit Read Ant Cable Preamp Aux APos TPos Freq Level Line Margin Level Factor Loss Factor Factor Remark MHz dBuV/m dBuV/m dB dBuV dB/m dB dB dB cm deg 1 5895.25 84.06 110.02 -25.96 69.79 35.18 13.26 34.17 0.00 400 339 PEAK 2 5950.25 52.09 88.20 -36.11 37.77 35.20 13.35 34.23 0.00 400 339 PEAK	Blank
Avg	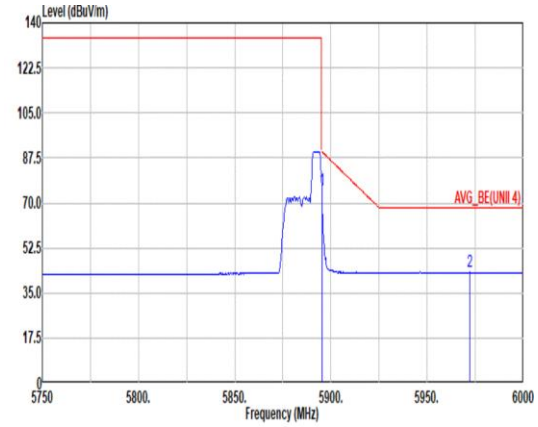 Site : 03CH07-HY Condition: AVG_BE(UNII 4) 3m HF_ANT_00075962 HORIZONTAL : RBW:1000.000kHz VBW:0.300kHz SWT:Auto Limit Read Ant Cable Preamp Aux APos TPos Freq Level Line Margin Level Factor Loss Factor Factor Remark MHz dBuV/m dBuV/m dB dBuV dB/m dB dB dB cm deg 1 5895.25 75.06 90.02 -14.96 60.79 35.18 13.26 34.17 0.00 400 339 AVERAGE 2 5972.25 43.12 68.20 -25.08 28.76 35.24 13.38 34.26 0.00 400 339 AVERAGE	Blank

Mode	14	
	Band Edge - L	
	U-NII-4_5.85-5.895_802.11ax HE20_CH177_Partial RU 52/40_5885MHz	
Pol.	Vertical	Fundamental
Peak	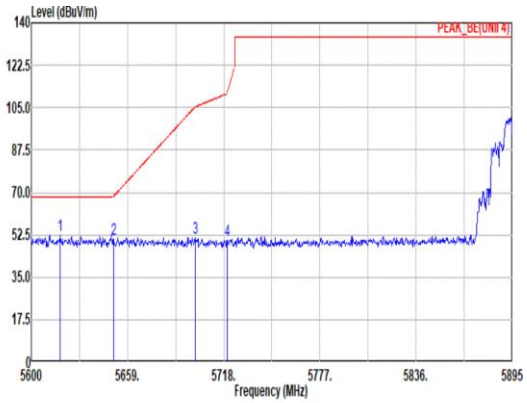 Site : 03CH07-HY Condition: PEAK_BE(UNII 4) 3m HF_ANT_00075962 VERTICAL : RBW:1000.000kHz VBW:3000.000kHz SWT:Auto 1 5617.70 52.37 68.20 -15.83 38.42 34.84 12.97 33.86 0.00 111 155 PEAK 2 5650.45 50.75 68.53 -17.78 36.76 34.90 12.99 33.90 0.00 111 155 PEAK 3 5700.60 51.00 105.37 -54.37 36.91 35.00 13.04 33.95 0.00 111 155 PEAK 4 5720.07 50.19 110.95 -60.76 36.12 35.00 13.05 33.98 0.00 111 155 PEAK	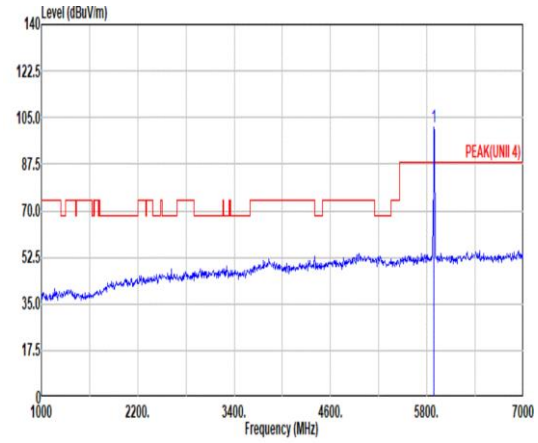 Site : 03CH07-HY Condition: PEAK(UNII 4) 3m HF_ANT_00075962 VERTICAL : RBW:1000.000kHz VBW:3000.000kHz SWT:Auto 1 5885.00 101.68 ------ ------ 87.43 35.16 13.26 34.17 0.00 111 155 PEAK
Avg	Blank	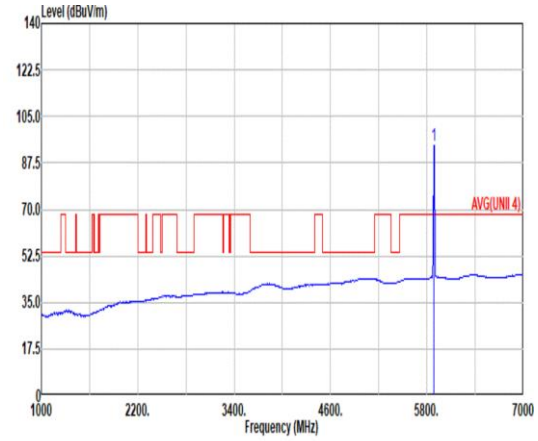 Site : 03CH07-HY Condition: AVG(UNII 4) 3m HF_ANT_00075962 VERTICAL : RBW:1000.000kHz VBW:0.300kHz SWT:Auto 1 5885.00 94.14 ------ ------ 79.89 35.16 13.26 34.17 0.00 111 155 AVERAGE

Mode	14	
	Band Edge - R	
	U-NII-4_5.85-5.895_802.11ax HE20_CH177_Partial RU 52/40_5885MHz	
Pol.	Vertical	Fundamental
Peak	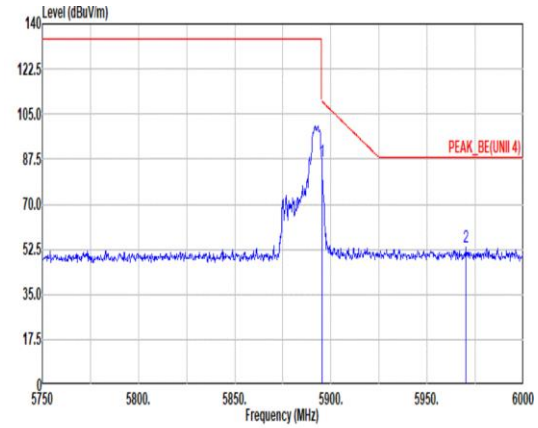 Site : 03CH07-HY Condition: PEAK_BE(UNII 4) 3m HF_ANT_00075962 VERTICAL : RBW:1000.000kHz VBW:3000.000kHz SWT:Auto Freq Level Limit Line Margin Read Level Ant Factor Cable Loss Preamp Factor Aux Factor APos TPos Remark MHz dBuV/m dBuV/m dB dBuV dB/m dB dB dB cm deg 1 5895.25 86.88 110.02 -23.14 72.61 35.18 13.26 34.17 0.00 111 155 PEAK 2 5970.25 53.41 88.20 -34.79 39.05 35.24 13.38 34.26 0.00 111 155 PEAK	Blank
Avg	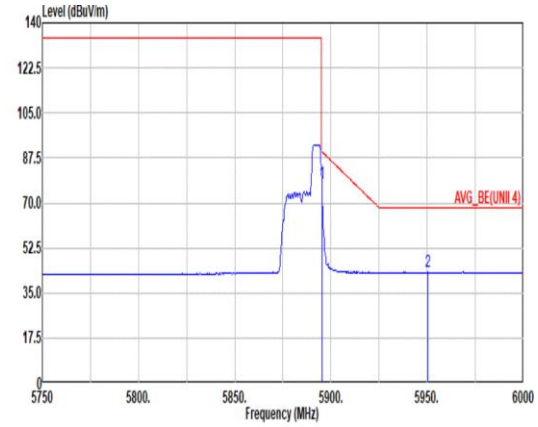 Site : 03CH07-HY Condition: AVG_BE(UNII 4) 3m HF_ANT_00075962 VERTICAL : RBW:1000.000kHz VBW:0.300kHz SWT:Auto Freq Level Limit Line Margin Read Level Ant Factor Cable Loss Preamp Factor Aux Factor APos TPos Remark MHz dBuV/m dBuV/m dB dBuV dB/m dB dB dB cm deg 1 5895.25 77.70 90.02 -12.32 63.43 35.18 13.26 34.17 0.00 111 155 AVERAGE 2 5950.25 43.09 68.20 -25.11 28.77 35.20 13.35 34.23 0.00 111 155 AVERAGE	Blank

Mode	15	
	Band Edge - L	
	U-NII-4_5.85-5.895_802.11ax HE20_CH177_Partial RU 106/54_5885MHz	
Pol.	Horizontal	Fundamental
Peak	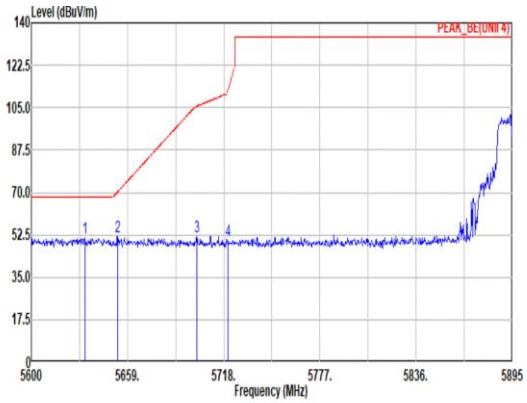 Site : 03CH07-HY Condition: PEAK_BE(UNII 4) 3m HF_ANT_00075962 HORIZONTAL : RBW:1000.000kHz VBW:3000.000kHz SWT:Auto Freq Level Limit Line Margin Read Level Ant Factor Cable Loss Preamp Factor Aux Factor APos TPos Remark MHz dBuV/m dBuV/m dB dBuV dB/m dB dB dB cm deg 1 5632.75 51.14 68.20 -17.06 37.17 34.87 12.98 33.88 0.00 395 183 PEAK 2 5652.81 51.92 70.28 -18.36 37.92 34.91 12.99 33.90 0.00 395 183 PEAK 3 5701.48 51.71 105.62 -53.91 37.63 35.00 13.04 33.96 0.00 395 183 PEAK 4 5720.36 50.19 111.62 -61.43 36.12 35.00 13.05 33.98 0.00 395 183 PEAK	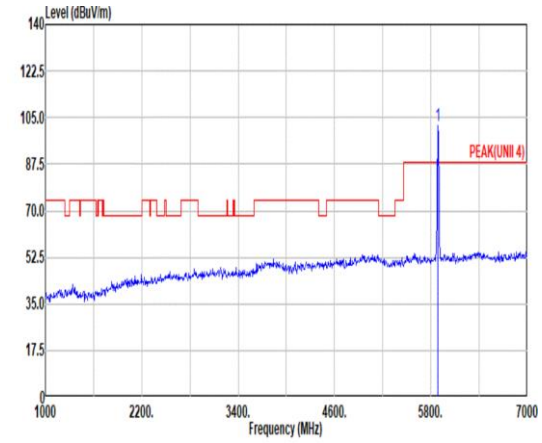 Site : 03CH07-HY Condition: PEAK(UNII 4) 3m HF_ANT_00075962 HORIZONTAL : RBW:1000.000kHz VBW:3000.000kHz SWT:Auto Freq Level Limit Line Margin Read Level Ant Factor Cable Loss Preamp Factor Aux Factor APos TPos Remark MHz dBuV/m dBuV/m dB dBuV dB/m dB dB dB cm deg 1 5885.00 101.76 ------ ------ 87.51 35.16 13.26 34.17 0.00 395 183 PEAK
Avg	Blank	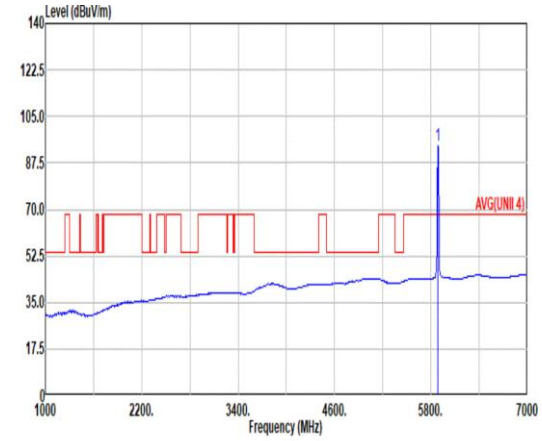 Site : 03CH07-HY Condition: AVG(UNII 4) 3m HF_ANT_00075962 HORIZONTAL : RBW:1000.000kHz VBW:0.300kHz SWT:Auto Freq Level Limit Line Margin Read Level Ant Factor Cable Loss Preamp Factor Aux Factor APos TPos Remark MHz dBuV/m dBuV/m dB dBuV dB/m dB dB dB cm deg 1 5885.00 94.11 ------ ------ 79.86 35.16 13.26 34.17 0.00 395 183 AVERAGE

Mode	15	
	Band Edge - R	
	U-NII-4_5.85-5.895_802.11ax HE20_CH177_Partial RU 106/54_5885MHz	
Pol.	Horizontal	Fundamental
Peak	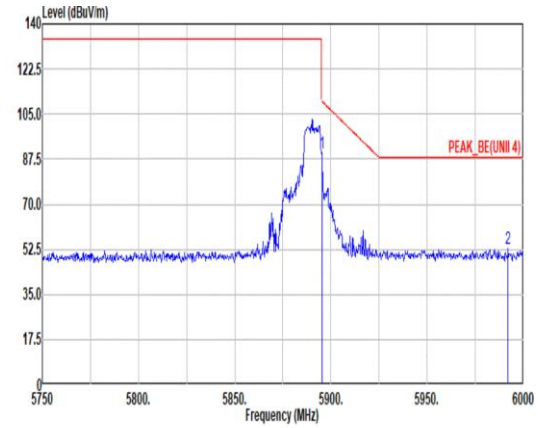 Site : 03CH07-HY Condition: PEAK_BE(UNII 4) 3m HF_ANT_00075962 HORIZONTAL : RBW:1000.000kHz VBW:3000.000kHz SWT:Auto Limit Read Ant Cable Preamp Aux APos TPos Freq Level Line Margin Level Factor Loss Factor Factor Remark MHz dBuV/m dBuV/m dB dBuV dB/m dB dB dB cm deg 1 5895.25 89.61 110.02 -20.41 75.34 35.18 13.26 34.17 0.00 395 183 PEAK 2 5992.00 52.79 88.20 -35.41 38.38 35.28 13.41 34.28 0.00 395 183 PEAK	Blank
Avg	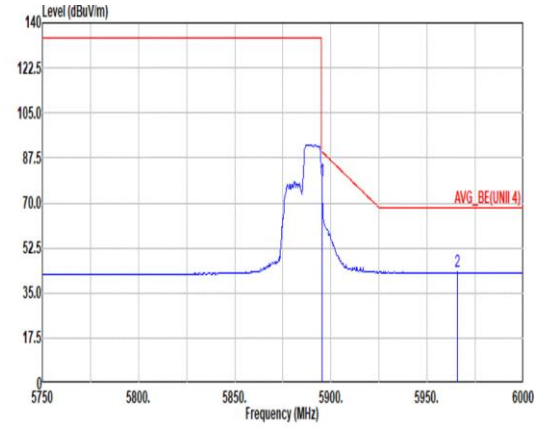 Site : 03CH07-HY Condition: AVG_BE(UNII 4) 3m HF_ANT_00075962 HORIZONTAL : RBW:1000.000kHz VBW:0.300kHz SWT:Auto Limit Read Ant Cable Preamp Aux APos TPos Freq Level Line Margin Level Factor Loss Factor Factor Remark MHz dBuV/m dBuV/m dB dBuV dB/m dB dB dB cm deg 1 5895.25 78.75 90.02 -11.27 64.48 35.18 13.26 34.17 0.00 395 183 AVERAGE 2 5965.75 43.23 68.20 -24.97 28.88 35.23 13.37 34.25 0.00 395 183 AVERAGE	Blank

Mode	15	
	Band Edge - L	
	U-NII-4_5.85-5.895_802.11ax HE20_CH177_Partial RU 106/54_5885MHz	
Pol.	Vertical	Fundamental
Peak	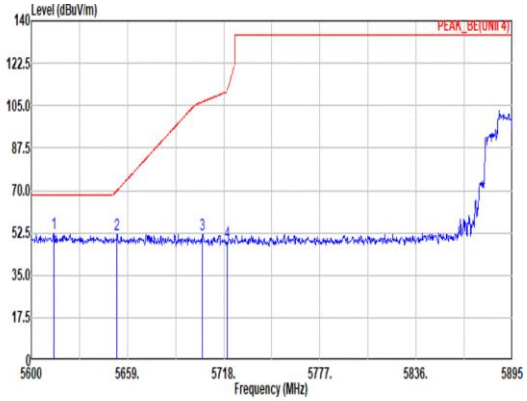 Site : 03CH07-HY Condition: PEAK_BE(UNII 4) 3m HF_ANT_00075962 VERTICAL : RBW:1000.000kHz VBW:3000.000kHz SWT:Auto Freq Level Limit Line Margin Read Level Ant Factor Cable Loss Preamp Factor Aux Factor APos TPos Remark MHz dBuV/m dBuV/m dB dBuV dB/m dB dB dB cm deg 1 5613.87 52.18 68.20 -16.02 38.25 34.83 12.96 33.86 0.00 100 149 PEAK 2 5652.51 51.74 70.07 -18.33 37.74 34.91 12.99 33.90 0.00 100 149 PEAK 3 5705.02 51.85 106.61 -54.76 37.77 35.00 13.04 33.96 0.00 100 149 PEAK 4 5720.07 48.53 110.95 -62.42 34.46 35.00 13.05 33.98 0.00 100 149 PEAK	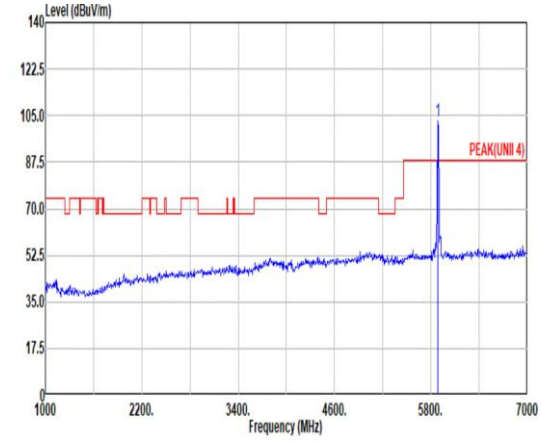 Site : 03CH07-HY Condition: PEAK(UNII 4) 3m HF_ANT_00075962 VERTICAL : RBW:1000.000kHz VBW:3000.000kHz SWT:Auto Freq Level Limit Line Margin Read Level Ant Factor Cable Loss Preamp Factor Aux Factor APos TPos Remark MHz dBuV/m dBuV/m dB dBuV dB/m dB dB dB cm deg 1 5885.00 103.12 ------ ------ 88.87 35.16 13.26 34.17 0.00 100 149 PEAK
Avg	Blank	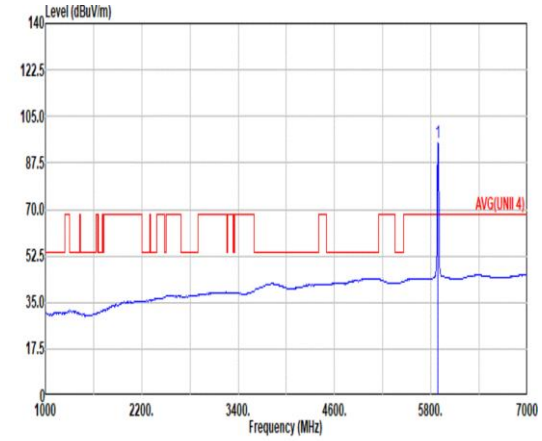 Site : 03CH07-HY Condition: AVG(UNII 4) 3m HF_ANT_00075962 VERTICAL : RBW:1000.000kHz VBW:0.300kHz SWT:Auto Freq Level Limit Line Margin Read Level Ant Factor Cable Loss Preamp Factor Aux Factor APos TPos Remark MHz dBuV/m dBuV/m dB dBuV dB/m dB dB dB cm deg 1 5885.00 95.06 ------ ------ 80.81 35.16 13.26 34.17 0.00 100 149 AVERAGE

Mode	15	
	Band Edge - R	
	U-NII-4_5.85-5.895_802.11ax HE20_CH177_Partial RU 106/54_5885MHz	
Pol.	Vertical	Fundamental
Peak	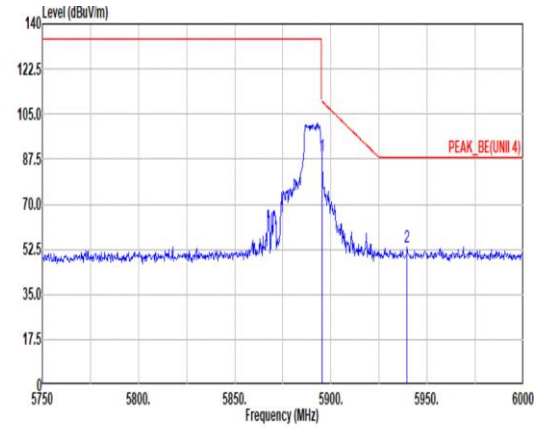 Site : 03CH07-HY Condition: PEAK_BE(UNII 4) 3m HF_ANT_00075962 VERTICAL : RBW:1000.000kHz VBW:3000.000kHz SWT:Auto Limit Read Ant Cable Preamp Aux APos TPos Freq Level Line Margin Level Factor Loss Factor Factor Remark MHz dBuV/m dBuV/m dB dBuV dB/m dB dB dB cm deg 1 5895.25 88.82 110.02 -21.20 74.55 35.18 13.26 34.17 0.00 100 149 PEAK 2 5939.50 53.22 88.20 -34.98 38.91 35.20 13.33 34.22 0.00 100 149 PEAK	Blank
Avg	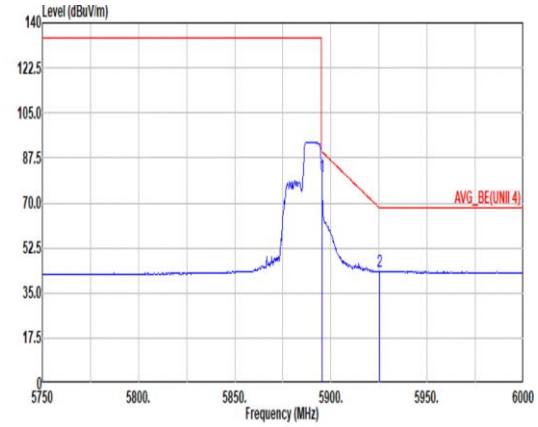 Site : 03CH07-HY Condition: AVG_BE(UNII 4) 3m HF_ANT_00075962 VERTICAL : RBW:1000.000kHz VBW:0.300kHz SWT:Auto Limit Read Ant Cable Preamp Aux APos TPos Freq Level Line Margin Level Factor Loss Factor Factor Remark MHz dBuV/m dBuV/m dB dBuV dB/m dB dB dB cm deg 1 5895.25 80.13 90.02 -9.89 65.86 35.18 13.26 34.17 0.00 100 149 AVERAGE 2 5925.25 43.41 68.20 -24.79 29.11 35.20 13.31 34.21 0.00 100 149 AVERAGE	Blank

Mode	16	
	Band Edge - L	
	U-NII-4_5.85-5.895_802.11ax HE40_CH167_Full RU_5835MHz	
Pol.	Horizontal	Fundamental
Peak	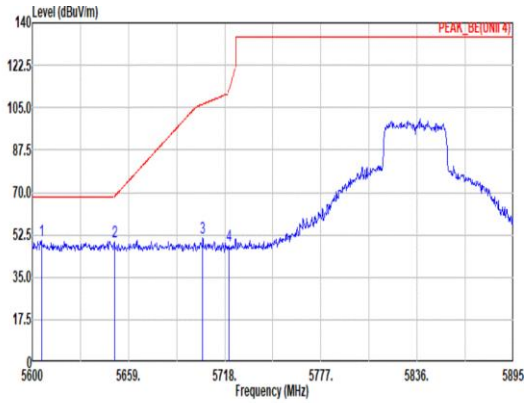 Site : 03CH07-HY Condition: PEAK_BE(UNII 4) 3m HF_ANT_00075962 HORIZONTAL : RBW:1000.000kHz VBW:3000.000kHz SWT:Auto Freq Level Limit Line Margin Read Level Ant Factor Cable Loss Preamp Factor Aux Factor APos TPos Remark MHz dBuV/m dBuV/m dB dBuV dB/m dB dB dB cm deg 1 5605.61 50.11 68.20 -18.09 37.03 34.81 12.95 34.68 0.00 367 184 PEAK 2 5650.45 49.40 68.53 -19.13 36.21 34.90 12.99 34.70 0.00 367 184 PEAK 3 5704.43 51.04 106.44 -55.40 37.73 35.00 13.04 34.73 0.00 367 184 PEAK 4 5720.36 48.06 111.62 -63.56 34.75 35.00 13.05 34.74 0.00 367 184 PEAK	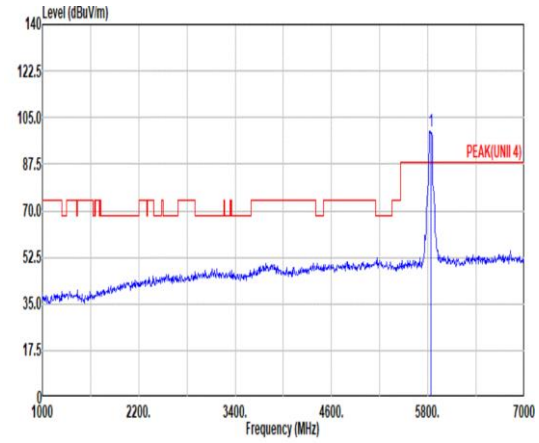 Site : 03CH07-HY Condition: PEAK(UNII 4) 3m HF_ANT_00075962 HORIZONTAL : RBW:1000.000kHz VBW:3000.000kHz SWT:Auto Freq Level Limit Line Margin Read Level Ant Factor Cable Loss Preamp Factor Aux Factor APos TPos Remark MHz dBuV/m dBuV/m dB dBuV dB/m dB dB dB cm deg 1 5835.00 99.97 ------ ------ 86.61 35.00 13.16 34.80 0.00 367 184 PEAK
Avg	Blank	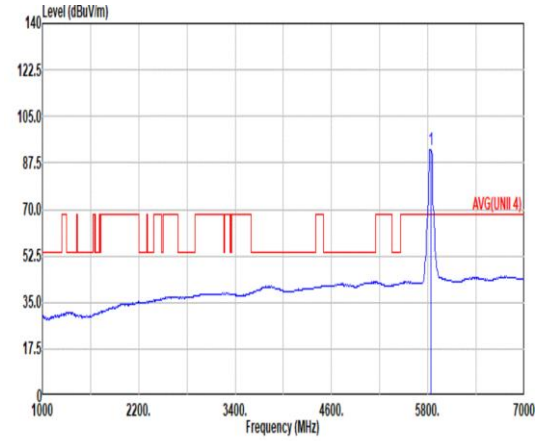 Site : 03CH07-HY Condition: AVG(UNII 4) 3m HF_ANT_00075962 HORIZONTAL : RBW:1000.000kHz VBW:1.000kHz SWT:Auto Freq Level Limit Line Margin Read Level Ant Factor Cable Loss Preamp Factor Aux Factor APos TPos Remark MHz dBuV/m dBuV/m dB dBuV dB/m dB dB dB cm deg 1 5835.00 92.47 ------ ------ 79.11 35.00 13.16 34.80 0.00 367 184 AVERAGE

Mode	16	
	Band Edge - R	
	U-NII-4_5.85-5.895_802.11ax HE40_CH167_Full RU_5835MHz	
Pol.	Horizontal	Fundamental
Peak	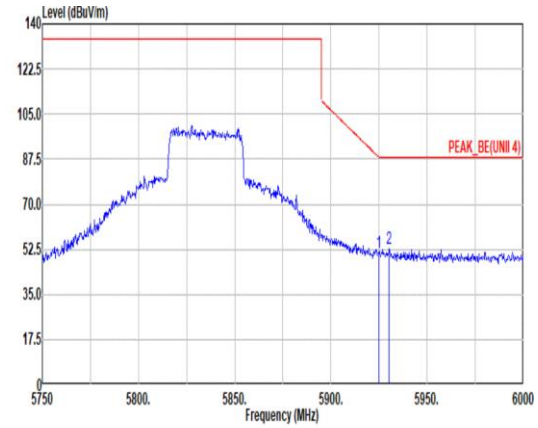 Site : 03CH07-HY Condition: PEAK_BE(UNII 4) 3m HF_ANT_00075962 HORIZONTAL : RBW:1000.000kHz VBW:3000.000kHz SWT:Auto Freq Level Limit Line Margin Read Level Ant Factor Cable Loss Preamp Factor Aux Factor APos TPos Remark MHz dBuV/m dBuV/m dB dBuV dB/m dB dB dB cm deg 1 5924.75 51.22 88.38 -37.16 37.57 35.20 13.31 34.86 0.00 367 184 PEAK 2 5930.25 52.78 88.20 -35.42 39.12 35.20 13.32 34.86 0.00 367 184 PEAK	Blank
Avg	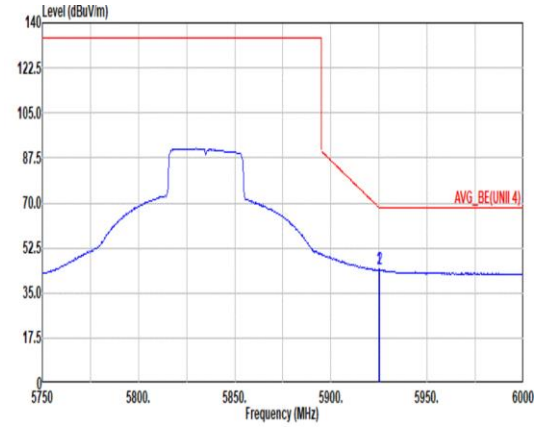 Site : 03CH07-HY Condition: AVG_BE(UNII 4) 3m HF_ANT_00075962 HORIZONTAL : RBW:1000.000kHz VBW:1.000kHz SWT:Auto Freq Level Limit Line Margin Read Level Ant Factor Cable Loss Preamp Factor Aux Factor APos TPos Remark MHz dBuV/m dBuV/m dB dBuV dB/m dB dB dB cm deg 1 5924.75 44.20 68.38 -24.18 30.55 35.20 13.31 34.86 0.00 367 184 AVERAGE 2 5925.25 44.11 68.20 -24.09 30.46 35.20 13.31 34.86 0.00 367 184 AVERAGE	Blank

Mode	16	
	Band Edge - L	
	U-NII-4_5.85-5.895_802.11ax HE40_CH167_Full RU_5835MHz	
Pol.	Vertical	Fundamental
Peak	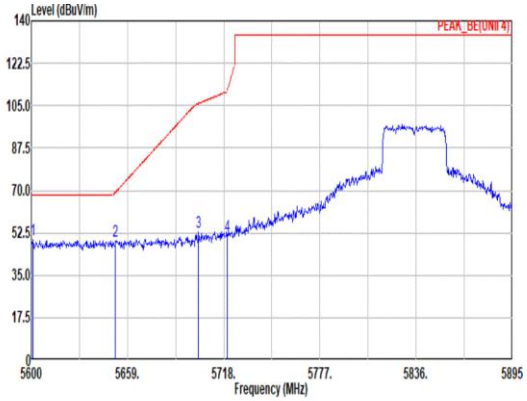 Site : 03CH07-HY Condition: PEAK_BE(UNII 4) 3m HF_ANT_00075962 VERTICAL : RBW:1000.000kHz VBW:3000.000kHz SWT:Auto 1 5601.18 49.75 68.20 -18.45 36.68 34.80 12.95 34.68 0.00 100 240 PEAK 2 5651.63 48.98 69.41 -20.43 35.79 34.90 12.99 34.70 0.00 100 240 PEAK 3 5702.66 53.02 105.95 -52.93 39.71 35.00 13.04 34.73 0.00 100 240 PEAK 4 5720.07 51.11 110.95 -59.84 37.80 35.00 13.05 34.74 0.00 100 240 PEAK	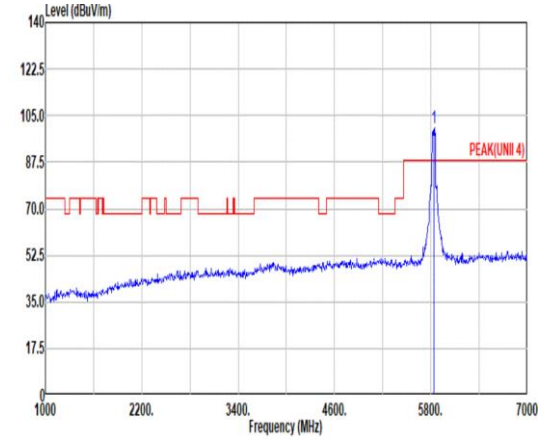 Site : 03CH07-HY Condition: PEAK(UNII 4) 3m HF_ANT_00075962 VERTICAL : RBW:1000.000kHz VBW:3000.000kHz SWT:Auto 1 5835.00 100.47 ------ ------ 87.09 35.00 13.19 34.81 0.00 100 240 PEAK
Avg	Blank	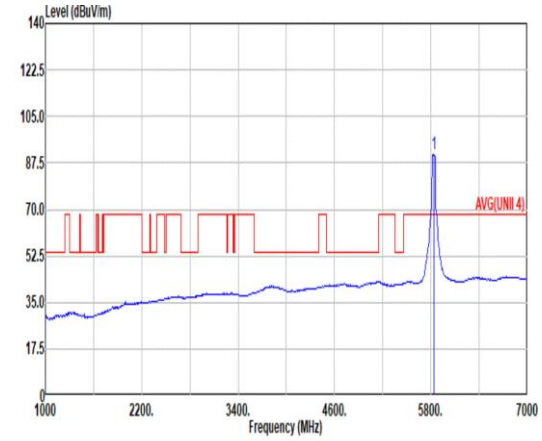 Site : 03CH07-HY Condition: AVG(UNII 4) 3m HF_ANT_00075962 VERTICAL : RBW:1000.000kHz VBW:1.000kHz SWT:Auto 1 5835.00 90.69 ------ ------ 77.33 35.00 13.16 34.80 0.00 100 240 AVERAGE

Mode	16	
	Band Edge - R	
	U-NII-4_5.85-5.895_802.11ax HE40_CH167_Full RU_5835MHz	
Pol.	Vertical	Fundamental
Peak	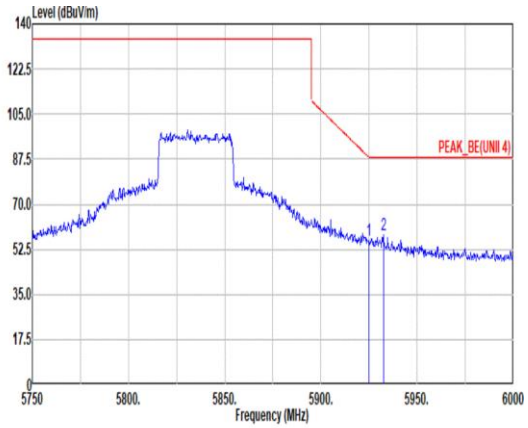 Site : 03CH07-HY Condition: PEAK_BE(UNII 4) 3m HF_ANT_00075962 VERTICAL : RBW:1000.000kHz VBW:3000.000kHz SWT:Auto Limit Read Ant Cable Preamp Aux APos TPos Freq Level Line Margin Level Factor Loss Factor Factor Remark MHz dBuV/m dBuV/m dB dBuV dB/m dB dB dB cm deg 1 5925.00 56.22 88.20 -31.98 42.57 35.20 13.31 34.86 0.00 100 240 PEAK 2 5932.50 58.18 88.20 -30.02 44.52 35.20 13.32 34.86 0.00 100 240 PEAK	Blank
Avg	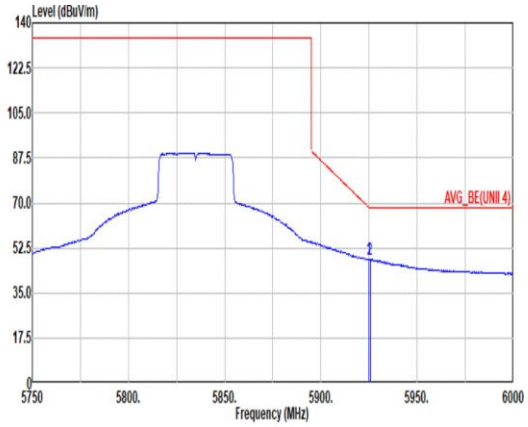 Site : 03CH07-HY Condition: AVG_BE(UNII 4) 3m HF_ANT_00075962 VERTICAL : RBW:1000.000kHz VBW:1.000kHz SWT:Auto Limit Read Ant Cable Preamp Aux APos TPos Freq Level Line Margin Level Factor Loss Factor Factor Remark MHz dBuV/m dBuV/m dB dBuV dB/m dB dB dB cm deg 1 5924.75 48.01 68.38 -20.37 34.36 35.20 13.31 34.86 0.00 100 240 AVERAGE 2 5925.50 48.15 68.20 -20.05 34.50 35.20 13.31 34.86 0.00 100 240 AVERAGE	Blank

Mode	16	
	Harmonic	
	U-NII-4_5.85-5.895_802.11ax HE40_CH167_Full RU_5835MHz	
Pol.	Horizontal	Vertical
Peak Avg	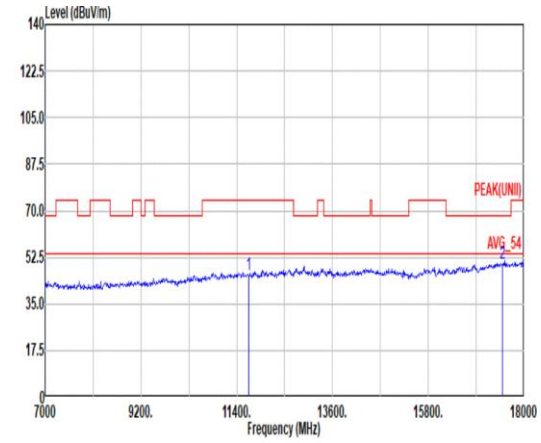 Site : 03CH07-HY Condition: PEAK(UNII) 3m HF_ANT_00075962 HORIZONTAL Freq Level Limit Line Margin Read Level Ant Factor Cable Loss Preamp Factor Aux Factor APos TPos Remark MHz dBuV/m dBuV/m dB dBuV dB/m dB dB dB cm deg 1 11670.00 45.92 74.00 -28.08 43.75 38.54 19.09 56.67 1.21 -- -- PEAK 2 17505.00 50.35 68.20 -17.85 40.30 41.49 22.76 55.56 1.36 -- -- PEAK	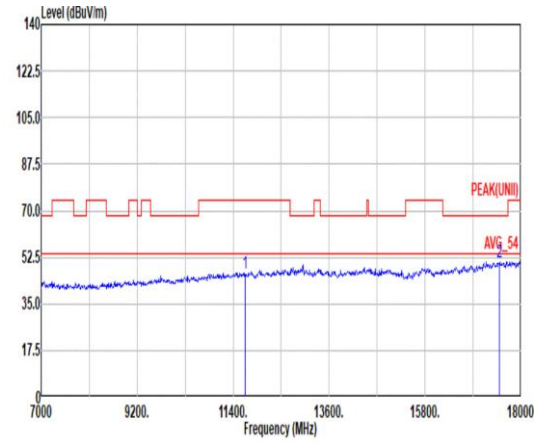 Site : 03CH07-HY Condition: PEAK(UNII) 3m HF_ANT_00075962 VERTICAL Freq Level Limit Line Margin Read Level Ant Factor Cable Loss Preamp Factor Aux Factor APos TPos Remark MHz dBuV/m dBuV/m dB dBuV dB/m dB dB dB cm deg 1 11670.00 46.73 74.00 -27.27 44.56 38.54 19.09 56.67 1.21 -- -- PEAK 2 17505.00 50.63 68.20 -17.57 40.58 41.49 22.76 55.56 1.36 -- -- PEAK

Mode	16	
	Harmonic	
	U-NII-4_5.85-5.895_802.11ax HE40_CH167_Full RU_5835MHz	
Pol.	Horizontal	Vertical
14.47G ~14.5G Avg	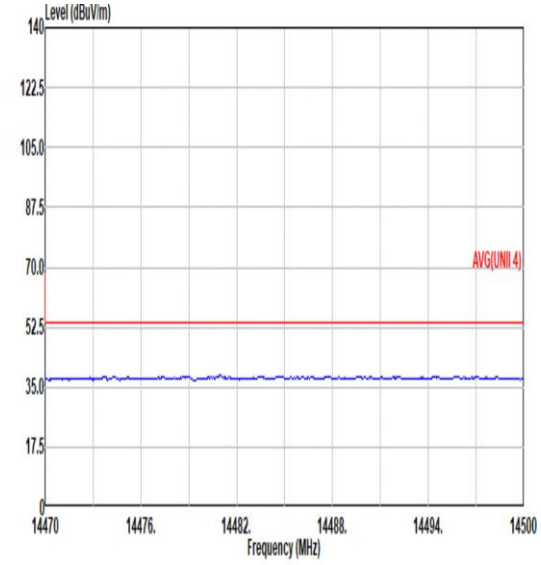 Site : 03CH07-HY Condition: AVG(UNII 4) 3m HF_ANT_00075962 HORIZONTAL	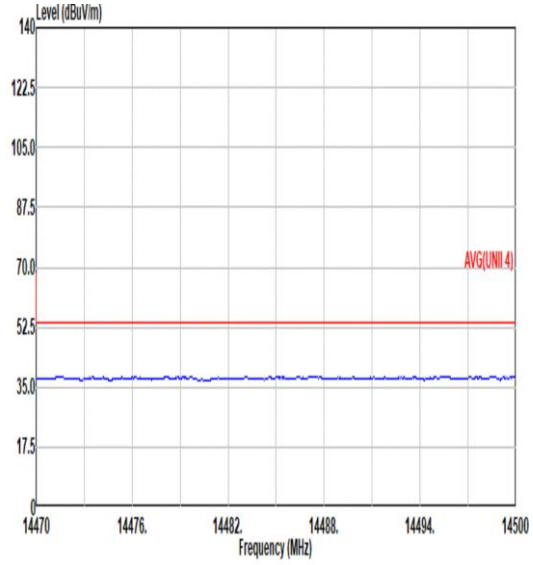 Site : 03CH07-HY Condition: AVG(UNII 4) 3m HF_ANT_00075962 VERTICAL
17.7G ~18G Avg	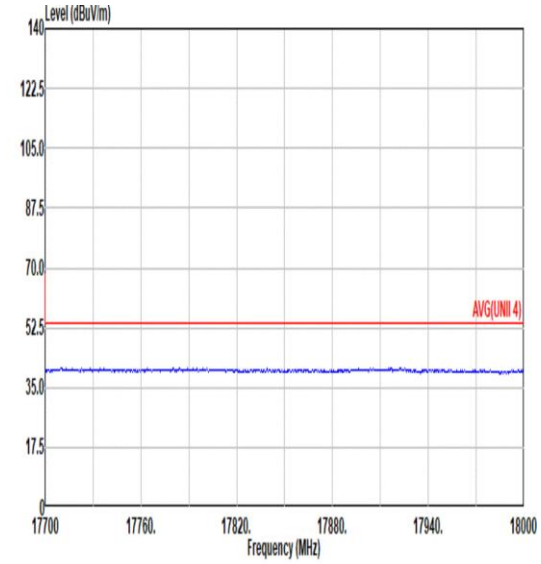 Site : 03CH07-HY Condition: AVG(UNII 4) 3m HF_ANT_00075962 HORIZONTAL	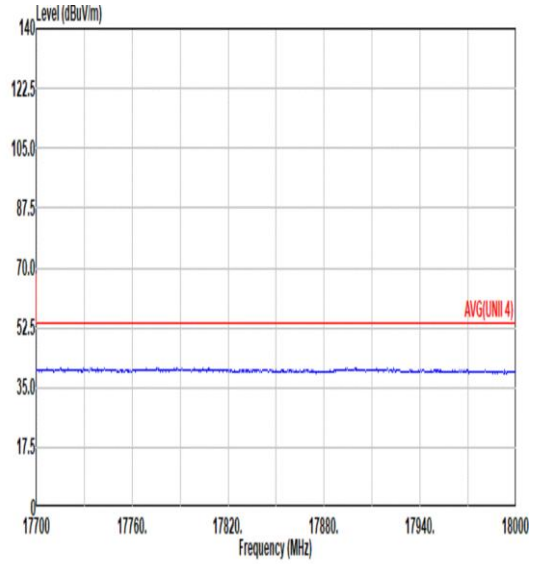 Site : 03CH07-HY Condition: AVG(UNII 4) 3m HF_ANT_00075962 VERTICAL

Mode	17	
	Band Edge - L	
	U-NII-4_5.85-5.895_802.11ax HE40_CH175_Full RU_5875MHz	
Pol.	Horizontal	Fundamental
Peak	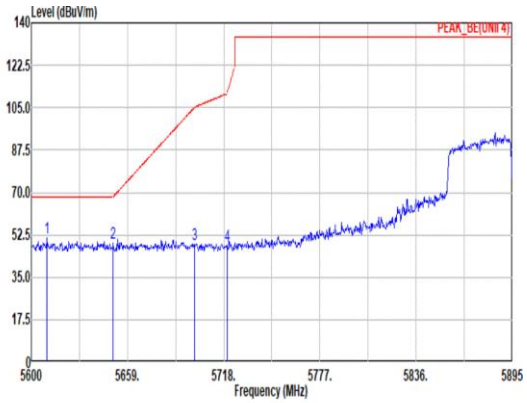 Site : 03CH07-HY Condition: PEAK_BE(UNII 4) 3m HF_ANT_00075962 HORIZONTAL : RBW:1000.000kHz VBW:3000.000kHz SWT:Auto 1 5609.74 51.11 68.20 -17.09 38.01 34.82 12.96 34.68 0.00 400 152 PEAK 2 5650.15 49.19 68.31 -19.12 36.00 34.90 12.99 34.70 0.00 400 152 PEAK 3 5700.01 48.40 105.20 -56.80 35.10 35.00 13.03 34.73 0.00 400 152 PEAK 4 5720.07 48.26 110.95 -62.69 34.95 35.00 13.05 34.74 0.00 400 152 PEAK	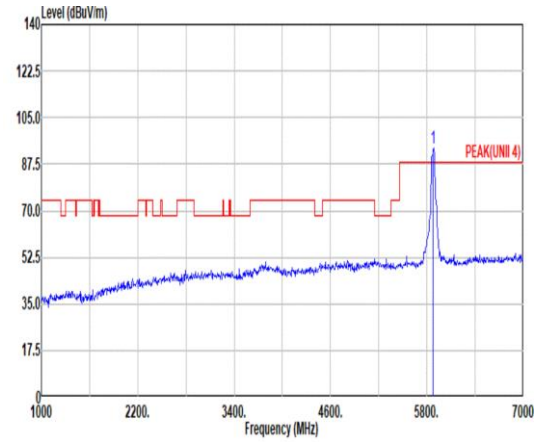 Site : 03CH07-HY Condition: PEAK(UNII 4) 3m HF_ANT_00075962 HORIZONTAL : RBW:1000.000kHz VBW:3000.000kHz SWT:Auto 1 5875.00 93.46 ------ ------ 79.88 35.16 13.26 34.84 0.00 400 152 PEAK
Avg	Blank	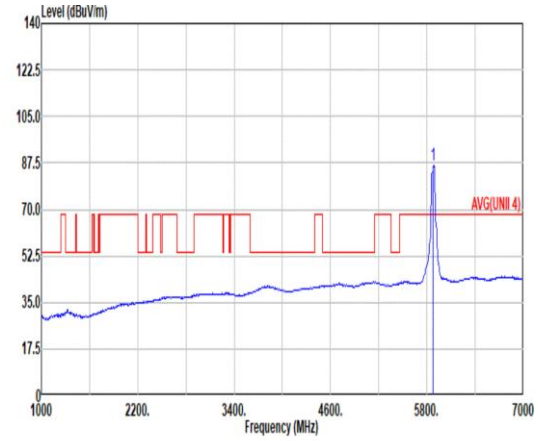 Site : 03CH07-HY Condition: AVG(UNII 4) 3m HF_ANT_00075962 HORIZONTAL : RBW:1000.000kHz VBW:1.000kHz SWT:Auto 1 5875.00 86.42 ------ ------ 72.84 35.16 13.26 34.84 0.00 400 152 AVERAGE

Mode	17	
	Band Edge - R	
	U-NII-4_5.85-5.895_802.11ax HE40_CH175_Full RU_5875MHz	
Pol.	Horizontal	Fundamental
Peak	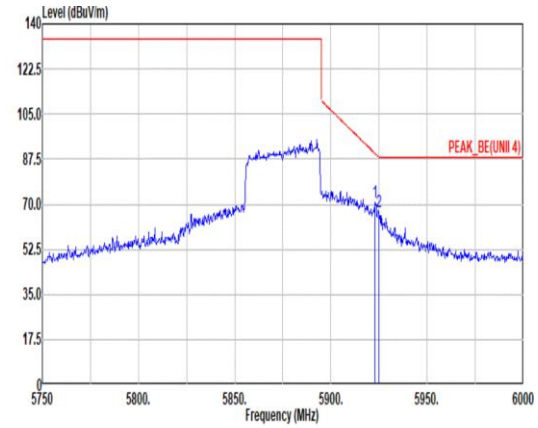 Site : 03CH07-HY Condition: PEAK_BE(UNII 4) 3m HF_ANT_00075962 HORIZONTAL : RBW:1000.000kHz VBW:3000.000kHz SWT:Auto Freq Level Limit Line Margin Read Level Ant Factor Cable Loss Preamp Factor Aux Factor APos TPos Remark MHz dBuV/m dBuV/m dB dBuV dB/m dB dB dB cm deg 1 5922.75 70.59 89.85 -19.26 56.95 35.20 13.30 34.86 0.00 400 152 PEAK 2 5925.00 66.84 88.20 -21.36 53.19 35.20 13.31 34.86 0.00 400 152 PEAK	Blank
	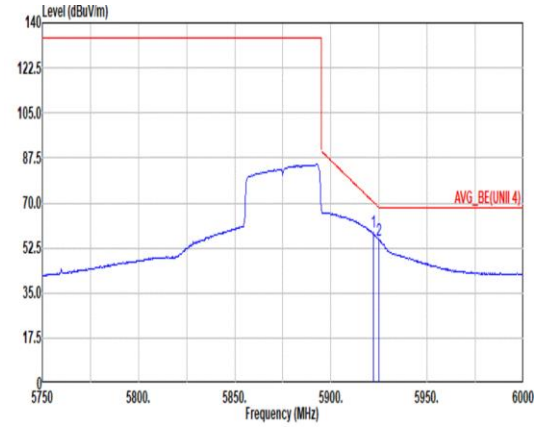 Site : 03CH07-HY Condition: AVG_BE(UNII 4) 3m HF_ANT_00075962 HORIZONTAL : RBW:1000.000kHz VBW:1.000kHz SWT:Auto Freq Level Limit Line Margin Read Level Ant Factor Cable Loss Preamp Factor Aux Factor APos TPos Remark MHz dBuV/m dBuV/m dB dBuV dB/m dB dB dB cm deg 1 5922.00 58.39 70.39 -12.00 44.75 35.20 13.30 34.86 0.00 400 152 AVERAGE 2 5925.00 55.65 68.20 -12.55 42.00 35.20 13.31 34.86 0.00 400 152 AVERAGE	Blank

Mode	17	
	Band Edge - L	
	U-NII-4_5.85-5.895_802.11ax HE40_CH175_Full RU_5875MHz	
Pol.	Vertical	Fundamental
Peak	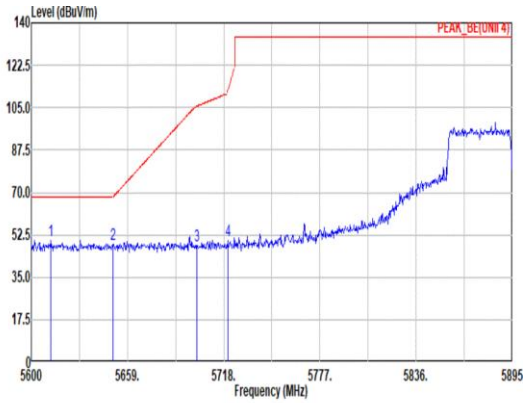 Site : 03CH07-HY Condition: PEAK_BE(UNII 4) 3m HF_ANT_00075962 VERTICAL : RBW:1000.000kHz VBW:3000.000kHz SWT:Auto 1 5612.10 50.27 68.20 -17.93 37.17 34.82 12.96 34.68 0.00 100 243 PEAK 2 5650.15 48.68 68.31 -19.63 35.49 34.90 12.99 34.70 0.00 100 243 PEAK 3 5701.48 48.32 105.62 -57.30 35.01 35.00 13.04 34.73 0.00 100 243 PEAK 4 5720.36 50.27 111.62 -61.35 36.96 35.00 13.05 34.74 0.00 100 243 PEAK	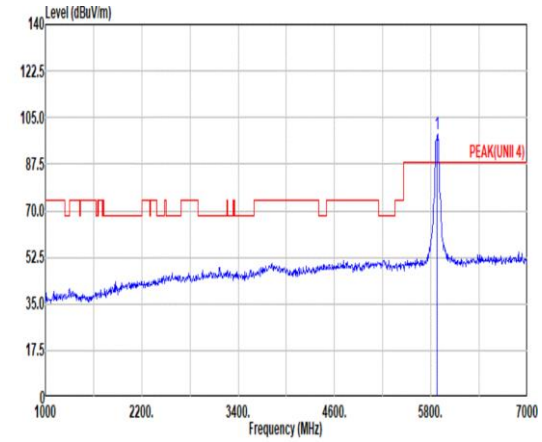 Site : 03CH07-HY Condition: PEAK(UNII 4) 3m HF_ANT_00075962 VERTICAL : RBW:1000.000kHz VBW:3000.000kHz SWT:Auto 1 5875.00 98.89 ------ ------ 85.31 35.16 13.26 34.84 0.00 100 243 PEAK
Avg	Blank	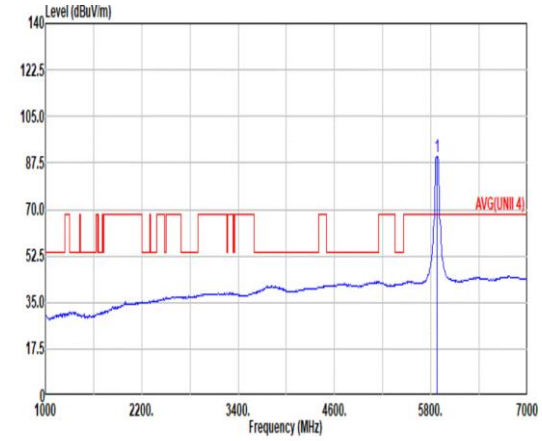 Site : 03CH07-HY Condition: AVG(UNII 4) 3m HF_ANT_00075962 VERTICAL : RBW:1000.000kHz VBW:1.000kHz SWT:Auto 1 5875.00 89.69 ------ ------ 76.20 35.09 13.23 34.83 0.00 100 243 AVERAGE

Mode	17	
	Band Edge - R	
	U-NII-4_5.85-5.895_802.11ax HE40_CH175_Full RU_5875MHz	
Pol.	Vertical	Fundamental
Peak	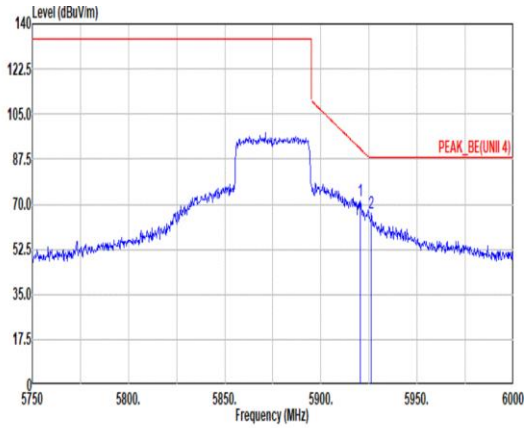 Site : 03CH07-HY Condition: PEAK_BE(UNII 4) 3m HF_ANT_00075962 VERTICAL : RBW:1000.000kHz VBW:3000.000kHz SWT:Auto Limit Read Ant Cable Preamp Aux APos TPos Freq Level Line Margin Level Factor Loss Factor Factor Remark MHz dBuV/m dBuV/m dB dBuV dB/m dB dB dB cm deg 1 5920.50 71.32 91.49 -20.17 57.68 35.20 13.30 34.86 0.00 100 243 PEAK 2 5926.25 66.40 88.20 -21.80 52.75 35.20 13.31 34.86 0.00 100 243 PEAK	Blank
	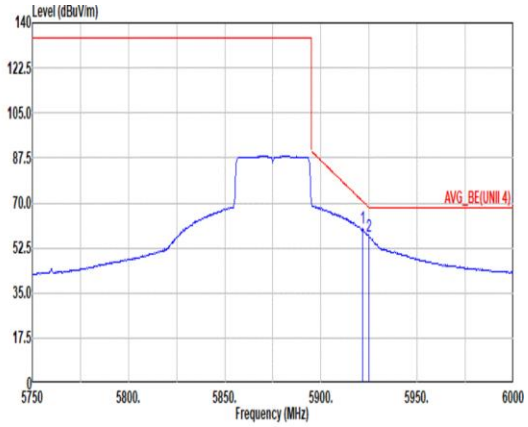 Site : 03CH07-HY Condition: AVG_BE(UNII 4) 3m HF_ANT_00075962 VERTICAL : RBW:1000.000kHz VBW:1.000kHz SWT:Auto Limit Read Ant Cable Preamp Aux APos TPos Freq Level Line Margin Level Factor Loss Factor Factor Remark MHz dBuV/m dBuV/m dB dBuV dB/m dB dB dB cm deg 1 5921.50 60.06 70.76 -10.70 46.42 35.20 13.30 34.86 0.00 100 243 AVERAGE 2 5925.00 56.86 68.20 -11.34 43.21 35.20 13.31 34.86 0.00 100 243 AVERAGE	Blank

Mode	17	
	Harmonic	
	U-NII-4_5.85-5.895_802.11ax HE40_CH175_Full RU_5875MHz	
Pol.	Horizontal	Vertical
Peak Avg	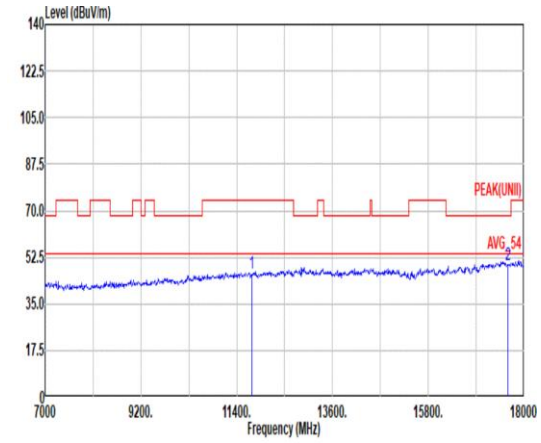 Site : 03CH07-HY Condition: PEAK(UNII) 3m HF_ANT_00075962 HORIZONTAL Freq Level Limit Line Margin Read Level Ant Factor Cable Loss Preamp Factor Aux Factor APos TPos Remark MHz dBuV/m dBuV/m dB dBuV dB/m dB dB dB cm deg 1 11750.00 46.43 74.00 -27.57 43.99 38.60 19.15 56.53 1.22 -- -- PEAK 2 17625.00 49.88 68.20 -18.32 39.59 41.50 22.86 55.44 1.37 -- -- PEAK	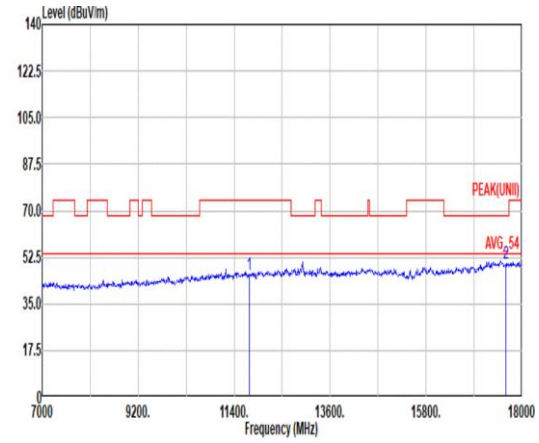 Site : 03CH07-HY Condition: PEAK(UNII) 3m HF_ANT_00075962 VERTICAL Freq Level Limit Line Margin Read Level Ant Factor Cable Loss Preamp Factor Aux Factor APos TPos Remark MHz dBuV/m dBuV/m dB dBuV dB/m dB dB dB cm deg 1 11750.00 46.18 74.00 -27.82 43.74 38.60 19.15 56.53 1.22 -- -- PEAK 2 17625.00 50.18 68.20 -18.02 39.89 41.50 22.86 55.44 1.37 -- -- PEAK

Mode	17	
	Harmonic	
	U-NII-4_5.85-5.895_802.11ax HE40_CH175_Full RU_5875MHz	
Pol.	Horizontal	Vertical
14.47G ~14.5G Avg	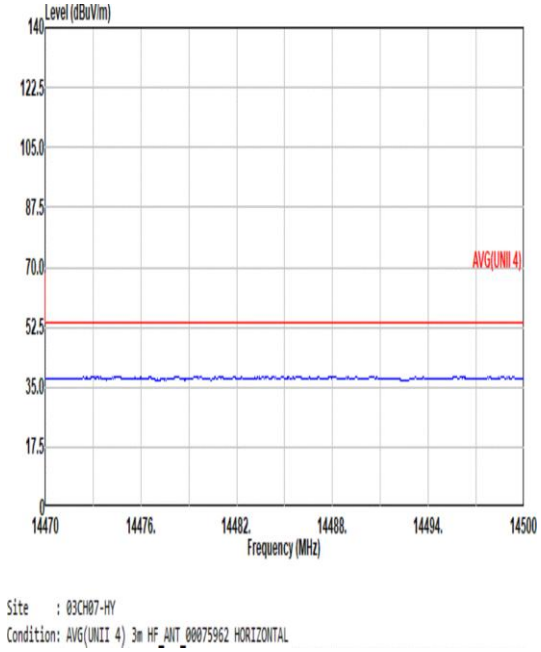	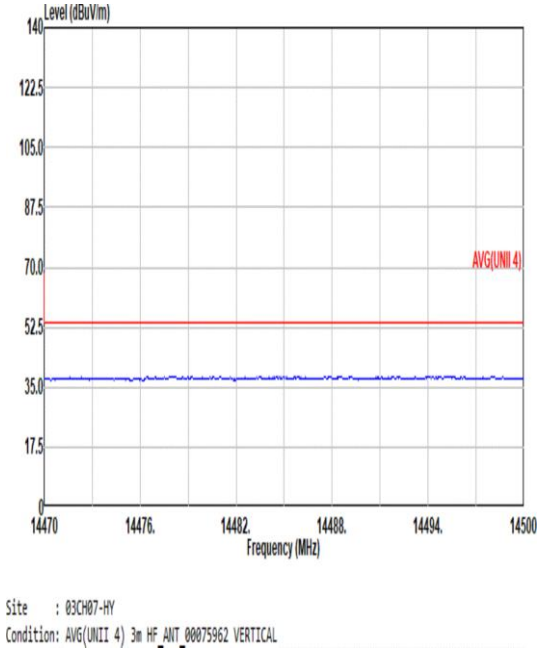
17.7G ~18G Avg	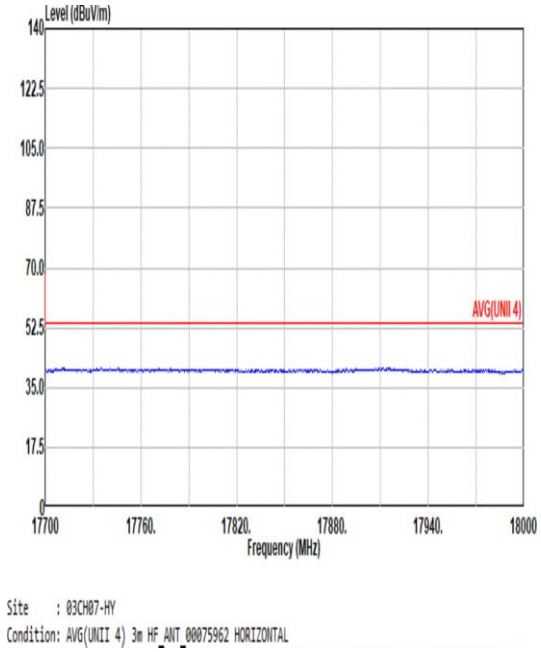	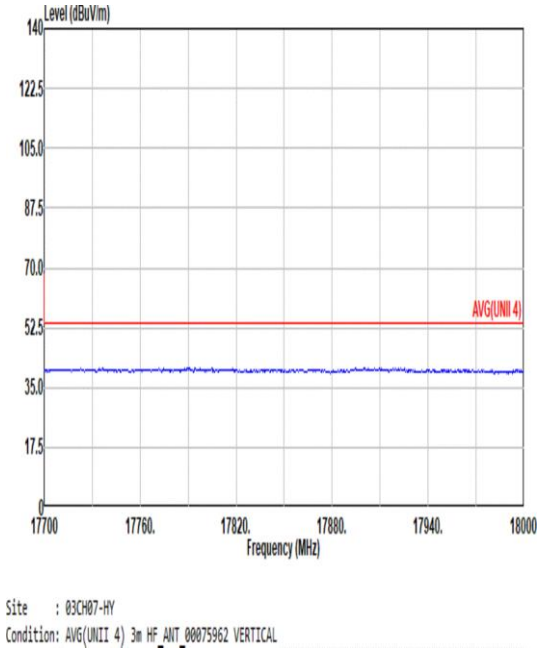

Mode	18	
	Band Edge - L	
	U-NII-4_5.85-5.895_802.11ax HE80_CH171_Full RU_5855MHz	
Pol.	Horizontal	Fundamental
Peak	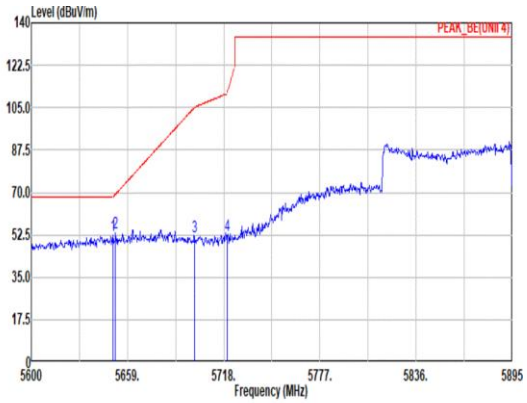 Site : 03CH07-HY Condition: PEAK_BE(UNII 4) 3m HF_ANT_00075962 HORIZONTAL : RBW:1000.000kHz VBW:3000.000kHz SWT:Auto Freq Level Limit Line Margin Read Level Ant Factor Cable Loss Preamp Factor Aux Factor APos TPos Remark MHz dBuV/m dBuV/m dB dBuV dB/m dB dB dB cm deg 1 5649.86 52.11 68.20 -16.09 38.92 34.90 12.99 34.70 0.00 400 152 PEAK 2 5651.63 53.42 69.41 -15.99 40.23 34.90 12.99 34.70 0.00 400 152 PEAK 3 5700.01 52.02 105.20 -53.18 38.72 35.00 13.03 34.73 0.00 400 152 PEAK 4 5720.07 52.07 110.95 -58.88 38.76 35.00 13.05 34.74 0.00 400 152 PEAK	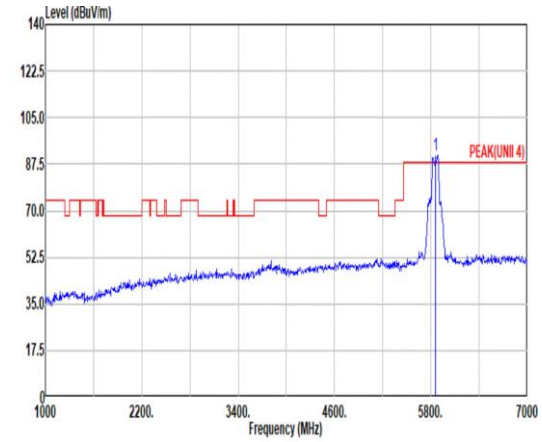 Site : 03CH07-HY Condition: PEAK(UNII 4) 3m HF_ANT_00075962 HORIZONTAL : RBW:1000.000kHz VBW:3000.000kHz SWT:Auto Freq Level Limit Line Margin Read Level Ant Factor Cable Loss Preamp Factor Aux Factor APos TPos Remark MHz dBuV/m dBuV/m dB dBuV dB/m dB dB dB cm deg 1 5855.00 91.02 ------ ------ 77.47 35.14 13.25 34.84 0.00 400 152 PEAK
Avg	Blank	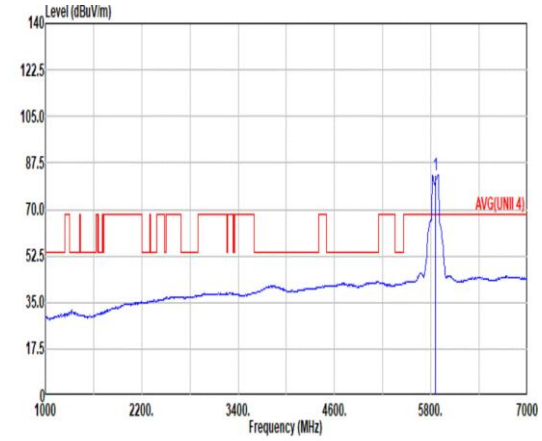 Site : 03CH07-HY Condition: AVG(UNII 4) 3m HF_ANT_00075962 HORIZONTAL : RBW:1000.000kHz VBW:1.100kHz SWT:Auto Freq Level Limit Line Margin Read Level Ant Factor Cable Loss Preamp Factor Aux Factor APos TPos Remark MHz dBuV/m dBuV/m dB dBuV dB/m dB dB dB cm deg 1 5855.00 83.14 ------ ------ 69.79 35.00 13.15 34.80 0.00 400 152 AVERAGE

Mode	18	
	Band Edge - R	
	U-NII-4_5.85-5.895_802.11ax HE80_CH171_Full RU_5855MHz	
Pol.	Horizontal	Fundamental
Peak	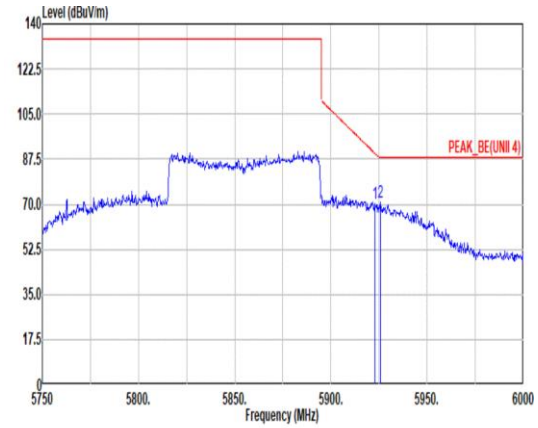 Site : 03CH07-HY Condition: PEAK_BE(UNII 4) 3m HF_ANT_00075962 HORIZONTAL : RBW:1000.000kHz VBW:3000.000kHz SWT:Auto Freq Level Limit Line Margin Read Level Ant Factor Cable Loss Preamp Factor Aux Factor APos TPos Remark MHz dBuV/m dBuV/m dB dBuV dB/m dB dB dB cm deg 1 5923.00 70.34 89.66 -19.32 56.70 35.20 13.30 34.86 0.00 400 152 PEAK 2 5925.75 70.84 88.20 -17.36 57.19 35.20 13.31 34.86 0.00 400 152 PEAK	Blank
Avg	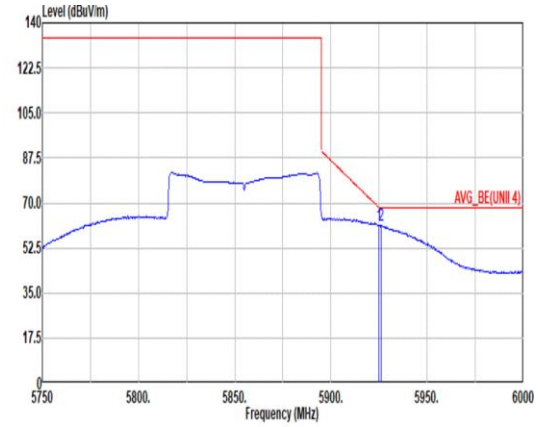 Site : 03CH07-HY Condition: AVG_BE(UNII 4) 3m HF_ANT_00075962 HORIZONTAL : RBW:1000.000kHz VBW:1.100kHz SWT:Auto Freq Level Limit Line Margin Read Level Ant Factor Cable Loss Preamp Factor Aux Factor APos TPos Remark MHz dBuV/m dBuV/m dB dBuV dB/m dB dB dB cm deg 1 5925.00 61.21 68.20 -6.99 47.56 35.20 13.31 34.86 0.00 400 152 AVERAGE 2 5926.25 61.31 68.20 -6.89 47.66 35.20 13.31 34.86 0.00 400 152 AVERAGE	Blank

Mode	18	
	Band Edge - L	
	U-NII-4_5.85-5.895_802.11ax HE80_CH171_Full RU_5855MHz	
Pol.	Vertical	Fundamental
Peak	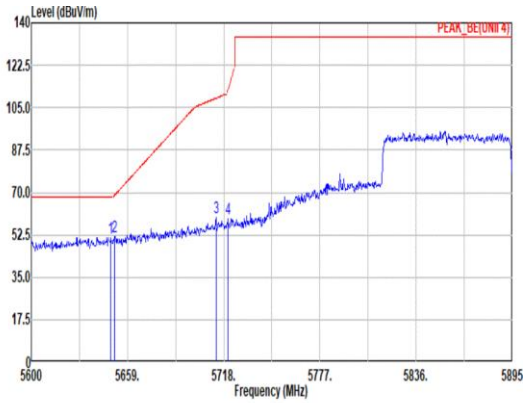 Site : 03CH07-HY Condition: PEAK_BE(UNII 4) 3m HF_ANT_00075962 VERTICAL : RBW:1000.000kHz VBW:3000.000kHz SWT:Auto Freq Level Limit Line Margin Read Level Ant Factor Cable Loss Preamp Factor Aux Factor APos TPos Remark MHz dBuV/m dBuV/m dB dBuV dB/m dB dB dB cm deg 1 5648.68 51.37 68.20 -16.83 38.18 34.90 12.99 34.70 0.00 100 241 PEAK 2 5651.04 51.97 68.97 -17.00 38.78 34.90 12.99 34.70 0.00 100 241 PEAK 3 5713.28 59.44 108.92 -49.48 46.13 35.00 13.05 34.74 0.00 100 241 PEAK 4 5720.66 59.25 112.29 -53.04 45.94 35.00 13.05 34.74 0.00 100 241 PEAK	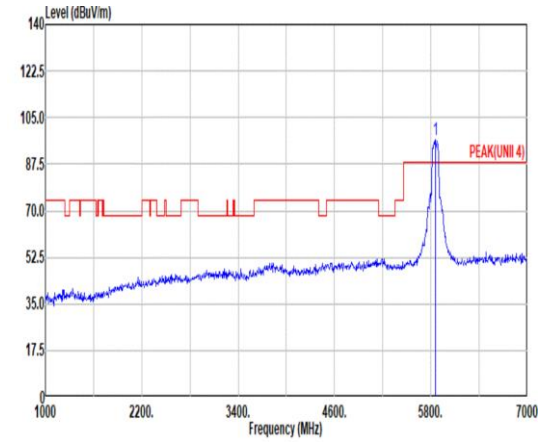 Site : 03CH07-HY Condition: PEAK(UNII 4) 3m HF_ANT_00075962 VERTICAL : RBW:1000.000kHz VBW:3000.000kHz SWT:Auto Freq Level Limit Line Margin Read Level Ant Factor Cable Loss Preamp Factor Aux Factor APos TPos Remark MHz dBuV/m dBuV/m dB dBuV dB/m dB dB dB cm deg 1 5855.00 96.54 ------ ------ 83.11 35.04 13.21 34.82 0.00 100 241 PEAK
Avg	Blank	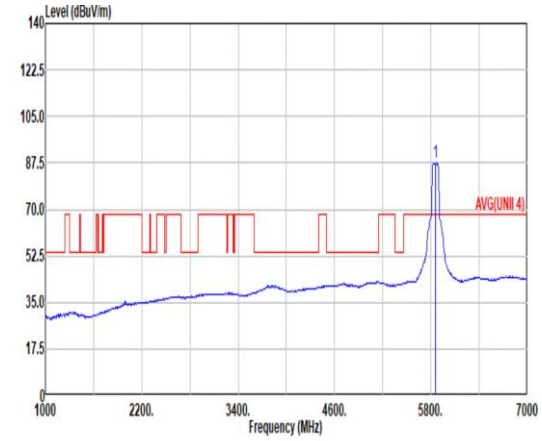 Site : 03CH07-HY Condition: AVG(UNII 4) 3m HF_ANT_00075962 VERTICAL : RBW:1000.000kHz VBW:1.100kHz SWT:Auto Freq Level Limit Line Margin Read Level Ant Factor Cable Loss Preamp Factor Aux Factor APos TPos Remark MHz dBuV/m dBuV/m dB dBuV dB/m dB dB dB cm deg 1 5855.00 87.50 ------ ------ 74.04 35.06 13.22 34.82 0.00 100 241 AVERAGE

Mode	18	
	Band Edge - R	
	U-NII-4_5.85-5.895_802.11ax HE80_CH171_Full RU_5855MHz	
Pol.	Vertical	Fundamental
Peak	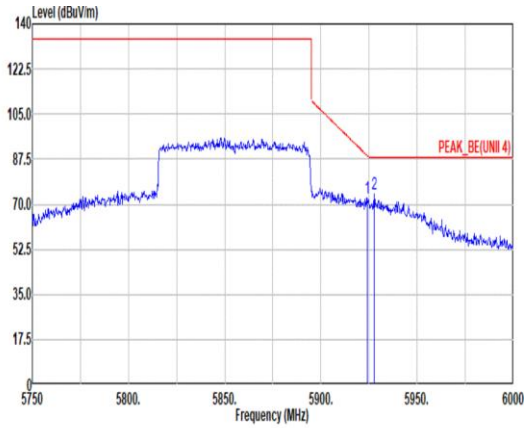 Site : 03CH07-HY Condition: PEAK_BE(UNII 4) 3m HF_ANT_00075962 VERTICAL : RBW:1000.000kHz VBW:3000.000kHz SWT:Auto Limit Read Ant Cable Preamp Aux APos TPos Freq Level Line Margin Level Factor Loss Factor Factor Remark MHz dBuV/m dBuV/m dB dBuV dB/m dB dB dB cm deg 1 5924.25 72.49 88.75 -16.26 58.84 35.20 13.31 34.86 0.00 100 241 PEAK 2 5927.75 73.83 88.20 -14.37 60.18 35.20 13.31 34.86 0.00 100 241 PEAK	Blank
Avg	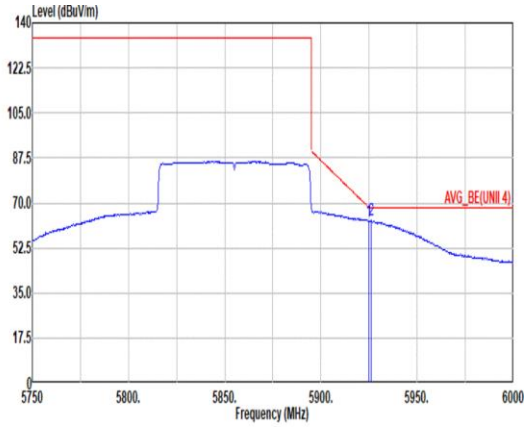 Site : 03CH07-HY Condition: AVG_BE(UNII 4) 3m HF_ANT_00075962 VERTICAL : RBW:1000.000kHz VBW:1.100kHz SWT:Auto Limit Read Ant Cable Preamp Aux APos TPos Freq Level Line Margin Level Factor Loss Factor Factor Remark MHz dBuV/m dBuV/m dB dBuV dB/m dB dB dB cm deg 1 5925.00 63.11 68.20 -5.09 49.46 35.20 13.31 34.86 0.00 100 241 AVERAGE 2 5926.00 63.14 68.20 -5.06 49.49 35.20 13.31 34.86 0.00 100 241 AVERAGE	Blank

Mode	18	
	Harmonic	
	U-NII-4_5.85-5.895_802.11ax HE80_CH171_Full RU_5855MHz	
Pol.	Horizontal	Vertical
Peak Avg	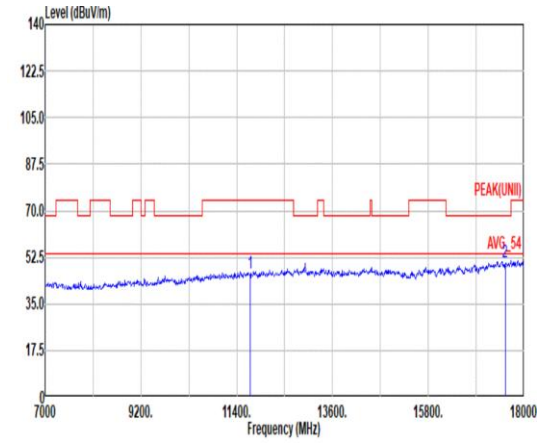 Site : 03CH07-HY Condition: PEAK(UNII) 3m HF_ANT_00075962 HORIZONTAL Freq Level Limit Line Margin Read Level Ant Factor Cable Loss Preamp Factor Aux Factor APos TPos Remark MHz dBuV/m dBuV/m dB dBuV dB/m dB dB dB cm deg 1 11710.00 46.67 74.00 -27.33 44.34 38.60 19.12 56.60 1.21 -- -- PEAK 2 17565.00 50.54 68.20 -17.66 40.41 41.46 22.81 55.50 1.36 -- -- PEAK	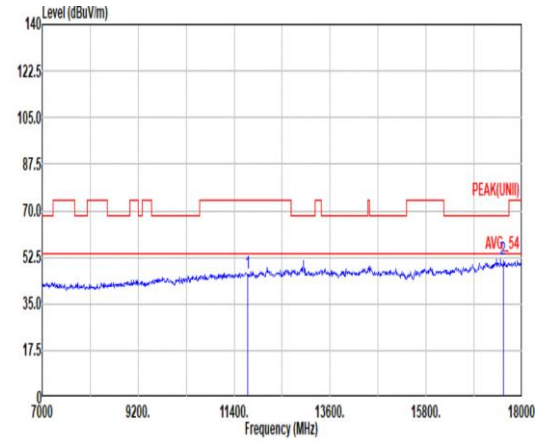 Site : 03CH07-HY Condition: PEAK(UNII) 3m HF_ANT_00075962 VERTICAL Freq Level Limit Line Margin Read Level Ant Factor Cable Loss Preamp Factor Aux Factor APos TPos Remark MHz dBuV/m dBuV/m dB dBuV dB/m dB dB dB cm deg 1 11710.00 46.41 74.00 -27.59 44.08 38.60 19.12 56.60 1.21 -- -- PEAK 2 17565.00 51.70 68.20 -16.50 41.57 41.46 22.81 55.50 1.36 -- -- PEAK

Mode	18	
	Harmonic	
	U-NII-4_5.85-5.895_802.11ax HE80_CH171_Full RU_5855MHz	
Pol.	Horizontal	Vertical
14.47G ~14.5G Avg	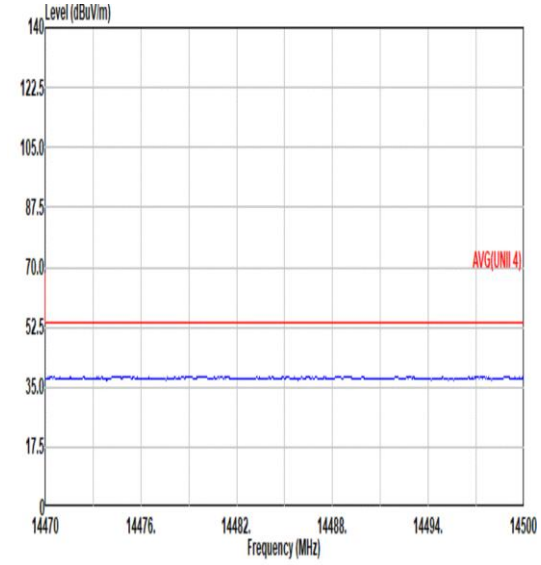 Site : 03CH07-HY Condition: AVG(UNII 4) 3m HF_ANT_00075962 HORIZONTAL	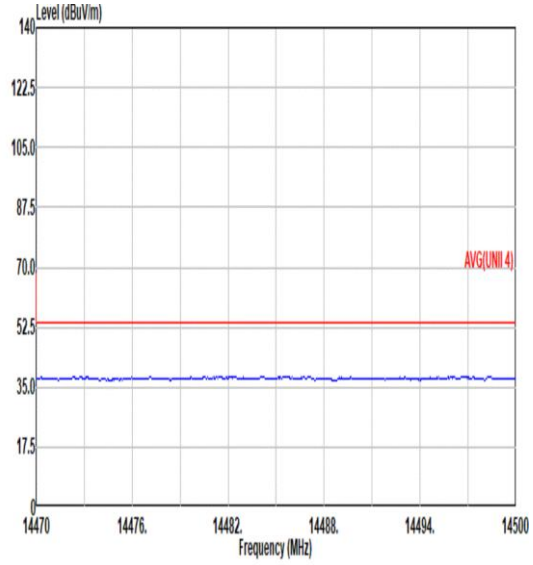 Site : 03CH07-HY Condition: AVG(UNII 4) 3m HF_ANT_00075962 VERTICAL
17.7G ~18G Avg	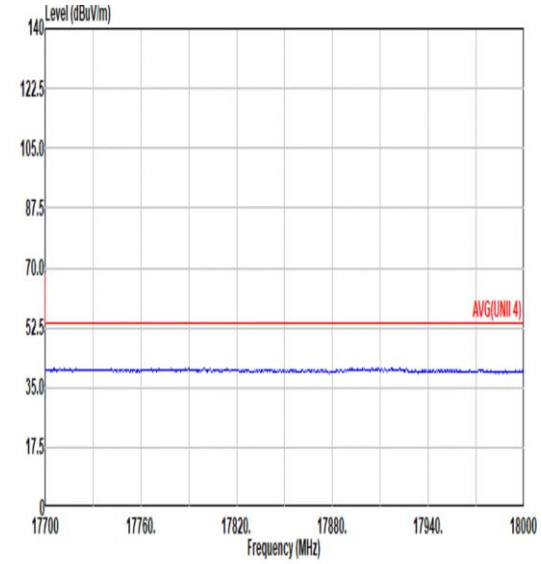 Site : 03CH07-HY Condition: AVG(UNII 4) 3m HF_ANT_00075962 HORIZONTAL	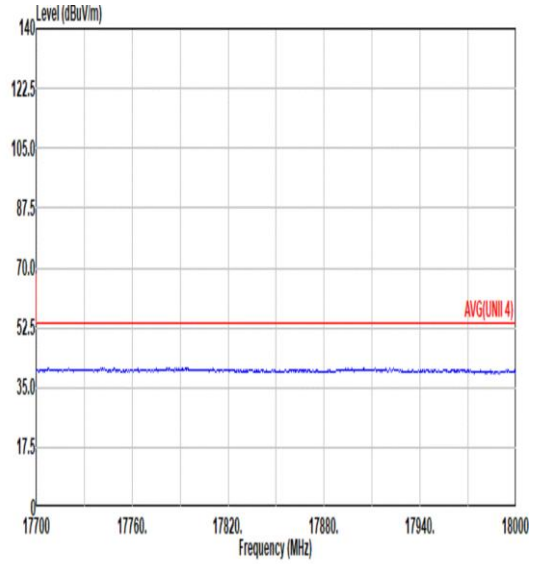 Site : 03CH07-HY Condition: AVG(UNII 4) 3m HF_ANT_00075962 VERTICAL

Mode	19	
	SHF	
	U-NII-4_5.85-5.895_802.11ax HE80_CH171_Full RU_5855MHz	
Pol.	Horizontal	Vertical
Peak	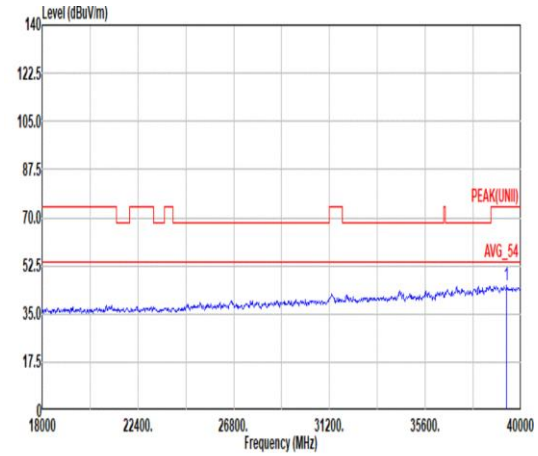 Site : Condition: PEAK(UNII) 1m SHF-EHF_9170991 HORIZONTAL Freq Level Limit Line Margin Read Level Ant Factor Cable Loss Preamp Factor Aux Factor APos TPos Remark MHz dBuV/m dBuV/m dB dBuV dB/m dB dB dB cm deg 1 39340.00 45.21 74.00 -28.79 45.05 44.96 24.36 59.62 -9.54 -- -- Peak	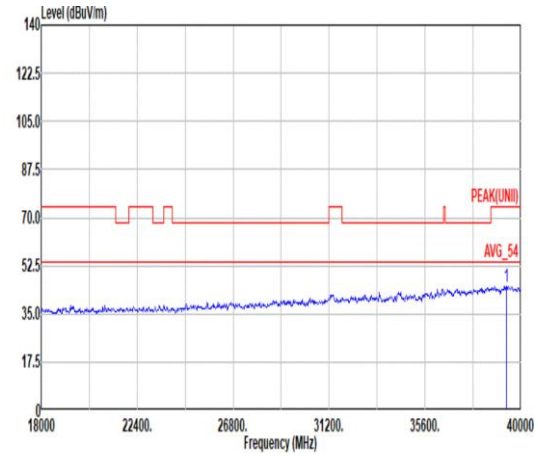 Site : Condition: PEAK(UNII) 1m SHF-EHF_9170991 VERTICAL Freq Level Limit Line Margin Read Level Ant Factor Cable Loss Preamp Factor Aux Factor APos TPos Remark MHz dBuV/m dBuV/m dB dBuV dB/m dB dB dB cm deg 1 39340.00 45.04 74.00 -28.96 44.88 44.96 24.36 59.62 -9.54 -- -- Peak

Mode	20	
	LF	
	U-NII-4_5.85-5.895_802.11ax HE80_CH171_Full RU_5855MHz	
Pol.	Horizontal	Vertical
QP/ Peak	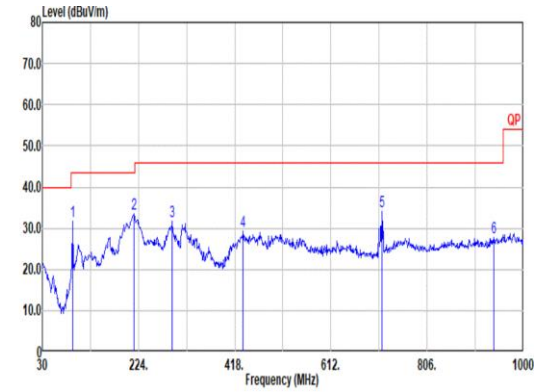 Site : 03CH07-HY Condition: QP 3m Bilog_35419 HORIZONTAL 1 91.11 31.77 43.50 -11.73 45.22 14.76 1.71 29.92 0.00 -- -- PEAK 2 214.30 33.48 43.50 -10.02 45.81 14.92 2.58 29.83 0.00 -- -- PEAK 3 291.90 31.61 46.00 -14.39 39.42 19.03 2.99 29.83 0.00 -- -- PEAK 4 434.49 29.24 46.00 -16.76 33.14 22.28 3.59 29.77 0.00 -- -- PEAK 5 714.82 34.20 46.00 -11.80 32.84 26.29 4.58 29.51 0.00 -- -- PEAK 6 939.86 27.72 46.00 -18.28 22.11 28.98 5.28 28.65 0.00 -- -- PEAK	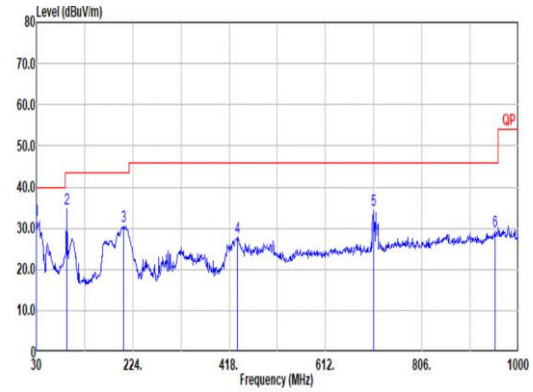 Site : 03CH07-HY Condition: QP 3m Bilog_35419 VERTICAL 1 30.00 31.94 40.00 -8.06 36.61 24.29 1.02 29.98 0.00 -- -- PEAK 2 91.11 34.69 43.50 -8.81 48.14 14.76 1.71 29.92 0.00 -- -- PEAK 3 205.57 30.57 43.50 -12.93 42.87 14.99 2.54 29.83 0.00 -- -- PEAK 4 434.49 27.90 46.00 -18.10 31.80 22.28 3.59 29.77 0.00 -- -- PEAK 5 708.03 34.41 46.00 -11.59 33.53 25.85 4.55 29.52 0.00 -- -- PEAK 6 952.47 29.15 46.00 -16.85 23.29 29.13 5.33 28.60 0.00 -- -- PEAK

Appendix D. Duty Cycle Plots

<For Radiated Spurious Emission test>

Band	Duty Cycle(%)	T(us)	1/T(kHz)	VBW Setting
802.11a	90.49	1427	0.70	1kHz
5GHz 802.11n HT20	89.89	1333	0.75	1kHz
5GHz 802.11n HT40	94.30	2483	0.40	1kHz
5GHz 802.11ac VHT80	88.66	1173	0.85	1kHz
5GHz 802.11ax HE20 Full RU	87.35	1043	0.96	1kHz
5GHz 802.11ax HE20 26 RU	83.60	5300	0.19	300Hz
5GHz 802.11ax HE20 52 RU	83.01	5080	0.20	300Hz
5GHz 802.11ax HE20 106 RU	82.81	4770	0.21	300Hz
5GHz 802.11ax HE40 Full RU	93.13	1980	0.51	1kHz
5GHz 802.11ax HE80 Full RU	86.59	973.3	1.03	1.1kHz

802.11a

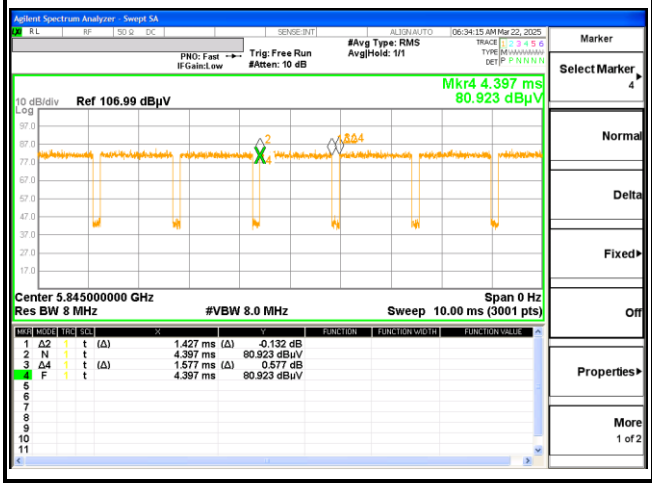

5GHz 802.11n HT20

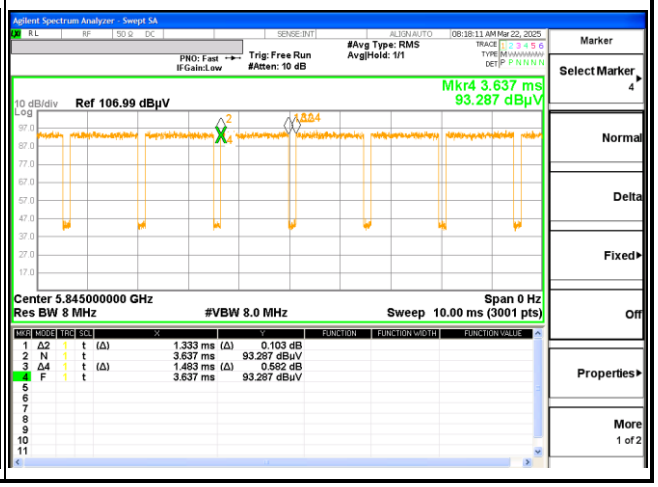

5GHz 802.11n HT40	5GHz 802.11ac VHT80
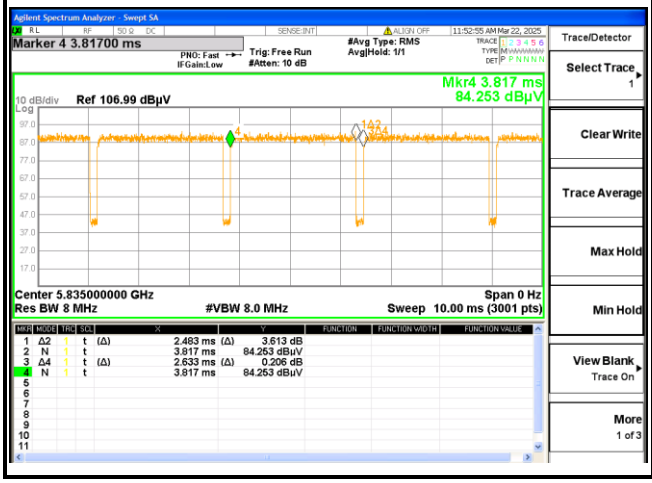	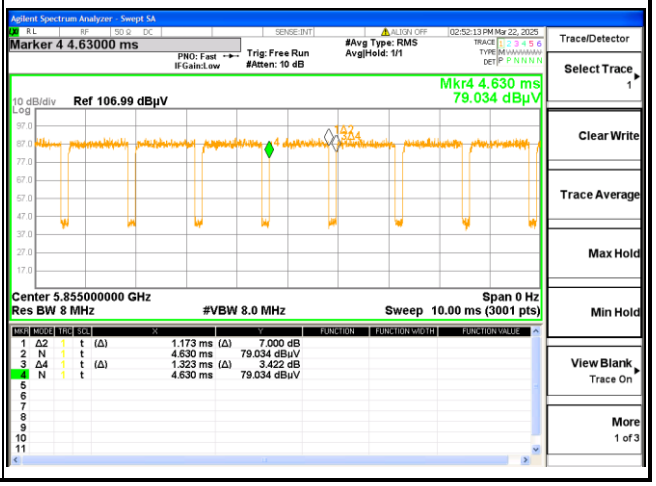

5GHz 802.11ax HE20 Full RU	5GHz 802.11ax HE20 26 RU
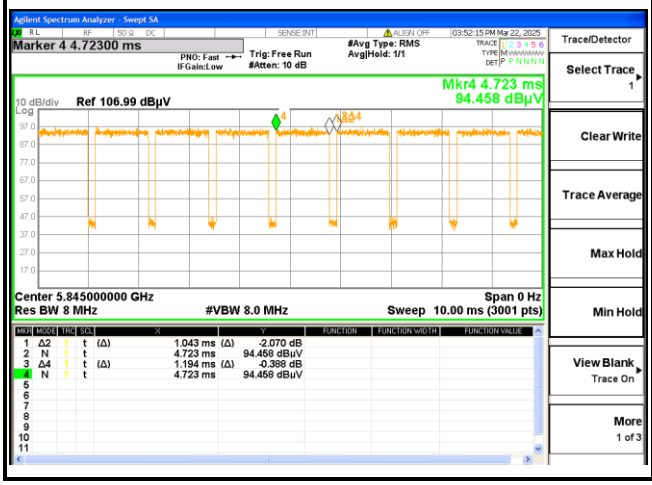	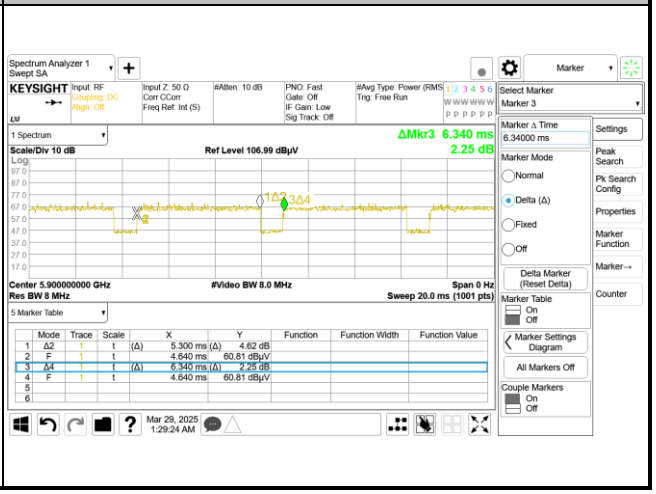

5GHz 802.11ax HE20 52 RU	5GHz 802.11ax HE20 106 RU
	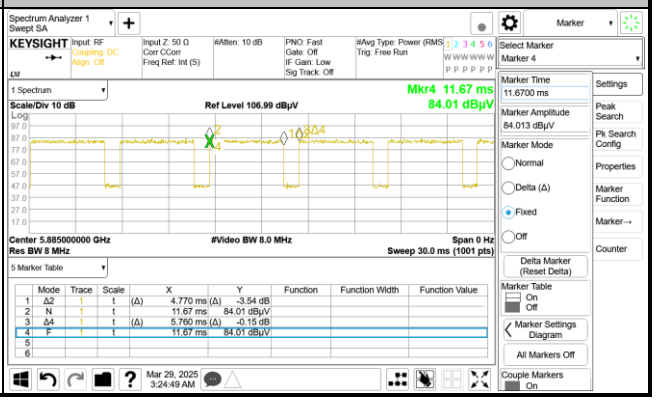

5GHz 802.11ax HE40 Full RU	5GHz 802.11ax HE80 Full RU
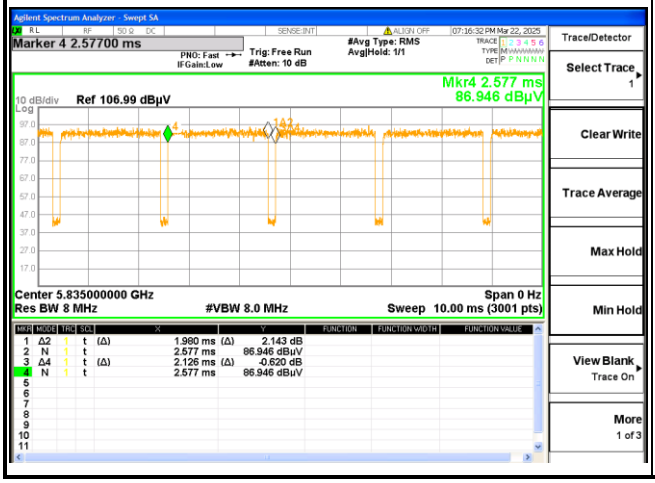	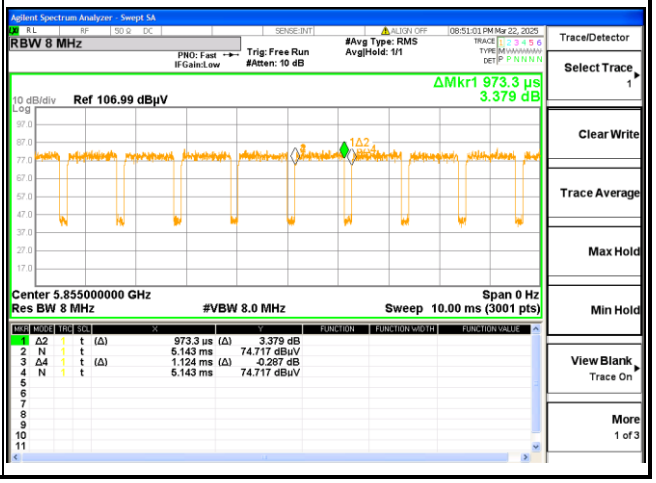

<For Conducted test>

Band	Duty Cycle(%)	T(us)	Duty Factor(dB)
802.11a	90.53	1424	0.43
5GHz 802.11n HT20	90.14	1334	0.45
5GHz 802.11n HT40	94.38	2484	0.25
5GHz 802.11ac VHT20	89.94	1341	0.46
5GHz 802.11ac VHT40	94.31	2484	0.25
5GHz 802.11ac VHT80	88.69	1168	0.52
5GHz 802.11ax HE20 Full RU	87.56	1042	0.58
5GHz 802.11ax HE20 26 RU	84.18	5320	0.75
5GHz 802.11ax HE20 52 RU	83.73	5147	0.77
5GHz 802.11ax HE20 106 RU	82.64	4760	0.83
5GHz 802.11ax HE40 Full RU	92.98	1974	0.32
5GHz 802.11ax HE80 Full RU	86.72	973	0.62

802.11a

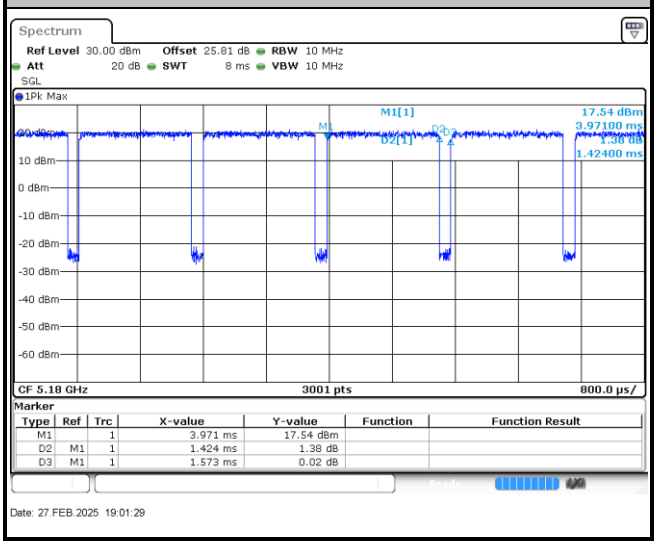

Appendix E. Spot Check Evaluation on GHH4K

Conducted power test and radiated spurious emission test configurations were selected from the worst cases identified in the reference model and tested to demonstrate the test data from reference model remains representative for the variant model.

The deviation between the spot check and the referenced values is within 3dB, therefore data referencing is justified according to the guidance in the ECR inquiry

Summary for power and RSE spot check for each FCC rule part is listed as below:

Test Item	Mode	A4RGWSQ2 Reference Worst Result	A4RGHH4K Variant Check Result	Difference (dB)
Conducted Power (dBm)	BT	20.43	20.03	0.40
	BLE	19.72	19.66	0.06
	BLE ASK	19.08	18.94	0.14
	BLE GFSK	20.38	19.96	0.42
	WiFi 2.4GHz	20.91	20.88	0.03
	WiFi 5GHz	18.41	17.95	0.46
Radiated Band Edges and Spurious Emission (dBuV/m)	BT	-26.48	-25.75	0.73
	BLE	-6.95	-5.91	1.04
	BLE ASK	-27.29	-27.10	0.19
	BLE GFSK	-3.47	-3.26	0.21
	WiFi 2.4GHz	-1.55	-1.83	0.28
	WiFi 5GHz	-2.10	-3.65	1.55

Reference detail Section

Rule Part	Equipment Class	Wireless Technology	Rule Part & Frequency Band	Reference FCC ID (Parent)	Type Grant/ Permissive Change	Reference Exhibit	Full report referenced	FCC ID Filling (Variant)
15E	NII	WiFi	§15.407 5GHz	A4RGWSQ2	Original Grant	GWSQ2_FCC Part 15E UNII-4	Y	A4RGHH4K

List of Measuring Equipment

Instrument	Brand Name	Model No.	Serial No.	Characteristics	Calibration Date	Test Date	Due Date	Remark
Horn Antenna	SCHWARZBECK	BBHA 9120 D	9120D-1328	1G~18GHz	Dec. 06, 2024	Mar. 27, 2025~ Apr. 16, 2025	Dec. 05, 2025	Radiation (03CH16-HY)
Horn Antenna	SCHWARZBECK	BBHA 9120 D	9120D-1522	1G~18GHz	Mar. 27, 2025	Mar. 27, 2025~ Apr. 16, 2025	Mar. 26, 2026	Radiation (03CH16-HY)
Preamplifier	Keysight	83017A	MY53270264	1GHz~26.5GHz	Dec. 05, 2024	Mar. 27, 2025~ Apr. 16, 2025	Dec. 04, 2025	Radiation (03CH16-HY)
Preamplifier	EMEC	EM1G18G	060812	1GHz~18GHz	Dec. 24, 2024	Mar. 27, 2025~ Apr. 16, 2025	Dec. 23, 2025	Radiation (03CH16-HY)
Notch Filter	Wainwright	WHKX8-5872.5-6750-18000-40ST	SN27	6.75GHz High Pass Filter	Dec. 26, 2024	Mar. 27, 2025~ Apr. 16, 2025	Dec. 25, 2025	Radiation (03CH16-HY)
RF Cable	HUBER + SUHNER	SUCOFLEX 102	801606/2	9KHz ~ 40GHz	Apr. 22, 2024	Mar. 27, 2025~ Apr. 16, 2025	Apr. 21, 2025	Radiation (03CH16-HY)
RF Cable	HUBER + SUHNER	SUCOFLEX 102/SUCOFLEX 104	EC-A5-300-5757,805935/4,802434/4	30MHz~18GHz	Aug. 07, 2024	Mar. 27, 2025~ Apr. 16, 2025	Aug. 06, 2025	Radiation (03CH16-HY)
RF Cable	HUBER + SUHNER	SUCOFLEX 102	804011/2,804012/2	18-40GHz	Dec. 31, 2024	Mar. 27, 2025~ Apr. 16, 2025	Dec. 30, 2025	Radiation (03CH16-HY)
Software	Audix	E3 230621 V9	RK-002393	N/A	N/A	Mar. 27, 2025~ Apr. 16, 2025	N/A	Radiation (03CH16-HY)
Controller	ChainTek	3000-1	N/A	Control Turn table & Ant Mast	N/A	Mar. 27, 2025~ Apr. 16, 2025	N/A	Radiation (03CH16-HY)
Antenna Mast	ChainTek	MBS-520-1	N/A	1m~4m	N/A	Mar. 27, 2025~ Apr. 16, 2025	N/A	Radiation (03CH16-HY)
Turn Table	ChainTek	T-200-S-1	N/A	0~360 Degree	N/A	Mar. 27, 2025~ Apr. 16, 2025	N/A	Radiation (03CH16-HY)
Hygrometer	TECPEL	DTM-303A	TP201996	N/A	Nov. 01, 2024	Mar. 28. 2025~ Mar. 31. 2025	Oct. 31, 2025	Conducted (TH05-HY)
Power Sensor	DARE	RPR3006W	13I00030SNO31 (NO:182)	9kHz~6GHz	Jan. 09, 2025	Mar. 28. 2025~ Mar. 31. 2025	Jan. 08, 2026	Conducted (TH05-HY)
Signal Analyzer	Rohde & Schwarz	FSV3044	101467	10HZ~44GHZ	Jan. 14, 2025	Mar. 28. 2025~ Mar. 31. 2025	Jan. 13, 2026	Conducted (TH05-HY)
Switch Control Mainframe	Burgeon	ETF-058	EC1300484 (BOX3)	N/A	May 20, 2024	Mar. 28. 2025~ Mar. 31. 2025	May 19, 2025	Conducted (TH05-HY)
Software	Sporton	BTWIFI_Final_version_240513	N/A	Conducted Other Test Item	N/A	Mar. 28, 2025~ Mar. 31, 2025	N/A	Conducted (TH05-HY)

———THE END———