FR1 n66 / 30MHz / DFT-s-OFDM / 256QAM	
Lowest Band Edge / Full RB	**Highest Band Edge / Full RB**
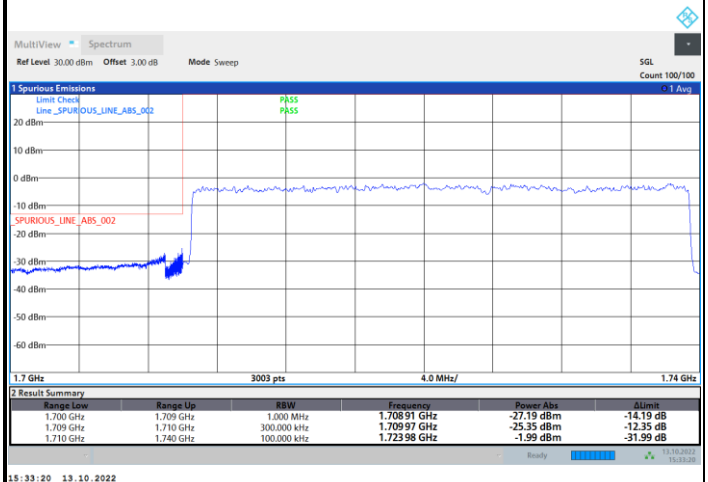	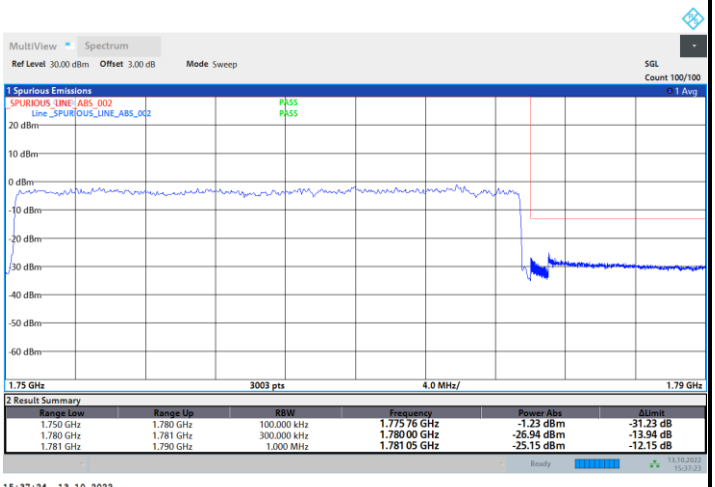

FR1 n66 / 30MHz / CP OFDM / QPSK / Full RB	
Lowest Band Edge	**Highest Band Edge**
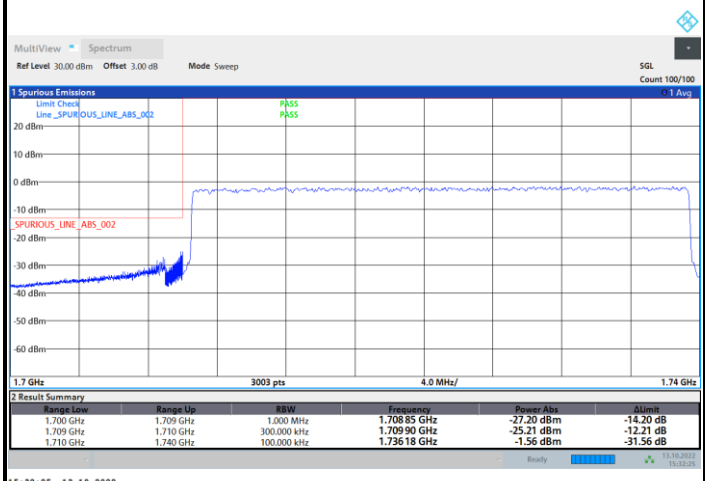	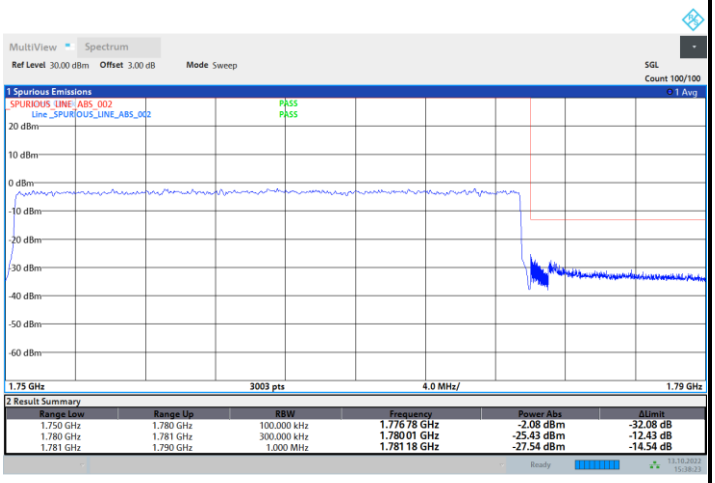

FR1 n66 / 40MHz / DFT-s-OFDM / PI/2 BPSK	
Lowest Band Edge / Full RB	**Highest Band Edge / Full RB**
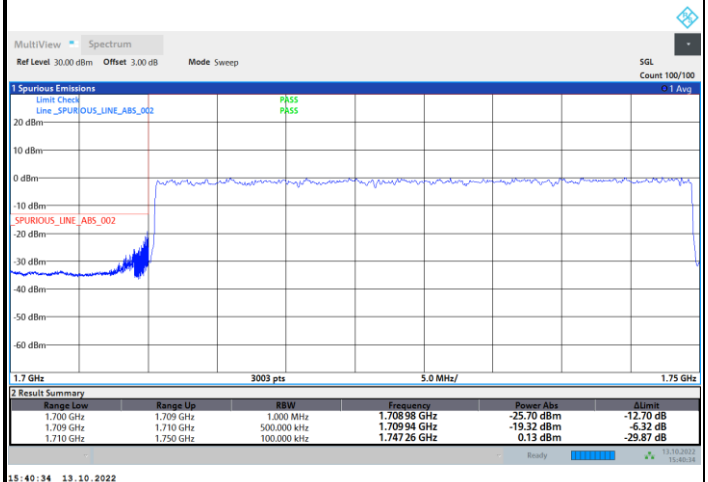	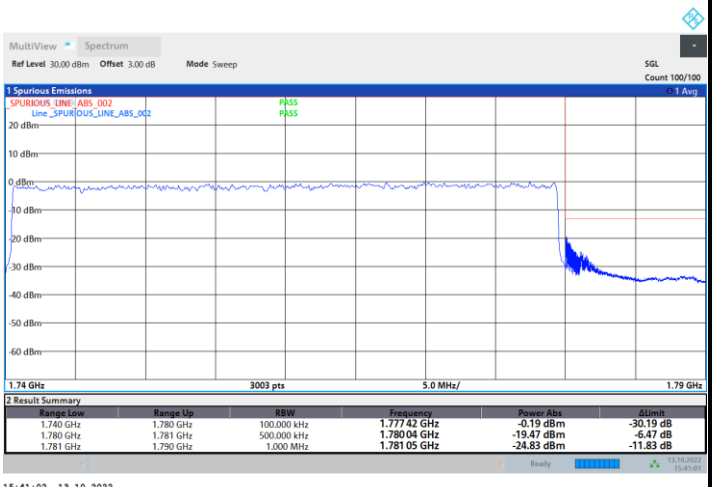

FR1 n66 / 40MHz / DFT-s-OFDM / QPSK	
Lowest Band Edge / Full RB	**Highest Band Edge / Full RB**
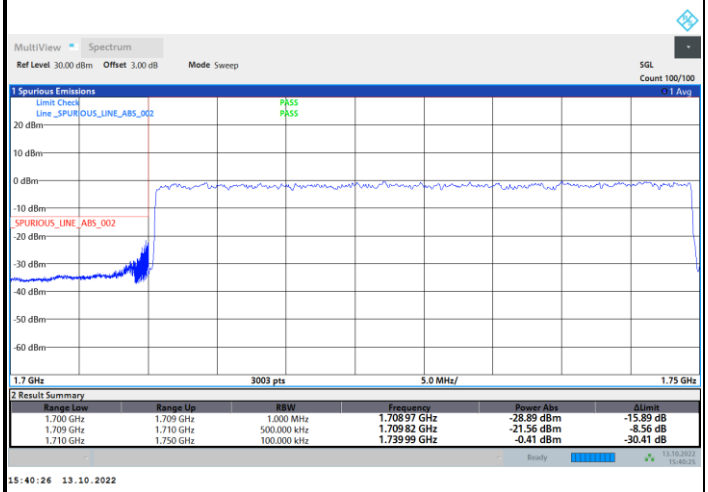	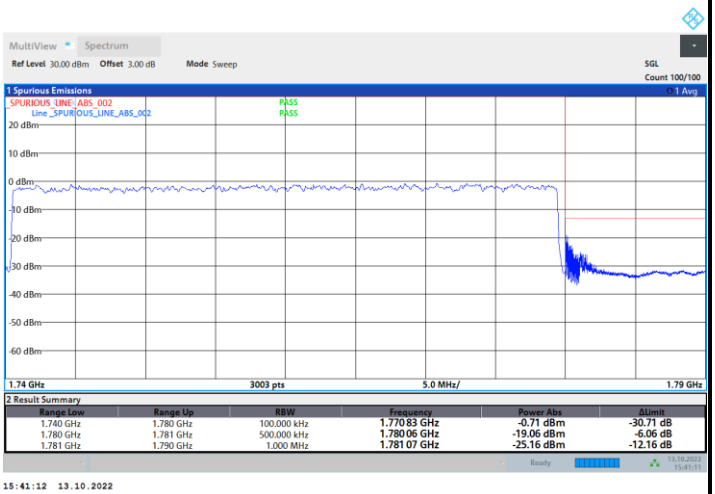

FR1 n66 / 40MHz / DFT-s-OFDM / 16QAM	
Lowest Band Edge / Full RB	**Highest Band Edge / Full RB**
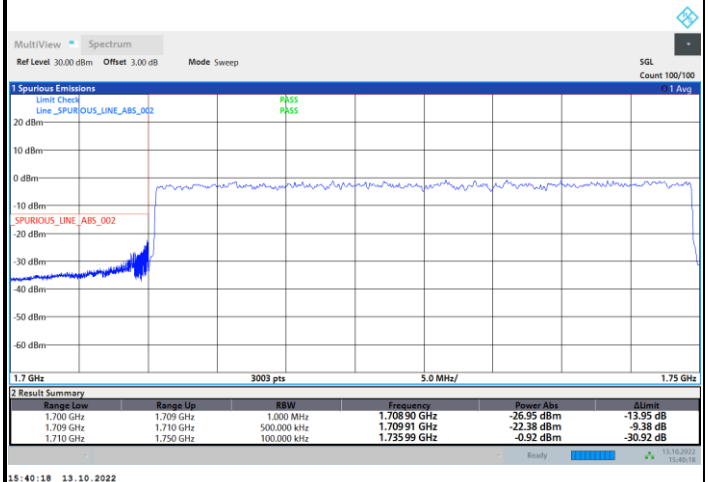	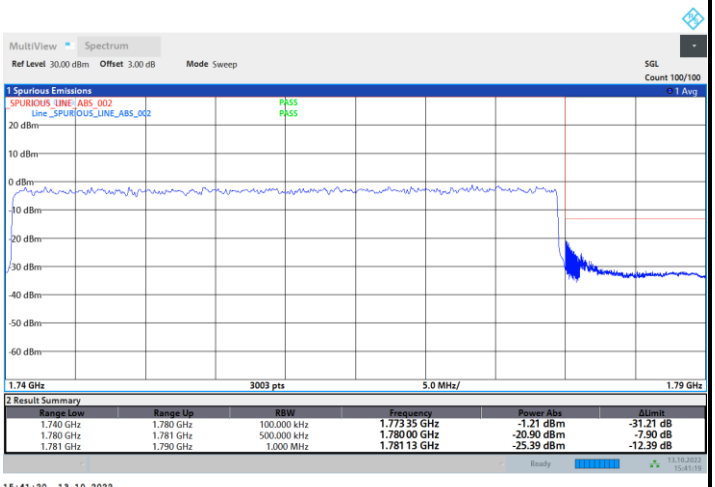

FR1 n66 / 40MHz / DFT-s-OFDM / 64QAM	
Lowest Band Edge / Full RB	**Highest Band Edge / Full RB**
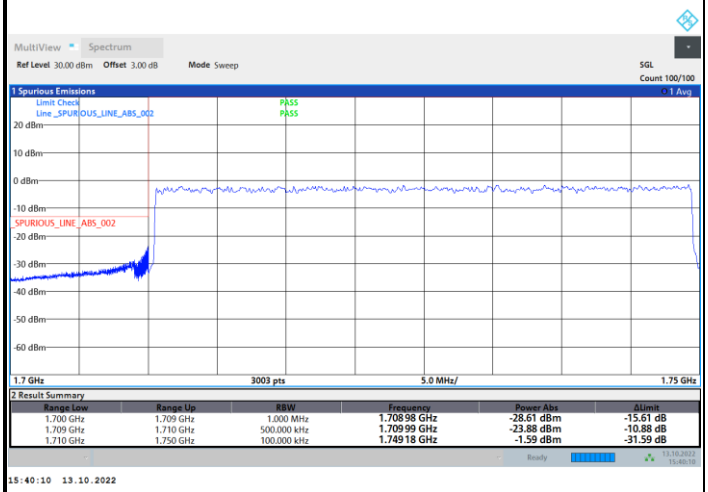	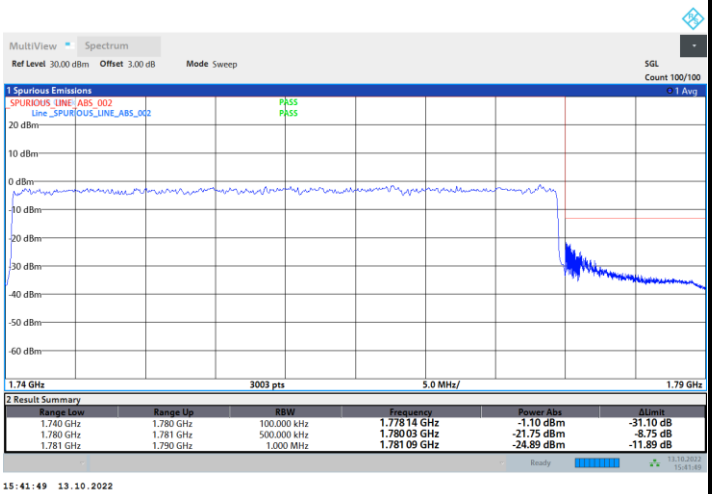

FR1 n66 / 40MHz / DFT-s-OFDM / 256QAM	
Lowest Band Edge / Full RB	**Highest Band Edge / Full RB**
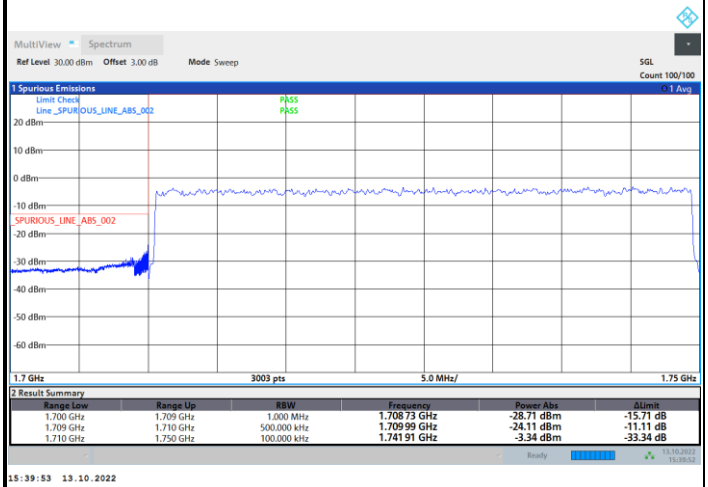	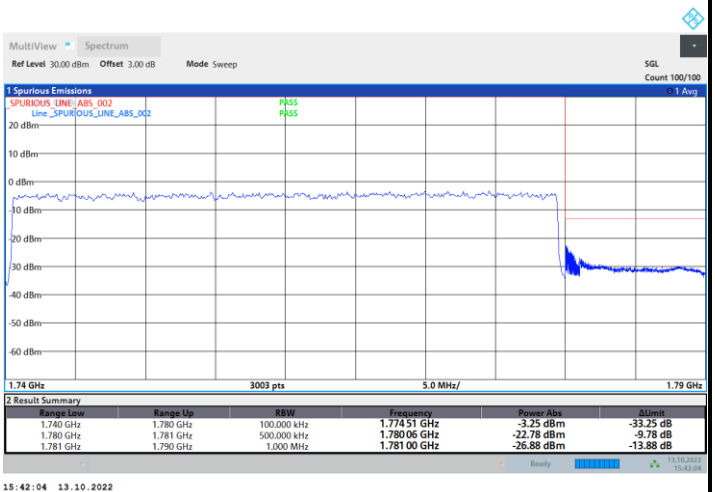

FR1 n66 / 40MHz / CP OFDM / QPSK / Full RB	
Lowest Band Edge	**Highest Band Edge**
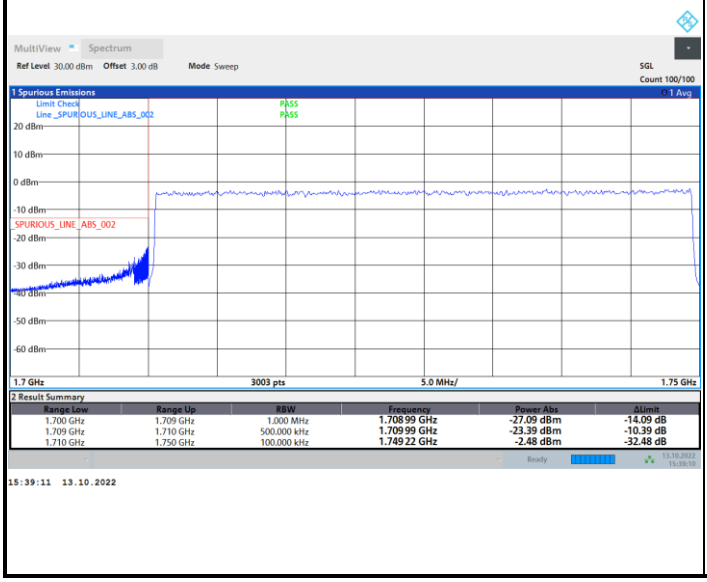	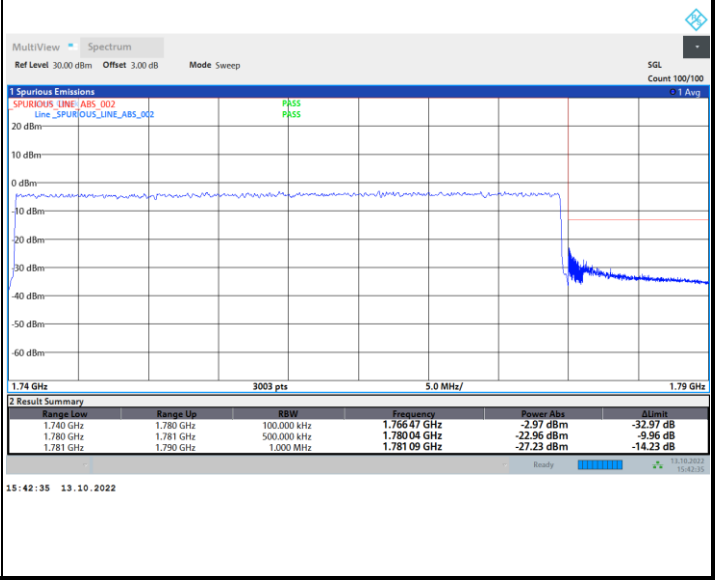

Conducted Spurious Emission

FR1 n66 / 5MHz / DFT-S OFDM / QPSK / 1RB1

Lowest Channel

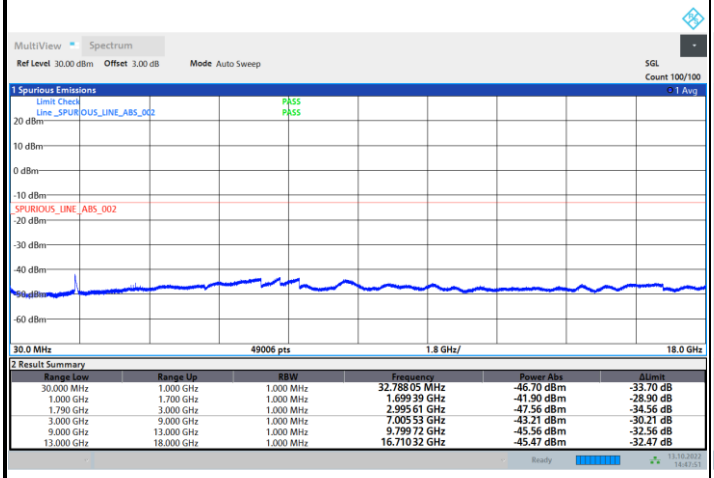

Middle Channel

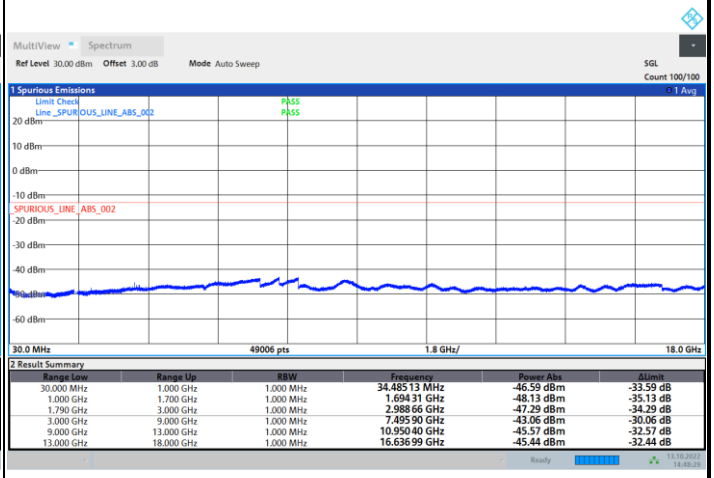

Highest Channel

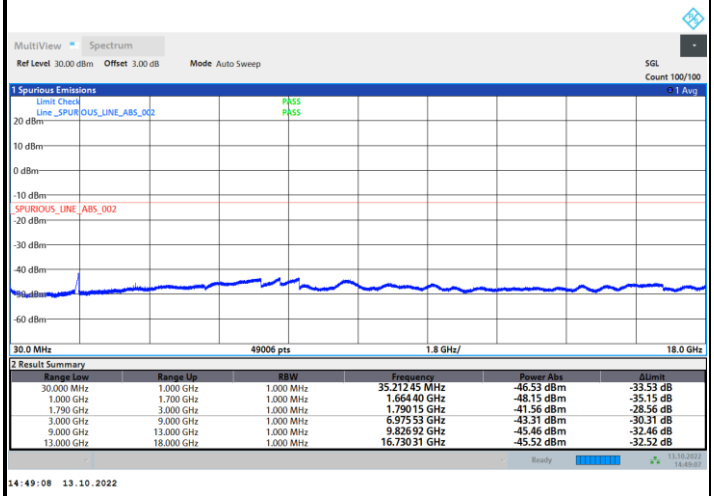

Frequency Stability

Test Conditions		FR1 n66 (BPSK) / Middle Channel	Limit
Temperature (°C)	Voltage (Volt)	BW 20MHz	Note 2.
		Deviation (ppm)	Result
50	Normal Voltage	0.0010	PASS
40	Normal Voltage	0.0033	
30	Normal Voltage	0.0025	
20(Ref.)	Normal Voltage	0.0000	
10	Normal Voltage	0.0028	
0	Normal Voltage	0.0004	
-10	Normal Voltage	0.0011	
-20	Normal Voltage	0.0015	
-30	Normal Voltage	0.0000	
20	Maximum Voltage	0.0011	
20	Normal Voltage	0.0000	
20	Battery End Point	0.0028	

Note:

1. Normal Voltage = 3.85 V.；Battery End Point (BEP) = 3.6 V.；Maximum Voltage = 4.45 V.
2. The frequency fundamental emissions stay within the authorized frequency block.

Appendix B. Test Results of Radiated Test

<Primary Antenna>

<Ant. 0>

5G NR n5

5G NR n5 / 20MHz / PI/2 BPSK									
Channel	Frequency (MHz)	ERP (dBm)	Limit (dBm)	Margin (dB)	SPA Reading (dBm)	S.G. Power (dBm)	TX Cable loss (dB)	TX Antenna Gain (dBi)	Polarization (H/V)
Lowest	1648	-62.74	-13	-49.74	-74.64	-66.65	0.98	4.89	H
	2472	-58.82	-13	-45.82	-76.03	-62.85	1.28	5.32	H
	3296	-57.30	-13	-44.30	-76.6	-62.86	1.54	7.10	H
									H
									H
									H
	1648	-62.10	-13	-49.10	-74.47	-66.01	0.98	4.89	V
	2472	-58.28	-13	-45.28	-75.93	-62.31	1.28	5.32	V
	3296	-56.71	-13	-43.71	-76.34	-62.27	1.54	7.10	V
									V
									V
									V
Middle	1656	-62.86	-13	-49.86	-74.91	-66.74	0.98	4.86	H
	2480	-58.87	-13	-45.87	-76.06	-62.93	1.28	5.34	H
	3304	-57.36	-13	-44.36	-76.75	-62.95	1.54	7.14	H
									H
									H
									H
	1656	-62.65	-13	-49.65	-75.17	-66.53	0.98	4.86	V
	2480	-58.19	-13	-45.19	-75.82	-62.25	1.28	5.34	V
	3304	-57.01	-13	-44.01	-76.69	-62.6	1.54	7.14	V
									V
									V
									V

5G NR n5 / 20MHz / PI/2 BPSK									
Channel	Frequency (MHz)	ERP (dBm)	Limit (dBm)	Margin (dB)	SPA Reading (dBm)	S.G. Power (dBm)	TX Cable loss (dB)	TX Antenna Gain (dBi)	Polarization (H/V)
Highest	1656	-63.19	-13	-50.19	-75.24	-67.07	0.98	4.86	H
	2488	-58.54	-13	-45.54	-75.8	-62.62	1.29	5.36	H
	3320	-56.84	-13	-43.84	-76.25	-62.5	1.55	7.21	H
									H
									H
									H
									H
	1656	-62.52	-13	-49.52	-75.04	-66.4	0.98	4.86	V
	2488	-58.03	-13	-45.03	-75.74	-62.11	1.29	5.36	V
	3320	-56.89	-13	-43.89	-76.58	-62.55	1.55	7.21	V
									V
									V
									V
									V

Remark: Spurious emissions within 30-1000MHz were found more than 20dB below limit line.

5G NR n12

5G NR n12 / 15MHz / PI/2 BPSK									
Channel	Frequency (MHz)	ERP (dBm)	Limit (dBm)	Margin (dB)	SPA Reading (dBm)	S.G. Power (dBm)	TX Cable loss (dB)	TX Antenna Gain (dBi)	Polarization (H/V)
Lowest	1400	-64.16	-13.00	-51.16	-74.37	-65.82	0.87	4.68	H
	2096	-58.65	-13.00	-45.65	-73.99	-59.52	1.16	4.19	H
	2792	-58.28	-13.00	-45.28	-76.07	-60.38	1.38	5.63	H
									H
									H
									H
									H
	1400	-63.59	-13.00	-50.59	-74.23	-65.25	0.87	4.68	V
	2096	-41.14	-13.00	-28.14	-56.82	-42.01	1.16	4.19	V
	2792	-57.93	-13.00	-44.93	-76.37	-60.03	1.38	5.63	V
									V
									V
									V
									V
Middle	1400	-63.03	-13.00	-50.03	-73.24	-64.69	0.87	4.68	H
	2104	-48.51	-13.00	-35.51	-63.93	-49.41	1.17	4.21	H
	2800	-58.13	-13.00	-45.13	-75.79	-60.24	1.38	5.64	H
									H
									H
									H
									H
	1400	-61.45	-13.00	-48.45	-74.06	-63.11	0.87	4.68	V
	2104	-51.65	-13.00	-38.65	-67.43	-52.55	1.17	4.21	V
	2800	-57.55	-13.00	-44.55	-76.11	-59.66	1.38	5.64	V
									V
									V
									V
									V

5G NR n12 / 15MHz / PI/2 BPSK									
Channel	Frequency (MHz)	ERP (dBm)	Limit (dBm)	Margin (dB)	SPA Reading (dBm)	S.G. Power (dBm)	TX Cable loss (dB)	TX Antenna Gain (dBi)	Polarization (H/V)
Highest	1400	-63.59	-13.00	-50.59	-73.73	-65.25	0.87	4.68	H
	2104	-60.86	-13.00	-47.86	-76.18	-61.76	1.17	4.21	H
	2808	-58.56	-13.00	-45.56	-76.22	-60.67	1.39	5.65	H
									H
									H
									H
									H
	1400	-63.67	-13.00	-50.67	-74.25	-65.33	0.87	4.68	V
	2104	-60.22	-13.00	-47.22	-76.00	-61.12	1.17	4.21	V
	2808	-57.65	-13.00	-44.65	-76.04	-59.76	1.39	5.65	V
									V
									V
									V
									V

Remark: Spurious emissions within 30-1000MHz were found more than 20dB below limit line.

<Ant. 2>

5G NR n25

5G NR n25 / 20MHz / PI/2 BPSK									
Channel	Frequency (MHz)	EIRP (dBm)	Limit (dBm)	Margin (dB)	SPA Reading (dBm)	S.G. Power (dBm)	TX Cable loss (dB)	TX Antenna Gain (dBi)	Polarization (H/V)
Lowest	3702	-57.21	-13	-44.21	-77.98	-63.78	1.67	8.24	H
	5550	-54.96	-13	-41.96	-80.39	-62.03	2.65	9.72	H
	7398	-54.07	-13	-41.07	-81.17	-63.2	2.46	11.60	H
									H
									H
									H
									H
	3702	-56.81	-13	-43.81	-77.57	-63.38	1.67	8.24	V
	5550	-55.21	-13	-42.21	-80.61	-62.28	2.65	9.72	V
	7398	-53.39	-13	-40.39	-80.68	-62.52	2.46	11.60	V
									V
									V
									V
									V
Middle	3738	-56.90	-13	-43.90	-77.68	-63.51	1.68	8.29	H
	5610	-55.13	-13	-42.13	-80.67	-62.19	2.69	9.74	H
	7482	-53.75	-13	-40.75	-80.9	-63.08	2.44	11.76	H
									H
									H
									H
									H
	3738	-57.14	-13	-44.14	-77.91	-63.75	1.68	8.29	V
	5610	-55.23	-13	-42.23	-80.75	-62.29	2.69	9.74	V
	7482	-53.67	-13	-40.67	-81.04	-63	2.44	11.76	V
									V
									V
									V
									V

5G NR n25 / 20MHz / PI/2 BPSK									
Channel	Frequency (MHz)	EIRP (dBm)	Limit (dBm)	Margin (dB)	SPA Reading (dBm)	S.G. Power (dBm)	TX Cable loss (dB)	TX Antenna Gain (dBi)	Polarization (H/V)
Highest	3780	-57.16	-13	-44.16	-77.9	-63.8	1.69	8.34	H
	5670	-54.93	-13	-41.93	-80.55	-61.98	2.72	9.77	H
	7560	-52.77	-13	-39.77	-80.1	-62.2	2.41	11.84	H
									H
									H
									H
									H
	3780	-57.14	-13	-44.14	-77.92	-63.78	1.69	8.34	V
	5670	-55.04	-13	-42.04	-80.65	-62.09	2.72	9.77	V
	7560	-53.09	-13	-40.09	-80.68	-62.52	2.41	11.84	V
									V
									V
									V
									V

Remark: Spurious emissions within 30-1000MHz were found more than 20dB below limit line.

5G NR n7

5G NR n7 / 50MHz / PI/2 BPSK									
Channel	Frequency (MHz)	EIRP (dBm)	Limit (dBm)	Margin (dB)	SPA Reading (dBm)	S.G. Power (dBm)	TX Cable loss (dB)	TX Antenna Gain (dBi)	Polarization (H/V)
Lowest	4998	-56.31	-25	-31.31	-80.22	-63.67	2.34	9.70	H
	7500	-53.61	-25	-28.61	-80.72	-62.98	2.43	11.80	H
	10008	-50.08	-25	-25.08	-81.53	-59.59	2.70	12.20	H
									H
									H
									H
									H
	4998	-56.02	-25	-31.02	-79.89	-63.38	2.34	9.70	V
	7500	-53.41	-25	-28.41	-80.86	-62.78	2.43	11.80	V
	10008	-50.01	-25	-25.01	-81.35	-59.52	2.70	12.20	V
									V
									V
									V
									V
Middle	5022	-54.23	-25	-29.23	-78.17	-61.58	2.35	9.70	H
	7530	-53.23	-25	-28.23	-80.5	-62.63	2.42	11.82	H
	10044	-49.49	-25	-24.49	-80.98	-59.01	2.70	12.22	H
									H
									H
									H
									H
	5022	-55.98	-25	-30.98	-79.8	-63.33	2.35	9.70	V
	7530	-52.85	-25	-27.85	-80.35	-62.25	2.42	11.82	V
	10044	-49.51	-25	-24.51	-80.9	-59.03	2.70	12.22	V
									V
									V
									V
									V

5G NR n7 / 50MHz / PI/2 BPSK									
Channel	Frequency (MHz)	EIRP (dBm)	Limit (dBm)	Margin (dB)	SPA Reading (dBm)	S.G. Power (dBm)	TX Cable loss (dB)	TX Antenna Gain (dBi)	Polarization (H/V)
Highest	5040	-55.57	-25	-30.57	-79.55	-62.91	2.36	9.70	H
	7560	-53.22	-25	-28.22	-80.58	-62.65	2.41	11.84	H
	10080	-49.51	-25	-24.51	-81.16	-59.05	2.70	12.23	H
									H
									H
									H
									H
	5040	-55.99	-25	-30.99	-79.83	-63.33	2.36	9.70	V
	7560	-52.85	-25	-27.85	-80.57	-62.28	2.41	11.84	V
	10080	-49.82	-25	-24.82	-81.33	-59.36	2.70	12.23	V
									V
									V
									V
									V

Remark: Spurious emissions within 30-1000MHz were found more than 20dB below limit line.

5G NR n41 HPUE

5G NR n41_HPUE / 100MHz / PI/2 BPSK									
Channel	Frequency (MHz)	EIRP (dBm)	Limit (dBm)	Margin (dB)	SPA Reading (dBm)	S.G. Power (dBm)	TX Cable loss (dB)	TX Antenna Gain (dBi)	Polarization (H/V)
Lowest	4992	-56.33	-25	-31.33	-80.17	-63.68	2.33	9.68	H
	7488	-53.67	-25	-28.67	-80.76	-63.01	2.43	11.78	H
	9990	-49.81	-25	-24.81	-81.24	-59.32	2.69	12.21	H
									H
									H
									H
									H
	4992	-56.66	-25	-31.66	-80.44	-64.01	2.33	9.68	V
	7488	-53.32	-25	-28.32	-80.74	-62.66	2.43	11.78	V
	9990	-49.82	-25	-24.82	-81.18	-59.33	2.69	12.21	V
									V
									V
									V
									V
Middle	5088	-55.62	-25	-30.62	-79.59	-62.93	2.39	9.70	H
	7632	-53.48	-25	-28.48	-80.9	-62.97	2.39	11.88	H
	10170	-48.86	-25	-23.86	-80.84	-58.43	2.70	12.27	H
									H
									H
									H
									H
	5088	-55.95	-25	-30.95	-79.83	-63.26	2.39	9.70	V
	7632	-53.02	-25	-28.02	-80.82	-62.51	2.39	11.88	V
	10170	-49.11	-25	-24.11	-80.86	-58.68	2.70	12.27	V
									V
									V
									V
									V

5G NR n41_HPUE / 100MHz / PI/2 BPSK									
Channel	Frequency (MHz)	EIRP (dBm)	Limit (dBm)	Margin (dB)	SPA Reading (dBm)	S.G. Power (dBm)	TX Cable loss (dB)	TX Antenna Gain (dBi)	Polarization (H/V)
Highest	5178	-55.85	-25	-30.85	-80	-63.11	2.44	9.70	H
	7770	-52.95	-25	-27.95	-80.82	-62.57	2.34	11.96	H
	10368	-48.72	-25	-23.72	-81.22	-58.37	2.69	12.35	H
									H
									H
									H
									H
	5178	-55.96	-25	-30.96	-79.97	-63.22	2.44	9.70	V
	7770	-52.86	-25	-27.86	-81.04	-62.48	2.34	11.96	V
	10368	-49.13	-25	-24.13	-81.44	-58.78	2.69	12.35	V
									V
									V
									V
									V

Remark: Spurious emissions within 30-1000MHz were found more than 20dB below limit line.

5G NR n66

5G NR n66 / 40MHz / PI/2 BPSK									
Channel	Frequency (MHz)	EIRP (dBm)	Limit (dBm)	Margin (dB)	SPA Reading (dBm)	S.G. Power (dBm)	TX Cable loss (dB)	TX Antenna Gain (dBi)	Polarization (H/V)
Lowest	3420	-56.09	-13	-43.09	-76.64	-62.16	1.58	7.65	H
	5130	-55.74	-13	-42.74	-79.85	-63.03	2.41	9.70	H
	6840	-53.29	-13	-40.29	-80.35	-61.26	2.64	10.61	H
									H
									H
									H
									H
	3420	-56.67	-13	-43.67	-77.27	-62.74	1.58	7.65	V
	5130	-55.53	-13	-42.53	-79.48	-62.82	2.41	9.70	V
	6840	-53.95	-13	-40.95	-80.96	-61.92	2.64	10.61	V
									V
									V
									V
									V
Middle	3450	-56.14	-13	-43.14	-76.89	-62.33	1.59	7.78	H
	5172	-55.79	-13	-42.79	-79.92	-63.05	2.44	9.70	H
	6900	-54.11	-13	-41.11	-81	-62.17	2.62	10.68	H
									H
									H
									H
									H
	3450	-56.74	-13	-43.74	-77.44	-62.93	1.59	7.78	V
	5178	-55.99	-13	-42.99	-79.91	-63.25	2.44	9.70	V
	6906	-54.24	-13	-41.24	-81.14	-62.31	2.62	10.69	V
									V
									V
									V
									V

5G NR n66 / 40MHz / PI/2 BPSK									
Channel	Frequency (MHz)	EIRP (dBm)	Limit (dBm)	Margin (dB)	SPA Reading (dBm)	S.G. Power (dBm)	TX Cable loss (dB)	TX Antenna Gain (dBi)	Polarization (H/V)
Highest	3480	-56.01	-13	-43.01	-76.86	-62.32	1.60	7.91	H
	5220	-55.92	-13	-42.92	-80.15	-63.16	2.46	9.70	H
	6960	-54.28	-13	-41.28	-81.06	-62.43	2.60	10.75	H
									H
									H
									H
									H
	3480	-56.89	-13	-43.89	-77.63	-63.2	1.60	7.91	V
	5220	-56.16	-13	-43.16	-80.25	-63.4	2.46	9.70	V
	6960	-54.27	-13	-41.27	-81.08	-62.42	2.60	10.75	V
									V
									V
									V
									V

Remark: Spurious emissions within 30-1000MHz were found more than 20dB below limit line.

<Ant. 2 + Ant. 0>

EN-DC 2A-n5A

EN-DC 2A-n5A / 20MHz / PI/2 BPSK									
Channel	Frequency (MHz)	ERP (dBm)	Limit (dBm)	Margin (dB)	SPA Reading (dBm)	S.G. Power (dBm)	TX Cable loss (dB)	TX Antenna Gain (dBi)	Polarization (H/V)
Lowest	1648	-62.69	-13	-49.69	-74.38	-66.6	0.98	4.89	H
	2472	-56.47	-13	-43.47	-73.59	-60.5	1.28	5.32	H
	3296	-56.94	-13	-43.94	-76.09	-62.5	1.54	7.10	H
									H
									H
									H
									H
	1648	-62.19	-13	-49.19	-74.25	-66.1	0.98	4.89	V
	2472	-56.07	-13	-43.07	-73.51	-60.1	1.28	5.32	V
	3296	-57.04	-13	-44.04	-76.17	-62.6	1.54	7.10	V
									V
									V
									V
									V
Middle	1656	-62.92	-13	-49.92	-74.4	-66.8	0.98	4.86	H
	2480	-54.04	-13	-41.04	-70.89	-58.1	1.28	5.34	H
	3306	-57.50	-13	-44.50	-76.47	-63.1	1.54	7.15	H
									H
									H
									H
									H
	1656	-62.42	-13	-49.42	-74.38	-66.3	0.98	4.86	V
	2480	-53.04	-13	-40.04	-70.01	-57.1	1.28	5.34	V
	3306	-56.80	-13	-43.80	-76.39	-62.4	1.54	7.15	V
									V
									V
									V
									V

EN-DC 2A-n5A / 20MHz / PI/2 BPSK									
Channel	Frequency (MHz)	ERP (dBm)	Limit (dBm)	Margin (dB)	SPA Reading (dBm)	S.G. Power (dBm)	TX Cable loss (dB)	TX Antenna Gain (dBi)	Polarization (H/V)
Highest	1656	-62.02	-13	-49.02	-74	-65.9	0.98	4.86	H
	2488	-55.65	-13	-42.65	-72.95	-59.73	1.29	5.36	H
	3320	-56.68	-13	-43.68	-76.15	-62.34	1.55	7.21	H
									H
									H
									H
									H
	1656	-62.24	-13	-49.24	-74.69	-66.12	0.98	4.86	V
	2488	-52.80	-13	-39.80	-70.55	-56.88	1.29	5.36	V
	3320	-56.59	-13	-43.59	-76.34	-62.25	1.55	7.21	V
									V
									V
									V
									V

Remark: Spurious emissions within 30-1000MHz were found more than 20dB below limit line.

EN-DC 2A-n12A

EN-DC 2A-n12A / 15MHz / PI/2 BPSK									
Channel	Frequency (MHz)	ERP (dBm)	Limit (dBm)	Margin (dB)	SPA Reading (dBm)	S.G. Power (dBm)	TX Cable loss (dB)	TX Antenna Gain (dBi)	Polarization (H/V)
Lowest	1398	-63.65	-13.00	-50.65	-73.67	-65.30	0.87	4.67	H
	2096	-46.93	-13.00	-33.93	-61.92	-47.80	1.16	4.19	H
	2796	-58.70	-13.00	-45.70	-75.87	-60.80	1.38	5.64	H
									H
									H
									H
									H
	1398	-62.85	-13.00	-49.85	-73.24	-64.50	0.87	4.67	V
	2096	-49.43	-13.00	-36.43	-65.16	-50.30	1.16	4.19	V
	2796	-57.90	-13.00	-44.90	-76.01	-60.00	1.38	5.64	V
									V
									V
									V
									V
Middle	1400	-63.74	-13.00	-50.74	-73.41	-65.40	0.87	4.68	H
	2104	-53.20	-13.00	-40.20	-68.18	-54.10	1.17	4.21	H
	2800	-58.89	-13.00	-45.89	-75.92	-61.00	1.38	5.64	H
									H
									H
									H
									H
	1400	-63.94	-13.00	-50.94	-73.67	-65.60	0.87	4.68	V
	2104	-53.00	-13.00	-40.00	-68.77	-53.90	1.17	4.21	V
	2800	-58.69	-13.00	-45.69	-76.13	-60.80	1.38	5.64	V
									V
									V
									V
									V

EN-DC 2A-n12A / 15MHz / PI/2 BPSK									
Channel	Frequency (MHz)	ERP (dBm)	Limit (dBm)	Margin (dB)	SPA Reading (dBm)	S.G. Power (dBm)	TX Cable loss (dB)	TX Antenna Gain (dBi)	Polarization (H/V)
Highest	1402	-63.83	-13.00	-50.83	-73.61	-65.50	0.87	4.69	H
	2104	-49.11	-13.00	-36.11	-64.43	-50.01	1.17	4.21	H
	2804	-58.99	-13.00	-45.99	-76.10	-61.10	1.39	5.64	H
									H
									H
									H
									H
	1402	-63.63	-13.00	-50.63	-74.00	-65.30	0.87	4.69	V
	2104	-50.90	-13.00	-37.90	-66.10	-51.80	1.17	4.21	V
	2804	-57.99	-13.00	-44.99	-75.80	-60.10	1.39	5.64	V
									V
									V
									V
									V

Remark: Spurious emissions within 30-1000MHz were found more than 20dB below limit line.

<Ant. 0 + Ant. 2>

EN-DC 12A-n25A

EN-DC 12A-n25A / 20MHz / PI/2 BPSK									
Channel	Frequency (MHz)	EIRP (dBm)	Limit (dBm)	Margin (dB)	SPA Reading (dBm)	S.G. Power (dBm)	TX Cable loss (dB)	TX Antenna Gain (dBi)	Polarization (H/V)
Lowest	3700	-57.29	-13	-44.29	-78.14	-63.86	1.67	8.24	H
	5550	-55.59	-13	-42.59	-80.92	-62.66	2.65	9.72	H
	7400	-54.11	-13	-41.11	-81.11	-63.25	2.46	11.60	H
									H
									H
									H
									H
	3700	-57.28	-13	-44.28	-78.12	-63.85	1.67	8.24	V
	5550	-55.71	-13	-42.71	-81.01	-62.78	2.65	9.72	V
	7400	-53.99	-13	-40.99	-81.19	-63.13	2.46	11.60	V
									V
									V
									V
									V
Middle	3740	-57.12	-13	-44.12	-77.96	-63.73	1.68	8.29	H
	5610	-55.97	-13	-42.97	-81.42	-63.03	2.69	9.74	H
	7480	-54.19	-13	-41.19	-81.21	-63.51	2.44	11.76	H
									H
									H
									H
									H
	3740	-57.56	-13	-44.56	-78.41	-64.17	1.68	8.29	V
	5610	-55.69	-13	-42.69	-81.12	-62.75	2.69	9.74	V
	7480	-53.05	-13	-40.05	-80.3	-62.37	2.44	11.76	V
									V
									V
									V
									V

EN-DC 12A-n25A / 20MHz / PI/2 BPSK									
Channel	Frequency (MHz)	EIRP (dBm)	Limit (dBm)	Margin (dB)	SPA Reading (dBm)	S.G. Power (dBm)	TX Cable loss (dB)	TX Antenna Gain (dBi)	Polarization (H/V)
Highest	3780	-57.55	-13	-44.55	-78.36	-64.19	1.69	8.34	H
	5670	-55.45	-13	-42.45	-81.02	-62.5	2.72	9.77	H
	7560	-53.35	-13	-40.35	-80.53	-62.78	2.41	11.84	H
									H
									H
									H
									H
	3780	-57.46	-13	-44.46	-78.31	-64.1	1.69	8.34	V
	5610	-55.57	-13	-42.57	-81.13	-62.63	2.69	9.74	V
	7480	-53.48	-13	-40.48	-80.92	-62.8	2.44	11.76	V
									V
									V
									V
									V

Remark: Spurious emissions within 30-1000MHz were found more than 20dB below limit line.

EN-DC 12A-n7A

EN-DC 12A-n7A / 50MHz / PI/2 BPSK									
Channel	Frequency (MHz)	EIRP (dBm)	Limit (dBm)	Margin (dB)	SPA Reading (dBm)	S.G. Power (dBm)	TX Cable loss (dB)	TX Antenna Gain (dBi)	Polarization (H/V)
Lowest	5000	-56.84	-25	-31.84	-80.18	-64.2	2.34	9.70	H
	7500	-53.83	-25	-28.83	-80.47	-63.2	2.43	11.80	H
	10000	-50.10	-25	-25.10	-80.584	-59.6	2.70	12.20	H
									H
									H
									H
									H
	5000	-56.54	-25	-31.54	-80.12	-63.9	2.34	9.70	V
	7500	-53.53	-25	-28.53	-80.61	-62.9	2.43	11.80	V
	10000	-50.70	-25	-25.70	-81.35	-60.2	2.70	12.20	V
									V
									V
									V
									V
Middle	5022	-56.75	-25	-31.75	-80.03	-64.1	2.35	9.70	H
	7530	-53.80	-25	-28.80	-80.37	-63.2	2.42	11.82	H
	10040	-49.88	-25	-24.88	-81.03	-59.4	2.70	12.22	H
									H
									H
									H
									H
	5022	-56.75	-25	-31.75	-80.07	-64.1	2.35	9.70	V
	7530	-53.40	-25	-28.40	-80.61	-62.8	2.42	11.82	V
	10040	-50.18	-25	-25.18	-81.11	-59.7	2.70	12.22	V
									V
									V
									V
									V

EN-DC 12A-n7A / 50MHz / PI/2 BPSK									
Channel	Frequency (MHz)	EIRP (dBm)	Limit (dBm)	Margin (dB)	SPA Reading (dBm)	S.G. Power (dBm)	TX Cable loss (dB)	TX Antenna Gain (dBi)	Polarization (H/V)
Highest	5040	-56.76	-25	-31.76	-80.13	-64.1	2.36	9.70	H
	7560	-53.87	-25	-28.87	-80.34	-63.3	2.41	11.84	H
	10080	-49.66	-25	-24.66	-80.8	-59.2	2.70	12.23	H
									H
									H
									H
									H
	5040	-56.46	-25	-31.46	-80.13	-63.8	2.36	9.70	V
	7560	-53.77	-25	-28.77	-80.71	-63.2	2.41	11.84	V
	10080	-49.81	-25	-24.81	-80.7	-59.35	2.70	12.23	V
									V
									V
									V
									V

Remark: Spurious emissions within 30-1000MHz were found more than 20dB below limit line.

EN-DC 5A-n41A_HPUE

EN-DC 5A-n41A_HPUE / 100MHz / PI/2 BPSK									
Channel	Frequency (MHz)	EIRP (dBm)	Limit (dBm)	Margin (dB)	SPA Reading (dBm)	S.G. Power (dBm)	TX Cable loss (dB)	TX Antenna Gain (dBi)	Polarization (H/V)
Lowest	4992	-57.65	-25	-32.65	-81.59	-65	2.33	9.68	H
	7488	-54.15	-25	-29.15	-81.17	-63.49	2.43	11.78	H
	9990	-49.87	-25	-24.87	-81.19	-59.38	2.69	12.21	H
									H
									H
									H
									H
	4992	-57.38	-25	-32.38	-81.12	-64.73	2.33	9.68	V
	7488	-54.24	-25	-29.24	-81.49	-63.58	2.43	11.78	V
	9990	-49.76	-25	-24.76	-81.02	-59.27	2.69	12.21	V
									V
									V
									V
									V
Middle	5088	-55.31	-25	-30.31	-79.33	-62.62	2.39	9.70	H
	7632	-53.09	-25	-28.09	-80.48	-62.58	2.39	11.88	H
	10170	-48.90	-25	-23.90	-80.53	-58.47	2.70	12.27	H
									H
									H
									H
									H
	5088	-55.44	-25	-30.44	-79.29	-62.75	2.39	9.70	V
	7632	-52.79	-25	-27.79	-80.44	-62.28	2.39	11.88	V
	10170	-48.88	-25	-23.88	-80.41	-58.45	2.70	12.27	V
									V
									V
									V
									V

EN-DC 5A-n41A _HPUE / 100MHz / PI/2 BPSK									
Channel	Frequency (MHz)	EIRP (dBm)	Limit (dBm)	Margin (dB)	SPA Reading (dBm)	S.G. Power (dBm)	TX Cable loss (dB)	TX Antenna Gain (dBi)	Polarization (H/V)
Highest	5178	-55.70	-25	-30.70	-79.85	-62.96	2.44	9.70	H
	7770	-52.61	-25	-27.61	-80.54	-62.23	2.34	11.96	H
	10368	-49.16	-25	-24.16	-81.17	-58.81	2.69	12.35	H
									H
									H
									H
									H
	5178	-55.80	-25	-30.80	-79.81	-63.06	2.44	9.70	V
	7770	-52.53	-25	-27.53	-80.75	-62.15	2.34	11.96	V
	10368	-49.34	-25	-24.34	-81.21	-58.99	2.69	12.35	V
									V
									V
									V
									V

Remark: Spurious emissions within 30-1000MHz were found more than 20dB below limit line.

EN-DC 5A-n66A

EN-DC 5A-n66A / 40MHz / PI/2 BPSK									
Channel	Frequency (MHz)	EIRP (dBm)	Limit (dBm)	Margin (dB)	SPA Reading (dBm)	S.G. Power (dBm)	TX Cable loss (dB)	TX Antenna Gain (dBi)	Polarization (H/V)
Lowest	3420	-56.94	-13	-43.94	-77.5	-63.01	1.58	7.65	H
	5130	-56.37	-13	-43.37	-80.47	-63.66	2.41	9.70	H
	6840	-54.29	-13	-41.29	-81.41	-62.26	2.64	10.61	H
									H
									H
									H
									H
	3420	-56.67	-13	-43.67	-77.28	-62.74	1.58	7.65	V
	5130	-56.65	-13	-43.65	-80.59	-63.94	2.41	9.70	V
	6840	-54.21	-13	-41.21	-81.28	-62.18	2.64	10.61	V
									V
									V
									V
									V
Middle	3450	-57.28	-13	-44.28	-78.01	-63.47	1.59	7.78	H
	5175	-56.11	-13	-43.11	-80.27	-63.37	2.44	9.70	H
	6900	-54.35	-13	-41.35	-81.35	-62.41	2.62	10.68	H
									H
									H
									H
									H
	3450	-56.95	-13	-43.95	-77.65	-63.14	1.59	7.78	V
	5175	-56.31	-13	-43.31	-80.33	-63.57	2.44	9.70	V
	6900	-54.93	-13	-41.93	-81.92	-62.99	2.62	10.68	V
									V
									V
									V
									V

EN-DC 5A-n66A / 40MHz / PI/2 BPSK									
Channel	Frequency (MHz)	EIRP (dBm)	Limit (dBm)	Margin (dB)	SPA Reading (dBm)	S.G. Power (dBm)	TX Cable loss (dB)	TX Antenna Gain (dBi)	Polarization (H/V)
Highest	3480	-56.94	-13	-43.94	-77.84	-63.25	1.60	7.91	H
	5220	-56.84	-13	-43.84	-81.07	-64.08	2.46	9.70	H
	6960	-54.63	-13	-41.63	-81.54	-62.78	2.60	10.75	H
									H
									H
									H
									H
	3480	-57.05	-13	-44.05	-77.84	-63.36	1.60	7.91	V
	5220	-56.55	-13	-43.55	-80.65	-63.79	2.46	9.70	V
	6960	-54.69	-13	-41.69	-81.63	-62.84	2.60	10.75	V
									V
									V
									V
									V

Remark: Spurious emissions within 30-1000MHz were found more than 20dB below limit line.

<ASDIV Antenna>
<Ant. 0>

5G NR n25

5G NR n25 / 20MHz / PI/2 BPSK									
Channel	Frequency (MHz)	EIRP (dBm)	Limit (dBm)	Margin (dB)	SPA Reading (dBm)	S.G. Power (dBm)	TX Cable loss (dB)	TX Antenna Gain (dBi)	Polarization (H/V)
Lowest	3702	-57.46	-13	-44.46	-78.31	-64.03	1.67	8.24	H
	5550	-56.15	-13	-43.15	-81.48	-63.22	2.65	9.72	H
	7398	-54.45	-13	-41.45	-81.45	-63.58	2.46	11.60	H
									H
									H
									H
									H
	3702	-57.45	-13	-44.45	-78.29	-64.02	1.67	8.24	V
	5550	-55.74	-13	-42.74	-81.04	-62.81	2.65	9.72	V
	7398	-54.25	-13	-41.25	-81.44	-63.38	2.46	11.60	V
									V
									V
									V
									V
Middle	3738	-57.37	-13	-44.37	-78.21	-63.98	1.68	8.29	H
	5610	-55.80	-13	-42.80	-81.25	-62.86	2.69	9.74	H
	7482	-54.07	-13	-41.07	-81.08	-63.4	2.44	11.76	H
									H
									H
									H
									H
	3738	-57.16	-13	-44.16	-78.01	-63.77	1.68	8.29	V
	5610	-55.79	-13	-42.79	-81.22	-62.85	2.69	9.74	V
	7482	-53.73	-13	-40.73	-80.98	-63.06	2.44	11.76	V
									V
									V
									V
									V

5G NR n25 / 20MHz / PI/2 BPSK									
Channel	Frequency (MHz)	EIRP (dBm)	Limit (dBm)	Margin (dB)	SPA Reading (dBm)	S.G. Power (dBm)	TX Cable loss (dB)	TX Antenna Gain (dBi)	Polarization (H/V)
Highest	3780	-57.12	-13	-44.12	-77.93	-63.76	1.69	8.34	H
	5670	-54.21	-13	-41.21	-79.78	-61.26	2.72	9.77	H
	7560	-53.51	-13	-40.51	-80.69	-62.94	2.41	11.84	H
									H
									H
									H
									H
	3780	-57.61	-13	-44.61	-78.46	-64.25	1.69	8.34	V
	5670	-55.12	-13	-42.12	-80.68	-62.17	2.72	9.77	V
	7560	-53.46	-13	-40.46	-80.9	-62.89	2.41	11.84	V
									V
									V
									V
									V

Remark: Spurious emissions within 30-1000MHz were found more than 20dB below limit line.

5G NR n7

5G NR n7 / 50MHz / PI/2 BPSK									
Channel	Frequency (MHz)	EIRP (dBm)	Limit (dBm)	Margin (dB)	SPA Reading (dBm)	S.G. Power (dBm)	TX Cable loss (dB)	TX Antenna Gain (dBi)	Polarization (H/V)
Lowest	4998	-57.02	-25	-32.02	-81	-64.38	2.34	9.70	H
	7500	-54.26	-25	-29.26	-81.14	-63.63	2.43	11.80	H
	10008	-50.05	-25	-25.05	-81.45	-59.56	2.70	12.20	H
									H
									H
									H
									H
	4998	-56.58	-25	-31.58	-80.25	-63.94	2.34	9.70	V
	7500	-53.41	-25	-28.41	-80.58	-62.78	2.43	11.80	V
	10008	-49.92	-25	-24.92	-81.16	-59.43	2.70	12.20	V
									V
									V
									V
									V
Middle	5022	-56.81	-25	-31.81	-80.86	-64.16	2.35	9.70	H
	7530	-53.74	-25	-28.74	-80.9	-63.14	2.42	11.82	H
	10044	-49.96	-25	-24.96	-81.29	-59.48	2.70	12.22	H
									H
									H
									H
									H
	5022	-56.84	-25	-31.84	-80.68	-64.19	2.35	9.70	V
	7530	-53.34	-25	-28.34	-80.68	-62.74	2.42	11.82	V
	10044	-50.06	-25	-25.06	-81.35	-59.58	2.70	12.22	V
									V
									V
									V
									V

5G NR n7 / 50MHz / PI/2 BPSK									
Channel	Frequency (MHz)	EIRP (dBm)	Limit (dBm)	Margin (dB)	SPA Reading (dBm)	S.G. Power (dBm)	TX Cable loss (dB)	TX Antenna Gain (dBi)	Polarization (H/V)
Highest	5040	-56.90	-25	-31.90	-80.9	-64.24	2.36	9.70	H
	7560	-53.69	-25	-28.69	-80.87	-63.12	2.41	11.84	H
	10080	-49.60	-25	-24.60	-81.06	-59.14	2.70	12.23	H
									H
									H
									H
									H
	5040	-56.63	-25	-31.63	-80.45	-63.97	2.36	9.70	V
	7560	-53.18	-25	-28.18	-80.62	-62.61	2.41	11.84	V
	10080	-49.88	-25	-24.88	-81.27	-59.42	2.70	12.23	V
									V
									V
									V
									V

Remark: Spurious emissions within 30-1000MHz were found more than 20dB below limit line.

5G NR n41 HPUE

5G NR n41_HPUE / 100MHz / PI/2 BPSK									
Channel	Frequency (MHz)	EIRP (dBm)	Limit (dBm)	Margin (dB)	SPA Reading (dBm)	S.G. Power (dBm)	TX Cable loss (dB)	TX Antenna Gain (dBi)	Polarization (H/V)
Lowest	4992	-56.91	-25	-31.91	-80.92	-64.26	2.33	9.68	H
	7488	-54.04	-25	-29.04	-81.13	-63.38	2.43	11.78	H
	9990	-49.98	-25	-24.98	-81.26	-59.49	2.69	12.21	H
									H
									H
									H
									H
	4992	-57.12	-25	-32.12	-80.89	-64.47	2.33	9.68	V
	7488	-53.99	-25	-28.99	-81.17	-63.33	2.43	11.78	V
	9990	-49.87	-25	-24.87	-81.22	-59.38	2.69	12.21	V
									V
									V
									V
									V
Middle	5088	-56.01	-25	-31.01	-80.17	-63.32	2.39	9.70	H
	7632	-52.74	-25	-27.74	-80.13	-62.23	2.39	11.88	H
	10170	-48.91	-25	-23.91	-80.58	-58.48	2.70	12.27	H
									H
									H
									H
									H
	5088	-56.66	-25	-31.66	-80.49	-63.97	2.39	9.70	V
	7632	-52.95	-25	-27.95	-80.55	-62.44	2.39	11.88	V
	10170	-49.45	-25	-24.45	-80.92	-59.02	2.70	12.27	V
									V
									V
									V
									V

5G NR n41_HPUE / 100MHz / PI/2 BPSK									
Channel	Frequency (MHz)	EIRP (dBm)	Limit (dBm)	Margin (dB)	SPA Reading (dBm)	S.G. Power (dBm)	TX Cable loss (dB)	TX Antenna Gain (dBi)	Polarization (H/V)
Highest	5178	-56.32	-25	-31.32	-80.61	-63.58	2.44	9.70	H
	7770	-53.39	-25	-28.39	-81.24	-63.01	2.34	11.96	H
	10368	-49.53	-25	-24.53	-81.63	-59.18	2.69	12.35	H
									H
									H
									H
									H
	5178	-56.48	-25	-31.48	-80.53	-63.74	2.44	9.70	V
	7770	-52.97	-25	-27.97	-81.18	-62.59	2.34	11.96	V
	10368	-49.41	-25	-24.41	-81.28	-59.06	2.69	12.35	V
									V
									V
									V
									V

Remark: Spurious emissions within 30-1000MHz were found more than 20dB below limit line.

5G NR n66

5G NR n66 / 40MHz / PI/2 BPSK									
Channel	Frequency (MHz)	EIRP (dBm)	Limit (dBm)	Margin (dB)	SPA Reading (dBm)	S.G. Power (dBm)	TX Cable loss (dB)	TX Antenna Gain (dBi)	Polarization (H/V)
Lowest	3420	-57.32	-13	-44.32	-77.88	-63.39	1.58	7.65	H
	5130	-55.57	-13	-42.57	-79.69	-62.86	2.41	9.70	H
	6840	-53.89	-13	-40.89	-81.01	-61.86	2.64	10.61	H
									H
									H
									H
									H
	3420	-57.22	-13	-44.22	-77.83	-63.29	1.58	7.65	V
	5130	-56.21	-13	-43.21	-80.14	-63.5	2.41	9.70	V
	6840	-54.51	-13	-41.51	-81.58	-62.48	2.64	10.61	V
									V
									V
									V
									V
Middle	3450	-57.11	-13	-44.11	-77.84	-63.3	1.59	7.78	H
	5172	-55.49	-13	-42.49	-79.64	-62.75	2.44	9.70	H
	6900	-54.64	-13	-41.64	-81.64	-62.7	2.62	10.68	H
									H
									H
									H
									H
	3450	-57.35	-13	-44.35	-78.05	-63.54	1.59	7.78	V
	5178	-56.26	-13	-43.26	-80.27	-63.52	2.44	9.70	V
	6906	-54.40	-13	-41.40	-81.39	-62.47	2.62	10.69	V
									V
									V
									V
									V

5G NR n66 / 40MHz / PI/2 BPSK									
Channel	Frequency (MHz)	EIRP (dBm)	Limit (dBm)	Margin (dB)	SPA Reading (dBm)	S.G. Power (dBm)	TX Cable loss (dB)	TX Antenna Gain (dBi)	Polarization (H/V)
Highest	3480	-56.62	-13	-43.62	-77.52	-62.93	1.60	7.91	H
	5220	-56.48	-13	-43.48	-80.71	-63.72	2.46	9.70	H
	6960	-54.57	-13	-41.57	-81.48	-62.72	2.60	10.75	H
									H
									H
									H
									H
	3480	-56.91	-13	-43.91	-77.7	-63.22	1.60	7.91	V
	5220	-56.35	-13	-43.35	-80.45	-63.59	2.46	9.70	V
	6960	-54.44	-13	-41.44	-81.38	-62.59	2.60	10.75	V
									V
									V
									V
									V

Remark: Spurious emissions within 30-1000MHz were found more than 20dB below limit line.

<Ant. 1>

5G NR n5

5G NR n5 / 20MHz / PI/2 BPSK									
Channel	Frequency (MHz)	ERP (dBm)	Limit (dBm)	Margin (dB)	SPA Reading (dBm)	S.G. Power (dBm)	TX Cable loss (dB)	TX Antenna Gain (dBi)	Polarization (H/V)
Lowest	1648	-63.40	-13	-50.40	-75.23	-67.31	0.98	4.89	H
	2472	-50.97	-13	-37.97	-68.23	-55	1.28	5.32	H
	3296	-57.52	-13	-44.52	-76.9	-63.08	1.54	7.10	H
									H
									H
									H
	1648	-62.85	-13	-49.85	-75.15	-66.76	0.98	4.89	V
	2472	-52.72	-13	-39.72	-70.43	-56.75	1.28	5.32	V
	3296	-57.24	-13	-44.24	-76.95	-62.8	1.54	7.10	V
									V
									V
									V
Middle	1656	-63.15	-13	-50.15	-75.13	-67.03	0.98	4.86	H
	2480	-54.13	-13	-41.13	-71.37	-58.19	1.28	5.34	H
	3306	-57.49	-13	-44.49	-76.97	-63.09	1.54	7.15	H
									H
									H
									H
	1656	-62.62	-13	-49.62	-74.92	-66.5	0.98	4.86	V
	2480	-54.50	-13	-41.50	-72.18	-58.56	1.28	5.34	V
	3306	-57.43	-13	-44.43	-77.19	-63.03	1.54	7.15	V
									V
									V
									V

5G NR n5 / 20MHz / PI/2 BPSK									
Channel	Frequency (MHz)	ERP (dBm)	Limit (dBm)	Margin (dB)	SPA Reading (dBm)	S.G. Power (dBm)	TX Cable loss (dB)	TX Antenna Gain (dBi)	Polarization (H/V)
Highest	1656	-63.54	-13	-50.54	-75.53	-67.42	0.98	4.86	H
	2488	-52.34	-13	-39.34	-69.64	-56.42	1.29	5.36	H
	3320	-57.24	-13	-44.24	-76.7	-62.9	1.55	7.21	H
									H
									H
									H
	1656	-62.83	-13	-49.83	-75.28	-66.71	0.98	4.86	V
	2488	-54.95	-13	-41.95	-72.7	-59.03	1.29	5.36	V
	3320	-57.44	-13	-44.44	-77.18	-63.1	1.55	7.21	V
									V
									V
									V

Remark: Spurious emissions within 30-1000MHz were found more than 20dB below limit line.

5G NR n12

5G NR n12 / 15MHz / PI/2 BPSK									
Channel	Frequency (MHz)	ERP (dBm)	Limit (dBm)	Margin (dB)	SPA Reading (dBm)	S.G. Power (dBm)	TX Cable loss (dB)	TX Antenna Gain (dBi)	Polarization (H/V)
Lowest	1400	-64.52	-13.00	-51.52	-74.67	-66.18	0.87	4.68	H
	2096	-60.38	-13.00	-47.38	-75.73	-61.25	1.16	4.19	H
	2792	-59.14	-13.00	-46.14	-76.86	-61.24	1.38	5.63	H
									H
									H
									H
									H
	1400	-64.20	-13.00	-51.20	-74.82	-65.86	0.87	4.68	V
	2096	-59.53	-13.00	-46.53	-75.21	-60.40	1.16	4.19	V
	2792	-57.99	-13.00	-44.99	-76.49	-60.09	1.38	5.63	V
									V
									V
									V
									V
Middle	1400	-64.32	-13.00	-51.32	-74.47	-65.98	0.87	4.68	H
	2104	-60.23	-13.00	-47.23	-75.65	-61.13	1.17	4.21	H
	2800	-59.32	-13.00	-46.32	-77.04	-61.43	1.38	5.64	H
									H
									H
									H
									H
	1400	-64.04	-13.00	-51.04	-74.66	-65.70	0.87	4.68	V
	2104	-59.60	-13.00	-46.60	-75.36	-60.50	1.17	4.21	V
	2800	-58.29	-13.00	-45.29	-76.79	-60.40	1.38	5.64	V
									V
									V
									V
									V

5G NR n12 / 15MHz / PI/2 BPSK									
Channel	Frequency (MHz)	ERP (dBm)	Limit (dBm)	Margin (dB)	SPA Reading (dBm)	S.G. Power (dBm)	TX Cable loss (dB)	TX Antenna Gain (dBi)	Polarization (H/V)
Highest	1400	-64.64	-13.00	-51.64	-74.79	-66.30	0.87	4.68	H
	2104	-60.18	-13.00	-47.18	-75.60	-61.08	1.17	4.21	H
	2808	-59.14	-13.00	-46.14	-76.85	-61.25	1.39	5.65	H
									H
									H
									H
									H
	1400	-64.05	-13.00	-51.05	-74.67	-65.71	0.87	4.68	V
	2104	-59.35	-13.00	-46.35	-75.11	-60.25	1.17	4.21	V
	2808	-58.40	-13.00	-45.40	-76.89	-60.51	1.39	5.65	V
									V
									V
									V
									V

Remark: Spurious emissions within 30-1000MHz were found more than 20dB below limit line.

<Ant. 0 + Ant. 1>

EN-DC 2A-n5A

EN-DC 2A-n5A / 20MHz / PI/2 BPSK									
Channel	Frequency (MHz)	ERP (dBm)	Limit (dBm)	Margin (dB)	SPA Reading (dBm)	S.G. Power (dBm)	TX Cable loss (dB)	TX Antenna Gain (dBi)	Polarization (H/V)
Lowest	1648	-63.78	-13	-50.78	-75.61	-67.69	0.98	4.89	H
	2472	-59.58	-13	-46.58	-76.85	-63.61	1.28	5.32	H
	3296	-58.33	-13	-45.33	-77.71	-63.89	1.54	7.10	H
									H
									H
									H
									H
	1648	-63.42	-13	-50.42	-75.72	-67.33	0.98	4.89	V
	2472	-59.45	-13	-46.45	-77.16	-63.48	1.28	5.32	V
	3296	-58.06	-13	-45.06	-77.77	-63.62	1.54	7.10	V
									V
									V
									V
									V
Middle	1656	-63.89	-13	-50.89	-75.87	-67.77	0.98	4.86	H
	2480	-59.57	-13	-46.57	-76.81	-63.63	1.28	5.34	H
	3306	-58.49	-13	-45.49	-77.97	-64.09	1.54	7.15	H
									H
									H
									H
									H
	1656	-63.59	-13	-50.59	-76.04	-67.47	0.98	4.86	V
	2480	-58.58	-13	-45.58	-76.26	-62.64	1.28	5.34	V
	3306	-57.87	-13	-44.87	-77.63	-63.47	1.54	7.15	V
									V
									V
									V
									V

EN-DC 2A-n5A / 20MHz / PI/2 BPSK									
Channel	Frequency (MHz)	ERP (dBm)	Limit (dBm)	Margin (dB)	SPA Reading (dBm)	S.G. Power (dBm)	TX Cable loss (dB)	TX Antenna Gain (dBi)	Polarization (H/V)
Highest	1656	-63.99	-13	-50.99	-75.97	-67.87	0.98	4.86	H
	2488	-58.44	-13	-45.44	-75.74	-62.52	1.29	5.36	H
	3320	-58.09	-13	-45.09	-77.56	-63.75	1.55	7.21	H
									H
									H
									H
									H
	1656	-63.02	-13	-50.02	-75.47	-66.9	0.98	4.86	V
	2488	-58.27	-13	-45.27	-76.02	-62.35	1.29	5.36	V
	3320	-57.80	-13	-44.80	-77.55	-63.46	1.55	7.21	V
									V
									V
									V
									V

Remark: Spurious emissions within 30-1000MHz were found more than 20dB below limit line.

EN-DC 2A-n12A

EN-DC 2A-n12A / 15MHz / PI/2 BPSK									
Channel	Frequency (MHz)	ERP (dBm)	Limit (dBm)	Margin (dB)	SPA Reading (dBm)	S.G. Power (dBm)	TX Cable loss (dB)	TX Antenna Gain (dBi)	Polarization (H/V)
Lowest	1400	-64.78	-13.00	-51.78	-74.93	-66.44	0.87	4.68	H
	2096	-59.34	-13.00	-46.34	-74.69	-60.21	1.16	4.19	H
	2792	-59.84	-13.00	-46.84	-77.54	-61.94	1.38	5.63	H
									H
									H
									H
									H
	1400	-64.20	-13.00	-51.20	-74.82	-65.86	0.87	4.68	V
	2096	-59.73	-13.00	-46.73	-75.41	-60.60	1.16	4.19	V
	2792	-58.91	-13.00	-45.91	-77.37	-61.01	1.38	5.63	V
									V
									V
									V
									V
Middle	1400	-64.44	-13.00	-51.44	-74.59	-66.10	0.87	4.68	H
	2104	-61.04	-13.00	-48.04	-75.99	-61.94	1.17	4.21	H
	2800	-59.62	-13.00	-46.62	-77.47	-61.73	1.38	5.64	H
									H
									H
									H
									H
	1400	-64.29	-13.00	-51.29	-74.91	-65.95	0.87	4.68	V
	2104	-60.41	-13.00	-47.41	-76.17	-61.31	1.17	4.21	V
	2800	-58.89	-13.00	-45.89	-77.39	-61.00	1.38	5.64	V
									V
									V
									V
									V

EN-DC 2A-n12A / 15MHz / PI/2 BPSK									
Channel	Frequency (MHz)	ERP (dBm)	Limit (dBm)	Margin (dB)	SPA Reading (dBm)	S.G. Power (dBm)	TX Cable loss (dB)	TX Antenna Gain (dBi)	Polarization (H/V)
Highest	1400	-64.35	-13.00	-51.35	-74.50	-66.01	0.87	4.68	H
	2104	-58.76	-13.00	-45.76	-73.18	-59.66	1.17	4.21	H
	2808	-59.59	-13.00	-46.59	-77.30	-61.70	1.39	5.65	H
									H
									H
									H
									H
	1400	-62.17	-13.00	-49.17	-72.79	-63.83	0.87	4.68	V
	2104	-59.23	-13.00	-46.23	-74.99	-60.13	1.17	4.21	V
	2808	-58.88	-13.00	-45.88	-77.37	-60.99	1.39	5.65	V
									V
									V
									V
									V

Remark: Spurious emissions within 30-1000MHz were found more than 20dB below limit line.

<Ant. 1 + Ant. 0>

EN-DC 12A-n25A

EN-DC 12A-n25A / 20MHz / PI/2 BPSK									
Channel	Frequency (MHz)	EIRP (dBm)	Limit (dBm)	Margin (dB)	SPA Reading (dBm)	S.G. Power (dBm)	TX Cable loss (dB)	TX Antenna Gain (dBi)	Polarization (H/V)
Lowest	3700	-57.84	-13	-44.84	-78.69	-64.41	1.67	8.24	H
	5550	-55.46	-13	-42.46	-80.79	-62.53	2.65	9.72	H
	7400	-54.11	-13	-41.11	-81.11	-63.25	2.46	11.60	H
									H
									H
									H
									H
	3700	-57.74	-13	-44.74	-78.58	-64.31	1.67	8.24	V
	5550	-55.53	-13	-42.53	-80.83	-62.6	2.65	9.72	V
	7400	-54.16	-13	-41.16	-81.36	-63.3	2.46	11.60	V
									V
									V
									V
									V
Middle	3740	-57.05	-13	-44.05	-77.89	-63.66	1.68	8.29	H
	5610	-51.98	-13	-38.98	-77.43	-59.04	2.69	9.74	H
	7480	-54.34	-13	-41.34	-81.36	-63.66	2.44	11.76	H
									H
									H
									H
									H
	3740	-57.30	-13	-44.30	-78.15	-63.91	1.68	8.29	V
	5610	-51.26	-13	-38.26	-76.69	-58.32	2.69	9.74	V
	7480	-54.17	-13	-41.17	-81.42	-63.49	2.44	11.76	V
									V
									V
									V
									V

EN-DC 12A-n25A / 20MHz / PI/2 BPSK									
Channel	Frequency (MHz)	EIRP (dBm)	Limit (dBm)	Margin (dB)	SPA Reading (dBm)	S.G. Power (dBm)	TX Cable loss (dB)	TX Antenna Gain (dBi)	Polarization (H/V)
Highest	3780	-57.74	-13	-44.74	-78.55	-64.38	1.69	8.34	H
	5670	-56.02	-13	-43.02	-81.59	-63.07	2.72	9.77	H
	7560	-53.85	-13	-40.85	-81.03	-63.28	2.41	11.84	H
									H
									H
									H
									H
	3740	-57.60	-13	-44.60	-78.45	-64.21	1.68	8.29	V
	5610	-55.44	-13	-42.44	-81	-62.5	2.69	9.74	V
	7480	-53.51	-13	-40.51	-80.95	-62.83	2.44	11.76	V
									V
									V
									V
									V

Remark: Spurious emissions within 30-1000MHz were found more than 20dB below limit line.

EN-DC 12A-n7A

EN-DC 12A-n7A / 50MHz / PI/2 BPSK									
Channel	Frequency (MHz)	EIRP (dBm)	Limit (dBm)	Margin (dB)	SPA Reading (dBm)	S.G. Power (dBm)	TX Cable loss (dB)	TX Antenna Gain (dBi)	Polarization (H/V)
Lowest	4998	-56.63	-25	-31.63	-80.56	-63.99	2.34	9.70	H
	7500	-53.78	-25	-28.78	-80.8	-63.15	2.43	11.80	H
	10008	-50.50	-25	-25.50	-81.83	-60.01	2.70	12.20	H
									H
									H
									H
									H
	4998	-56.85	-25	-31.85	-80.58	-64.21	2.34	9.70	V
	7500	-53.85	-25	-28.85	-81.11	-63.22	2.43	11.80	V
	10008	-50.56	-25	-25.56	-81.82	-60.07	2.70	12.20	V
									V
									V
									V
									V
Middle	5022	-56.53	-25	-31.53	-80.52	-63.88	2.35	9.70	H
	7530	-53.75	-25	-28.75	-80.85	-63.15	2.42	11.82	H
	10044	-50.23	-25	-25.23	-81.62	-59.75	2.70	12.22	H
									H
									H
									H
									H
	5022	-56.12	-25	-31.12	-79.92	-63.47	2.35	9.70	V
	7530	-53.67	-25	-28.67	-81.02	-63.07	2.42	11.82	V
	10044	-50.57	-25	-25.57	-81.89	-60.09	2.70	12.22	V
									V
									V
									V
									V

EN-DC 12A-n7A / 50MHz / PI/2 BPSK									
Channel	Frequency (MHz)	EIRP (dBm)	Limit (dBm)	Margin (dB)	SPA Reading (dBm)	S.G. Power (dBm)	TX Cable loss (dB)	TX Antenna Gain (dBi)	Polarization (H/V)
Highest	5040	-56.24	-25	-31.24	-80.24	-63.58	2.36	9.70	H
	7560	-53.70	-25	-28.70	-80.88	-63.13	2.41	11.84	H
	10080	-50.34	-25	-25.34	-81.8	-59.88	2.70	12.23	H
									H
									H
									H
									H
	5040	-56.82	-25	-31.82	-80.64	-64.16	2.36	9.70	V
	7560	-53.59	-25	-28.59	-81.03	-63.02	2.41	11.84	V
	10080	-50.45	-25	-25.45	-81.84	-59.99	2.70	12.23	V
									V
									V
									V
									V

Remark: Spurious emissions within 30-1000MHz were found more than 20dB below limit line.

EN-DC 5A-n41A_HPUE

EN-DC 5A-n41A_HPUE / 100MHz / PI/2 BPSK									
Channel	Frequency (MHz)	EIRP (dBm)	Limit (dBm)	Margin (dB)	SPA Reading (dBm)	S.G. Power (dBm)	TX Cable loss (dB)	TX Antenna Gain (dBi)	Polarization (H/V)
Lowest	4992	-57.65	-25	-32.65	-81.59	-65	2.33	9.68	H
	7488	-54.15	-25	-29.15	-81.17	-63.49	2.43	11.78	H
	9990	-49.87	-25	-24.87	-81.19	-59.38	2.69	12.21	H
									H
									H
									H
									H
	4992	-57.38	-25	-32.38	-81.12	-64.73	2.33	9.68	V
	7488	-54.24	-25	-29.24	-81.49	-63.58	2.43	11.78	V
	9990	-49.76	-25	-24.76	-81.02	-59.27	2.69	12.21	V
									V
									V
									V
									V
Middle	5088	-56.00	-25	-31.00	-80.02	-63.31	2.39	9.70	H
	7632	-53.43	-25	-28.43	-80.13	-62.92	2.39	11.88	H
	10170	-49.68	-25	-24.68	-81.31	-59.25	2.70	12.27	H
									H
									H
									H
									H
	5088	-56.08	-25	-31.08	-79.93	-63.39	2.39	9.70	V
	7632	-53.39	-25	-28.39	-81.04	-62.88	2.39	11.88	V
	10170	-49.74	-25	-24.74	-81.27	-59.31	2.70	12.27	V
									V
									V
									V
									V

EN-DC 5A-n41A _HPUE / 100MHz / PI/2 BPSK									
Channel	Frequency (MHz)	EIRP (dBm)	Limit (dBm)	Margin (dB)	SPA Reading (dBm)	S.G. Power (dBm)	TX Cable loss (dB)	TX Antenna Gain (dBi)	Polarization (H/V)
Highest	5178	-57.07	-25	-32.07	-81.22	-64.33	2.44	9.70	H
	7770	-53.63	-25	-28.63	-81.56	-63.25	2.34	11.96	H
	10368	-49.85	-25	-24.85	-81.87	-59.5	2.69	12.35	H
									H
									H
									H
									H
	5178	-57.04	-25	-32.04	-81.05	-64.3	2.44	9.70	V
	7770	-53.31	-25	-28.31	-81.53	-62.93	2.34	11.96	V
	10368	-50.11	-25	-25.11	-81.98	-59.76	2.69	12.35	V
									V
									V
									V
									V

Remark: Spurious emissions within 30-1000MHz were found more than 20dB below limit line.

EN-DC 5A-n66A

EN-DC 5A-n66A / 40MHz / PI/2 BPSK									
Channel	Frequency (MHz)	EIRP (dBm)	Limit (dBm)	Margin (dB)	SPA Reading (dBm)	S.G. Power (dBm)	TX Cable loss (dB)	TX Antenna Gain (dBi)	Polarization (H/V)
Lowest	3420	-57.13	-13	-44.13	-77.69	-63.2	1.58	7.65	H
	5130	-56.34	-13	-43.34	-80.44	-63.63	2.41	9.70	H
	6840	-54.49	-13	-41.49	-81.61	-62.46	2.64	10.61	H
									H
									H
									H
									H
	3420	-57.21	-13	-44.21	-77.82	-63.28	1.58	7.65	V
	5130	-56.52	-13	-43.52	-80.46	-63.81	2.41	9.70	V
	6840	-54.34	-13	-41.34	-81.41	-62.31	2.64	10.61	V
									V
									V
									V
									V
Middle	3450	-57.18	-13	-44.18	-77.91	-63.37	1.59	7.78	H
	5175	-56.53	-13	-43.53	-80.69	-63.79	2.44	9.70	H
	6900	-54.58	-13	-41.58	-81.58	-62.64	2.62	10.68	H
									H
									H
									H
									H
	3450	-57.28	-13	-44.28	-77.98	-63.47	1.59	7.78	V
	5175	-56.57	-13	-43.57	-80.59	-63.83	2.44	9.70	V
	6900	-54.69	-13	-41.69	-81.68	-62.75	2.62	10.68	V
									V
									V
									V
									V

EN-DC 5A-n66A / 40MHz / PI/2 BPSK									
Channel	Frequency (MHz)	EIRP (dBm)	Limit (dBm)	Margin (dB)	SPA Reading (dBm)	S.G. Power (dBm)	TX Cable loss (dB)	TX Antenna Gain (dBi)	Polarization (H/V)
Highest	3480	-56.78	-13	-43.78	-77.68	-63.09	1.60	7.91	H
	5220	-56.77	-13	-43.77	-81	-64.01	2.46	9.70	H
	6960	-54.89	-13	-41.89	-81.8	-63.04	2.60	10.75	H
									H
									H
									H
									H
	3480	-56.79	-13	-43.79	-77.58	-63.1	1.60	7.91	V
	5220	-56.79	-13	-43.79	-80.89	-64.03	2.46	9.70	V
	6960	-54.60	-13	-41.60	-81.54	-62.75	2.60	10.75	V
									V
									V
									V
									V

Remark: Spurious emissions within 30-1000MHz were found more than 20dB below limit line.

———THE END———