# FCC RADIO TEST REPORT

| | | |
|---|---|---|
| **FCC ID** | : | **A4RGLBW0** |
| **Equipment** | : | **Phone** |
| **Model Name** | : | **GLBW0** |
| **Applicant** | : | **Google LLC**<br>**11600 Amphitheatre Parkway,**<br>**Mountain View, CA, 94043 USA** |
| **Standard** | : | **FCC Part 15 Subpart E §15.407** |

**The product was received on Nov. 27, 2024 and testing was performed from Jan. 21, 2025 to Mar. 21, 2025. We, Sporton International Inc. Wensan Laboratory, would like to declare that the tested sample has been evaluated in accordance with the test procedures and has been in compliance with the applicable technical standards.**

**The test results in this report apply exclusively to the tested model / sample. Without written approval from Sporton International Inc. Wensan Laboratory, the test report shall not be reproduced except in full.**

Louis Wu

**Approved by: Louis Wu**

***Sporton International Inc. Wensan Laboratory***
*No.58, Aly. 75, Ln. 564, Wenhua 3rd, Rd., Guishan Dist., Taoyuan City 333010, Taiwan (R.O.C.)*

# Table of Contents

**History of this test report** ..... **3**
**Summary of Test Result** ..... **4**
**1 General Description** ..... **5**
1.1 Product Feature of Equipment Under Test ..... 5
1.2 Modification of EUT ..... 7
1.3 Testing Location ..... 7
1.4 Applicable Standards ..... 7
**2 Test Configuration of Equipment Under Test** ..... **8**
2.1 Carrier Frequency and Channel ..... 8
2.2 Test Mode ..... 9
2.3 Connection Diagram of Test System ..... 10
2.4 Support Unit used in test configuration and system ..... 11
2.5 EUT Operation Test Setup ..... 11
2.6 Measurement Results Explanation Example ..... 12
**3 Test Result** ..... **13**
3.1 6dB and 26dB and 99% Occupied Bandwidth Measurement ..... 13
3.2 Maximum E.I.R.P Output Power Measurement ..... 14
3.3 Power Spectral Density Measurement ..... 15
3.4 Unwanted Emissions Measurement ..... 17
3.5 AC Conducted Emission Measurement ..... 22
3.6 Antenna Requirements ..... 24
**4 List of Measuring Equipment** ..... **25**
**5 Measurement Uncertainty** ..... **26**
**Appendix A. Conducted Test Results**
**Appendix B. AC Conducted Emission Test Result**
**Appendix C. Radiated Spurious Emission Test Data**
**Appendix D. Duty Cycle Plots**
**Appendix E. Setup Photographs**

# History of this test report

| Report No. | Version | Description | Issue Date |
|---|---|---|---|
| FR4N0919F | 01 | Initial issue of report | Apr. 21, 2025 |
| FR4N0919F | 02 | Revise section 1.1.1 and appendix D<br>This report is an updated version, replacing the report issued on Apr. 21, 2025. | Apr. 24, 2025 |
| FR4N0919F | 03 | Revise section 2.2, section 3.3.3 and appendix A<br>This report is an updated version, replacing the report issued on Apr. 24, 2025. | May 16, 2025 |
| FR4N0919F | 04 | Removed the blank page. (P.21)<br>This report is an updated version, replacing the report issued on May 16, 2025. | May 21, 2025 |
| | | | |
| | | | |
| | | | |
| | | | |
| | | | |
| | | | |
| | | | |
| | | | |
| | | | |
| | | | |
| | | | |

# Summary of Test Result

| Report Clause | Ref Std. Clause | Test Items | Result (PASS/FAIL) | Remark |
|---|---|---|---|---|
| 3.1 | 15.407(e) | 6dB & 26dB Bandwidth | Pass | - |
| 3.1 | 2.1049 | 99% Occupied Bandwidth | Pass | - |
| 3.2 | 15.407(a) | Maximum E.I.R.P Output Power | Pass | - |
| 3.3 | 15.407(a) | Power Spectral Density | Pass | - |
| 3.4 | 15.407(b) | Unwanted Emissions | Pass | - |
| 3.5 | 15.207 | AC Conducted Emission | Pass | - |
| 3.6 | 15.203 | Antenna Requirement | Pass | - |

**Conformity Assessment Condition:**

1. The test results (PASS/FAIL) with all measurement uncertainty excluded are presented against the regulation limits or in accordance with the requirements stipulated by the applicant/manufacturer who shall bear all the risks of non-compliance that may potentially occur if measurement uncertainty is taken into account.
2. The measurement uncertainty please refer to each test result in the section “Measurement Uncertainty”.

**Disclaimer:**

The product specifications of the EUT presented in the test report that may affect the test assessments are declared by the manufacturer who shall take full responsibility for the authenticity.

**Reviewed by: William Chen**

**Report Producer: Michelle Chen**

# 1 General Description

## 1.1 Product Feature of Equipment Under Test

| Product Feature |
|---|
| **General Specs**<br>GSM/WCDMA/LTE/5G NR/NTN, Bluetooth, BLE, BLE channel sounding, Wi-Fi 802.11ax, NFC, WPC Rx and GNSS Rx.<br><br>**Antenna Type**<br>WLAN:<br>**<Ant. 4>:** ILA Antenna<br>**<Ant. 3>:** IFA Antenna |

| EUT Information List | |
|---|---|
| **S/N** | **Performed Test Item** |
| 4C291FDCR0001G | RF Conducted Measurement |
| 4C271FDCR000L6 | Radiated Spurious Emission |
| 4B121FDCR0006U | Conducted Emission |

| Antenna information | | |
|---|---|---|
| **5850 MHz ~ 5895 MHz** | Peak Gain (dBi) | Ant. 4: -4.7<br>Ant. 3: -0.1 |

**Remark:** The EUT's information above is declared by manufacturer. Please refer to Disclaimer in report summary.

### 1.1.1 Antenna Directional Gain

Follows FCC KDB 662911 D01 Multiple Transmitter Output v02r01 F)2)f)ii)

Directional gain = $G_{ANT}$ + Array Gain, where Array Gain is as follows:

For power measurements on IEEE 802.11 devices,

Array Gain = 0 dB (i.e., no array gain) for $N_{ANT} \leq 4$.

$G_{ANT}$ is set equal to the gain of the antenna having the highest gain.

For PSD measurements, the directional gain calculation.

Array Gain = 10 log(NANT/NSS) dB.

$$DirectionalGain = 10 \cdot \log\left[\frac{\sum_{j=1}^{N_{SS}}\left\{\sum_{k=1}^{N_{ANT}} g_{j,k}\right\}^2}{N_{ANT}}\right]$$

*where*

Each antenna is driven by no more than one spatial stream;

$N_{SS}$ = the number of independent spatial streams of data;

$N_{ANT}$ = the total number of antennas

$g_{j,k} = 10^{G_k/20}$ if the $k$th antenna is being fed by spatial stream $j$, or zero if it is not;

$G_k$ is the gain in dBi of the kth antenna.

As minimum $N_{SS}$=1 is supported by EUT, the formula can be simplified as:

Directional gain = $10*\log[(10^{G1/20} + 10^{G2/20} + \ldots + 10^{GN/20})^2 / N_{ANT}]$ dBi

Where G1, G2….GN denote single antenna gain.

The directional gain "DG" is calculated as following table.

| UNII-4 | Ant 4 (dBi) | Ant 3 (dBi) | DG for Power (dBi) | DG for PSD (dBi) |
|---|---|---|---|---|
| | -4.70 | -0.10 | -0.10 | 0.91 |

Calculation example:

If a device has two antenna, $G_{ANT4}$= -4.70dBi; $G_{ANT3}$= -0.10dBi

Directional gain of power measurement = max(-4.70, -0.10) + 0 = -0.10 dBi

Directional gain of PSD derived from formula which is

10 x log { { [ 10^ (-4.70 dBi / 20) + 10^ (-0.10 dBi / 20) ] ^ 2 } / 2 }

= -0.91 dBi

## 1.2 Modification of EUT

No modifications made to the EUT during the testing.

## 1.3 Testing Location

| | |
|---|---|
| **Test Site** | Sporton International Inc. Wensan Laboratory |
| **Test Site Location** | No.58, Aly. 75, Ln. 564, Wenhua 3rd, Rd., Guishan Dist.,<br>Taoyuan City 333010, Taiwan (R.O.C.)<br>TEL: +886-3-327-0868<br>FAX: +886-3-327-0855 |
| **Test Site No.** | **Sporton Site No.** |
| | TH05-HY, CO07-HY, 03CH20-HY |

**Note:** The test site complies with ANSI C63.4 2014 requirement.

FCC designation No.: TW3786

## 1.4 Applicable Standards

According to the specifications declared by the manufacturer, the EUT must comply with the requirements of the following standards:

- FCC Part 15 Subpart E
- FCC KDB 789033 D02 General UNII Test Procedures New Rules v02r01.
- FCC KDB 414788 D01 Radiated Test Site v01r01.
- FCC KDB 662911 D01 Multiple Transmitter Output v02r01.
- FCC KDB 291074 D02 EMC Measurement v01
- ANSI C63.10-2013

**Remark:**

1. All the test items were validated and recorded in accordance with the standards without any modification during the testing.
2. The TAF code is not including all the FCC KDB listed without accreditation.

# 2 Test Configuration of Equipment Under Test

a. The EUT has been associated with peripherals and configuration operated in a manner tended to maximize its emission characteristics in a typical application. Frequency range investigated: conduction emission (150 kHz to 30 MHz), radiation emission (9 kHz to the 10th harmonic of the highest fundamental frequency or to 40 GHz, whichever is lower). For radiated measurement, the measured emission level of the EUT was maximized by rotating the EUT on a turntable, adjusting the orientation of the EUT and EUT antenna in three orthogonal axis (X: flat, Y: portrait, Z: landscape), and accessory (Adapter or Earphone), and adjusting the measurement antenna orientation, following C63.10 exploratory test procedures and find Z plane with Adapter as worst plane.

b. AC power line Conducted Emission was tested under maximum output power.

## 2.1 Carrier Frequency and Channel

| Frequency Band | Bandwidth | Channel | Frequency (MHz) | Note |
|---|---|---|---|---|
| 5850-5895 MHz (U-NII-4) | 20 MHz | 169 | 5845 | Straddle |
| | | 173 | 5865 | |
| | | 177 | 5885 | |
| | 40 MHz | 167 | 5835 | Straddle |
| | | 175 | 5875 | |
| | 80 MHz | 171 | 5855 | Straddle |

**Note:** The channel noted with “straddle” spans 5.725-5.850 GHz and 5.850-5.895 GHz.

## 2.2 Test Mode

This device support 26/52/106/242/484/996-tone RU.

The PSD of partial RU is reduced to be smaller than full RU according to TCB workshop interim guidance Oct. 2022.

The 802.11ax mode is investigated among different tones, full resource units (RU), partial resource units. The partial RU has no higher power than full RU's, thus the full RU is chosen as main test configuration.

The 242-tone RU is covered by 20MHz channel, 484-tone RU is covered by 40MHz channel and 996-tone RU is covered by 80MHz channel.

The power for 802.11n and 802.11ac mode is smaller than 802.11ax mode, so all other conducted and radiated test is covered by 802.11ax mode.

**The final test modes include the worst data rates for each modulation shown in the table below.**

**MIMO Mode**

| Modulation | Data Rate |
|---|---|
| 802.11a | 6 Mbps |
| 802.11n HT20 (Covered by HE20) | MCS0 |
| 802.11n HT40 (Covered by HE40) | MCS0 |
| 802.11ac VHT20 (Covered by HE20) | MCS0 |
| 802.11ac VHT40 (Covered by HE40) | MCS0 |
| 802.11ac VHT80 (Covered by HE80) | MCS0 |
| 802.11ax HE20 | MCS0 |
| 802.11ax HE40 | MCS0 |
| 802.11ax HE80 | MCS0 |

| Test Cases | |
|---|---|
| **AC Conducted Emission** | Mode 1 : WLAN (5GHz) Link + USB Cable 2 (Charging from AC Adapter) |

**Remark:**
1. For Radiated Test Cases, the tests were performed with USB Cable 2.
2. During the preliminary test, both charging modes (Adapter mode and WPC Rx mode) were verified. It is determined that the adaptor mode is the worst case for official test.
3. The detailed Radiated test modes are shown in Appendix C.
4. For radiation spurious emission, the modulation and the data rate picked for testing are determined by the Max. RF conducted power.

## 2.3 Connection Diagram of Test System

**<AC Conducted Emission Mode>**

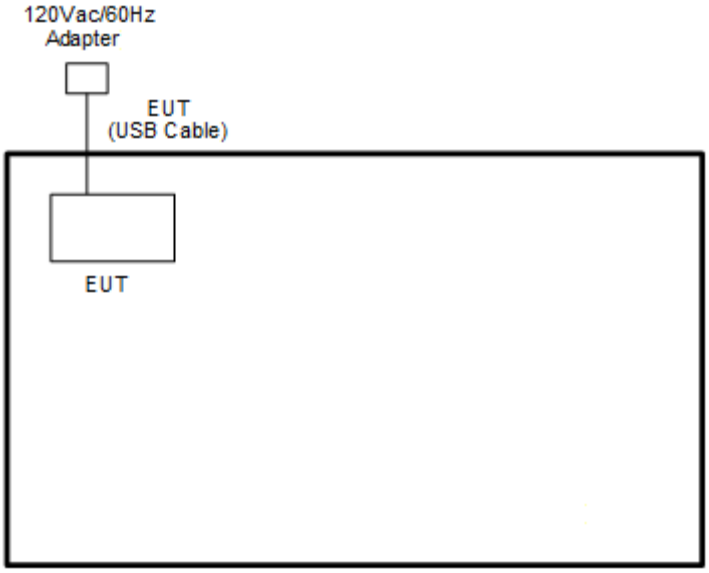

**<WLAN Tx Mode>**

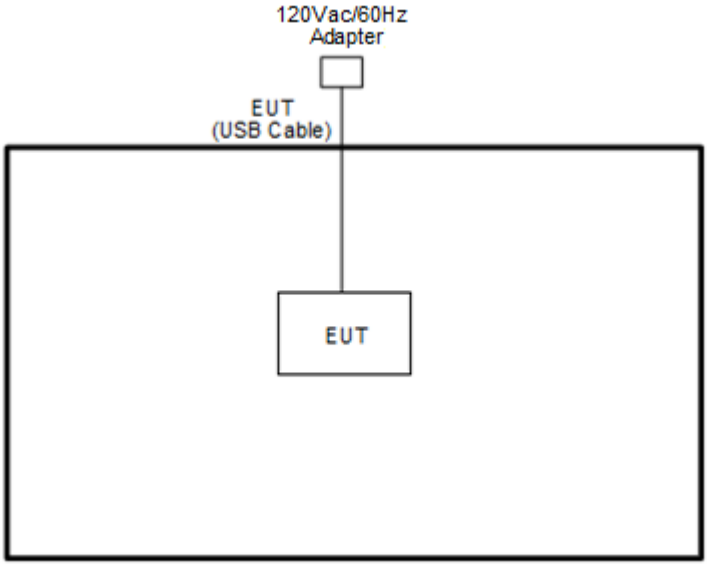


## 2.4 Support Unit used in test configuration and system

| Item | Equipment | Brand Name | Model Name | FCC ID | Data Cable | Power Cord |
|---|---|---|---|---|---|---|
| 1. | Adapter | N/A | GW8L7 | N/A | N/A | N/A |

## 2.5 EUT Operation Test Setup

The RF test items, utility “WLAN_DUT_Control_GUI_11-15-24” was installed in Notebook which was programmed in order to make the EUT get into the engineering modes to provide channel selection, power level, data rate and the application type and for continuous transmitting signals.

## 2.6 Measurement Results Explanation Example

**For all conducted test items:**

The offset level is set in the spectrum analyzer to compensate the RF cable loss and attenuator factor between EUT conducted output port and spectrum analyzer. With the offset compensation, the spectrum analyzer reading level is exactly the EUT RF output level.

Example :

The spectrum analyzer offset is derived from RF cable loss and attenuator factor.

*Offset = RF cable loss + attenuator factor.*

Following shows an offset computation example with cable loss 4.2 dB and 10 dB attenuator.

*Offset(dB) = RF cable loss(dB) + attenuator factor(dB).*

= 4.2 + 10 = 14.2 (dB)

# 3 Test Result

## 3.1 6dB and 26dB and 99% Occupied Bandwidth Measurement

### 3.1.1 Description of 6dB and 26dB and 99% Occupied Bandwidth

The minimum 6 dB bandwidth shall be at least 500 kHz.

26dB and 99% Occupied bandwidth are reporting only.

### 3.1.2 Measuring Instruments

Please refer to the measuring equipment list in this test report.

### 3.1.3 Test Procedures

The testing follows FCC KDB 291074 D02 EMC Measurement v01 Section 2.11 Minimum Emission bandwidth

1. Set RBW = 100 kHz.
2. Set the VBW ≥ 3 x RBW.
3. Detector = Peak.
4. Trace mode = max hold
5. Measure the maximum width of the emission that is 6 dB down from the peak of the emission.
6. Measure and record the results in the test report.

### 3.1.4 Test Setup

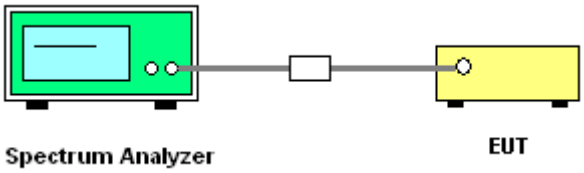


### 3.1.5 Test Result of 6dB and 26dB and 99% Occupied Bandwidth

Please refer to Appendix A.

Note: The EBW spectrum setting is as following table for different nominal bandwidth.

| Setting<br>Measured | 11a/HE20<br>< 40MHz | 11a/HE20<br>> 40MHz | HE40 | HE80<br>< 150MHz | HE80<br>> 150MHz |
|---|---|---|---|---|---|
| RBW | 300kHz | 500kHz | 1MHz | 1MHz | 2MHz |
| VBW | 1MHz | 2MHz | 3MHz | 3MHz | 10MHz |

## 3.2 Maximum E.I.R.P Output Power Measurement

### 3.2.1 Limit of Maximum E.I.R.P Output Power

For client devices operating under the control of an indoor access point in the 5.850-5.895 GHz band, the maximum power spectral density must not exceed 14 dBm e.i.r.p. in any 1-megahertz band, and the maximum e.i.r.p. over the frequency band of operation must not exceed 30 dBm. Client devices operating on a channel that spans the 5.725-5.850 GHz and 5.850-5.895 GHz bands must not exceed an e.i.r.p. of 30 dBm.

### 3.2.2 Measuring Instruments

Please refer to the measuring equipment list in this test report.

### 3.2.3 Test Procedures

The testing follows Method PM-G of FCC KDB 789033 D02 General UNII Test Procedures New Rules v02r01.

Method PM-G (Measurement using a gated RF average power meter):

1. Measurement is performed using a wideband RF power meter.
2. The EUT is configured to transmit at its maximum power control level.
3. Measure the average power of the transmitter.
4. Since the measurement is made only during the ON time of the transmitter, no duty cycle correction factor is required.
5. For MIMO mode, calculation method follows FCC KDB 662911 D01 Multiple Transmitter Output v02r01.

### 3.2.4 Test Setup

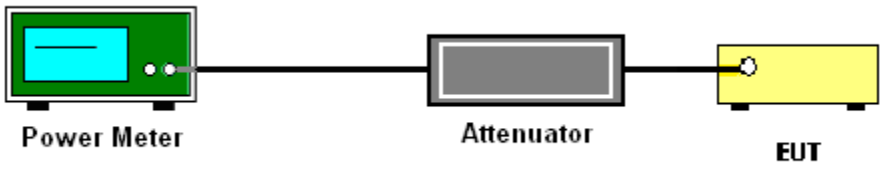


### 3.2.5 Test Result of Maximum Conducted Output Power

Please refer to Appendix A.

## 3.3 Power Spectral Density Measurement

### 3.3.1 Limit of Power Spectral Density

1. For client devices operating under the control of an indoor access point in the 5.850-5.895 GHz band, the maximum power spectral density must not exceed 14 dBm e.i.r.p. in any 1-megahertz band.
2. For client devices operating on a channel that spans the 5.725-5.850 GHz and 5.850-5.895 GHz bands shall meet both 15.407(a)(3)(i) 30dBm/500kHz and 15.407(a)(3)(iii) 14dBm/MHz limit, where the stringent limit 14dBm/MHz is applied.
3. For an indoor access point operating on a channel that spans the 5.725-5.850 GHz and 5.850-5.895 GHz bands shall meet both 15.407(a)(3)(ii) 36dBm limit, where the stringent limit 20dBm/MHz is applied.

### 3.3.2 Measuring Instruments

Please refer to the measuring equipment list in this test report.

### 3.3.3 Test Procedures

The testing follows FCC KDB 789033 D02 General UNII Test Procedures New Rules v02r01.

Section F) Maximum power spectral density.

**# Method SA-2 #**

(trace averaging across on and off times of the EUT transmissions, followed by duty cycle correction).

- Measure the duty cycle.
- Set span to encompass the entire emission bandwidth (EBW) of the signal.
- Set RBW = 1 MHz.
- Set VBW ≥ 3 MHz.
- Number of points in sweep ≥ 2 Span / RBW.
- Sweep time = auto.
- Detector = RMS
- Trace average at least 100 traces in power averaging mode.
- Add 10 log(1/x), where x is the duty cycle, to the measured power in order to compute the average power during the actual transmission times. For example, add 10 log(1/0.25) = 6 dB if the duty cycle is 25 percent.

1. The RF output of EUT is connected to the spectrum analyzer by a low loss cable.
2. Each plot has already offset with cable loss, and attenuator loss. Measure the PPSD and record it.
3. For MIMO mode, calculation method follows FCC KDB 662911 D01 Multiple Transmitter Output v02r01.

   Method (a): Measure and sum the spectra across the outputs.

   The total final Power Spectral Density is from a device with 2 transmitter outputs. The spectrum measurements of the individual outputs are all performed with the same span and number of points; the spectrum value in the first spectral bin of output 1 is summed with that in the first spectral bin of output 2 to obtain the value for the first frequency bin of the summed spectrum.

### 3.3.4 Test Setup

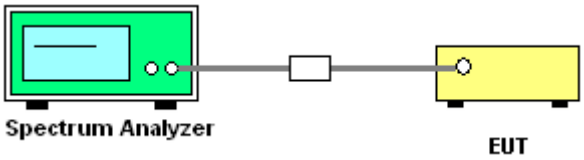


### 3.3.5 Test Result of Power Spectral Density

Please refer to Appendix A.

## 3.4 Unwanted Emissions Measurement

This section is to measure unwanted emissions through radiated measurement for band edge spurious emissions and out of band emissions measurement.

### 3.4.1 Limit of Unwanted Emissions

(1) Unwanted spurious emissions fallen in restricted bands shall comply with the general field strength limits as the following table:

| Frequency (MHz) | Field Strength (microvolts/meter) | Measurement Distance (meters) |
|---|---|---|
| 0.009 – 0.490 | 2400/F(kHz) | 300 |
| 0.490 – 1.705 | 24000/F(kHz) | 30 |
| 1.705 – 30.0 | 30 | 30 |
| 30 – 88 | 100 | 3 |
| 88 – 216 | 150 | 3 |
| 216 - 960 | 200 | 3 |
| Above 960 | 500 | 3 |

**Note:** The following formula is used to convert the EIRP to field strength.

$$E=\frac{1000000\sqrt{30P}}{3}$$ μV/m, where P is the eirp (Watts)

(2) For transmitters operating solely in the 5.850-5.895 GHz band or operating on a channel that spans across 5.725-5.895 GHz:

15.407(b)(5)(ii), all emissions at or above 5.895 GHz shall not exceed an e.i.r.p. of −5 dBm/MHz and shall decrease linearly to an e.i.r.p. of −27 dBm/MHz at or above 5.925 GHz.

All emissions below 5.725 GHz shall not exceed an e.i.r.p. of −27 dBm/MHz at 5.65 GHz increasing linearly to 10 dBm/MHz at 5.7 GHz, and from 5.7 GHz increasing linearly to a level of 15.6 dBm/MHz at 5.72 GHz, and from 5.72 GHz increasing linearly to a level of 27 dBm/MHz at 5.725 GHz.

(3) KDB789033 D02 v02r01 G)2)c)

Use guidance in KDB Publication 789033 for all measurements. Unwanted emissions outside of restricted bands are measured with an RMS detector. In addition, 15.35(b) applies where the peak emissions must be limited to no more than 20 dB above the average limit.

Unwanted band-edge emissions may be measured using the integration method as described in KDB Publication 789033 3. d) (ii). Emissions below 5725 MHz should be measured using peak-detection while emission above 5895 MHz should be measured using average.

| Frequency(GHz) | EIRP (dBm) | Field Strength @3m distance (dBuV/m) | Note |
|---|---|---|---|
| Below 5.65 | -27dBm/MHz | 68.2 | Peak |
| 5.7 | 10dBm/MHz | 105.2 | Peak |
| 5.72 | 15.6dBm/MHz | 110.8 | Peak |
| 5.725 | 27dBm/MHz | 122.2 | Peak |
| 5.895 | -5dBm/MHz | 90.2 | Average |
| 5.895 | 15dBm/MHz | 110.2 | Peak |
| Above 5.925 | -27dBm/MHz | 68.2 | Average |
| Above 5.925 | -7dBm/MHz | 88.2 | Peak |

**Note:** Field strength at 3 m distance is converted to EIRP as the following equation:

EIRP[dBm] = E[dBμV/m]− 95.2

### 3.4.2 Measuring Instruments

Please refer to the measuring equipment list in this test report.

### 3.4.3 Test Procedures

1. The testing follows FCC KDB 789033 D02 General UNII Test Procedures New Rules v02r01. Section G) Unwanted emissions measurement.

   (1) Procedure for Unwanted Emissions Measurements Below 1000 MHz

   - RBW = 120 kHz
   - VBW = 300 kHz
   - Detector = Peak
   - Trace mode = max hold

   (2) Procedures for Average Unwanted Emissions Measurements Above 1000 MHz

   - RBW = 1 MHz
   - VBW = 10 Hz, when duty cycle is no less than 98 percent.
   - VBW ≥ 1/T, when duty cycle is less than 98 percent where T is the minimum transmission duration over which the transmitter is on and is transmitting at its maximum power control level for the tested mode of operation.

2. The EUT was placed on a turntable with 0.8 meter for frequency below 1 GHz and 1.5 meter for frequency above 1 GHz respectively above ground.
3. The EUT was placed at distance 3 meter from measurement antenna which was mounted on the top of a variable height antenna tower.

4. The measurement antenna is a broadband antenna and its height is adjusted between one meter and four meters above ground to find the maximum value of the field strength for both horizontal polarization and vertical polarization.
5. For each suspected emission, the EUT was arranged to its worst case and then adjust the antenna tower (from 1 m to 4 m) and turntable (from 0 degree to 360 degrees) to find the maximum reading.
6. Radiated testing below 1GHz was performed by adjusting the antenna tower from 1m to 4m and by rotating the turn table from 0 degree to 360 degree to find the peak maximum hold reading.
   When there is no suspected emission found and the emission level is with at least 6dB margin against QP limit line, the position is marked as "-".
7. Radiated testing above 1GHz was performed by adjusting the antenna tower from 1m to 4m and by rotating the turn table from 0 degree to 360 degree to find the peak maximum hold reading for scanning all frequencies.
   When there is no suspected emission found and the harmonic emission level is with at least 6dB margin against average limit line, the position is marked as "-".

### 3.4.4 Test Setup

**For radiated emissions below 30MHz**

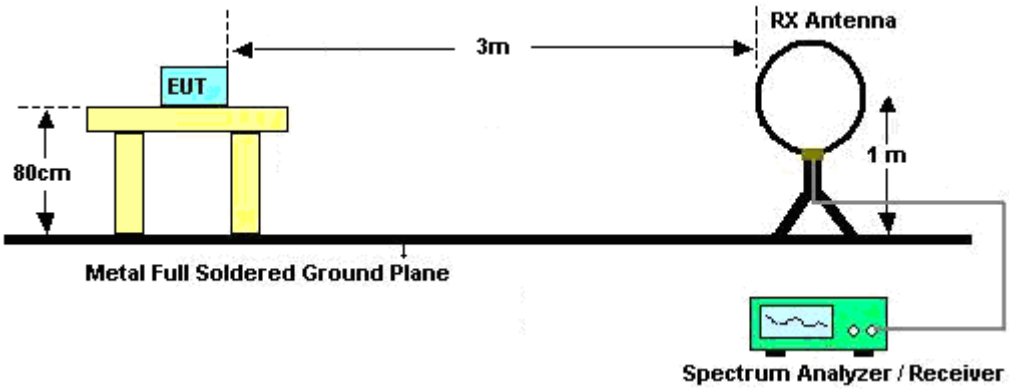

**For radiated emissions from 30MHz to 1GHz**

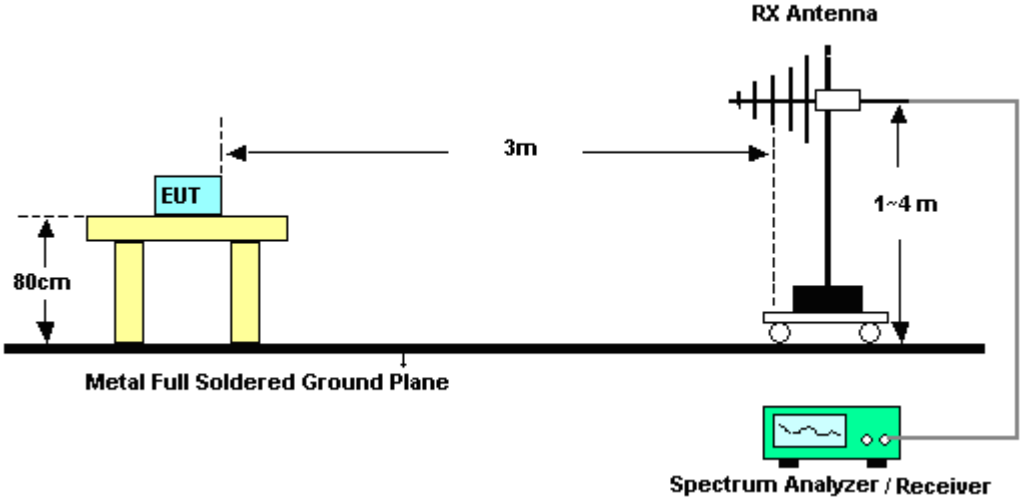


**For radiated test from 1GHz to 18GHz**

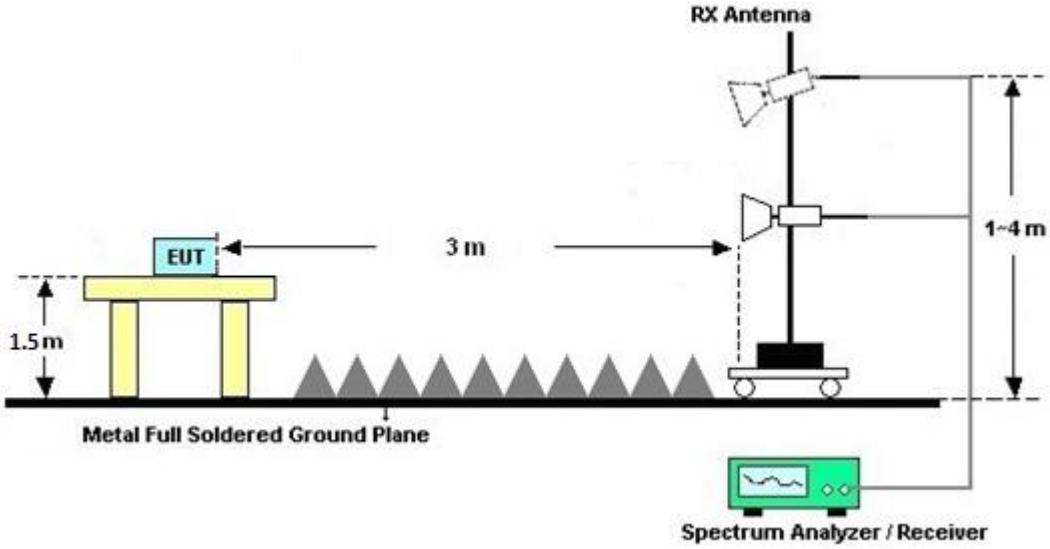


**For radiated test above 18GHz**

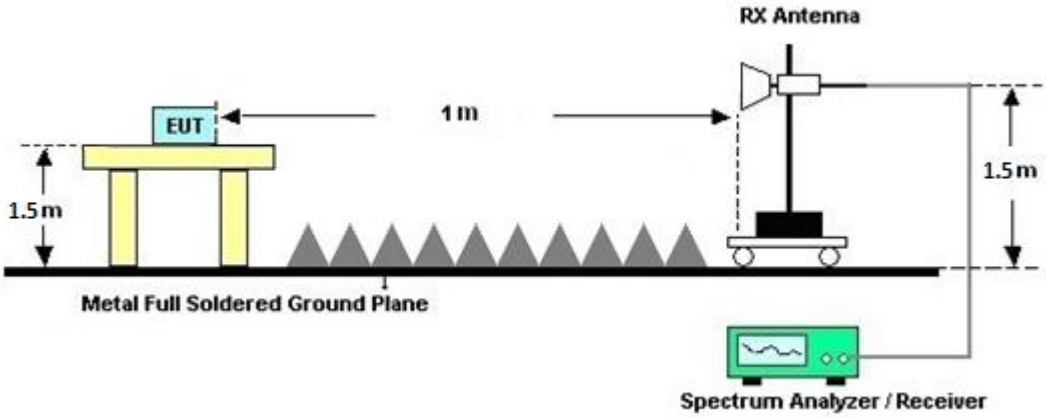

### 3.4.5 Test Results of Radiated Emissions (9 kHz ~ 30 MHz)

The low frequency, which started from 9 kHz to 30MHz, was pre-scanned and the result which was 20dB lower than the limit line was not reported.

There is adequate comparison measurement of both open-field test site and alternative test site - semi-Anechoic chamber according to 414788 D01 Radiated Test Site v01r01, and the result came out very similar.

### 3.4.6 Test Results of Radiated Spurious Emissions (above 18 GHz)

For frequency above 18GHz, the pre-scanned result is 20dB lower than the limit line is not reported.

### 3.4.7 Test Result of Radiated Band Edges

Please refer to Appendix C.

### 3.4.8 Duty Cycle

Please refer to Appendix D.

### 3.4.9 Test Result of Unwanted Radiated Emission (30MHz ~ 10th Harmonic)

Please refer to Appendix C.

## 3.5 AC Conducted Emission Measurement

### 3.5.1 Limit of AC Conducted Emission

For equipment that is designed to be connected to the public utility (AC) power line, the radio frequency voltage that is conducted back onto the AC power line on any frequency or frequencies within the band 150 kHz to 30 MHz shall not exceed the limits in the following table.

| Frequency of emission (MHz) | Conducted limit (dBμV) | |
|---|---|---|
| | Quasi-peak | Average |
| 0.15-0.5 | 66 to 56* | 56 to 46* |
| 0.5-5 | 56 | 46 |
| 5-30 | 60 | 50 |

*Decreases with the logarithm of the frequency.

### 3.5.2 Measuring Instruments

Please refer to the measuring equipment list in this test report.

### 3.5.3 Test Procedures

1. The EUT was placed 0.4 meter from the conducting wall of the shielding room was kept at least 80 centimeters from any other grounded conducting surface.
2. Connect EUT to the power mains through a line impedance stabilization network (LISN).
3. All the support units are connecting to the other LISN.
4. The LISN provides 50 ohm coupling impedance for the measuring instrument.
5. The FCC states that a 50 ohm, 50 microhenry LISN shall be used.
6. Both sides of AC line were checked for maximum conducted interference.
7. The frequency range from 150 kHz to 30 MHz was searched.
8. Set the test-receiver system to Peak Detect Function and specified bandwidth with Maximum Hold Mode.

### 3.5.4 Test Setup

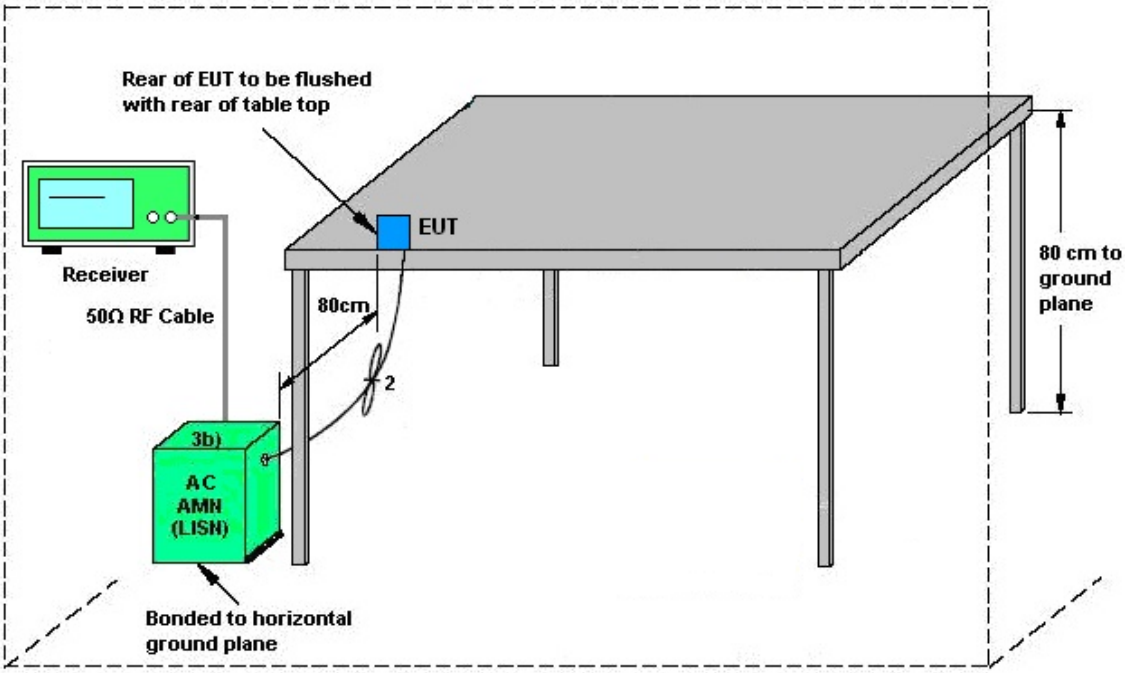


AMN = Artificial mains network (LISN)
AE = Associated equipment
EUT = Equipment under test
ISN = Impedance stabilization network

### 3.5.5 Test Result of AC Conducted Emission

Please refer to Appendix B.

## 3.6 Antenna Requirements

### 3.6.1 Standard Applicable

An intentional radiator shall be designed to ensure that no antenna other than that furnished by the responsible party shall be used with the device. The use of a permanently attached antenna or of an antenna that uses a unique coupling to the intentional radiator shall be considered sufficient to comply with the provisions of this section. The manufacturer may design the unit so that a broken antenna can be replaced by the user, but the use of a standard antenna jack or electrical connector is prohibited. This requirement does not apply to carrier current devices or to devices operated under the provisions of §§ 15.211, 15.213, 15.217, 15.219, 15.221, or § 15.236. Further, this requirement does not apply to intentional radiators that must be professionally installed, such as perimeter protection systems and some field disturbance sensors, or to other intentional radiators which, in accordance with § 15.31(d), must be measured at the installation site. However, the installer shall be responsible for ensuring that the proper antenna is employed so that the limits in this part are not exceeded.

### 3.6.2 Antenna Anti-Replacement Construction

b) Unique (non-standard) antenna connector.

(3) Use of a standard connector is also allowed if the connector is within the transmitter enclosure and can only be accessed by disassembly of the transmitter, where such disassembly is not normally required. The user manual must not show that user has access to the connector.

# 4 List of Measuring Equipment

| Instrument | Brand Name | Model No. | Serial No. | Characteristics | Calibration Date | Test Date | Due Date | Remark |
|---|---|---|---|---|---|---|---|---|
| EMI Test Receiver | Keysight | N9038A(MXE) | MY54130085 | N/A | Oct. 16, 2024 | Jan. 21, 2025~ Feb. 24, 2025 | Oct. 15, 2025 | Radiation (03CH20-HY) |
| Loop Antenna | Rohde & Schwarz | HFH2-Z2 | 100488 | 9 kHz~30 MHz | Aug. 29, 2024 | Jan. 21, 2025~ Feb. 24, 2025 | Aug. 28, 2025 | Radiation (03CH20-HY) |
| Preamplifier | EMEC | EM18G40G | 060873 | 18GHz~40GHz | Sep. 02, 2024 | Jan. 21, 2025~ Feb. 24, 2025 | Sep. 01, 2025 | Radiation (03CH20-HY) |
| Controller | ChainTek | 3000-1 | N/A | Control Turn table & Ant Mast | N/A | Jan. 21, 2025~ Feb. 24, 2025 | N/A | Radiation (03CH20-HY) |
| Antenna Mast | ChainTek | MBS-520-1 | N/A | 1m~4m | N/A | Jan. 21, 2025~ Feb. 24, 2025 | N/A | Radiation (03CH20-HY) |
| Turn Table | ChainTek | T-200-S-1 | N/A | 0~360 Degree | N/A | Jan. 21, 2025~ Feb. 24, 2025 | N/A | Radiation (03CH20-HY) |
| Signal Analyzer | Keysight | N9010B | MY60240520 | N/A | Dec. 09, 2024 | Jan. 21, 2025~ Feb. 24, 2025 | Dec. 08, 2025 | Radiation (03CH20-HY) |
| Bilog Antenna | TESEQ | CBL 6111D&00802 N1D01N-06 | 55606 & 08 | 30MHz~1GHz | Nov. 27, 2024 | Jan. 21, 2025~ Feb. 24, 2025 | Nov. 26, 2025 | Radiation (03CH20-HY) |
| Horn Antenna | SCHWARZBECK | BBHA 9120 D | 02360 | 1GHz-18GHz | Nov. 01, 2024 | Jan. 21, 2025~ Feb. 24, 2025 | Oct. 31, 2025 | Radiation (03CH20-HY) |
| SHF-EHF Horn Antenna | SCHWARZBECK | BBHA 9170 | 1224 | 18GHz-40GHz | Jun. 24, 2024 | Jan. 21, 2025~ Feb. 24, 2025 | Jun. 23, 2025 | Radiation (03CH20-HY) |
| Preamplifier | COM-POWER | PAM-103 | 18020201 | 1MHz-1000MHz | Dec. 31, 2024 | Jan. 21, 2025~ Feb. 24, 2025 | Dec. 30, 2025 | Radiation (03CH20-HY) |
| Amplifier | EMCI | EMC118A45SE | 980792 | N/A | Nov. 12, 2024 | Jan. 21, 2025~ Feb. 24, 2025 | Nov. 11, 2025 | Radiation (03CH20-HY) |
| RF Cable | HUBER + SUHNER | SUCOFLEX 102 | 519229/2,804015/2,804027/2 | N/A | Jan. 16, 2025 | Jan. 21, 2025~ Feb. 24, 2025 | Jan. 15, 2026 | Radiation (03CH20-HY) |
| Hygrometer | TECPEL | DTM-303A | TP211382 | N/A | Mar. 27, 2024 | Jan. 21, 2025~ Feb. 24, 2025 | Mar. 26, 2025 | Radiation (03CH20-HY) |
| Software | Audix | N/A | RK-002156 | N/A | N/A | Jan. 21, 2025~ Feb. 24, 2025 | N/A | Radiation (03CH20-HY) |
| AC Power Source | ACPOWER | AFC-11003G | F317040033 | N/A | N/A | Mar. 19, 2025~ Mar. 21, 2025 | N/A | Conduction (CO07-HY) |
| Software | Rohde & Schwarz | EMC32 V10.30 | N/A | N/A | N/A | Mar. 19,2025~ Mar. 21, 2025 | N/A | Conduction (CO07-HY) |
| Pulse Limiter | SCHWARZBECK | VTSD 9561-F N | 9561-F N00373 | 9kHz-200MHz | Oct. 23, 2024 | Mar. 19, 2025~ Mar. 21, 2025 | Oct. 22, 2025 | Conduction (CO07-HY) |
| RF Cable | HUBER + SUHNER | RG 214/U | 1358175 | 9kHz~30MHz | Mar. 03, 2025 | Mar. 19, 2025~ Mar. 21, 2025 | Mar. 02, 2026 | Conduction (CO07-HY) |
| Lisn | Rohde & Schwarz | ENV216 | 100080 | 9kHz~30MHz | Dec. 12, 2024 | Mar. 15, 2025 | Dec. 11, 2025 | Conduction (CO07-HY) |
| EMI Test Receiver | Rohde & Schwarz | ESR3 | 102317 | 9kHz~3.6GHz | Sep. 23, 2024 | Mar. 19, 2025~ Mar. 21, 2025 | Sep. 22, 2025 | Conduction (CO07-HY) |
| Hygrometer | TECPEL | DTM-303A | TP201996 | N/A | Nov. 01, 2024 | Feb. 03, 2025~ Mar. 13, 2025 | Oct. 31, 2025 | Conducted (TH05-HY) |
| Power Sensor | DARE | RPR3006W | 13I00030SNO31 (NO:182) | 9kHz~6GHz | Jan. 09, 2025 | Feb. 03, 2025~ Mar. 13, 2025 | Jan. 08, 2026 | Conducted (TH05-HY) |
| Signal Analyzer | Rohde & Schwarz | FSV3044 | 101467 | 10Hz~44GHz | Jan. 14, 2025 | Feb. 03, 2025~ Mar. 13, 2025 | Jan. 13, 2026 | Conducted (TH05-HY) |
| Switch Control Mainframe | Burgeon | ETF-058 | EC1300484 (BOX3) | N/A | May 20, 2024 | Feb. 03, 2025~ Mar. 13, 2025 | May 19, 2025 | Conducted (TH05-HY) |
| Software | Sporton | BTWIFI_Final_version_240513 | N/A | Conducted Other Test Item | N/A | Feb. 03, 2025~ Mar. 13, 2025 | N/A | Conducted (TH05-HY) |

# 5 Measurement Uncertainty

**Uncertainty of Conducted Emission Measurement (150 kHz ~ 30 MHz)**

| | |
|---|---|
| Measuring Uncertainty for a Level of Confidence of 95% (U = 2Uc(y)) | 3.7 dB |

**Uncertainty of Radiated Emission Measurement (30 MHz ~ 1000 MHz)**

| | |
|---|---|
| Measuring Uncertainty for a Level of Confidence of 95% (U = 2Uc(y)) | 6.7 dB |

**Uncertainty of Radiated Emission Measurement (1000 MHz ~ 6000 MHz)**

| | |
|---|---|
| Measuring Uncertainty for a Level of Confidence of 95% (U = 2Uc(y)) | 5.4 dB |

**Uncertainty of Radiated Emission Measurement (6000 MHz ~ 18000 MHz)**

| | |
|---|---|
| Measuring Uncertainty for a Level of Confidence of 95% (U = 2Uc(y)) | 5.6 dB |

**Uncertainty of Radiated Emission Measurement (18000 MHz ~ 40000 MHz)**

| | |
|---|---|
| Measuring Uncertainty for a Level of Confidence of 95% (U = 2Uc(y)) | 5.7 dB |

# Appendix A. Test Result of Conducted Test Items

| | | | | |
|---|---|---|---|---|
| Test Engineer: | Howard Tsai and Mina Liu | Temperature: | 21~25 | °C |
| Test Date: | 2025/02/03~2025/04/25 | Relative Humidity: | 51~54 | % |

**MIMO <Ant. 4+3>**

**Test Result**

**6dB and 26dB EBW and 99% OBW**

| UNII-4 MIMO | | | | | | | | | | | | |
|---|---|---|---|---|---|---|---|---|---|---|---|---|
| Mod. | Data Rate | NTX | CH. | Freq. (MHz) | 99% Bandwidth (MHz) | | 26dB Bandwidth (MHz) | | 6 dB Bandwidth (MHz) | | 6 dB Bandwidth Min. Limit (MHz) | Pass Fail |
| | | | | | Ant4 | Ant3 | Ant4 | Ant3 | Ant4 | Ant3 | | |
| 11a | 6M | 2 | 169 | 5845 | 32.37 | 35.56 | 52.32 | 55.72 | 16.28 | 16.3 | 0.5 | Pass |
| 11a | 6M | 2 | 173 | 5865 | 32.37 | 36.01 | 50.22 | 53.81 | 16.35 | 16.3 | 0.5 | Pass |
| 11a | 6M | 2 | 177 | 5885 | 32.42 | 35.71 | 50.9 | 54.98 | 16.3 | 16.3 | 0.5 | Pass |

## Average Output Power

| UNII-4 MIMO | | | | | | | | | | | | | |
|---|---|---|---|---|---|---|---|---|---|---|---|---|---|
| Mod. | Data Rate | NTX | CH. | Freq. (MHz) | Average Conducted Power (dBm) | | | DG (dBi) | | E.I.R.P Power (dBm) | | EIRP Limit (dBm) | |
| | | | | | Ant4 | Ant3 | SUM | Ant4 | Ant3 | Ant4 | Ant3 | Ant4 | Ant3 |
| 11a | 6M | 2Tx | 169 | 5845 | 18.96 | 18.35 | 21.68 | -0.1 | | 21.58 | | 30 | |
| 11a | 6M | 2Tx | 173 | 5865 | 18.81 | 17.99 | 21.43 | -0.1 | | 21.33 | | 30 | |
| 11a | 6M | 2Tx | 177 | 5885 | 18.94 | 17.80 | 21.42 | -0.1 | | 21.32 | | 30 | |
| HT20 | MCS0 | 2Tx | 169 | 5845 | 18.84 | 18.43 | 21.65 | -0.1 | | 21.55 | | 30 | |
| HT20 | MCS0 | 2Tx | 173 | 5865 | 18.58 | 18.21 | 21.41 | -0.1 | | 21.31 | | 30 | |
| HT20 | MCS0 | 2Tx | 177 | 5885 | 18.69 | 18.05 | 21.39 | -0.1 | | 21.29 | | 30 | |
| HT40 | MCS0 | 2Tx | 167 | 5835 | 18.80 | 18.20 | 21.52 | -0.1 | | 21.42 | | 30 | |
| HT40 | MCS0 | 2Tx | 175 | 5875 | 18.71 | 17.80 | 21.29 | -0.1 | | 21.19 | | 30 | |
| VHT20 | MCS0 | 2Tx | 169 | 5845 | 18.89 | 18.50 | 21.71 | -0.1 | | 21.61 | | 30 | |
| VHT20 | MCS0 | 2Tx | 173 | 5865 | 18.67 | 18.25 | 21.48 | -0.1 | | 21.38 | | 30 | |
| VHT20 | MCS0 | 2Tx | 177 | 5885 | 18.89 | 18.1 | 21.52 | -0.1 | | 21.42 | | 30 | |
| VHT40 | MCS0 | 2Tx | 167 | 5835 | 18.90 | 18.30 | 21.62 | -0.1 | | 21.52 | | 30 | |
| VHT40 | MCS0 | 2Tx | 175 | 5875 | 18.81 | 17.90 | 21.39 | -0.1 | | 21.29 | | 30 | |
| VHT80 | MCS0 | 2Tx | 171 | 5855 | 18.46 | 18.52 | 21.50 | -0.1 | | 21.40 | | 30 | |

## Power Spectral Density

| UNII-4 MIMO | | | | | | | | | | | | | | | | |
|---|---|---|---|---|---|---|---|---|---|---|---|---|---|---|---|---|
| Mod. | Data Rate | NTX | CH. | Freq. (MHz) | Duty Factor (dB) | | Average Power Density with Duty Factor (dBm/1MHz) | | | DG (dBi) | | EIRP PSD (dBm/MHz) | | EIRP PSD Limit (dBm/MHz) | | Pass /Fail |
| | | | | | Ant4 | Ant3 | Ant4 | Ant3 | SUM | Ant4 | Ant3 | Ant4 | Ant3 | Ant4 | Ant3 | |
| 11a | 6M | 2 | 169 | 5845 | 0.02 | 0.02 | | | 11.11 | 0.91 | | 12.02 | | 14.0 | | Pass |
| 11a | 6M | 2 | 173 | 5865 | 0.01 | 0.02 | | | 10.82 | 0.91 | | 11.73 | | 14.0 | | Pass |
| 11a | 6M | 2 | 177 | 5885 | 0.02 | 0.02 | | | 10.8 | 0.91 | | 11.71 | | 14.0 | | Pass |

## 6dB and 26dB EBW and 99% OBW

| UNII-4 MIMO | | | | | | | | | | | | | |
|---|---|---|---|---|---|---|---|---|---|---|---|---|---|
| Mod. | Data Rate | NTX | CH. | Freq. (MHz) | RU Config. | 99% Bandwidth (MHz) | | 26dB Bandwidth (MHz) | | 6 dB Bandwidth (MHz) | | 6 dB Bandwidth Min. Limit (MHz) | Pass Fail |
| | | | | | | Ant4 | Ant3 | Ant4 | Ant3 | Ant4 | Ant3 | | |
| HE20 | MCS0 | 2 | 169 | 5845 | Full | 32.81 | 37.98 | 51.97 | 64.23 | 18.44 | 17.84 | 0.5 | Pass |
| HE20 | MCS0 | 2 | 173 | 5865 | Full | 32.87 | 38.42 | 53.32 | 65.82 | 18.52 | 18.52 | 0.5 | Pass |
| HE20 | MCS0 | 2 | 177 | 5885 | Full | 32.15 | 38.27 | 52.66 | 65.53 | 18.63 | 18.23 | 0.5 | Pass |
| HE40 | MCS0 | 2 | 167 | 5835 | Full | 70.16 | 74.01 | 118.48 | 109.68 | 37.47 | 37.56 | 0.5 | Pass |
| HE40 | MCS0 | 2 | 175 | 5875 | Full | 70.59 | 73.66 | 116.43 | 115.01 | 37.23 | 37.0 | 0.5 | Pass |
| HE80 | MCS0 | 2 | 171 | 5855 | Full | 95.1 | 103.42 | 207.26 | 257.02 | 75.15 | 75.12 | 0.5 | Pass |

## Average Output Power

| UNII-4 MIMO | | | | | | | | | | | | | | |
|---|---|---|---|---|---|---|---|---|---|---|---|---|---|---|
| Mod. | Data Rate | NTX | CH. | Freq. (MHz) | RU Config. | Average Conducted Power (dBm) | | | DG (dBi) | | E.I.R.P Power (dBm) | | EIRP Limit (dBm) | |
| | | | | | | Ant4 | Ant3 | SUM | Ant4 | Ant3 | Ant4 | Ant3 | Ant4 | Ant3 |
| HE20 | MCS0 | 2Tx | 169 | 5845 | Full/RU | 18.96 | 18.72 | 21.85 | -0.1 | | 21.75 | | 30 | |
| HE20 | MCS0 | 2Tx | 169 | 5845 | 26RU/0 | 10.61 | 10.44 | 13.54 | -0.1 | | 13.44 | | 30 | |
| HE20 | MCS0 | 2Tx | 169 | 5845 | 52RU/37 | 12.17 | 12.94 | 15.58 | -0.1 | | 15.48 | | 30 | |
| HE20 | MCS0 | 2Tx | 169 | 5845 | 106RU/53 | 15.69 | 16.2 | 18.96 | -0.1 | | 18.86 | | 30 | |
| HE20 | MCS0 | 2Tx | 173 | 5865 | Full/RU | 18.82 | 18.38 | 21.62 | -0.1 | | 21.52 | | 30 | |
| HE20 | MCS0 | 2Tx | 173 | 5865 | 26RU/4 | 10.59 | 10.03 | 13.33 | -0.1 | | 13.23 | | 30 | |
| HE20 | MCS0 | 2Tx | 173 | 5865 | 52RU/38 | 12.69 | 13.22 | 15.97 | -0.1 | | 15.87 | | 30 | |
| HE20 | MCS0 | 2Tx | 173 | 5865 | 106RU/53 | 15.56 | 15.98 | 18.79 | -0.1 | | 18.69 | | 30 | |
| HE20 | MCS0 | 2Tx | 177 | 5885 | Full/RU | 18.95 | 18.18 | 21.59 | -0.1 | | 21.49 | | 30 | |
| HE20 | MCS0 | 2Tx | 177 | 5885 | 26RU/8 | 9.57 | 8.76 | 12.19 | -0.1 | | 12.09 | | 30 | |
| HE20 | MCS0 | 2Tx | 177 | 5885 | 52RU/40 | 12.66 | 12.75 | 15.72 | -0.1 | | 15.62 | | 30 | |
| HE20 | MCS0 | 2Tx | 177 | 5885 | 106RU/54 | 15.76 | 15.63 | 18.71 | -0.1 | | 18.61 | | 30 | |
| HE40 | MCS0 | 2Tx | 167 | 5835 | Full/RU | 19.00 | 18.34 | 21.69 | -0.1 | | 21.59 | | 30 | |
| HE40 | MCS0 | 2Tx | 175 | 5875 | Full/RU | 18.91 | 17.90 | 21.44 | -0.1 | | 21.34 | | 30 | |
| HE80 | MCS0 | 2Tx | 171 | 5855 | Full/RU | 18.89 | 18.31 | 21.62 | -0.1 | | 21.52 | | 30 | |

## Power Spectral Density

| UNII-4 MIMO | | | | | | | | | | | | | | | | | |
|---|---|---|---|---|---|---|---|---|---|---|---|---|---|---|---|---|---|
| Mod. | Data Rate | NTX | CH. | Freq. (MHz) | RU Config. | Duty Factor (dB) | | Average Power Density with Duty Factor (dBm/1MHz) | | | DG (dBi) | | EIRP PSD (dBm/MHz) | | EIRP PSD Limit (dBm/MHz) | | Pass /Fail |
| | | | | | | Ant4 | Ant3 | Ant4 | Ant3 | SUM | Ant4 | Ant3 | Ant4 | Ant3 | Ant4 | Ant3 | |
| HE20 | MCS0 | 2 | 169 | 5845 | Full | 0.03 | 0.03 | - | | 10.65 | 0.91 | | 11.56 | | 14.0 | | Pass |
| HE20 | MCS0 | 2 | 169 | 5845 | 26/0 | 0.02 | 0.03 | - | | 10.53 | 0.91 | | 11.44 | | 14.0 | | Pass |
| HE20 | MCS0 | 2 | 169 | 5845 | 52/37 | 0.02 | 0.03 | - | | 9.49 | 0.91 | | 10.4 | | 14.0 | | Pass |
| HE20 | MCS0 | 2 | 169 | 5845 | 106/53 | 0.03 | 0.03 | - | | 9.88 | 0.91 | | 10.79 | | 14.0 | | Pass |
| HE20 | MCS0 | 2 | 173 | 5865 | Full | 0.03 | 0.03 | - | | 10.36 | 0.91 | | 11.27 | | 14.0 | | Pass |
| HE20 | MCS0 | 2 | 173 | 5865 | 26/4 | 0.02 | 0.03 | - | | 9.21 | 0.91 | | 10.12 | | 14.0 | | Pass |
| HE20 | MCS0 | 2 | 173 | 5865 | 52/38 | 0.02 | 0.03 | - | | 9.91 | 0.91 | | 10.82 | | 14.0 | | Pass |
| HE20 | MCS0 | 2 | 173 | 5865 | 106/53 | 0.03 | 0.03 | - | | 9.67 | 0.91 | | 10.58 | | 14.0 | | Pass |
| HE20 | MCS0 | 2 | 177 | 5885 | Full | 0.03 | 0.03 | - | | 10.35 | 0.91 | | 11.26 | | 14.0 | | Pass |
| HE20 | MCS0 | 2 | 177 | 5885 | 26/8 | 0.02 | 0.03 | - | | 9.27 | 0.91 | | 10.18 | | 14.0 | | Pass |
| HE20 | MCS0 | 2 | 177 | 5885 | 52/40 | 0.02 | 0.03 | - | | 9.75 | 0.91 | | 10.66 | | 14.0 | | Pass |
| HE20 | MCS0 | 2 | 177 | 5885 | 106/54 | 0.03 | 0.03 | - | | 9.75 | 0.91 | | 10.66 | | 14.0 | | Pass |
| HE40 | MCS0 | 2 | 167 | 5835 | Full | 0.06 | 0.06 | - | | 7.74 | 0.91 | | 8.65 | | 14.0 | | Pass |
| HE40 | MCS0 | 2 | 175 | 5875 | Full | 0.06 | 0.05 | - | | 7.49 | 0.91 | | 8.4 | | 14.0 | | Pass |
| HE80 | MCS0 | 2 | 171 | 5855 | Full | 0.12 | 0.12 | - | | 4.66 | 0.91 | | 5.57 | | 14.0 | | Pass |

# Test Result of 6dB and 26dB and 99% Occupied Bandwidth

**MIMO <Ant. 4+3>**

**<802.11a>**

| 6dB Bandwidth | 26dB Bandwidth |
|---|---|
| 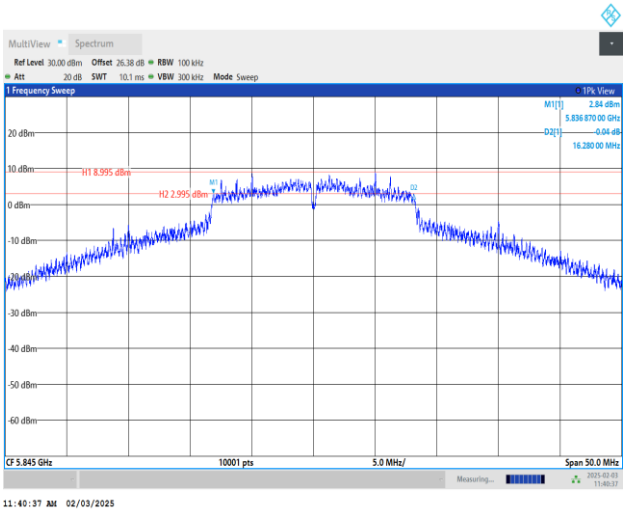 | 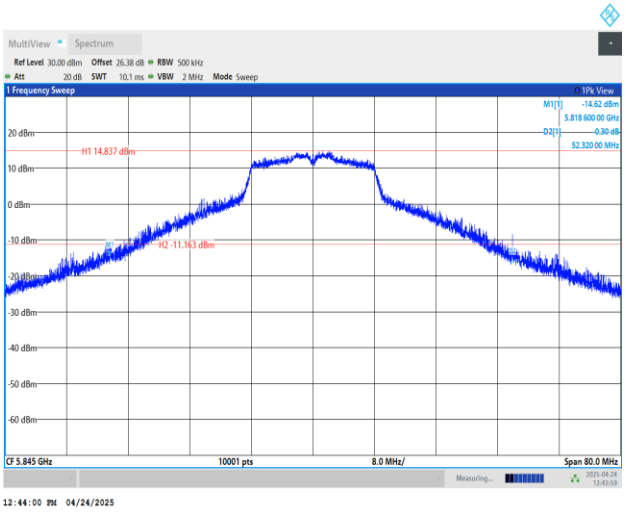 |
| **99% Occupied Bandwidth** | **N/A** |
| 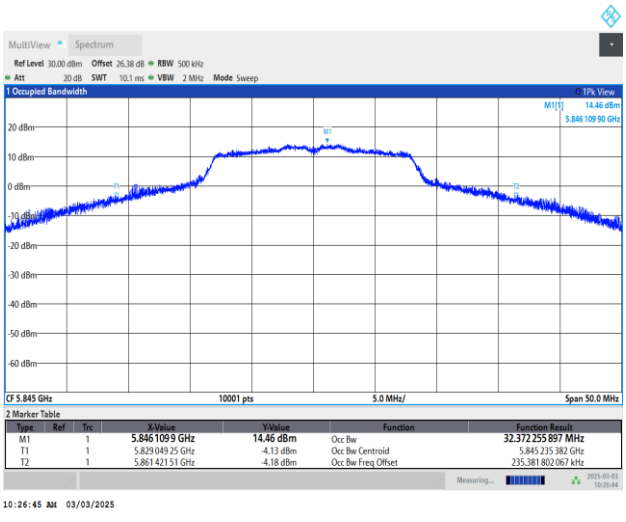 | |

Note: The occupied channel bandwidth is maintained within the band of operation.

**<802.11ax HE20>**

| 6dB Bandwidth | 26dB Bandwidth |
|---|---|
| 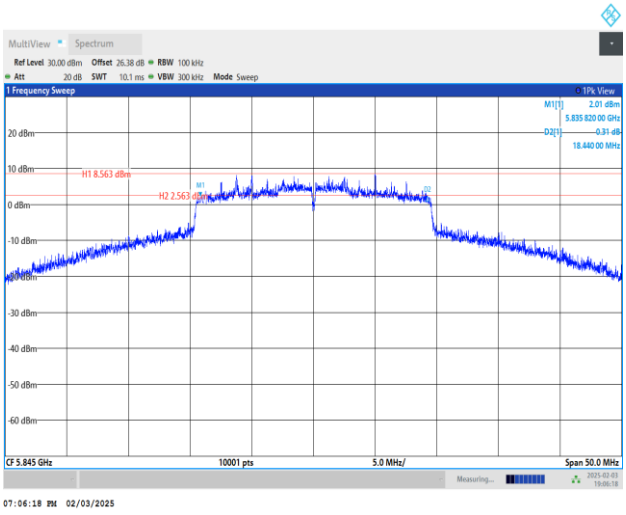 | 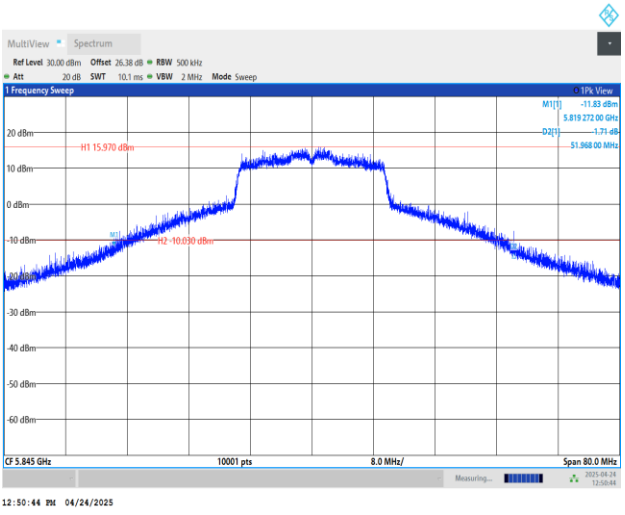 |
| **99% Occupied Bandwidth** | **N/A** |
| 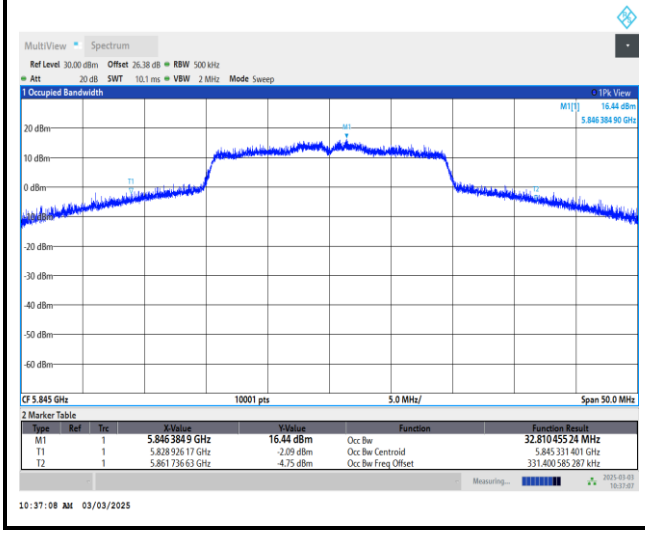 | |

Note: The occupied channel bandwidth is maintained within the band of operation.

**<802.11ax HE40>**

| 6dB Bandwidth | 26dB Bandwidth |
|---|---|
| 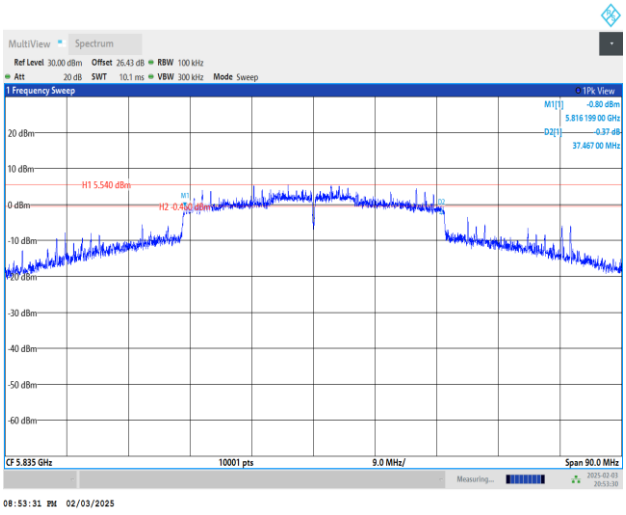 | 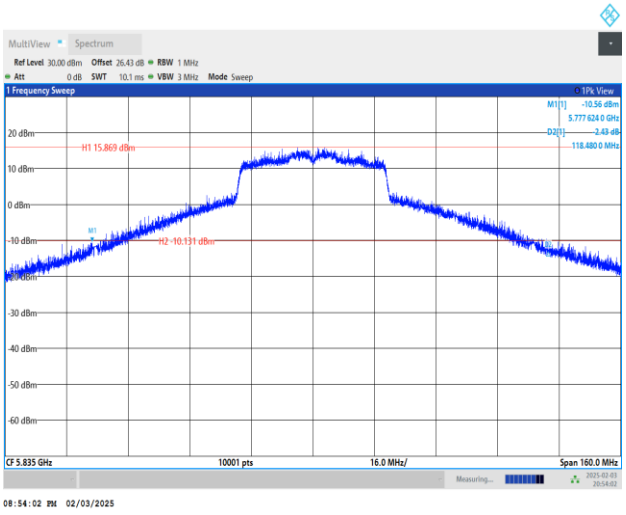 |
| **99% Occupied Bandwidth** | **N/A** |
| 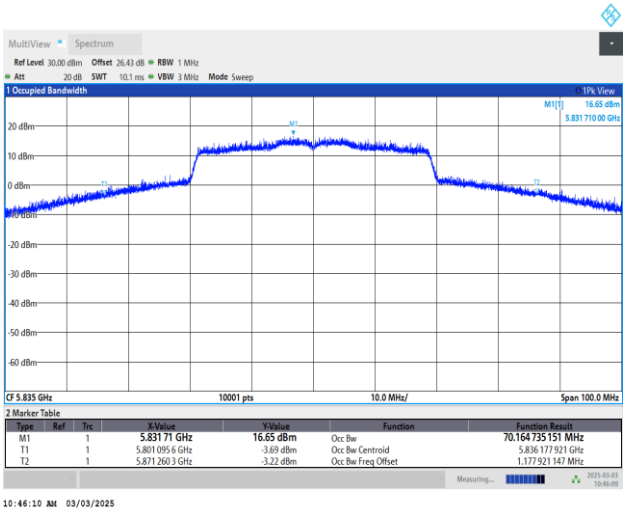 | |

Note: The occupied channel bandwidth is maintained within the band of operation.

**<802.11ax HE80>**

| 6dB Bandwidth | 26dB Bandwidth |
|---|---|
| 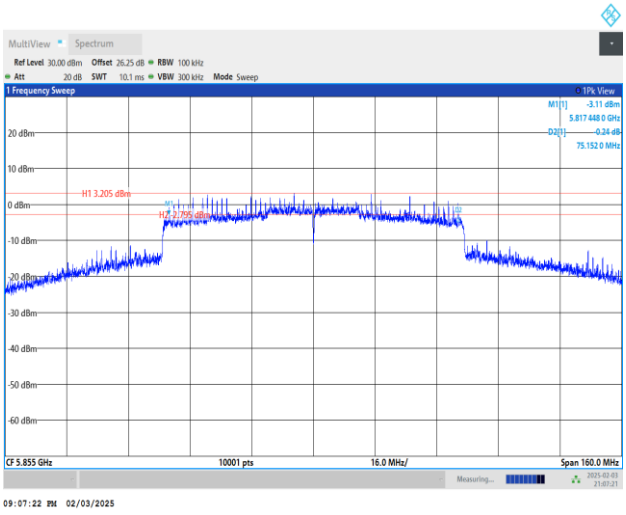 | 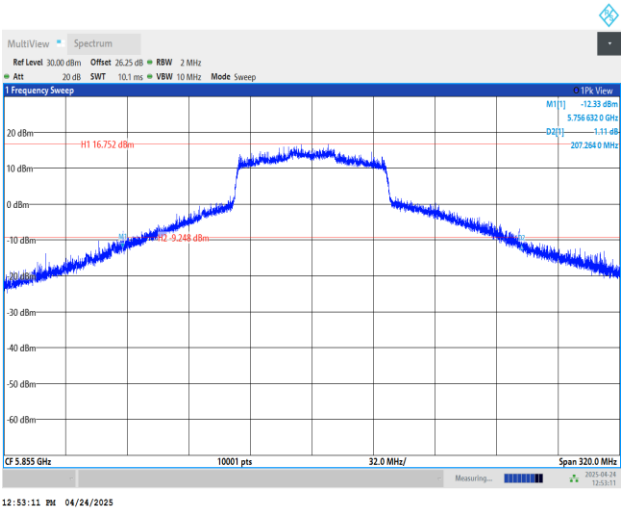 |
| **99% Occupied Bandwidth** | **N/A** |
| 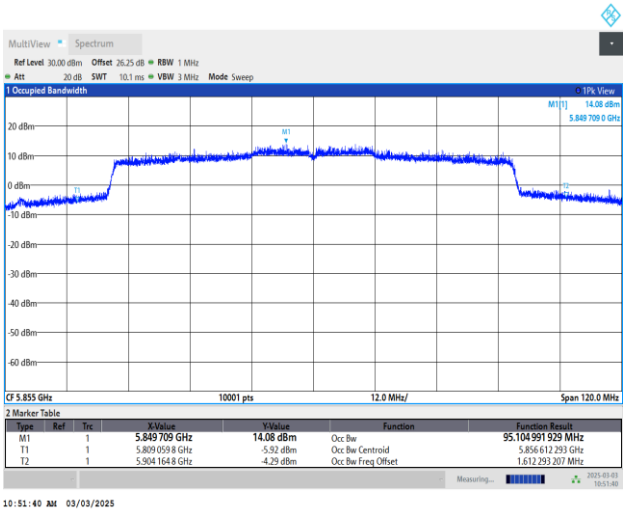 | |

Note: The occupied channel bandwidth is maintained within the band of operation.

## Test Result of Power Spectral Density

**<802.11a>**

**Maximum Power Density Plot (dBm/MHz)**

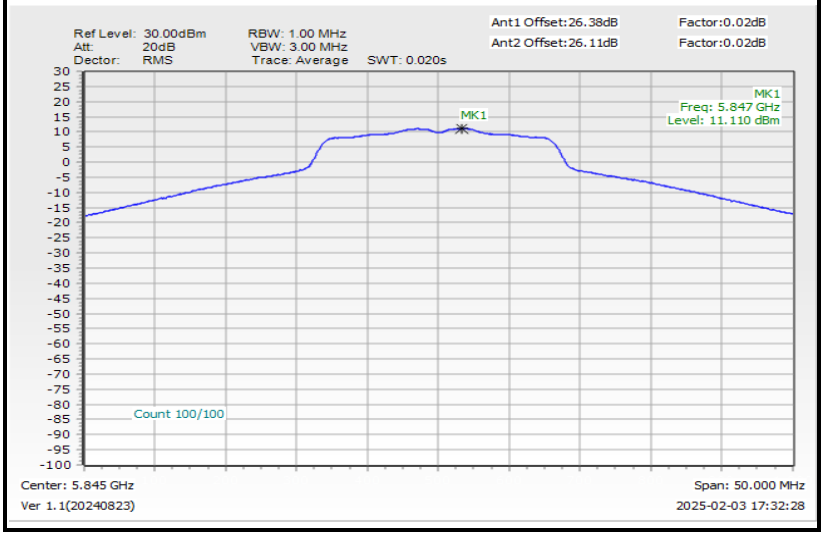


Remark: The test plot is showing a bin by bin combined result mathematically adds two traces.

| Maximum Power Density Plot Trace 1 (Ant 4) | Maximum Power Density Plot Trace 2 (Ant 3) |
|---|---|
| 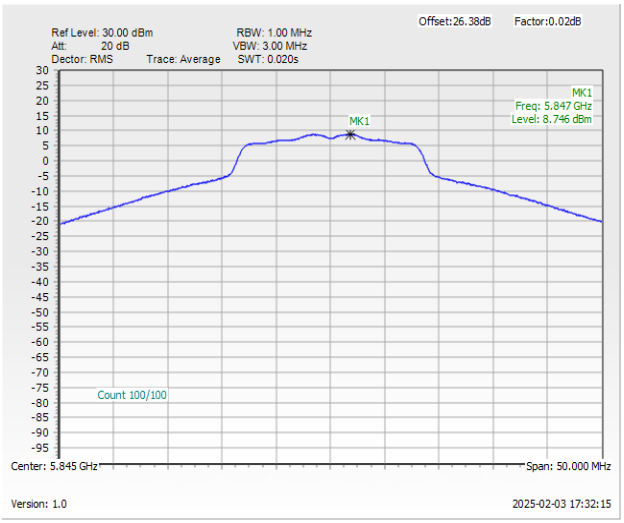 | 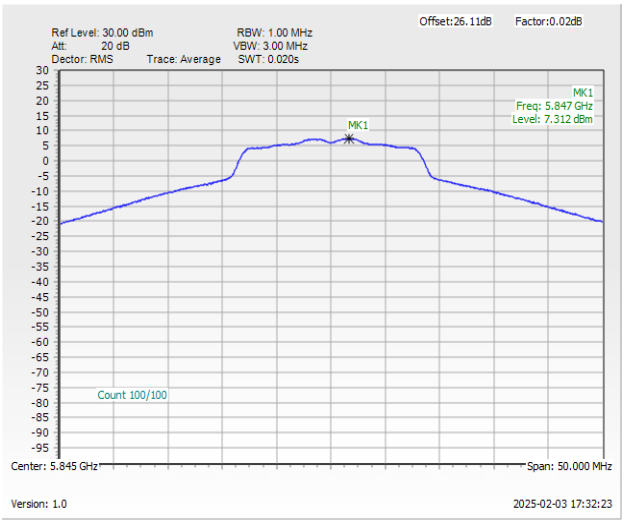 |

**<802.11ax HE20>**

**Maximum Power Density Plot (dBm/MHz)**

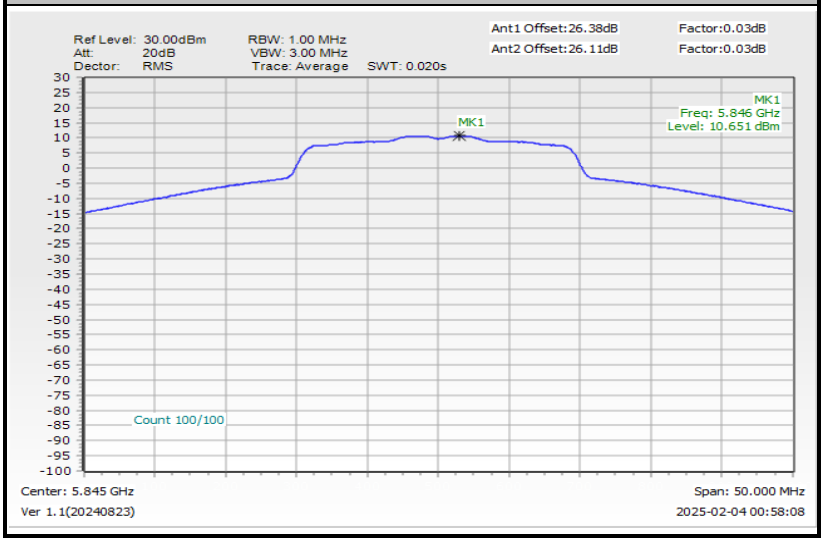


Remark: The test plot is showing a bin by bin combined result mathematically adds two traces.

| Maximum Power Density Plot Trace 1 (Ant 4) | Maximum Power Density Plot Trace 2 (Ant 3) |
|---|---|
| 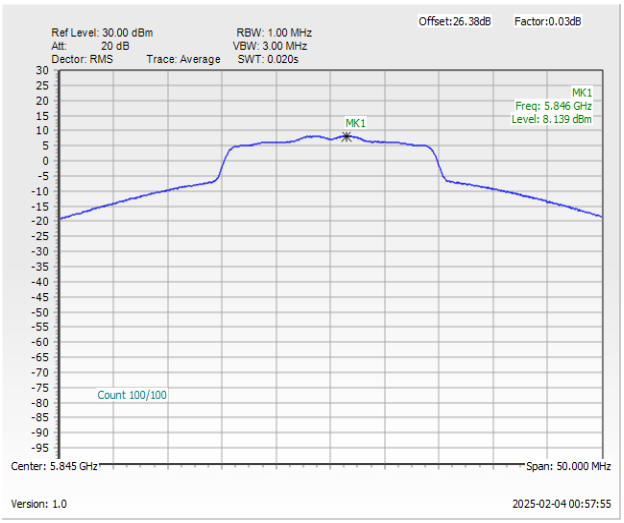 | 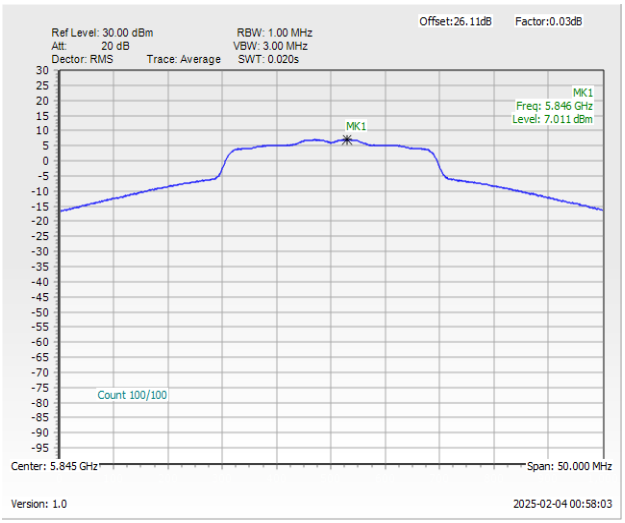 |

**<802.11ax HE40>**

**Maximum Power Density Plot (dBm/MHz)**

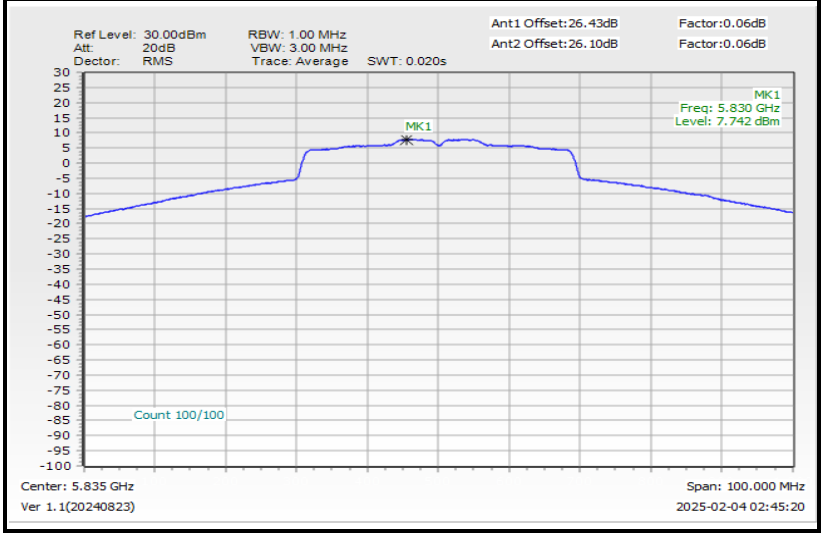


Remark: The test plot is showing a bin by bin combined result mathematically adds two traces.

| Maximum Power Density Plot Trace 1 (Ant 4) | Maximum Power Density Plot Trace 2 (Ant 3) |
|---|---|
| 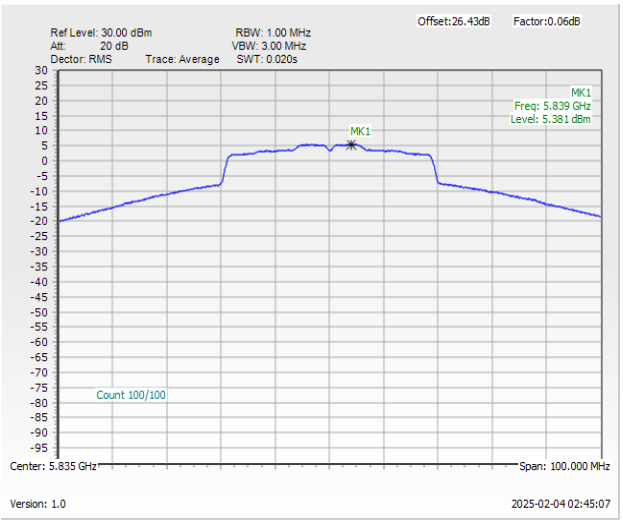 | 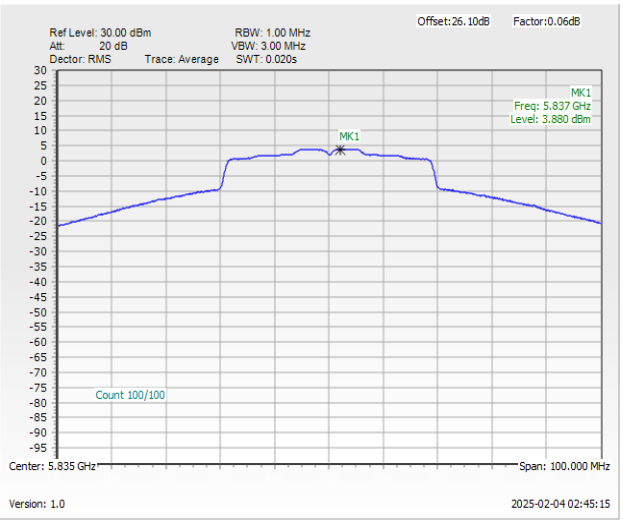 |

**<802.11ax HE80>**

**Maximum Power Density Plot (dBm/MHz)**

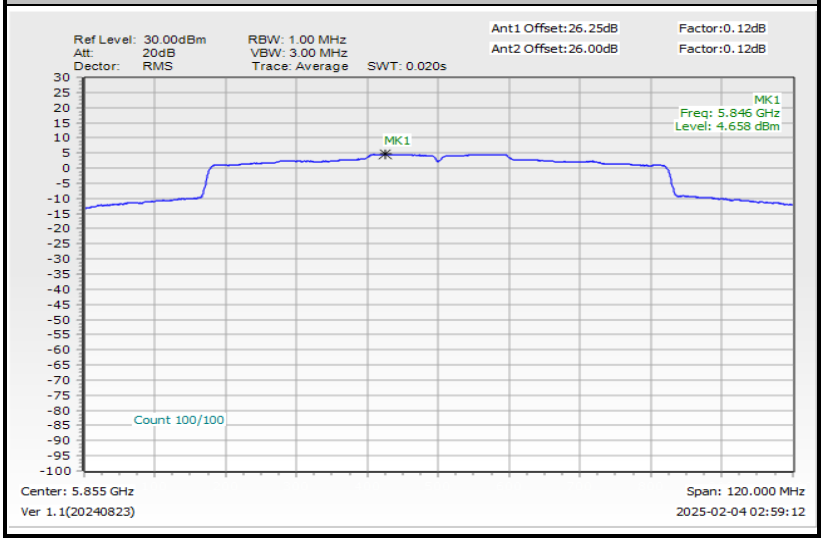


Remark: The test plot is showing a bin by bin combined result mathematically adds two traces.

| Maximum Power Density Plot Trace 1 (Ant 4) | Maximum Power Density Plot Trace 2 (Ant 3) |
|---|---|
| 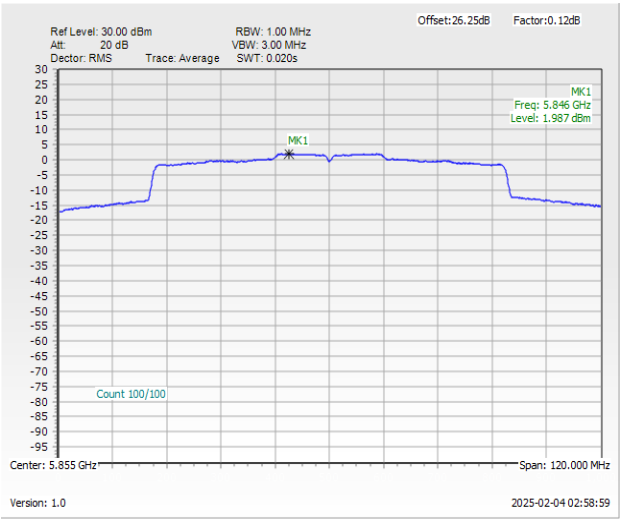 | 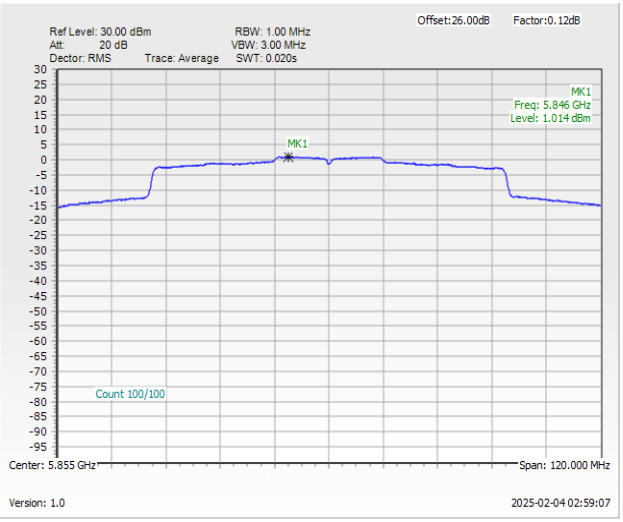 |

# Appendix B. AC Conducted Emission Test Results

| Test Engineer : | Louis Chung | Temperature : | 16.1~22.7℃ |
|---|---|---|---|
| | | Relative Humidity : | 45.9~48.9% |

## EUT Information

| | |
|---|---|
| Report NO : | 4N0919 |
| Test Mode : | Mode 1 |
| Test Voltage : | 120Vac/60Hz |
| Phase : | Line |

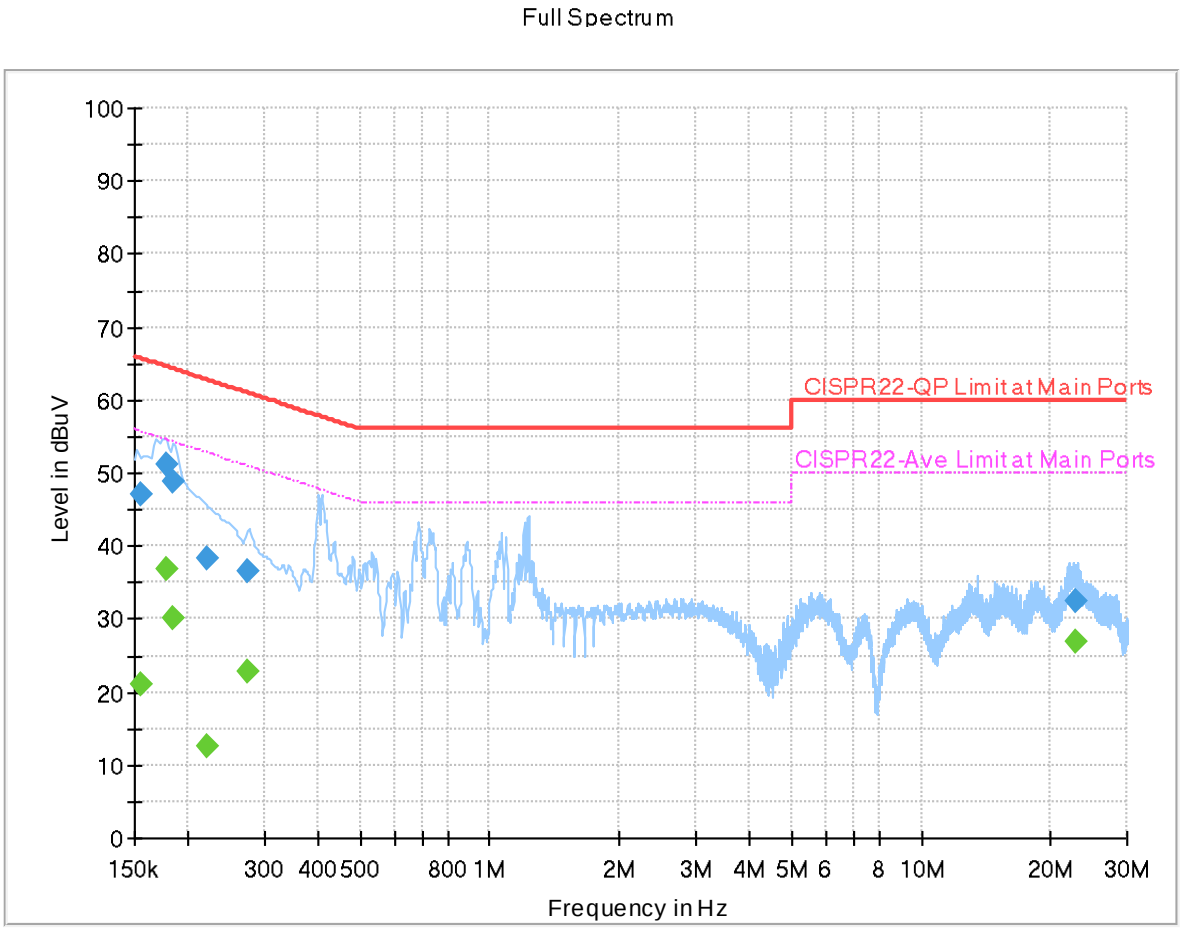


## Final_Result

| Frequency (MHz) | QuasiPeak (dBuV) | CAverage (dBuV) | Limit (dBuV) | Margin (dB) | Line | Filter | Corr. (dB) |
|---|---|---|---|---|---|---|---|
| 0.154500 | --- | 21.12 | 55.75 | 34.63 | L1 | OFF | 19.8 |
| 0.154500 | 47.17 | --- | 65.75 | 18.58 | L1 | OFF | 19.8 |
| 0.177000 | --- | 36.87 | 54.63 | 17.76 | L1 | OFF | 19.8 |
| 0.177000 | 51.08 | --- | 64.63 | 13.55 | L1 | OFF | 19.8 |
| 0.183750 | --- | 30.11 | 54.31 | 24.20 | L1 | OFF | 19.8 |
| 0.183750 | 48.85 | --- | 64.31 | 15.46 | L1 | OFF | 19.8 |
| 0.222000 | --- | 12.66 | 52.74 | 40.08 | L1 | OFF | 19.8 |
| 0.222000 | 38.43 | --- | 62.74 | 24.31 | L1 | OFF | 19.8 |
| 0.273750 | --- | 22.87 | 51.00 | 28.13 | L1 | OFF | 19.8 |
| 0.273750 | 36.51 | --- | 61.00 | 24.49 | L1 | OFF | 19.8 |
| 22.899750 | --- | 27.01 | 50.00 | 22.99 | L1 | OFF | 20.7 |
| 22.899750 | 32.39 | --- | 60.00 | 27.61 | L1 | OFF | 20.7 |

## EUT Information

| | |
|---|---|
| Report NO : | 4N0919 |
| Test Mode : | Mode 1 |
| Test Voltage : | 120Vac/60Hz |
| Phase : | Neutral |

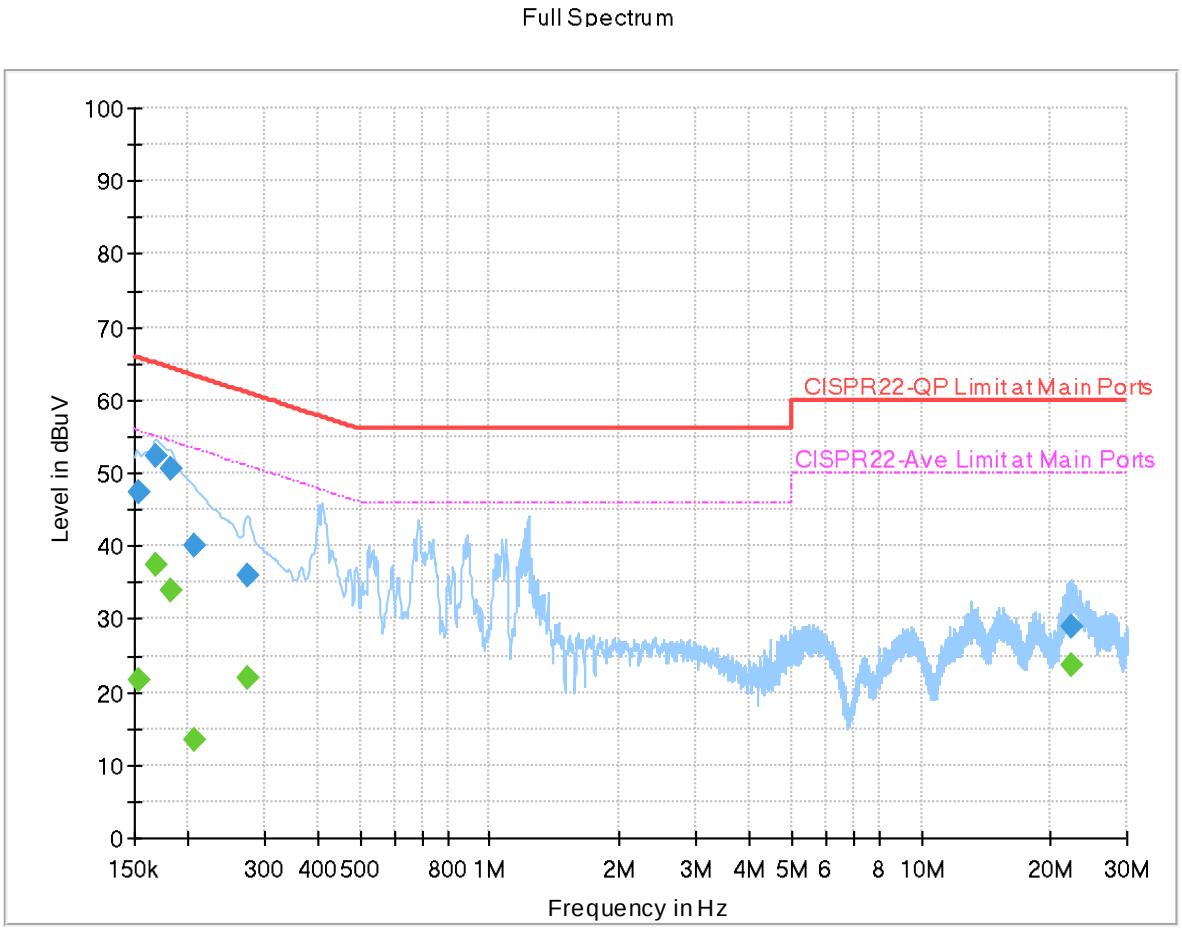


## Final_Result

| Frequency (MHz) | QuasiPeak (dBuV) | CAverage (dBuV) | Limit (dBuV) | Margin (dB) | Line | Filter | Corr. (dB) |
|---|---|---|---|---|---|---|---|
| 0.153420 | 47.40 | --- | 65.81 | 18.41 | N | OFF | 19.8 |
| 0.153420 | --- | 21.52 | 55.81 | 34.29 | N | OFF | 19.8 |
| 0.168765 | 52.28 | --- | 65.02 | 12.74 | N | OFF | 19.8 |
| 0.168765 | --- | 37.41 | 55.02 | 17.61 | N | OFF | 19.8 |
| 0.181860 | 50.54 | --- | 64.40 | 13.86 | N | OFF | 19.8 |
| 0.181860 | --- | 34.00 | 54.40 | 20.40 | N | OFF | 19.8 |
| 0.206250 | 40.10 | --- | 63.36 | 23.26 | N | OFF | 19.8 |
| 0.206250 | --- | 13.39 | 53.36 | 39.97 | N | OFF | 19.8 |
| 0.275775 | 36.07 | --- | 60.94 | 24.87 | N | OFF | 19.8 |
| 0.275775 | --- | 21.88 | 50.94 | 29.06 | N | OFF | 19.8 |
| 22.351920 | 29.04 | --- | 60.00 | 30.96 | N | OFF | 20.8 |
| 22.351920 | --- | 23.62 | 50.00 | 26.38 | N | OFF | 20.8 |

# Appendix C. Radiated Spurious Emission Test Data

| | | | |
|---|---|---|---|
| **Test Engineer :** | Ken Kuo, Tim Lee, and Wilson Wu | **Temperature :** | 21.7~23.5°C |
| | | **Relative Humidity :** | 55.2~62.4% |

**Note symbol**

| | |
|---|---|
| -L | **Low channel location** |
| -R | **High channel location** |

# C1. Radiated Spurious Emission Test Modes

| Mode | Band | Band (GHz) | Antenna | Modulation | Channel | Frequency | Data Rate | RU | Remark |
|---|---|---|---|---|---|---|---|---|---|
| Mode 61 | U-NII-4 | 5.85-5.895 | 4+3 | 802.11a | 169 | 5845 | 6Mbps | - | - |
| Mode 62 | U-NII-4 | 5.85-5.895 | 4+3 | 802.11a | 173 | 5865 | 6Mbps | - | - |
| Mode 63 | U-NII-4 | 5.85-5.895 | 4+3 | 802.11a | 177 | 5885 | 6Mbps | - | - |
| Mode 64 | U-NII-4 | 5.85-5.895 | 4+3 | 802.11ax HE20 | 169 | 5845 | MCS0 | Full RU | - |
| Mode 65 | U-NII-4 | 5.85-5.895 | 4+3 | 802.11ax HE20 | 169 | 5845 | MCS0 | Partial_26/0RU | - |
| Mode 66 | U-NII-4 | 5.85-5.895 | 4+3 | 802.11ax HE20 | 169 | 5845 | MCS0 | Partial_52/37RU | - |
| Mode 67 | U-NII-4 | 5.85-5.895 | 4+3 | 802.11ax HE20 | 169 | 5845 | MCS0 | Partial_106/53RU | - |
| Mode 68 | U-NII-4 | 5.85-5.895 | 4+3 | 802.11ax HE20 | 173 | 5865 | MCS0 | Full RU | - |
| Mode 69 | U-NII-4 | 5.85-5.895 | 4+3 | 802.11ax HE20 | 177 | 5885 | MCS0 | Full RU | - |
| Mode 70 | U-NII-4 | 5.85-5.895 | 4+3 | 802.11ax HE20 | 177 | 5885 | MCS0 | Partial_26/8RU | - |
| Mode 71 | U-NII-4 | 5.85-5.895 | 4+3 | 802.11ax HE20 | 177 | 5885 | MCS0 | Partial_52/40RU | - |

| Mode | Band | Band (GHz) | Antenna | Modulation | Channel | Frequency | Data Rate | RU | Remark |
|---|---|---|---|---|---|---|---|---|---|
| Mode 72 | U-NII-4 | 5.85-5.895 | 4+3 | 802.11ax HE20 | 177 | 5885 | MCS0 | Partial_106/54RU | - |
| Mode 73 | U-NII-4 | 5.85-5.895 | 4+3 | 802.11ax HE40 | 167 | 5835 | MCS0 | Full RU | - |
| Mode 74 | U-NII-4 | 5.85-5.895 | 4+3 | 802.11ax HE40 | 175 | 5875 | MCS0 | Full RU | - |
| Mode 75 | U-NII-4 | 5.85-5.895 | 4+3 | 802.11ax HE80 | 171 | 5855 | MCS0 | Full RU | - |
| Mode 78 | U-NII-4 | 5.85-5.895 | 4+3 | 802.11ax HE20 | 177 | 5885 | MCS0 | Partial_26/8RU | LF |
| Mode 81 | U-NII-4 | 5.85-5.895 | 4+3 | 802.11ax HE20 | 177 | 5885 | MCS0 | Partial_26/8RU | SHF |

# C2. Summary of each worse mode

| Mode | Modulation | Ch. | Freq. (MHz) | Level (dBuV/m) | Limit (dBuV/m) | Margin (dB) | Pol. | Peak Avg. | Result | RU | Remark |
|---|---|---|---|---|---|---|---|---|---|---|---|
| 61 | 802.11a | 169 | 5601.18 | 47.85 | 68.20 | -20.35 | H | Peak | Pass | - | Band Edge |
| | 802.11a | 169 | 11690.00 | 40.70 | 54.00 | -13.30 | V | Avg. | Pass | - | Harmonic |
| 62 | 802.11a | 173 | 5646.02 | 48.62 | 68.20 | -19.58 | H | Peak | Pass | - | Band Edge |
| | 802.11a | 173 | 17595.00 | 55.45 | 68.20 | -12.75 | H | Peak | Pass | - | Harmonic |
| 63 | 802.11a | 177 | 5899.00 | 88.86 | 107.26 | -18.40 | H | Avg. | Pass | - | Band Edge |
| | 802.11a | 177 | 17655.00 | 55.20 | 68.20 | -13.00 | H | Peak | Pass | - | Harmonic |
| 64 | 802.11ax HE20 | 169 | 5636.88 | 47.62 | 68.20 | -20.58 | H | Peak | Pass | Full RU | Band Edge |
| | 802.11ax HE20 | 169 | 11690.00 | 40.93 | 54.00 | -13.07 | V | Avg. | Pass | Full RU | Harmonic |
| 65 | 802.11ax HE20 | 169 | 5603.54 | 47.73 | 68.20 | -20.47 | H | Peak | Pass | Partial_26/0RU | Band Edge |
| | 802.11ax HE20 | 169 | 11690.00 | 41.05 | 54.00 | -12.95 | H | Avg. | Pass | Partial_26/0RU | Harmonic |
| 66 | 802.11ax HE20 | 169 | 5631.86 | 47.68 | 68.20 | -20.52 | H | Peak | Pass | Partial_52/37RU | Band Edge |

| Mode | Modulation | Ch. | Freq. (MHz) | Level (dBuV/m) | Limit (dBuV/m) | Margin (dB) | Pol. | Peak Avg. | Result | RU | Remark |
|---|---|---|---|---|---|---|---|---|---|---|---|
| 66 | 802.11ax HE20 | 169 | 11690.00 | 41.01 | 54.00 | -12.99 | V | Avg. | Pass | Partial_52/37RU | Harmonic |
| 67 | 802.11ax HE20 | 169 | 5624.19 | 47.94 | 68.20 | -20.26 | H | Peak | Pass | Partial_106/53RU | Band Edge |
| | 802.11ax HE20 | 169 | 11690.00 | 40.96 | 54.00 | -13.04 | V | Avg. | Pass | Partial_106/53RU | Harmonic |
| 68 | 802.11ax HE20 | 173 | 5640.71 | 47.67 | 68.20 | -20.53 | V | Peak | Pass | Full RU | Band Edge |
| | 802.11ax HE20 | 173 | 17595.00 | 56.19 | 68.20 | -12.01 | H | Peak | Pass | Full RU | Harmonic |
| 69 | 802.11ax HE20 | 177 | 5649.56 | 47.59 | 68.20 | -20.61 | H | Peak | Pass | Full RU | Band Edge |
| | 802.11ax HE20 | 177 | 17655.00 | 55.25 | 68.20 | -12.95 | H | Peak | Pass | Full RU | Harmonic |
| 70 | 802.11ax HE20 | 177 | 5927.00 | 85.79 | 88.20 | -2.41 | H | Avg. | Pass | Partial_26/8RU | Band Edge |
| | 802.11ax HE20 | 177 | - | - | - | - | - | - | - | Partial_26/8RU | Harmonic |
| 71 | 802.11ax HE20 | 177 | 5895.25 | 97.79 | 110.02 | -12.23 | H | Avg. | Pass | Partial_52/40RU | Band Edge |
| | 802.11ax HE20 | 177 | - | - | - | - | - | - | - | Partial_52/40RU | Harmonic |

| Mode | Modulation | Ch. | Freq. (MHz) | Level (dBuV/m) | Limit (dBuV/m) | Margin (dB) | Pol. | Peak Avg. | Result | RU | Remark |
|---|---|---|---|---|---|---|---|---|---|---|---|
| 72 | 802.11ax HE20 | 177 | 5895.25 | 96.62 | 110.02 | -13.40 | H | Avg. | Pass | Partial_106/54RU | Band Edge |
| | 802.11ax HE20 | 177 | - | - | - | - | - | - | - | Partial_106/54RU | Harmonic |
| 73 | 802.11ax HE40 | 167 | 5646.32 | 55.64 | 68.20 | -12.56 | H | Peak | Pass | Full RU | Band Edge |
| | 802.11ax HE40 | 167 | 17505.00 | 55.94 | 68.20 | -12.26 | H | Peak | Pass | Full RU | Harmonic |
| 74 | 802.11ax HE40 | 175 | 5924.25 | 76.88 | 88.75 | -11.87 | H | Avg. | Pass | Full RU | Band Edge |
| | 802.11ax HE40 | 175 | 17625.00 | 55.84 | 68.20 | -12.36 | V | Peak | Pass | Full RU | Harmonic |
| 75 | 802.11ax HE80 | 171 | 5648.68 | 63.58 | 68.20 | -4.62 | H | Peak | Pass | Full RU | Band Edge |
| | 802.11ax HE80 | 171 | 11710.00 | 41.44 | 54.00 | -12.56 | V | Avg. | Pass | Full RU | Harmonic |
| 78 | LF | 177 | 55.22 | 34.83 | 40.00 | -5.17 | V | QP | Pass | - | LF |
| 81 | SHF | 177 | 39494.00 | 45.10 | 54.00 | -8.90 | V | Avg. | Pass | - | SHF |

| Mode | 61 | |
|---|---|---|
| | Band Edge - L | |
| | U-NII-4_5.85-5.895_802.11a_CH169_5845MHz | |
| ANT | 4+3 | |
| Pol. | Horizontal | Fundamental |
| Peak | 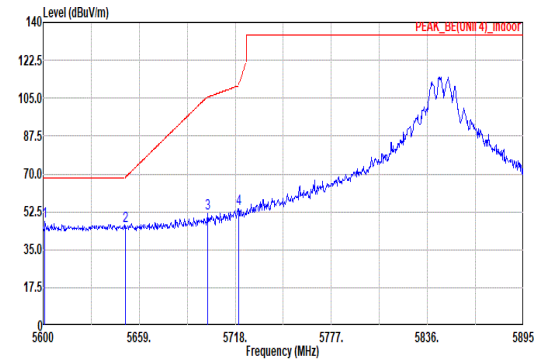 <br>Site : 03CH20-HY<br>Condition: PEAK_BE(UNII 4)_indoor 3m HF_9120D_02360_241101 HORIZONTAL<br>: RBW:1000.000kHz VBW:3000.000kHz SWT:Auto<br><br>Freq Level Limit Line Margin Read Level Ant Factor Cable Loss Preamp Factor Aux Factor APos TPos Remark<br>MHz dBuV/m dBuV/m dB dBuV dB/m dB dB dB cm deg<br>1 5601.18 47.85 68.20 -20.35 39.42 33.00 13.34 37.91 0.00 251 62 PEAK<br>2 5650.74 46.12 68.75 -22.63 37.42 33.21 13.41 37.92 0.00 251 62 PEAK<br>3 5701.19 51.52 105.53 -54.01 42.36 33.60 13.48 37.92 0.00 251 62 PEAK<br>4 5720.07 54.06 110.95 -56.89 44.84 33.64 13.50 37.92 0.00 251 62 PEAK | 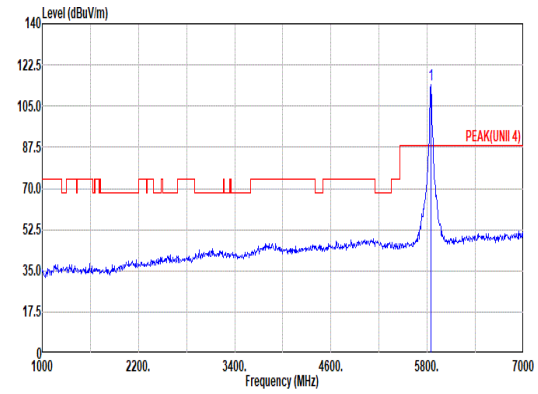 <br>Site : 03CH20-HY<br>Condition: PEAK(UNII 4) 3m HF_9120D_02360_241101 HORIZONTAL<br>: RBW:1000.000kHz VBW:3000.000kHz SWT:Auto<br><br>Freq Level Limit Line Margin Read Level Ant Factor Cable Loss Preamp Factor Aux Factor APos TPos Remark<br>MHz dBuV/m dBuV/m dB dBuV dB/m dB dB dB cm deg<br>1 5845.00 114.30 ------ ------ 104.28 34.27 13.67 37.92 0.00 251 62 PEAK |
| Avg | Blank | 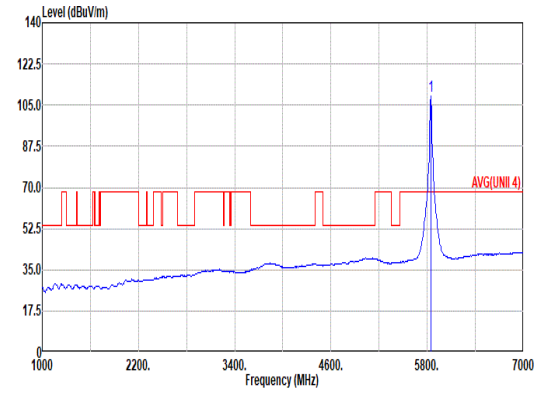 <br>Site : 03CH20-HY<br>Condition: AVG(UNII 4) 3m HF_9120D_02360_241101 HORIZONTAL<br>: RBW:1000.000kHz VBW:0.010kHz SWT:Auto<br><br>Freq Level Limit Line Margin Read Level Ant Factor Cable Loss Preamp Factor Aux Factor APos TPos Remark<br>MHz dBuV/m dBuV/m dB dBuV dB/m dB dB dB cm deg<br>1 5845.00 108.59 ------ ------ 98.57 34.27 13.67 37.92 0.00 251 62 AVERAGE |

| Mode | 61 | |
|---|---|---|
| | Band Edge - R | |
| | U-NII-4_5.85-5.895_802.11a_CH169_5845MHz | |
| ANT | 4+3 | |
| Pol. | Horizontal | Fundamental |
| Peak | 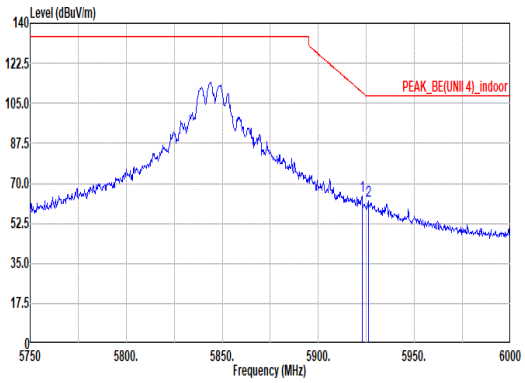 <br>Site : 03CH20-HY<br>Condition: PEAK_BE(UNII 4)_indoor 3m HF_9120D_02360_241101 HORIZONTAL<br>: RBW:1000.000kHz VBW:3000.000kHz SWT:Auto<br><br>Freq Level Limit Line Margin Read Level Ant Factor Cable Loss Preamp Factor Aux Factor APos TPos Remark<br>MHz dBuV/m dBuV/m dB dBuV dB/m dB dB dB cm deg<br>1 5922.75 64.34 109.85 -45.51 54.19 34.30 13.78 37.93 0.00 251 62 PEAK<br>2 5926.00 62.12 108.20 -46.08 51.97 34.30 13.78 37.93 0.00 251 62 PEAK | Blank |
| Avg | 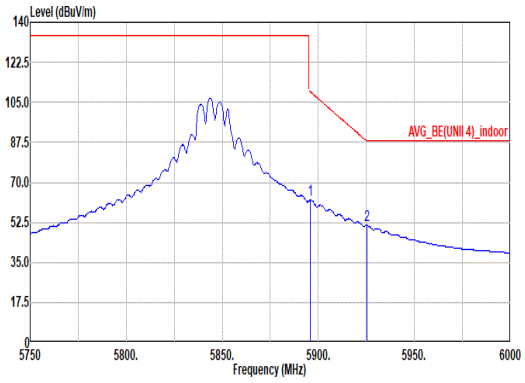 <br>Site : 03CH20-HY<br>Condition: AVG_BE(UNII 4)_indoor 3m HF_9120D_02360_241101 HORIZONTAL<br>: RBW:1000.000kHz VBW:0.010kHz SWT:Auto<br><br>Freq Level Limit Line Margin Read Level Ant Factor Cable Loss Preamp Factor Aux Factor APos TPos Remark<br>MHz dBuV/m dBuV/m dB dBuV dB/m dB dB dB cm deg<br>1 5896.00 62.23 109.46 -47.23 52.12 34.30 13.74 37.93 0.00 251 62 AVERAGE<br>2 5925.25 51.23 88.20 -36.97 41.08 34.30 13.78 37.93 0.00 251 62 AVERAGE | Blank |

| Mode | 61 | |
|---|---|---|
| | Band Edge - L | |
| | U-NII-4_5.85-5.895_802.11a_CH169_5845MHz | |
| ANT | 4+3 | |
| Pol. | Vertical | Fundamental |
| Peak | 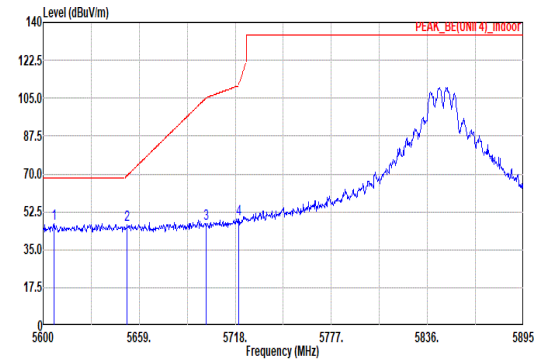 <br>Site : 03CH20-HY<br>Condition: PEAK_BE(UNII 4)_indoor 3m HF_9120D_02360_241101 VERTICAL<br>: RBW:1000.000kHz VBW:3000.000kHz SWT:Auto<br><br>Freq Level Limit Line Margin Read Level Ant Factor Cable Loss Preamp Factor Aux Factor APos TPos Remark<br>MHz dBuV/m dBuV/m dB dBuV dB/m dB dB dB cm deg<br>1 5606.79 47.22 68.20 -20.98 38.75 33.03 13.35 37.91 0.00 384 360 PEAK<br>2 5651.63 46.50 69.41 -22.91 37.80 33.21 13.41 37.92 0.00 384 360 PEAK<br>3 5700.01 47.16 105.20 -58.04 38.00 33.60 13.48 37.92 0.00 384 360 PEAK<br>4 5720.07 48.90 110.95 -62.05 39.68 33.64 13.50 37.92 0.00 384 360 PEAK | 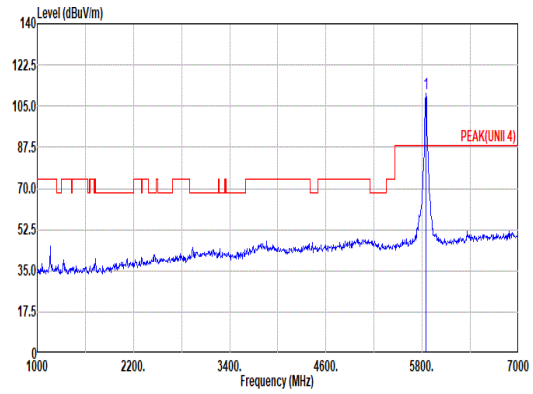 <br>Site : 03CH20-HY<br>Condition: PEAK(UNII 4) 3m HF_9120D_02360_241101 VERTICAL<br>: RBW:1000.000kHz VBW:3000.000kHz SWT:Auto<br><br>Freq Level Limit Line Margin Read Level Ant Factor Cable Loss Preamp Factor Aux Factor APos TPos Remark<br>MHz dBuV/m dBuV/m dB dBuV dB/m dB dB dB cm deg<br>1 5845.00 110.24 ------ ------ 100.20 34.29 13.67 37.92 0.00 384 360 PEAK |
| Avg | Blank | 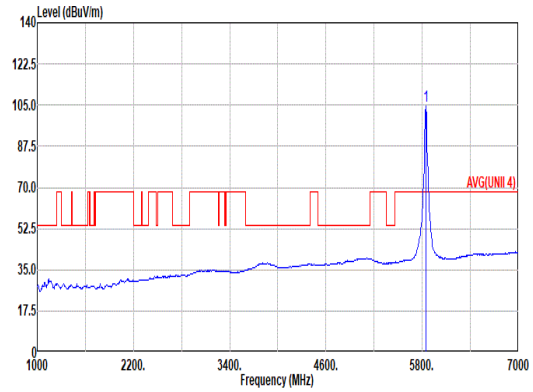 <br>Site : 03CH20-HY<br>Condition: AVG(UNII 4) 3m HF_9120D_02360_241101 VERTICAL<br>: RBW:1000.000kHz VBW:0.010kHz SWT:Auto<br><br>Freq Level Limit Line Margin Read Level Ant Factor Cable Loss Preamp Factor Aux Factor APos TPos Remark<br>MHz dBuV/m dBuV/m dB dBuV dB/m dB dB dB cm deg<br>1 5845.00 104.64 ------ ------ 94.62 34.27 13.67 37.92 0.00 384 360 AVERAGE |

| Mode | 61 | |
|---|---|---|
| | Band Edge - R | |
| | U-NII-4_5.85-5.895_802.11a_CH169_5845MHz | |
| ANT | 4+3 | |
| Pol. | Vertical | Fundamental |
| Peak | 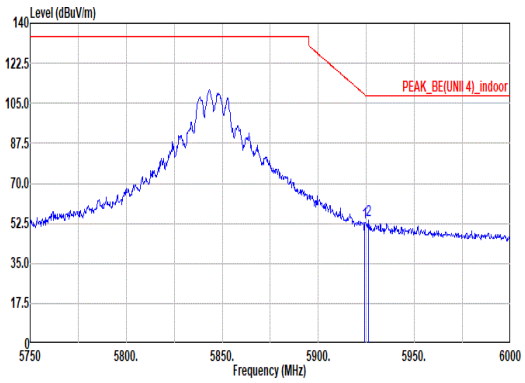 <br>Site : 03CH20-HY<br>Condition: PEAK_BE(UNII 4)_indoor 3m HF_9120D_02360_241101 VERTICAL<br>: RBW:1000.000kHz VBW:3000.000kHz SWT:Auto<br><br>Freq Level Limit Line Margin Read Level Ant Factor Cable Loss Preamp Factor Aux Factor APos TPos Remark<br>MHz dBuV/m dBuV/m dB dBuV dB/m dB dB dB cm deg<br>1 5924.25 52.86 108.75 -55.89 42.71 34.30 13.78 37.93 0.00 384 360 PEAK<br>2 5926.00 54.02 108.20 -54.18 43.87 34.30 13.78 37.93 0.00 384 360 PEAK | Blank |
| Avg | 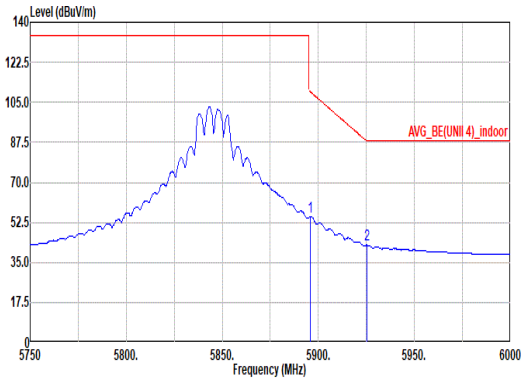 <br>Site : 03CH20-HY<br>Condition: AVG_BE(UNII 4)_indoor 3m HF_9120D_02360_241101 VERTICAL<br>: RBW:1000.000kHz VBW:0.010kHz SWT:Auto<br><br>Freq Level Limit Line Margin Read Level Ant Factor Cable Loss Preamp Factor Aux Factor APos TPos Remark<br>MHz dBuV/m dBuV/m dB dBuV dB/m dB dB dB cm deg<br>1 5895.75 55.07 109.65 -54.58 44.96 34.30 13.74 37.93 0.00 384 360 AVERAGE<br>2 5925.25 42.62 88.20 -45.58 32.47 34.30 13.78 37.93 0.00 384 360 AVERAGE | Blank |

| Mode | 61 | |
|---|---|---|
| | Harmonic | |
| | U-NII-4_5.85-5.895_802.11a_CH169_5845MHz | |
| ANT | 4+3 | |
| Pol. | Horizontal | Vertical |
| Peak<br>Avg | 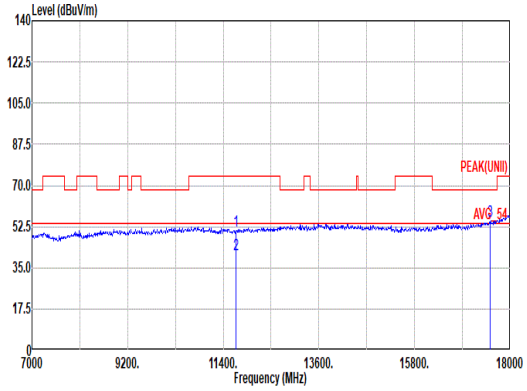 <br><br>Site : 03CH20-HY<br>Condition: PEAK(UNII) 3m HF_9120D_02360_241101 HORIZONTAL<br><br>Freq Level Limit Line Margin Read Level Ant Factor Cable Loss Preamp Factor Aux Factor APos TPos Remark<br>MHz dBuV/m dBuV/m dB dBuV dB/m dB dB dB cm deg<br>1 11690.00 50.86 74.00 -23.14 34.59 38.62 19.58 42.63 0.70 100 6 PEAK<br>2 11690.00 40.50 54.00 -13.50 24.23 38.62 19.58 42.63 0.70 100 6 AVERAGE<br>3 17535.00 54.80 68.20 -13.40 34.41 40.41 24.20 44.87 0.65 -- -- PEAK | 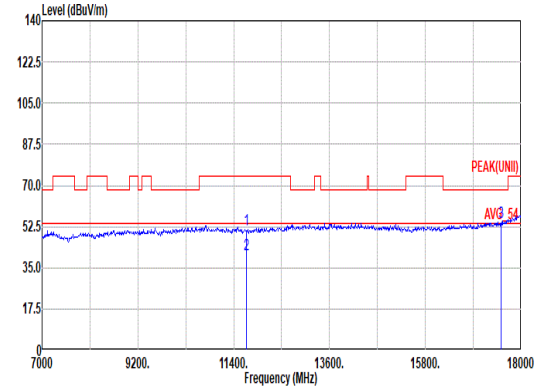 <br><br>Site : 03CH20-HY<br>Condition: PEAK(UNII) 3m HF_9120D_02360_241101 VERTICAL<br><br>Freq Level Limit Line Margin Read Level Ant Factor Cable Loss Preamp Factor Aux Factor APos TPos Remark<br>MHz dBuV/m dBuV/m dB dBuV dB/m dB dB dB cm deg<br>1 11690.00 51.17 74.00 -22.83 34.90 38.62 19.58 42.63 0.70 255 1 PEAK<br>2 11690.00 40.70 54.00 -13.30 24.43 38.62 19.58 42.63 0.70 255 1 AVERAGE<br>3 17535.00 54.32 68.20 -13.88 33.93 40.41 24.20 44.87 0.65 -- -- PEAK |

| Mode | 61 | |
|---|---|---|
| | Harmonic | |
| | U-NII-4_5.85-5.895_802.11a_CH169_5845MHz | |
| ANT | 4+3 | |
| Pol. | Horizontal | Vertical |
| 17.7G ~18G Avg | 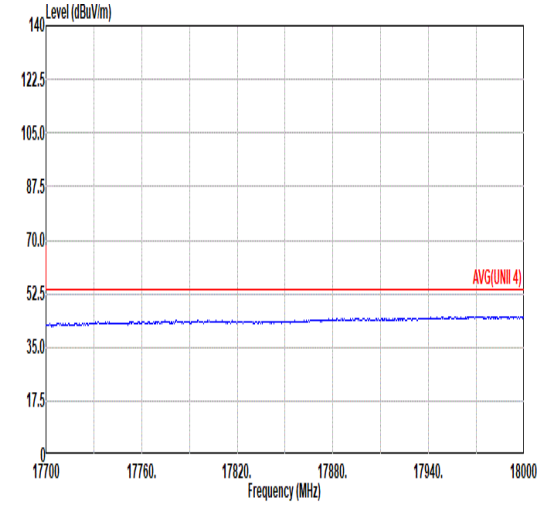 <br>Site : 03CH20-HY<br>Condition: AVG(UNII 4) 3m HF_9120D_02360_241101 HORIZONTAL | 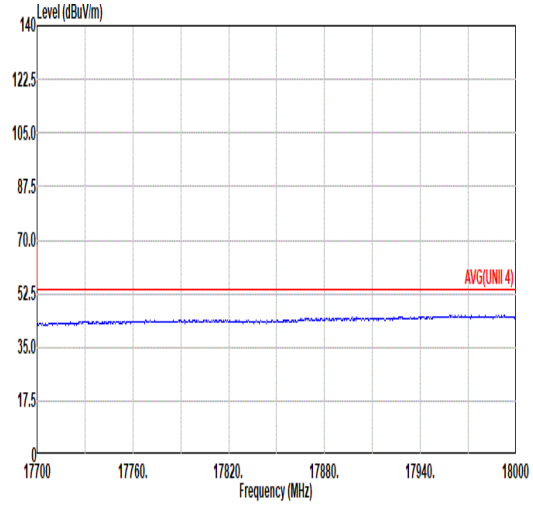 <br>Site : 03CH20-HY<br>Condition: AVG(UNII 4) 3m HF_9120D_02360_241101 VERTICAL |

| Mode | 62 | |
|---|---|---|
| | Band Edge - L | |
| | U-NII-4_5.85-5.895_802.11a_CH173_5865MHz | |
| ANT | 4+3 | |
| Pol. | Horizontal | Fundamental |
| Peak | 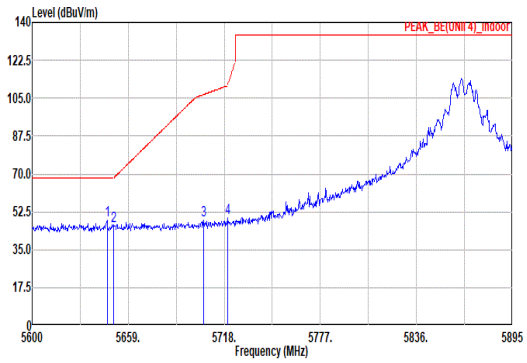 <br>Site : 03CH20-HY<br>Condition: PEAK_BE(UNII 4)_indoor 3m HF_9120D_02360_241101 HORIZONTAL<br>: RBW:1000.000kHz VBW:3000.000kHz SWT:Auto<br><br>Freq Level Limit Line Margin Read Level Ant Factor Cable Loss Preamp Factor Aux Factor APos TPos Remark<br>MHz dBuV/m dBuV/m dB dBuV dB/m dB dB dB cm deg<br>1 5646.02 48.62 68.20 -19.58 39.96 33.18 13.40 37.92 0.00 242 57 PEAK<br>2 5650.15 46.11 68.31 -22.20 37.42 33.20 13.41 37.92 0.00 242 57 PEAK<br>3 5705.32 48.78 106.69 -57.91 39.61 33.61 13.48 37.92 0.00 242 57 PEAK<br>4 5720.07 49.62 110.95 -61.33 40.40 33.64 13.50 37.92 0.00 242 57 PEAK | 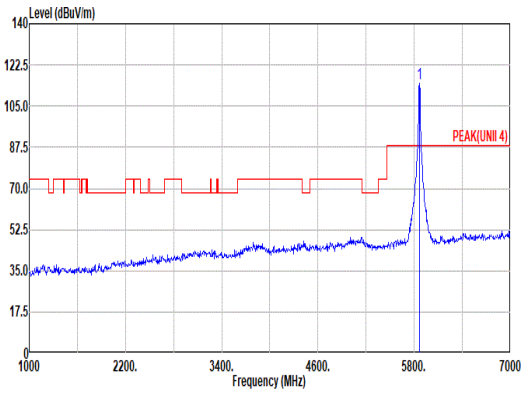 <br>Site : 03CH20-HY<br>Condition: PEAK(UNII 4) 3m HF_9120D_02360_241101 HORIZONTAL<br>: RBW:1000.000kHz VBW:3000.000kHz SWT:Auto<br><br>Freq Level Limit Line Margin Read Level Ant Factor Cable Loss Preamp Factor Aux Factor APos TPos Remark<br>MHz dBuV/m dBuV/m dB dBuV dB/m dB dB dB cm deg<br>1 5865.00 114.66 ------ ------ 104.58 34.30 13.70 37.92 0.00 242 57 PEAK |
| Avg | Blank | 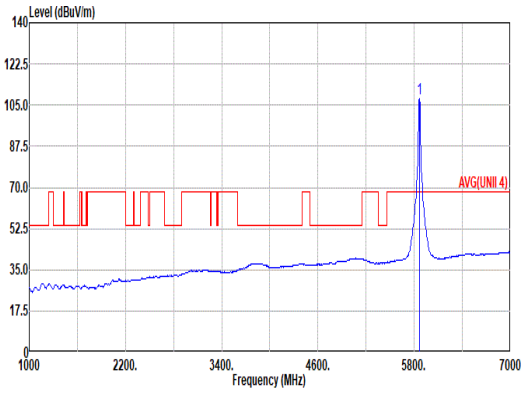 <br>Site : 03CH20-HY<br>Condition: AVG(UNII 4) 3m HF_9120D_02360_241101 HORIZONTAL<br>: RBW:1000.000kHz VBW:0.010kHz SWT:Auto<br><br>Freq Level Limit Line Margin Read Level Ant Factor Cable Loss Preamp Factor Aux Factor APos TPos Remark<br>MHz dBuV/m dBuV/m dB dBuV dB/m dB dB dB cm deg<br>1 5865.00 107.77 ------ ------ 97.69 34.30 13.70 37.92 0.00 242 57 AVERAGE |

| Mode | 62 | |
|---|---|---|
| | Band Edge - R | |
| | U-NII-4_5.85-5.895_802.11a_CH173_5865MHz | |
| ANT | 4+3 | |
| Pol. | Horizontal | Fundamental |
| Peak | 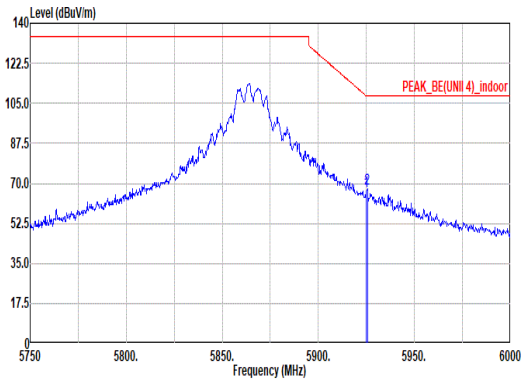 <br>Site : 03CH20-HY<br>Condition: PEAK_BE(UNII 4)_indoor 3m HF_9120D_02360_241101 HORIZONTAL<br>: RBW:1000.000kHz VBW:3000.000kHz SWT:Auto<br><br>Limit Read Ant Cable Preamp Aux APos TPos<br>Freq Level Line Margin Level Factor Loss Factor Factor Remark<br>MHz dBuV/m dBuV/m dB dBuV dB/m dB dB dB cm deg<br>1 5924.75 66.36 108.38 -42.02 56.21 34.30 13.78 37.93 0.00 242 57 PEAK<br>2 5925.50 67.76 108.20 -40.44 57.61 34.30 13.78 37.93 0.00 242 57 PEAK | Blank |
| Avg | 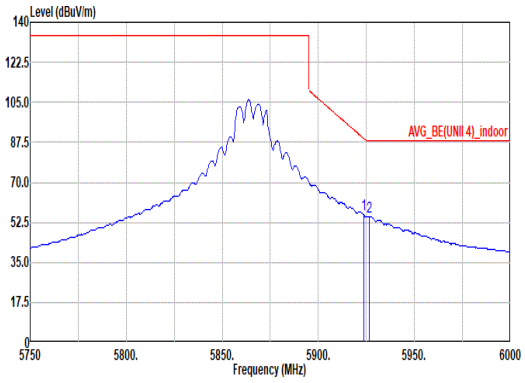 <br>Site : 03CH20-HY<br>Condition: AVG_BE(UNII 4)_indoor 3m HF_9120D_02360_241101 HORIZONTAL<br>: RBW:1000.000kHz VBW:0.010kHz SWT:Auto<br><br>Limit Read Ant Cable Preamp Aux APos TPos<br>Freq Level Line Margin Level Factor Loss Factor Factor Remark<br>MHz dBuV/m dBuV/m dB dBuV dB/m dB dB dB cm deg<br>1 5923.50 56.05 89.30 -33.25 45.90 34.30 13.78 37.93 0.00 242 57 AVERAGE<br>2 5926.50 55.18 88.20 -33.02 45.03 34.30 13.78 37.93 0.00 242 57 AVERAGE | Blank |

| Mode | 62 | |
|---|---|---|
| | Band Edge - L | |
| | U-NII-4_5.85-5.895_802.11a_CH173_5865MHz | |
| ANT | 4+3 | |
| Pol. | Vertical | Fundamental |
| Peak | 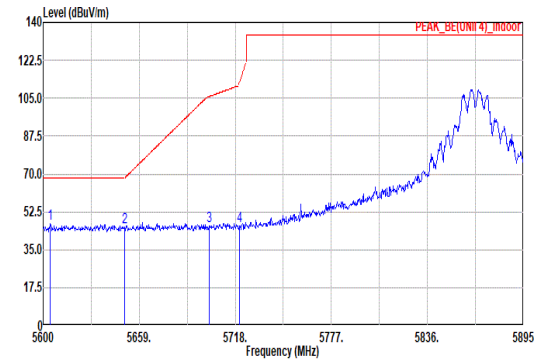 <br>Site : 03CH20-HY<br>Condition: PEAK_BE(UNII 4)_indoor 3m HF_9120D_02360_241101 VERTICAL<br>: RBW:1000.000kHz VBW:3000.000kHz SWT:Auto<br><br>Freq Level Limit Line Margin Read Level Ant Factor Cable Loss Preamp Factor Aux Factor APos TPos Remark<br>MHz dBuV/m dBuV/m dB dBuV dB/m dB dB dB cm deg<br>1 5604.43 47.05 68.20 -21.15 38.59 33.02 13.35 37.91 0.00 398 360 PEAK<br>2 5650.15 45.45 68.31 -22.86 36.76 33.20 13.41 37.92 0.00 398 360 PEAK<br>3 5701.78 46.15 105.70 -59.55 36.99 33.60 13.48 37.92 0.00 398 360 PEAK<br>4 5720.66 46.20 112.29 -66.09 36.98 33.64 13.50 37.92 0.00 398 360 PEAK | 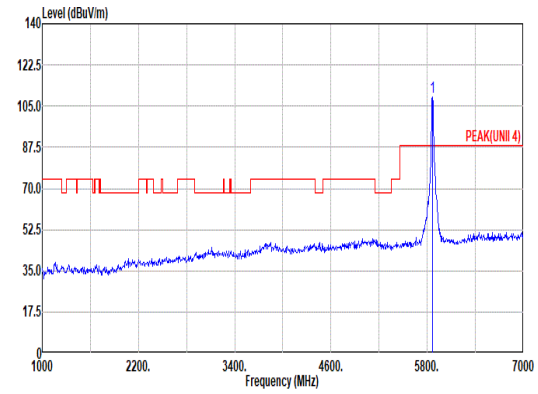 <br>Site : 03CH20-HY<br>Condition: PEAK(UNII 4) 3m HF_9120D_02360_241101 VERTICAL<br>: RBW:1000.000kHz VBW:3000.000kHz SWT:Auto<br><br>Freq Level Limit Line Margin Read Level Ant Factor Cable Loss Preamp Factor Aux Factor APos TPos Remark<br>MHz dBuV/m dBuV/m dB dBuV dB/m dB dB dB cm deg<br>1 5865.00 108.65 ------ ------ 98.57 34.30 13.70 37.92 0.00 398 360 PEAK |
| Avg | Blank | 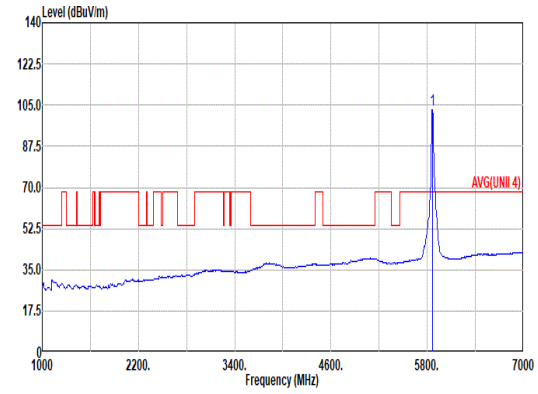 <br>Site : 03CH20-HY<br>Condition: AVG(UNII 4) 3m HF_9120D_02360_241101 VERTICAL<br>: RBW:1000.000kHz VBW:0.010kHz SWT:Auto<br><br>Freq Level Limit Line Margin Read Level Ant Factor Cable Loss Preamp Factor Aux Factor APos TPos Remark<br>MHz dBuV/m dBuV/m dB dBuV dB/m dB dB dB cm deg<br>1 5865.00 103.20 ------ ------ 93.12 34.30 13.70 37.92 0.00 398 360 AVERAGE |

| Mode | 62 | |
|---|---|---|
| | Band Edge - R | |
| | U-NII-4_5.85-5.895_802.11a_CH173_5865MHz | |
| ANT | 4+3 | |
| Pol. | Vertical | Fundamental |
| Peak | 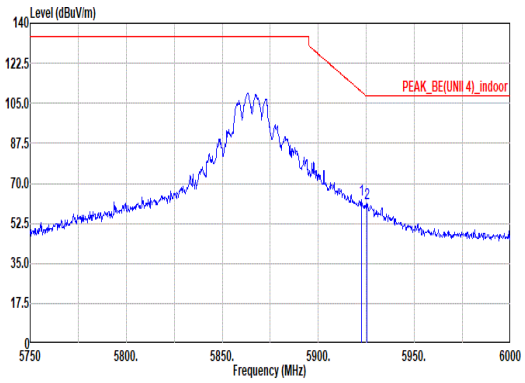 <br>Site : 03CH20-HY<br>Condition: PEAK_BE(UNII 4)_indoor 3m HF_9120D_02360_241101 VERTICAL<br>: RBW:1000.000kHz VBW:3000.000kHz SWT:Auto<br><br>Freq Level Limit Line Margin Read Level Ant Factor Cable Loss Preamp Factor Aux Factor APos TPos Remark<br>MHz dBuV/m dBuV/m dB dBuV dB/m dB dB dB cm deg<br>1 5922.50 62.62 110.03 -47.41 52.47 34.30 13.78 37.93 0.00 398 360 PEAK<br>2 5925.25 61.44 108.20 -46.76 51.29 34.30 13.78 37.93 0.00 398 360 PEAK | Blank |
| Avg | 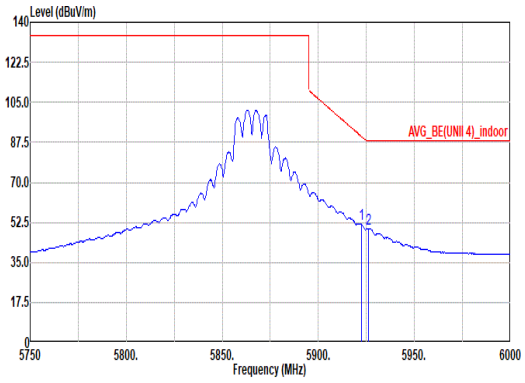 <br>Site : 03CH20-HY<br>Condition: AVG_BE(UNII 4)_indoor 3m HF_9120D_02360_241101 VERTICAL<br>: RBW:1000.000kHz VBW:0.010kHz SWT:Auto<br><br>Freq Level Limit Line Margin Read Level Ant Factor Cable Loss Preamp Factor Aux Factor APos TPos Remark<br>MHz dBuV/m dBuV/m dB dBuV dB/m dB dB dB cm deg<br>1 5922.50 51.57 90.03 -38.46 41.42 34.30 13.78 37.93 0.00 398 360 AVERAGE<br>2 5926.00 49.92 88.20 -38.28 39.77 34.30 13.78 37.93 0.00 398 360 AVERAGE | Blank |

| Mode | 62 | |
|---|---|---|
| | Harmonic | |
| | U-NII-4_5.85-5.895_802.11a_CH173_5865MHz | |
| ANT | 4+3 | |
| Pol. | Horizontal | Vertical |
| Peak<br>Avg | 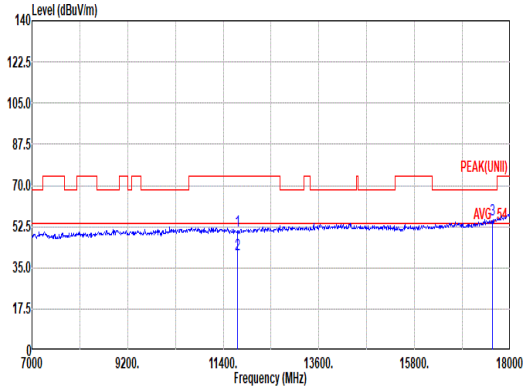 <br><br>Site : 03CH20-HY<br>Condition: PEAK(UNII) 3m HF_9120D_02360_241101 HORIZONTAL<br><br>Freq Level Limit Line Margin Read Level Ant Factor Cable Loss Preamp Factor Aux Factor APos TPos Remark<br>MHz dBuV/m dBuV/m dB dBuV dB/m dB dB dB cm deg<br>1 11730.00 50.90 74.00 -23.10 34.70 38.54 19.62 42.66 0.70 300 32 PEAK<br>2 11730.00 40.54 54.00 -13.46 24.34 38.54 19.62 42.66 0.70 300 32 Average<br>3 17595.00 55.45 68.20 -12.75 34.91 40.59 24.24 44.95 0.66 -- -- PEAK | 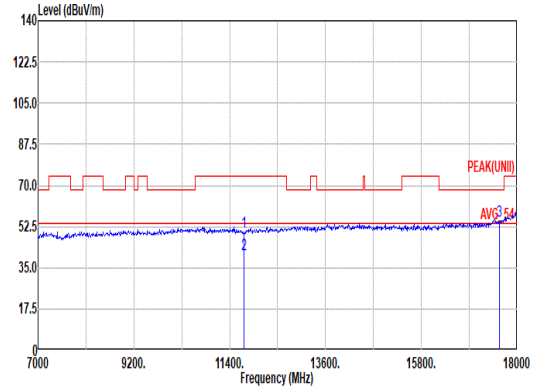 <br><br>Site : 03CH20-HY<br>Condition: PEAK(UNII) 3m HF_9120D_02360_241101 VERTICAL<br><br>Freq Level Limit Line Margin Read Level Ant Factor Cable Loss Preamp Factor Aux Factor APos TPos Remark<br>MHz dBuV/m dBuV/m dB dBuV dB/m dB dB dB cm deg<br>1 11730.00 50.32 74.00 -23.68 34.12 38.54 19.62 42.66 0.70 400 178 PEAK<br>2 11730.00 40.45 54.00 -13.55 24.25 38.54 19.62 42.66 0.70 400 178 Average<br>3 17595.00 54.70 68.20 -13.50 34.16 40.59 24.24 44.95 0.66 -- -- PEAK |

| Mode | 62 | |
|---|---|---|
| | Harmonic | |
| | U-NII-4_5.85-5.895_802.11a_CH173_5865MHz | |
| ANT | 4+3 | |
| Pol. | Horizontal | Vertical |
| 17G ~18G Avg | 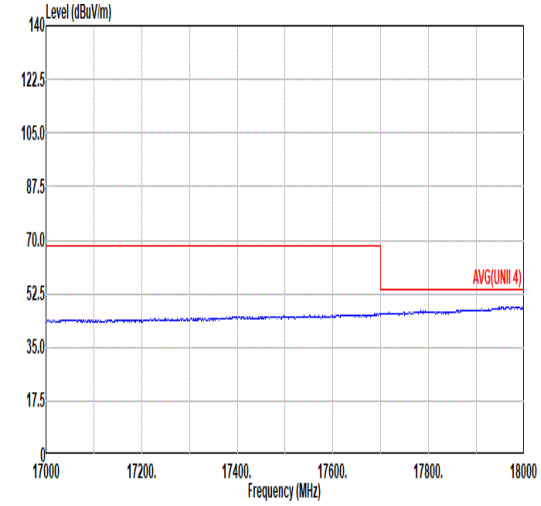 <br>Site : 03CH20-HY<br>Condition: AVG(UNII 4) 3m HF_9120D_02360_241101 HORIZONTAL | 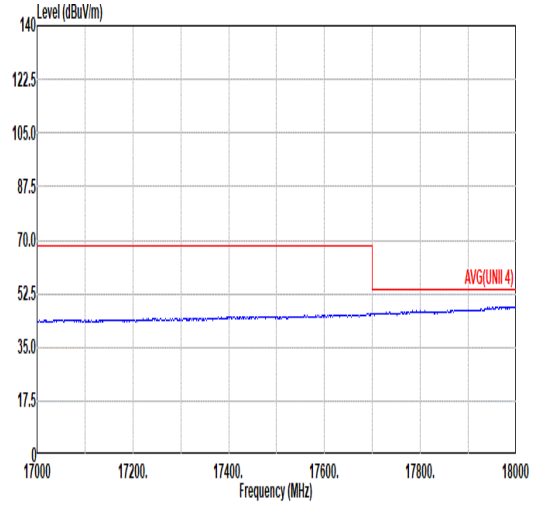 <br>Site : 03CH20-HY<br>Condition: AVG(UNII 4) 3m HF_9120D_02360_241101 VERTICAL |

| Mode | 63 | |
|---|---|---|
| | Band Edge - L | |
| | U-NII-4_5.85-5.895_802.11a_CH177_5885MHz | |
| ANT | 4+3 | |
| Pol. | Horizontal | Fundamental |
| Peak | 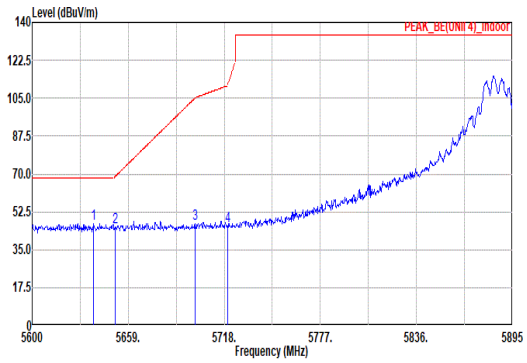 <br>Site : 03CH20-HY<br>Condition: PEAK_BE(UNII 4)_indoor 3m HF_9120D_02360_241101 HORIZONTAL<br>: RBW:1000.000kHz VBW:3000.000kHz SWT:Auto<br><br>Freq Level Limit Line Margin Read Level Ant Factor Cable Loss Preamp Factor Aux Factor APos TPos Remark<br>MHz dBuV/m dBuV/m dB dBuV dB/m dB dB dB cm deg<br>1 5637.76 46.88 68.20 -21.32 38.26 33.15 13.39 37.92 0.00 248 60 PEAK<br>2 5651.04 45.26 68.97 -23.71 36.56 33.21 13.41 37.92 0.00 248 60 PEAK<br>3 5700.01 46.92 105.20 -58.28 37.76 33.60 13.48 37.92 0.00 248 60 PEAK<br>4 5720.07 45.86 110.95 -65.09 36.64 33.64 13.50 37.92 0.00 248 60 PEAK | 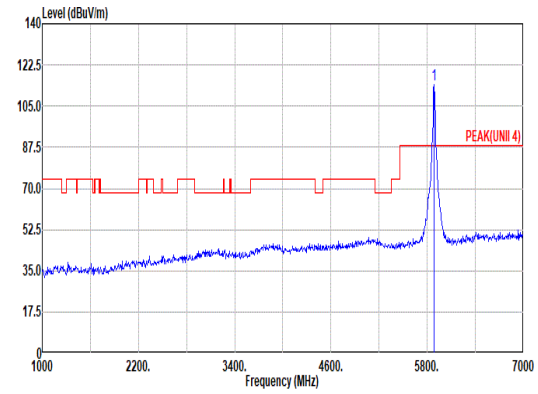 <br>Site : 03CH20-HY<br>Condition: PEAK(UNII 4) 3m HF_9120D_02360_241101 HORIZONTAL<br>: RBW:1000.000kHz VBW:3000.000kHz SWT:Auto<br><br>Freq Level Limit Line Margin Read Level Ant Factor Cable Loss Preamp Factor Aux Factor APos TPos Remark<br>MHz dBuV/m dBuV/m dB dBuV dB/m dB dB dB cm deg<br>1 5885.00 114.09 ------ ------ 104.00 34.30 13.72 37.93 0.00 248 60 PEAK |
| Avg | Blank | 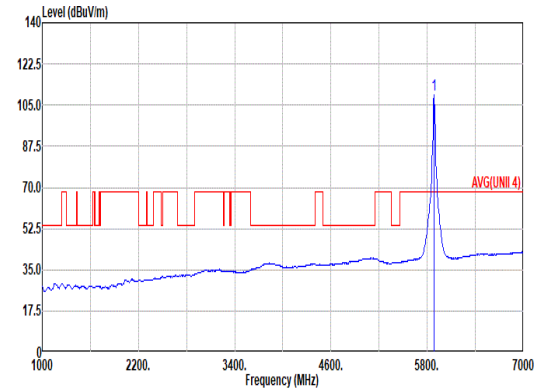 <br>Site : 03CH20-HY<br>Condition: AVG(UNII 4) 3m HF_9120D_02360_241101 HORIZONTAL<br>: RBW:1000.000kHz VBW:0.010kHz SWT:Auto<br><br>Freq Level Limit Line Margin Read Level Ant Factor Cable Loss Preamp Factor Aux Factor APos TPos Remark<br>MHz dBuV/m dBuV/m dB dBuV dB/m dB dB dB cm deg<br>1 5885.00 109.25 ------ ------ 99.16 34.30 13.72 37.93 0.00 248 60 AVERAGE |

| Mode | 63 | |
|---|---|---|
| | Band Edge - R | |
| | U-NII-4_5.85-5.895_802.11a_CH177_5885MHz | |
| ANT | 4+3 | |
| Pol. | Horizontal | Fundamental |
| Peak | 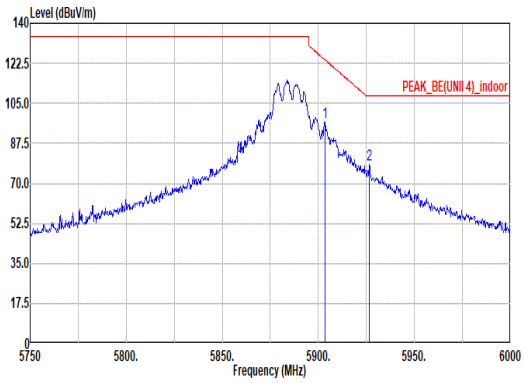 <br>Site : 03CH20-HY<br>Condition: PEAK_BE(UNII 4)_indoor 3m HF_9120D_02360_241101 HORIZONTAL<br>: RBW:1000.000kHz VBW:3000.000kHz SWT:Auto<br><br>Limit Read Ant Cable Preamp Aux APos TPos<br>Freq Level Line Margin Level Factor Loss Factor Factor Remark<br>MHz dBuV/m dBuV/m dB dBuV dB/m dB dB dB cm deg<br>1 5903.50 96.67 123.96 -27.29 86.55 34.30 13.75 37.93 0.00 248 60 PEAK<br>2 5926.50 78.05 108.20 -30.15 67.90 34.30 13.78 37.93 0.00 248 60 PEAK | Blank |
| Avg | 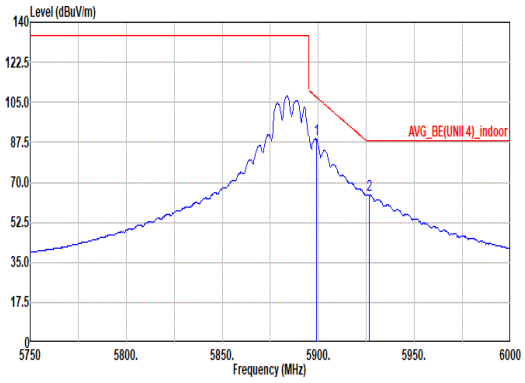 <br>Site : 03CH20-HY<br>Condition: AVG_BE(UNII 4)_indoor 3m HF_9120D_02360_241101 HORIZONTAL<br>: RBW:1000.000kHz VBW:0.010kHz SWT:Auto<br><br>Limit Read Ant Cable Preamp Aux APos TPos<br>Freq Level Line Margin Level Factor Loss Factor Factor Remark<br>MHz dBuV/m dBuV/m dB dBuV dB/m dB dB dB cm deg<br>1 5899.00 88.86 107.26 -18.40 78.75 34.30 13.74 37.93 0.00 248 60 AVERAGE<br>2 5926.50 64.52 88.20 -23.68 54.37 34.30 13.78 37.93 0.00 248 60 AVERAGE | Blank |

| Mode | 63 | |
|---|---|---|
| | Band Edge - L | |
| | U-NII-4_5.85-5.895_802.11a_CH177_5885MHz | |
| ANT | 4+3 | |
| Pol. | Vertical | Fundamental |
| Peak | 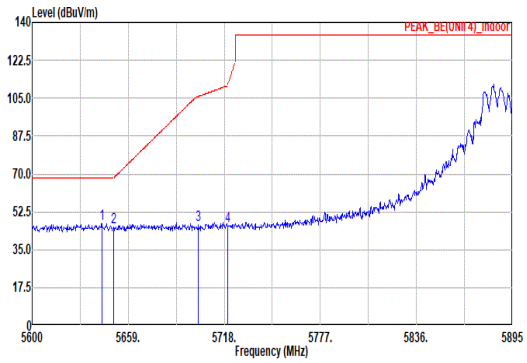 <br>Site : 03CH20-HY<br>Condition: PEAK_BE(UNII 4)_indoor 3m HF_9120D_02360_241101 VERTICAL<br>: RBW:1000.000kHz VBW:3000.000kHz SWT:Auto<br><br>Freq Level Limit Line Margin Read Level Ant Factor Cable Loss Preamp Factor Aux Factor APos TPos Remark<br>MHz dBuV/m dBuV/m dB dBuV dB/m dB dB dB cm deg<br>1 5642.78 46.86 68.20 -21.34 38.21 33.17 13.40 37.92 0.00 400 360 PEAK<br>2 5650.15 45.38 68.31 -22.93 36.69 33.20 13.41 37.92 0.00 400 360 PEAK<br>3 5702.07 46.42 105.78 -59.36 37.26 33.60 13.48 37.92 0.00 400 360 PEAK<br>4 5720.07 46.07 110.95 -64.88 36.85 33.64 13.50 37.92 0.00 400 360 PEAK | 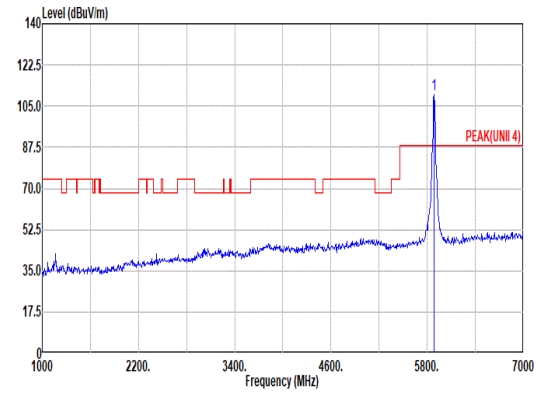 <br>Site : 03CH20-HY<br>Condition: PEAK(UNII 4) 3m HF_9120D_02360_241101 VERTICAL<br>: RBW:1000.000kHz VBW:3000.000kHz SWT:Auto<br><br>Freq Level Limit Line Margin Read Level Ant Factor Cable Loss Preamp Factor Aux Factor APos TPos Remark<br>MHz dBuV/m dBuV/m dB dBuV dB/m dB dB dB cm deg<br>1 5885.00 109.81 ------ ------ 99.71 34.30 13.73 37.93 0.00 400 360 PEAK |
| Avg | Blank | 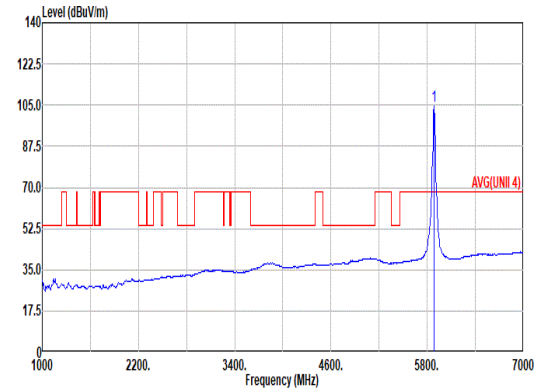 <br>Site : 03CH20-HY<br>Condition: AVG(UNII 4) 3m HF_9120D_02360_241101 VERTICAL<br>: RBW:1000.000kHz VBW:0.010kHz SWT:Auto<br><br>Freq Level Limit Line Margin Read Level Ant Factor Cable Loss Preamp Factor Aux Factor APos TPos Remark<br>MHz dBuV/m dBuV/m dB dBuV dB/m dB dB dB cm deg<br>1 5885.00 104.78 ------ ------ 94.69 34.30 13.72 37.93 0.00 400 360 AVERAGE |

| Mode | 63 | |
|---|---|---|
| | Band Edge - R | |
| | U-NII-4_5.85-5.895_802.11a_CH177_5885MHz | |
| ANT | 4+3 | |
| Pol. | Vertical | Fundamental |
| Peak | 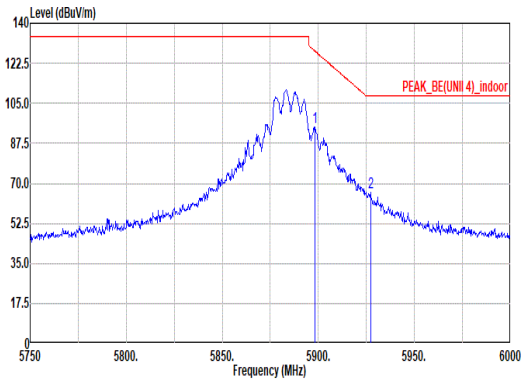 <br>Site : 03CH20-HY<br>Condition: PEAK_BE(UNII 4)_indoor 3m HF_9120D_02360_241101 VERTICAL<br>: RBW:1000.000kHz VBW:3000.000kHz SWT:Auto<br><br>Limit Read Ant Cable Preamp Aux APos TPos<br>Freq Level Line Margin Level Factor Loss Factor Factor Remark<br>MHz dBuV/m dBuV/m dB dBuV dB/m dB dB dB cm deg<br>1 5898.25 94.39 127.81 -33.42 84.28 34.30 13.74 37.93 0.00 400 360 PEAK<br>2 5927.25 66.06 108.20 -42.14 55.91 34.30 13.78 37.93 0.00 400 360 PEAK | Blank |
| Avg | 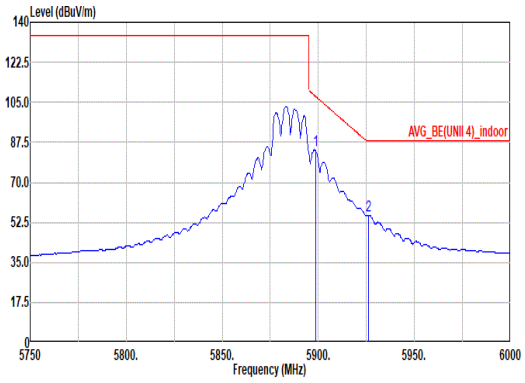 <br>Site : 03CH20-HY<br>Condition: AVG_BE(UNII 4)_indoor 3m HF_9120D_02360_241101 VERTICAL<br>: RBW:1000.000kHz VBW:0.010kHz SWT:Auto<br><br>Limit Read Ant Cable Preamp Aux APos TPos<br>Freq Level Line Margin Level Factor Loss Factor Factor Remark<br>MHz dBuV/m dBuV/m dB dBuV dB/m dB dB dB cm deg<br>1 5898.50 84.00 107.63 -23.63 73.89 34.30 13.74 37.93 0.00 400 360 AVERAGE<br>2 5926.25 55.70 88.20 -32.50 45.55 34.30 13.78 37.93 0.00 400 360 AVERAGE | Blank |

| Mode | 63 | |
|---|---|---|
| | Harmonic | |
| | U-NII-4_5.85-5.895_802.11a_CH177_5885MHz | |
| ANT | 4+3 | |
| Pol. | Horizontal | Vertical |
| Peak<br>Avg | 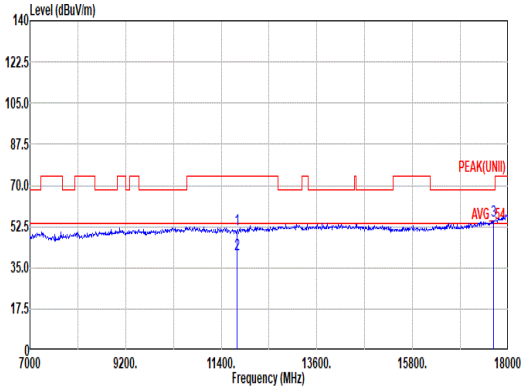 <br><br>Site : 03CH20-HY<br>Condition: PEAK(UNII) 3m HF_9120D_02360_241101 HORIZONTAL<br><br>Freq Level Limit Line Margin Read Level Ant Factor Cable Loss Preamp Factor Aux Factor APos TPos Remark<br>MHz dBuV/m dBuV/m dB dBuV dB/m dB dB dB cm deg<br>1 11770.00 51.07 74.00 -22.93 34.84 38.58 19.65 42.69 0.69 203 131 PEAK<br>2 11770.00 40.73 54.00 -13.27 24.50 38.58 19.65 42.69 0.69 203 131 AVERAGE<br>3 17655.00 55.20 68.20 -13.00 34.44 40.83 24.29 45.03 0.67 -- -- PEAK | 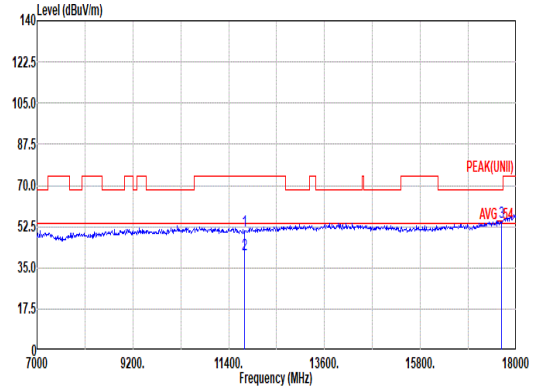 <br><br>Site : 03CH20-HY<br>Condition: PEAK(UNII) 3m HF_9120D_02360_241101 VERTICAL<br><br>Freq Level Limit Line Margin Read Level Ant Factor Cable Loss Preamp Factor Aux Factor APos TPos Remark<br>MHz dBuV/m dBuV/m dB dBuV dB/m dB dB dB cm deg<br>1 11770.00 50.88 74.00 -23.12 34.65 38.58 19.65 42.69 0.69 169 0 PEAK<br>2 11770.00 40.65 54.00 -13.35 24.42 38.58 19.65 42.69 0.69 169 0 AVERAGE<br>3 17655.00 54.59 68.20 -13.61 33.83 40.83 24.29 45.03 0.67 -- -- PEAK |

| Mode | 63 | |
|---|---|---|
| | Harmonic | |
| | U-NII-4_5.85-5.895_802.11a_CH177_5885MHz | |
| ANT | 4+3 | |
| Pol. | Horizontal | Vertical |
| 17.7G ~18G Avg | 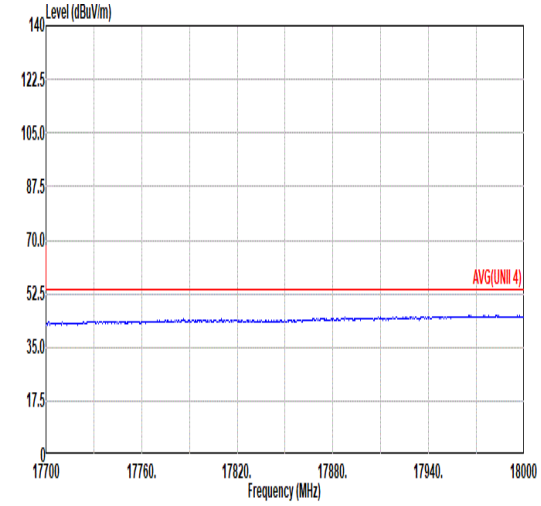 <br>Site : 03CH20-HY<br>Condition: AVG(UNII 4) 3m HF_9120D_02360_241101 HORIZONTAL | 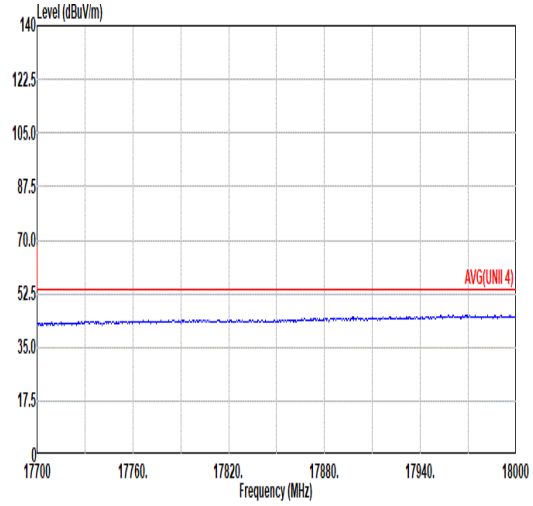 <br>Site : 03CH20-HY<br>Condition: AVG(UNII 4) 3m HF_9120D_02360_241101 VERTICAL |

| Mode | 64 | |
|---|---|---|
| | Band Edge - L | |
| | U-NII-4_5.85-5.895_802.11ax HE20_CH169_Full RU_5845MHz | |
| ANT | 4+3 | |
| Pol. | Horizontal | Fundamental |
| Peak | 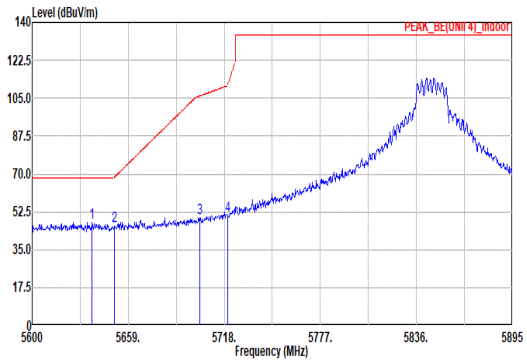 <br>Site : 03CH20-HY<br>Condition: PEAK_BE(UNII 4)_indoor 3m HF_9120D_02360_241101 HORIZONTAL<br>: RBW:1000.000kHz VBW:3000.000kHz SWT:Auto<br><br>\| \| Freq \| Level \| Limit Line \| Margin \| Read Level \| Ant Factor \| Cable Loss \| Preamp Factor \| Aux Factor \| APos \| TPos \| Remark \|<br>\| \| MHz \| dBuV/m \| dBuV/m \| dB \| dBuV \| dB/m \| dB \| dB \| dB \| cm \| deg \|<br>\| 1 \| 5636.88 \| 47.62 \| 68.20 \| -20.58 \| 39.00 \| 33.15 \| 13.39 \| 37.92 \| 0.00 \| 242 \| 59 \| PEAK \|<br>\| 2 \| 5650.45 \| 46.15 \| 68.53 \| -22.38 \| 37.46 \| 33.20 \| 13.41 \| 37.92 \| 0.00 \| 242 \| 59 \| PEAK \|<br>\| 3 \| 5702.96 \| 49.88 \| 106.03 \| -56.15 \| 40.71 \| 33.61 \| 13.48 \| 37.92 \| 0.00 \| 242 \| 59 \| PEAK \|<br>\| 4 \| 5720.07 \| 50.53 \| 110.95 \| -60.42 \| 41.31 \| 33.64 \| 13.50 \| 37.92 \| 0.00 \| 242 \| 59 \| PEAK \| | 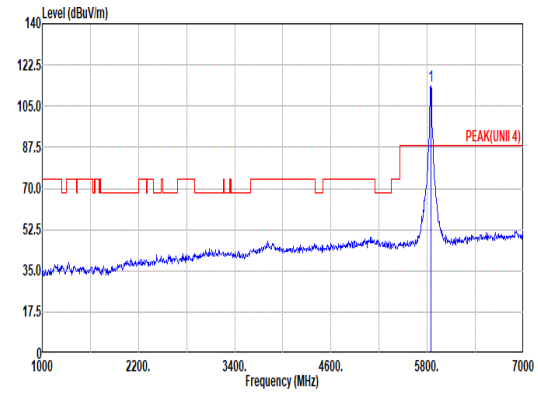 <br>Site : 03CH20-HY<br>Condition: PEAK(UNII 4) 3m HF_9120D_02360_241101 HORIZONTAL<br>: RBW:1000.000kHz VBW:3000.000kHz SWT:Auto<br><br>\| \| Freq \| Level \| Limit Line \| Margin \| Read Level \| Ant Factor \| Cable Loss \| Preamp Factor \| Aux Factor \| APos \| TPos \| Remark \|<br>\| \| MHz \| dBuV/m \| dBuV/m \| dB \| dBuV \| dB/m \| dB \| dB \| dB \| cm \| deg \|<br>\| 1 \| 5845.00 \| 113.41 \| ------ \| ------ \| 103.37 \| 34.29 \| 13.67 \| 37.92 \| 0.00 \| 242 \| 59 \| PEAK \| |
| Avg | Blank | 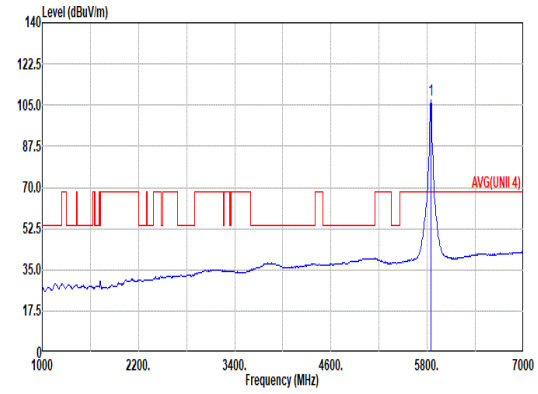 <br>Site : 03CH20-HY<br>Condition: AVG(UNII 4) 3m HF_9120D_02360_241101 HORIZONTAL<br>: RBW:1000.000kHz VBW:0.010kHz SWT:Auto<br><br>\| \| Freq \| Level \| Limit Line \| Margin \| Read Level \| Ant Factor \| Cable Loss \| Preamp Factor \| Aux Factor \| APos \| TPos \| Remark \|<br>\| \| MHz \| dBuV/m \| dBuV/m \| dB \| dBuV \| dB/m \| dB \| dB \| dB \| cm \| deg \|<br>\| 1 \| 5845.00 \| 107.21 \| ------ \| ------ \| 97.17 \| 34.29 \| 13.67 \| 37.92 \| 0.00 \| 242 \| 59 \| AVERAGE \| |

| Mode | 64 | |
|---|---|---|
| | Band Edge - R | |
| | U-NII-4_5.85-5.895_802.11ax HE20_CH169_Full RU_5845MHz | |
| ANT | 4+3 | |
| Pol. | Horizontal | Fundamental |
| Peak | 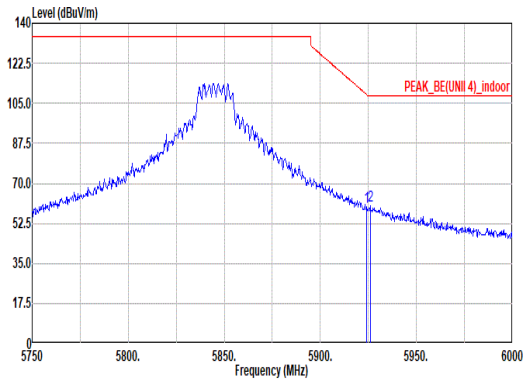 <br>Site : 03CH20-HY<br>Condition: PEAK_BE(UNII 4)_indoor 3m HF_9120D_02360_241101 HORIZONTAL<br>: RBW:1000.000kHz VBW:3000.000kHz SWT:Auto<br><br>Freq Level Limit Line Margin Read Level Ant Factor Cable Loss Preamp Factor Aux Factor APos TPos Remark<br>MHz dBuV/m dBuV/m dB dBuV dB/m dB dB dB cm deg<br>1 5924.25 59.79 108.75 -48.96 49.64 34.30 13.78 37.93 0.00 242 59 PEAK<br>2 5926.00 60.39 108.20 -47.81 50.24 34.30 13.78 37.93 0.00 242 59 PEAK | Blank |
| Avg | 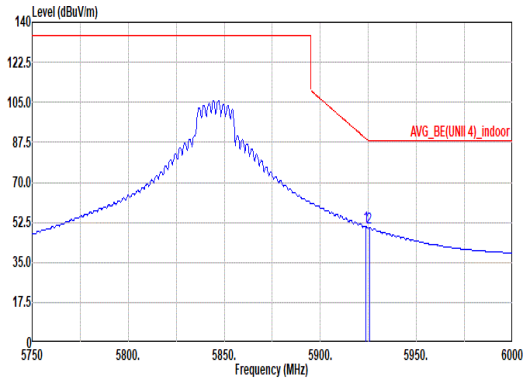 <br>Site : 03CH20-HY<br>Condition: AVG_BE(UNII 4)_indoor 3m HF_9120D_02360_241101 HORIZONTAL<br>: RBW:1000.000kHz VBW:0.010kHz SWT:Auto<br><br>Freq Level Limit Line Margin Read Level Ant Factor Cable Loss Preamp Factor Aux Factor APos TPos Remark<br>MHz dBuV/m dBuV/m dB dBuV dB/m dB dB dB cm deg<br>1 5923.75 50.82 89.11 -38.29 40.67 34.30 13.78 37.93 0.00 242 59 AVERAGE<br>2 5925.50 50.18 88.20 -38.02 40.03 34.30 13.78 37.93 0.00 242 59 AVERAGE | Blank |

| Mode | 64 | |
|---|---|---|
| | Band Edge - L | |
| | U-NII-4_5.85-5.895_802.11ax HE20_CH169_Full RU_5845MHz | |
| ANT | 4+3 | |
| Pol. | Vertical | Fundamental |
| Peak | 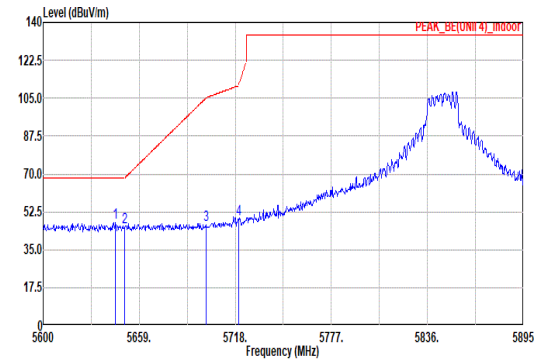 <br>Site : 03CH20-HY<br>Condition: PEAK_BE(UNII 4)_indoor 3m HF_9120D_02360_241101 VERTICAL<br>: RBW:1000.000kHz VBW:3000.000kHz SWT:Auto<br><br>Freq Level Limit Line Margin Read Level Ant Factor Cable Loss Preamp Factor Aux Factor APos TPos Remark<br>MHz dBuV/m dBuV/m dB dBuV dB/m dB dB dB cm deg<br>1 5644.55 47.60 68.20 -20.60 38.94 33.18 13.40 37.92 0.00 357 360 PEAK<br>2 5650.15 45.59 68.31 -22.72 36.90 33.20 13.41 37.92 0.00 357 360 PEAK<br>3 5700.01 46.70 105.20 -58.50 37.54 33.60 13.48 37.92 0.00 357 360 PEAK<br>4 5720.07 49.32 110.95 -61.63 40.10 33.64 13.50 37.92 0.00 357 360 PEAK | 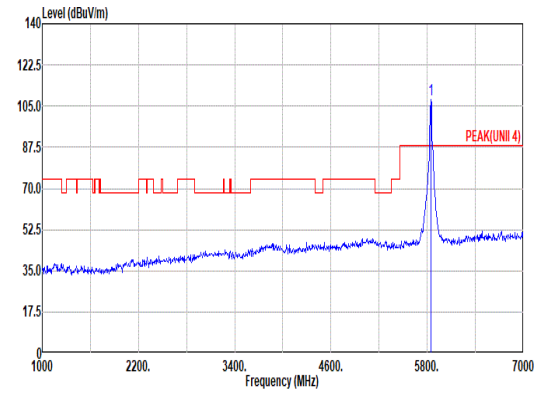 <br>Site : 03CH20-HY<br>Condition: PEAK(UNII 4) 3m HF_9120D_02360_241101 VERTICAL<br>: RBW:1000.000kHz VBW:3000.000kHz SWT:Auto<br><br>Freq Level Limit Line Margin Read Level Ant Factor Cable Loss Preamp Factor Aux Factor APos TPos Remark<br>MHz dBuV/m dBuV/m dB dBuV dB/m dB dB dB cm deg<br>1 5845.00 108.02 ------ ------ 97.98 34.29 13.67 37.92 0.00 357 360 PEAK |
| Avg | Blank | 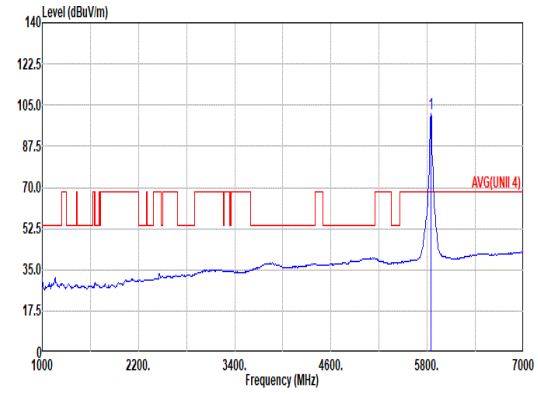 <br>Site : 03CH20-HY<br>Condition: AVG(UNII 4) 3m HF_9120D_02360_241101 VERTICAL<br>: RBW:1000.000kHz VBW:0.010kHz SWT:Auto<br><br>Freq Level Limit Line Margin Read Level Ant Factor Cable Loss Preamp Factor Aux Factor APos TPos Remark<br>MHz dBuV/m dBuV/m dB dBuV dB/m dB dB dB cm deg<br>1 5845.00 101.34 ------ ------ 91.30 34.29 13.67 37.92 0.00 357 360 AVERAGE |

| Mode | 64 | |
|---|---|---|
| | Band Edge - R | |
| | U-NII-4_5.85-5.895_802.11ax HE20_CH169_Full RU_5845MHz | |
| ANT | 4+3 | |
| Pol. | Vertical | Fundamental |
| Peak | 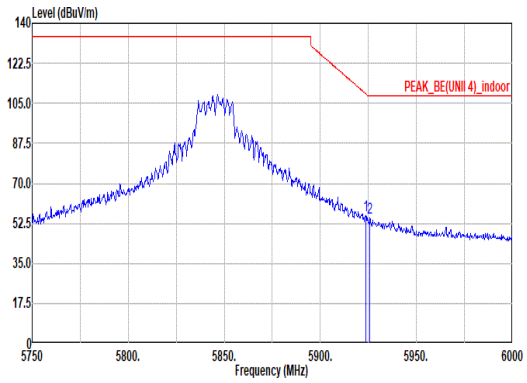 <br>Site : 03CH20-HY<br>Condition: PEAK_BE(UNII 4)_indoor 3m HF_9120D_02360_241101 VERTICAL<br>: RBW:1000.000kHz VBW:3000.000kHz SWT:Auto<br><br>Limit Read Ant Cable Preamp Aux APos TPos<br>Freq Level Line Margin Level Factor Loss Factor Factor Remark<br>MHz dBuV/m dBuV/m dB dBuV dB/m dB dB dB cm deg<br>1 5923.75 55.75 109.11 -53.36 45.60 34.30 13.78 37.93 0.00 357 360 PEAK<br>2 5925.75 54.82 108.20 -53.38 44.67 34.30 13.78 37.93 0.00 357 360 PEAK | Blank |
| Avg | 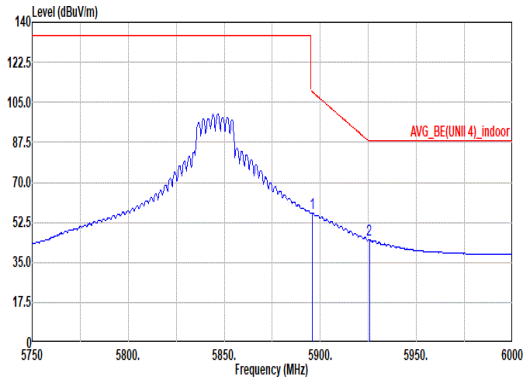 <br>Site : 03CH20-HY<br>Condition: AVG_BE(UNII 4)_indoor 3m HF_9120D_02360_241101 VERTICAL<br>: RBW:1000.000kHz VBW:0.010kHz SWT:Auto<br><br>Limit Read Ant Cable Preamp Aux APos TPos<br>Freq Level Line Margin Level Factor Loss Factor Factor Remark<br>MHz dBuV/m dBuV/m dB dBuV dB/m dB dB dB cm deg<br>1 5895.75 56.74 109.65 -52.91 46.63 34.30 13.74 37.93 0.00 357 360 AVERAGE<br>2 5925.50 44.96 88.20 -43.24 34.81 34.30 13.78 37.93 0.00 357 360 AVERAGE | Blank |

| Mode | 64 | |
|---|---|---|
| | Harmonic | |
| | U-NII-4_5.85-5.895_802.11ax HE20_CH169_Full RU_5845MHz | |
| ANT | 4+3 | |
| Pol. | Horizontal | Vertical |
| Peak<br>Avg | 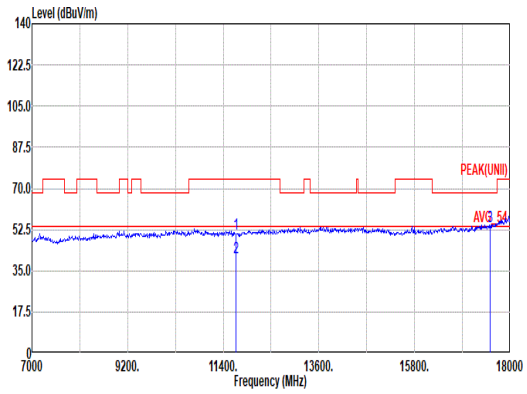 <br><br>Site : 03CH20-HY<br>Condition: PEAK(UNII) 3m HF_9120D_02360_241101 HORIZONTAL<br><br>Freq Level Limit Line Margin Read Level Ant Factor Cable Loss Preamp Factor Aux Factor APos TPos Remark<br>MHz dBuV/m dBuV/m dB dBuV dB/m dB dB dB cm deg<br>1 11690.00 50.68 74.00 -23.32 34.41 38.62 19.58 42.63 0.70 395 194 PEAK<br>2 11690.00 40.65 54.00 -13.35 24.38 38.62 19.58 42.63 0.70 395 194 AVERAGE<br>3 17535.00 53.94 68.20 -14.26 33.55 40.41 24.20 44.87 0.65 -- -- PEAK | 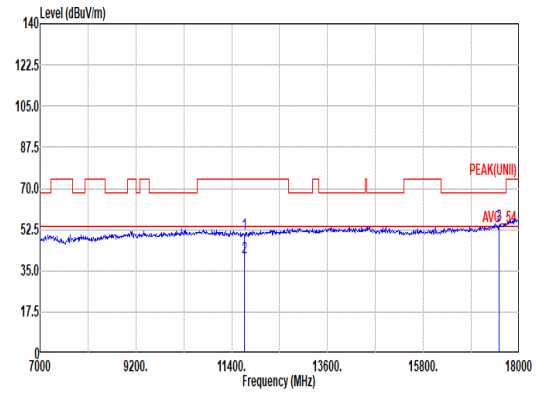 <br><br>Site : 03CH20-HY<br>Condition: PEAK(UNII) 3m HF_9120D_02360_241101 VERTICAL<br><br>Freq Level Limit Line Margin Read Level Ant Factor Cable Loss Preamp Factor Aux Factor APos TPos Remark<br>MHz dBuV/m dBuV/m dB dBuV dB/m dB dB dB cm deg<br>1 11690.00 50.86 74.00 -23.14 34.59 38.62 19.58 42.63 0.70 400 235 PEAK<br>2 11690.00 40.93 54.00 -13.07 24.66 38.62 19.58 42.63 0.70 400 235 AVERAGE<br>3 17535.00 54.46 68.20 -13.74 34.07 40.41 24.20 44.87 0.65 -- -- PEAK |

| Mode | 64 | |
|---|---|---|
| | Harmonic | |
| | U-NII-4_5.85-5.895_802.11ax HE20_CH169_Full RU_5845MHz | |
| ANT | 4+3 | |
| Pol. | Horizontal | Vertical |
| 17.7G ~18G Avg | 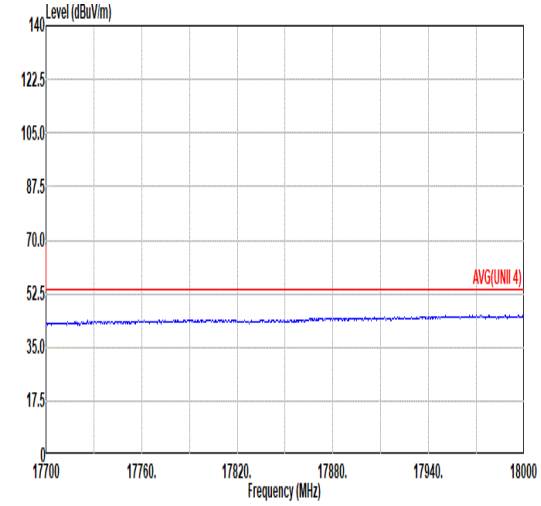 <br>Site : 03CH20-HY<br>Condition: AVG(UNII 4) 3m HF_9120D_02360_241101 HORIZONTAL | 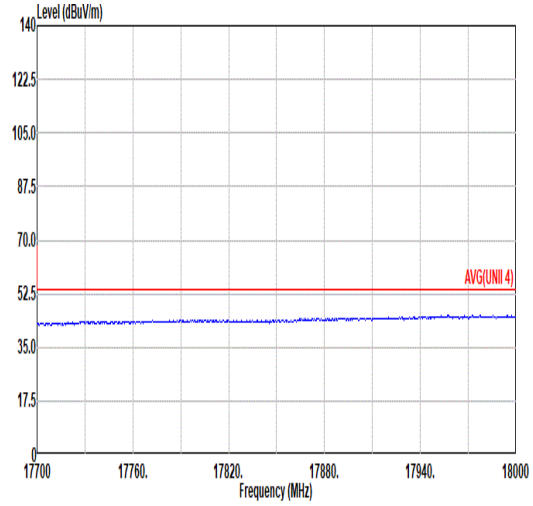 <br>Site : 03CH20-HY<br>Condition: AVG(UNII 4) 3m HF_9120D_02360_241101 VERTICAL |

| Mode | 65 | |
|---|---|---|
| | Band Edge - L | |
| | U-NII-4_5.85-5.895_802.11ax HE20_CH169_Partial_26/0RU _5845MHz | |
| ANT | 4+3 | |
| Pol. | Horizontal | Fundamental |
| Peak | 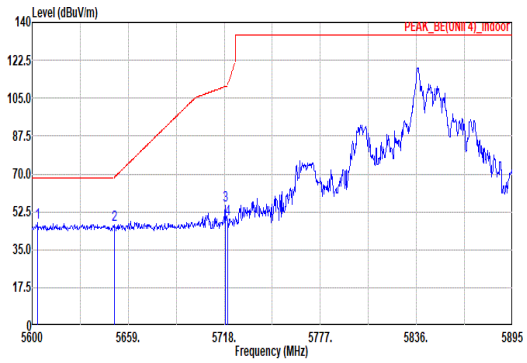 <br>Site : 03CH20-HY<br>Condition: PEAK_BE(UNII 4)_indoor 3m HF_9120D_02360_241101 HORIZONTAL<br>: RBW:1000.000kHz VBW:3000.000kHz SWT:Auto<br><br>Freq Level Limit Line Margin Read Level Ant Factor Cable Loss Preamp Factor Aux Factor APos TPos Remark<br>MHz dBuV/m dBuV/m dB dBuV dB/m dB dB dB cm deg<br>1 5603.54 47.73 68.20 -20.47 39.29 33.01 13.34 37.91 0.00 234 59 PEAK<br>2 5650.45 46.74 68.53 -21.79 38.05 33.20 13.41 37.92 0.00 234 59 PEAK<br>3 5718.59 55.40 110.41 -55.01 46.18 33.64 13.50 37.92 0.00 234 59 PEAK<br>4 5720.07 48.89 110.95 -62.06 39.67 33.64 13.50 37.92 0.00 234 59 PEAK | 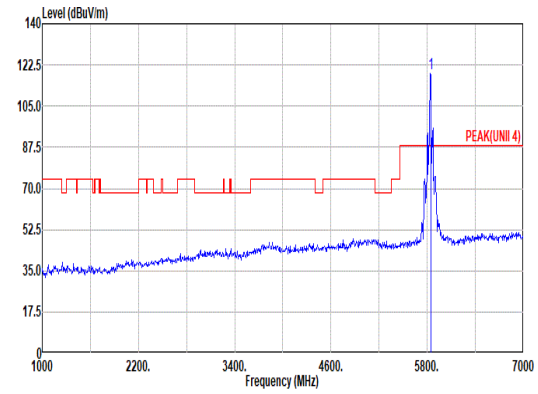 <br>Site : 03CH20-HY<br>Condition: PEAK(UNII 4) 3m HF_9120D_02360_241101 HORIZONTAL<br>: RBW:1000.000kHz VBW:3000.000kHz SWT:Auto<br><br>Freq Level Limit Line Margin Read Level Ant Factor Cable Loss Preamp Factor Aux Factor APos TPos Remark<br>MHz dBuV/m dBuV/m dB dBuV dB/m dB dB dB cm deg<br>1 5845.00 118.79 ------ ------ 108.81 34.24 13.66 37.92 0.00 234 59 PEAK |
| Avg | Blank | 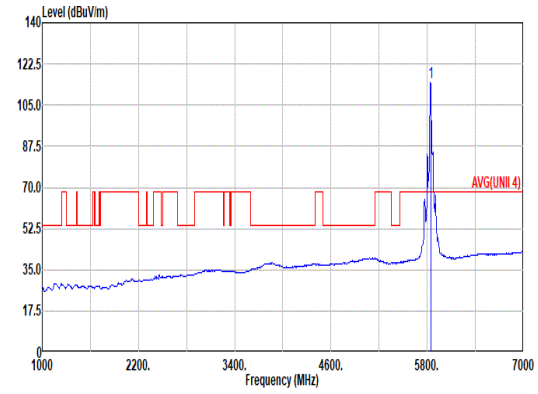 <br>Site : 03CH20-HY<br>Condition: AVG(UNII 4) 3m HF_9120D_02360_241101 HORIZONTAL<br>: RBW:1000.000kHz VBW:0.010kHz SWT:Auto<br><br>Freq Level Limit Line Margin Read Level Ant Factor Cable Loss Preamp Factor Aux Factor APos TPos Remark<br>MHz dBuV/m dBuV/m dB dBuV dB/m dB dB dB cm deg<br>1 5845.00 114.80 ------ ------ 104.82 34.24 13.66 37.92 0.00 234 59 AVERAGE |

| Mode | 65 | |
|---|---|---|
| | Band Edge - R | |
| | U-NII-4_5.85-5.895_802.11ax HE20_CH169_Partial_26/0RU _5845MHz | |
| ANT | 4+3 | |
| Pol. | Horizontal | Fundamental |
| Peak | 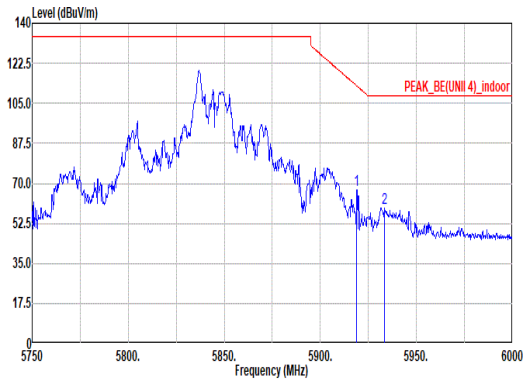 <br>Site : 03CH20-HY<br>Condition: PEAK_BE(UNII 4)_indoor 3m HF_9120D_02360_241101 HORIZONTAL<br>: RBW:1000.000kHz VBW:3000.000kHz SWT:Auto<br><br>Freq Level Limit Line Margin Read Level Ant Factor Cable Loss Preamp Factor Aux Factor APos TPos Remark<br>MHz dBuV/m dBuV/m dB dBuV dB/m dB dB dB cm deg<br>1 5919.00 67.21 112.59 -45.38 57.07 34.30 13.77 37.93 0.00 234 59 PEAK<br>2 5933.50 59.37 108.20 -48.83 49.21 34.30 13.79 37.93 0.00 234 59 PEAK | Blank |
| Avg | 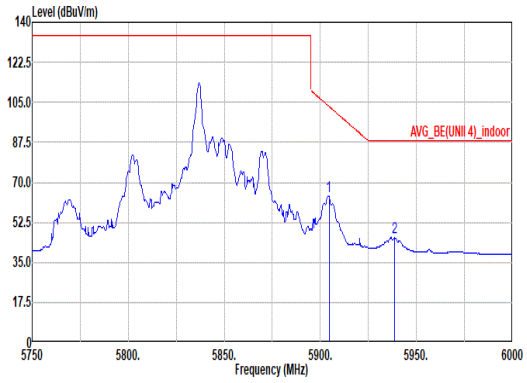 <br>Site : 03CH20-HY<br>Condition: AVG_BE(UNII 4)_indoor 3m HF_9120D_02360_241101 HORIZONTAL<br>: RBW:1000.000kHz VBW:0.010kHz SWT:Auto<br><br>Freq Level Limit Line Margin Read Level Ant Factor Cable Loss Preamp Factor Aux Factor APos TPos Remark<br>MHz dBuV/m dBuV/m dB dBuV dB/m dB dB dB cm deg<br>1 5904.50 63.93 103.22 -39.29 53.81 34.30 13.75 37.93 0.00 234 59 AVERAGE<br>2 5938.75 45.96 88.20 -42.24 35.79 34.30 13.80 37.93 0.00 234 59 AVERAGE | Blank |

| Mode | 65 | |
|---|---|---|
| | Band Edge - L | |
| | U-NII-4_5.85-5.895_802.11ax HE20_CH169_Partial_26/0RU _5845MHz | |
| ANT | 4+3 | |
| Pol. | Vertical | Fundamental |
| Peak | 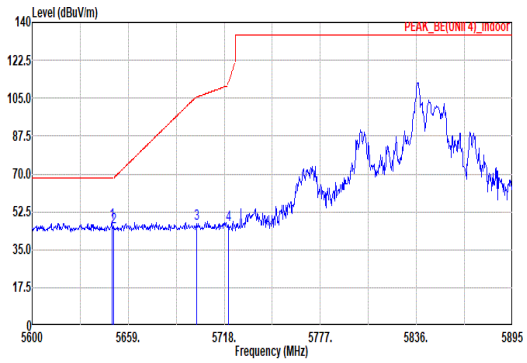 <br>Site : 03CH20-HY<br>Condition: PEAK_BE(UNII 4)_indoor 3m HF_9120D_02360_241101 VERTICAL<br>: RBW:1000.000kHz VBW:3000.000kHz SWT:Auto<br><br>Freq Level Limit Line Margin Read Level Ant Factor Cable Loss Preamp Factor Aux Factor APos TPos Remark<br>MHz dBuV/m dBuV/m dB dBuV dB/m dB dB dB cm deg<br>1 5648.97 47.39 68.20 -20.81 38.70 33.20 13.41 37.92 0.00 395 360 PEAK<br>2 5650.15 45.35 68.31 -22.96 36.66 33.20 13.41 37.92 0.00 395 360 PEAK<br>3 5700.89 47.14 105.45 -58.31 37.98 33.60 13.48 37.92 0.00 395 360 PEAK<br>4 5720.36 46.47 111.62 -65.15 37.25 33.64 13.50 37.92 0.00 395 360 PEAK | 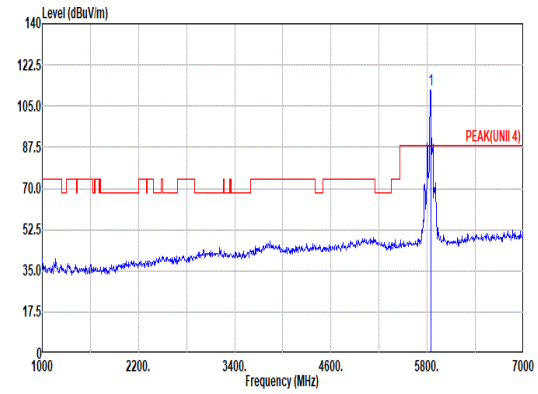 <br>Site : 03CH20-HY<br>Condition: PEAK(UNII 4) 3m HF_9120D_02360_241101 VERTICAL<br>: RBW:1000.000kHz VBW:3000.000kHz SWT:Auto<br><br>Freq Level Limit Line Margin Read Level Ant Factor Cable Loss Preamp Factor Aux Factor APos TPos Remark<br>MHz dBuV/m dBuV/m dB dBuV dB/m dB dB dB cm deg<br>1 5845.00 111.90 ------ ------ 101.92 34.24 13.66 37.92 0.00 395 360 PEAK |
| Avg | Blank | 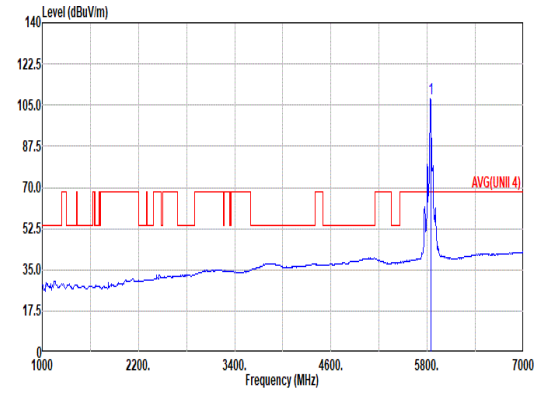 <br>Site : 03CH20-HY<br>Condition: AVG(UNII 4) 3m HF_9120D_02360_241101 VERTICAL<br>: RBW:1000.000kHz VBW:0.010kHz SWT:Auto<br><br>Freq Level Limit Line Margin Read Level Ant Factor Cable Loss Preamp Factor Aux Factor APos TPos Remark<br>MHz dBuV/m dBuV/m dB dBuV dB/m dB dB dB cm deg<br>1 5845.00 107.76 ------ ------ 97.78 34.24 13.66 37.92 0.00 395 360 AVERAGE |

| Mode | 65 | |
|---|---|---|
| | Band Edge - R | |
| | U-NII-4_5.85-5.895_802.11ax HE20_CH169_Partial_26/0RU _5845MHz | |
| ANT | 4+3 | |
| Pol. | Vertical | Fundamental |
| Peak | 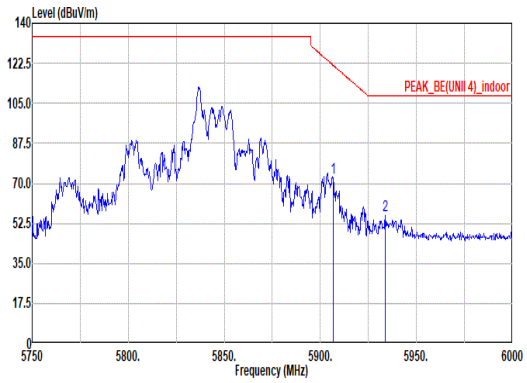 <br>Site : 03CH20-HY<br>Condition: PEAK_BE(UNII 4)_indoor 3m HF_9120D_02360_241101 VERTICAL<br>: RBW:1000.000kHz VBW:3000.000kHz SWT:Auto<br><br>Freq Level Limit Line Margin Read Level Ant Factor Cable Loss Preamp Factor Aux Factor APos TPos Remark<br>MHz dBuV/m dBuV/m dB dBuV dB/m dB dB dB cm deg<br>1 5906.75 72.46 121.57 -49.11 62.34 34.30 13.75 37.93 0.00 395 360 PEAK<br>2 5933.75 56.09 108.20 -52.11 45.93 34.30 13.79 37.93 0.00 395 360 PEAK | Blank |
| Avg | 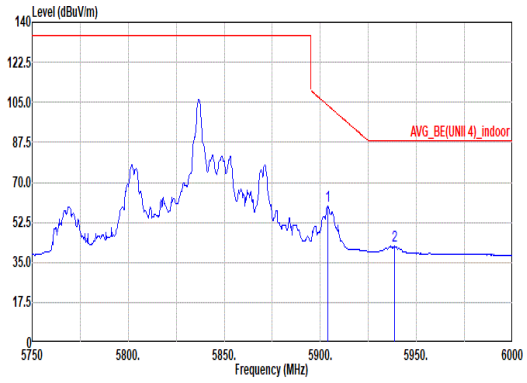 <br>Site : 03CH20-HY<br>Condition: AVG_BE(UNII 4)_indoor 3m HF_9120D_02360_241101 VERTICAL<br>: RBW:1000.000kHz VBW:0.010kHz SWT:Auto<br><br>Freq Level Limit Line Margin Read Level Ant Factor Cable Loss Preamp Factor Aux Factor APos TPos Remark<br>MHz dBuV/m dBuV/m dB dBuV dB/m dB dB dB cm deg<br>1 5904.00 59.59 103.59 -44.00 49.47 34.30 13.75 37.93 0.00 395 360 AVERAGE<br>2 5938.50 42.08 88.20 -46.12 31.91 34.30 13.80 37.93 0.00 395 360 AVERAGE | Blank |

| Mode | 65 | |
|---|---|---|
| | Harmonic | |
| | U-NII-4_5.85-5.895_802.11ax HE20_CH169_Partial_26/0RU _5845MHz | |
| ANT | 4+3 | |
| Pol. | Horizontal | Vertical |
| Peak<br>Avg | 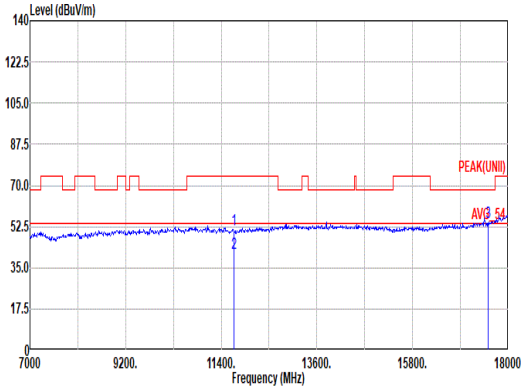 <br><br>Site : 03CH20-HY<br>Condition: PEAK(UNII) 3m HF_9120D_02360_241101 HORIZONTAL<br><br>Freq Level Limit Line Margin Read Level Ant Factor Cable Loss Preamp Factor Aux Factor APos TPos Remark<br>MHz dBuV/m dBuV/m dB dBuV dB/m dB dB dB cm deg<br>1 11690.00 51.34 74.00 -22.66 35.07 38.62 19.58 42.63 0.70 198 359 PEAK<br>2 11690.00 41.05 54.00 -12.95 24.78 38.62 19.58 42.63 0.70 198 359 AVERAGE<br>3 17535.00 54.61 68.20 -13.59 34.22 40.41 24.20 44.87 0.65 -- -- PEAK | 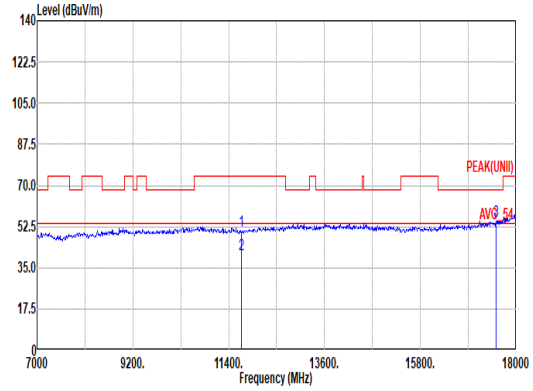 <br><br>Site : 03CH20-HY<br>Condition: PEAK(UNII) 3m HF_9120D_02360_241101 VERTICAL<br><br>Freq Level Limit Line Margin Read Level Ant Factor Cable Loss Preamp Factor Aux Factor APos TPos Remark<br>MHz dBuV/m dBuV/m dB dBuV dB/m dB dB dB cm deg<br>1 11690.00 50.57 74.00 -23.43 34.30 38.62 19.58 42.63 0.70 302 15 PEAK<br>2 11690.00 40.74 54.00 -13.26 24.47 38.62 19.58 42.63 0.70 302 15 AVERAGE<br>3 17535.00 55.14 68.20 -13.06 34.75 40.41 24.20 44.87 0.65 -- -- PEAK |

| Mode | 65 | |
|---|---|---|
| | Harmonic | |
| | U-NII-4_5.85-5.895_802.11ax HE20_CH169_Partial_26/0RU _5845MHz | |
| ANT | 4+3 | |
| Pol. | Horizontal | Vertical |
| 17.7G ~18G Avg | 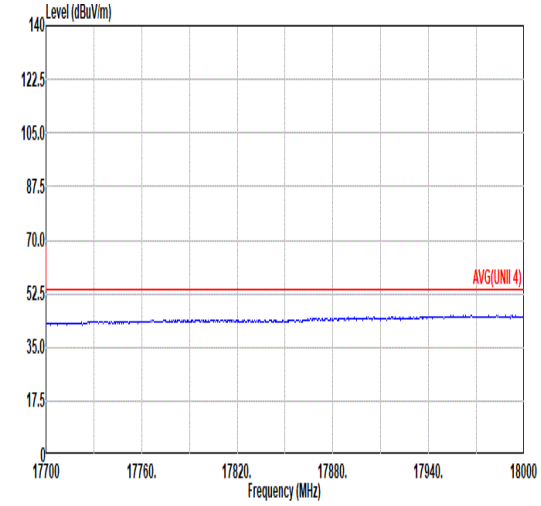 <br>Site : 03CH20-HY<br>Condition: AVG(UNII 4) 3m HF_9120D_02360_241101 HORIZONTAL | 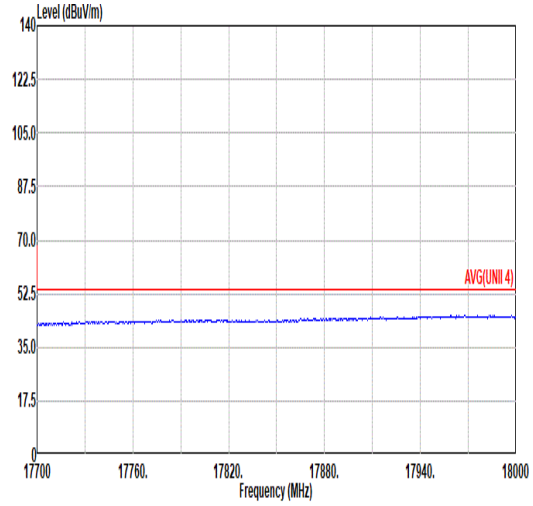 <br>Site : 03CH20-HY<br>Condition: AVG(UNII 4) 3m HF_9120D_02360_241101 VERTICAL |

| Mode | 66 | |
|---|---|---|
| | Band Edge - L | |
| | U-NII-4_5.85-5.895_802.11ax HE20_CH169_Partial_52/37RU _5845MHz | |
| ANT | 4+3 | |
| Pol. | Horizontal | Fundamental |
| Peak | 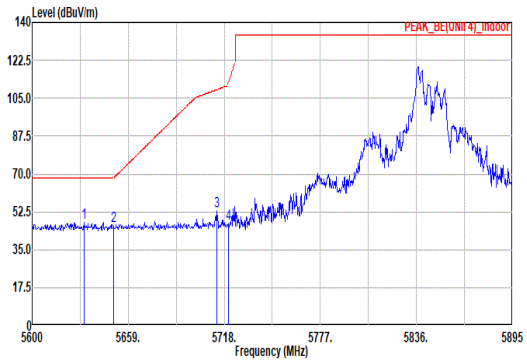 <br>Site : 03CH20-HY<br>Condition: PEAK_BE(UNII 4)_indoor 3m HF_9120D_02360_241101 HORIZONTAL<br>: RBW:1000.000kHz VBW:3000.000kHz SWT:Auto<br><br>\| \| Freq \| Level \| Limit Line \| Margin \| Read Level \| Ant Factor \| Cable Loss \| Preamp Factor \| Aux Factor \| APos \| TPos \| Remark \|<br>\| \| MHz \| dBuV/m \| dBuV/m \| dB \| dBuV \| dB/m \| dB \| dB \| dB \| cm \| deg \|<br>\| 1 \| 5631.86 \| 47.68 \| 68.20 \| -20.52 \| 39.09 \| 33.13 \| 13.38 \| 37.92 \| 0.00 \| 243 \| 65 \| PEAK \|<br>\| 2 \| 5650.15 \| 45.96 \| 68.31 \| -22.35 \| 37.27 \| 33.20 \| 13.41 \| 37.92 \| 0.00 \| 243 \| 65 \| PEAK \|<br>\| 3 \| 5713.28 \| 52.65 \| 108.92 \| -56.27 \| 43.45 \| 33.63 \| 13.49 \| 37.92 \| 0.00 \| 243 \| 65 \| PEAK \|<br>\| 4 \| 5720.36 \| 46.78 \| 111.62 \| -64.84 \| 37.56 \| 33.64 \| 13.50 \| 37.92 \| 0.00 \| 243 \| 65 \| PEAK \| | 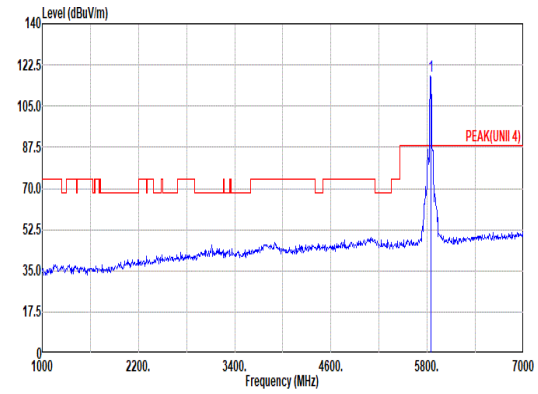 <br>Site : 03CH20-HY<br>Condition: PEAK(UNII 4) 3m HF_9120D_02360_241101 HORIZONTAL<br>: RBW:1000.000kHz VBW:3000.000kHz SWT:Auto<br><br>\| \| Freq \| Level \| Limit Line \| Margin \| Read Level \| Ant Factor \| Cable Loss \| Preamp Factor \| Aux Factor \| APos \| TPos \| Remark \|<br>\| \| MHz \| dBuV/m \| dBuV/m \| dB \| dBuV \| dB/m \| dB \| dB \| dB \| cm \| deg \|<br>\| 1 \| 5845.00 \| 117.61 \| ------ \| ------ \| 107.63 \| 34.24 \| 13.66 \| 37.92 \| 0.00 \| 243 \| 65 \| PEAK \| |
| Avg | Blank | 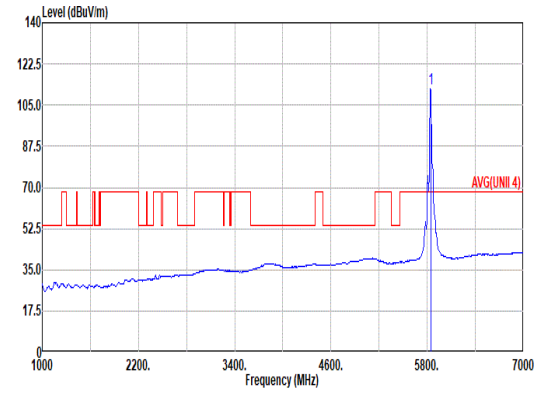 <br>Site : 03CH20-HY<br>Condition: AVG(UNII 4) 3m HF_9120D_02360_241101 HORIZONTAL<br>: RBW:1000.000kHz VBW:0.750kHz SWT:Auto<br><br>\| \| Freq \| Level \| Limit Line \| Margin \| Read Level \| Ant Factor \| Cable Loss \| Preamp Factor \| Aux Factor \| APos \| TPos \| Remark \|<br>\| \| MHz \| dBuV/m \| dBuV/m \| dB \| dBuV \| dB/m \| dB \| dB \| dB \| cm \| deg \|<br>\| 1 \| 5845.00 \| 112.00 \| ------ \| ------ \| 102.02 \| 34.24 \| 13.66 \| 37.92 \| 0.00 \| 243 \| 65 \| AVERAGE \| |

| Mode | 66 | |
|---|---|---|
| | Band Edge - R | |
| | U-NII-4_5.85-5.895_802.11ax HE20_CH169_Partial_52/37RU _5845MHz | |
| ANT | 4+3 | |
| Pol. | Horizontal | Fundamental |
| Peak | 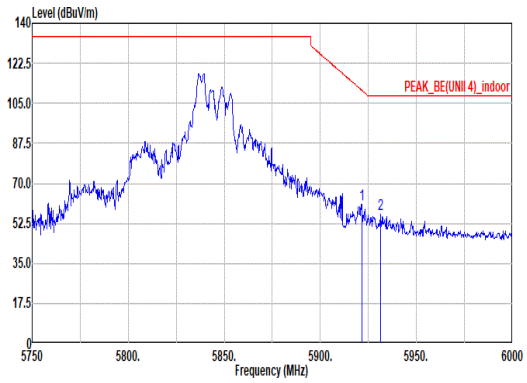 <br>Site : 03CH20-HY<br>Condition: PEAK_BE(UNII 4)_indoor 3m HF_9120D_02360_241101 HORIZONTAL<br>: RBW:1000.000kHz VBW:3000.000kHz SWT:Auto<br><br>Limit Read Ant Cable Preamp Aux APos TPos<br>Freq Level Line Margin Level Factor Loss Factor Factor Remark<br>MHz dBuV/m dBuV/m dB dBuV dB/m dB dB dB cm deg<br>1 5921.50 60.95 110.76 -49.81 50.81 34.30 13.77 37.93 0.00 243 65 PEAK<br>2 5931.50 56.58 108.20 -51.62 46.42 34.30 13.79 37.93 0.00 243 65 PEAK | Blank |
| Avg | 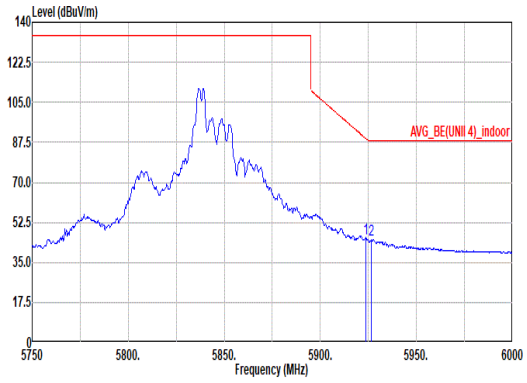 <br>Site : 03CH20-HY<br>Condition: AVG_BE(UNII 4)_indoor 3m HF_9120D_02360_241101 HORIZONTAL<br>: RBW:1000.000kHz VBW:0.750kHz SWT:Auto<br><br>Limit Read Ant Cable Preamp Aux APos TPos<br>Freq Level Line Margin Level Factor Loss Factor Factor Remark<br>MHz dBuV/m dBuV/m dB dBuV dB/m dB dB dB cm deg<br>1 5923.75 45.68 89.11 -43.43 35.53 34.30 13.78 37.93 0.00 243 65 AVERAGE<br>2 5926.50 44.70 88.20 -43.50 34.55 34.30 13.78 37.93 0.00 243 65 AVERAGE | Blank |

| Mode | 66 | |
|---|---|---|
| | Band Edge - L | |
| | U-NII-4_5.85-5.895_802.11ax HE20_CH169_Partial_52/37RU _5845MHz | |
| ANT | 4+3 | |
| Pol. | Vertical | Fundamental |
| Peak | 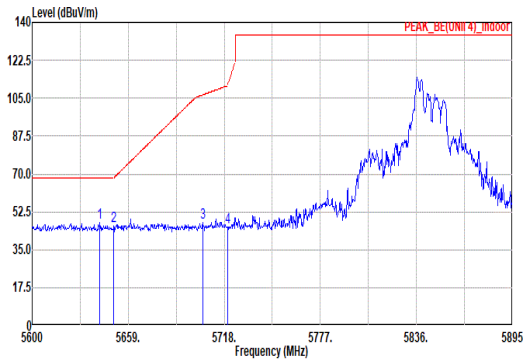 <br>Site : 03CH20-HY<br>Condition: PEAK_BE(UNII 4)_indoor 3m HF_9120D_02360_241101 VERTICAL<br>: RBW:1000.000kHz VBW:3000.000kHz SWT:Auto<br><br>Freq Level Limit Line Margin Read Level Ant Factor Cable Loss Preamp Factor Aux Factor APos TPos Remark<br>MHz dBuV/m dBuV/m dB dBuV dB/m dB dB dB cm deg<br>1 5641.60 47.31 68.20 -20.89 38.66 33.17 13.40 37.92 0.00 386 360 PEAK<br>2 5650.15 45.87 68.31 -22.44 37.18 33.20 13.41 37.92 0.00 386 360 PEAK<br>3 5704.73 47.66 106.52 -58.86 38.49 33.61 13.48 37.92 0.00 386 360 PEAK<br>4 5720.07 45.34 110.95 -65.61 36.12 33.64 13.50 37.92 0.00 386 360 PEAK | 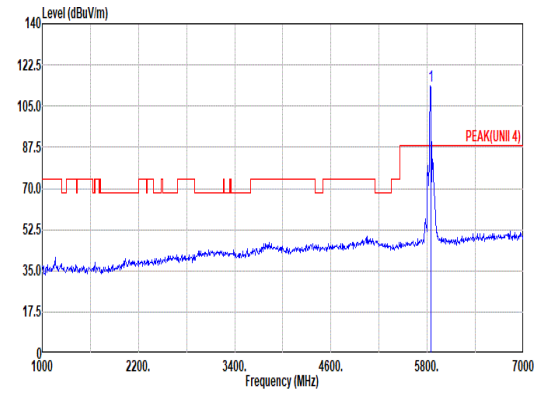 <br>Site : 03CH20-HY<br>Condition: PEAK(UNII 4) 3m HF_9120D_02360_241101 VERTICAL<br>: RBW:1000.000kHz VBW:3000.000kHz SWT:Auto<br><br>Freq Level Limit Line Margin Read Level Ant Factor Cable Loss Preamp Factor Aux Factor APos TPos Remark<br>MHz dBuV/m dBuV/m dB dBuV dB/m dB dB dB cm deg<br>1 5845.00 113.52 ------ ------ 103.54 34.24 13.66 37.92 0.00 386 360 PEAK |
| Avg | Blank | 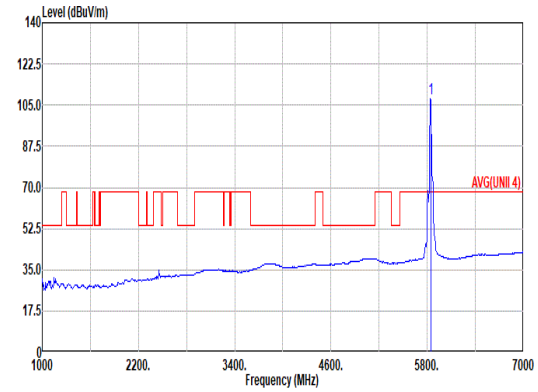 <br>Site : 03CH20-HY<br>Condition: AVG(UNII 4) 3m HF_9120D_02360_241101 VERTICAL<br>: RBW:1000.000kHz VBW:0.750kHz SWT:Auto<br><br>Freq Level Limit Line Margin Read Level Ant Factor Cable Loss Preamp Factor Aux Factor APos TPos Remark<br>MHz dBuV/m dBuV/m dB dBuV dB/m dB dB dB cm deg<br>1 5845.00 107.88 ------ ------ 97.90 34.24 13.66 37.92 0.00 386 360 AVERAGE |

| Mode | 66 | |
|---|---|---|
| | Band Edge - R | |
| | U-NII-4_5.85-5.895_802.11ax HE20_CH169_Partial_52/37RU _5845MHz | |
| ANT | 4+3 | |
| Pol. | Vertical | Fundamental |
| Peak | 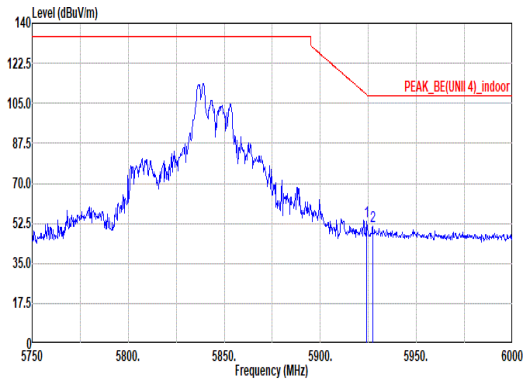 <br>Site : 03CH20-HY<br>Condition: PEAK_BE(UNII 4)_indoor 3m HF_9120D_02360_241101 VERTICAL<br>: RBW:1000.000kHz VBW:3000.000kHz SWT:Auto<br><br>Limit Read Ant Cable Preamp Aux APos TPos<br>Freq Level Line Margin Level Factor Loss Factor Factor Remark<br>MHz dBuV/m dBuV/m dB dBuV dB/m dB dB dB cm deg<br>1 5924.00 53.37 108.93 -55.56 43.22 34.30 13.78 37.93 0.00 386 360 PEAK<br>2 5927.25 51.09 108.20 -57.11 40.94 34.30 13.78 37.93 0.00 386 360 PEAK | Blank |
| Avg | 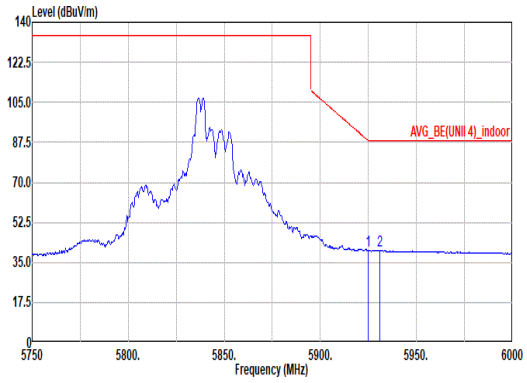 <br>Site : 03CH20-HY<br>Condition: AVG_BE(UNII 4)_indoor 3m HF_9120D_02360_241101 VERTICAL<br>: RBW:1000.000kHz VBW:0.750kHz SWT:Auto<br><br>Limit Read Ant Cable Preamp Aux APos TPos<br>Freq Level Line Margin Level Factor Loss Factor Factor Remark<br>MHz dBuV/m dBuV/m dB dBuV dB/m dB dB dB cm deg<br>1 5924.75 40.32 88.38 -48.06 30.17 34.30 13.78 37.93 0.00 386 360 AVERAGE<br>2 5931.00 40.38 88.20 -47.82 30.22 34.30 13.79 37.93 0.00 386 360 AVERAGE | Blank |

| Mode | 66 | |
|---|---|---|
| | Harmonic | |
| | U-NII-4_5.85-5.895_802.11ax HE20_CH169_Partial_52/37RU _5845MHz | |
| ANT | 4+3 | |
| Pol. | Horizontal | Vertical |
| Peak<br>Avg | 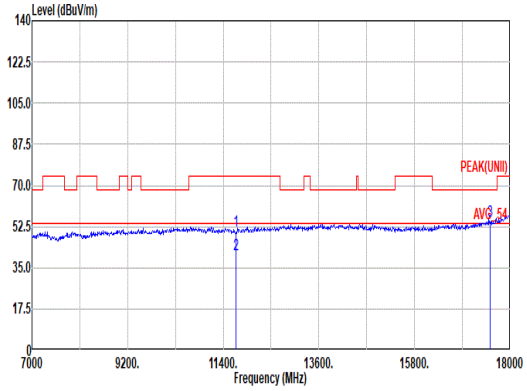 <br><br>Site : 03CH20-HY<br>Condition: PEAK(UNII) 3m HF_9120D_02360_241101 HORIZONTAL<br><br>Freq Level Limit Line Margin Read Level Ant Factor Cable Loss Preamp Factor Aux Factor APos TPos Remark<br>MHz dBuV/m dBuV/m dB dBuV dB/m dB dB dB cm deg<br>1 11690.00 50.86 74.00 -23.14 34.59 38.62 19.58 42.63 0.70 100 255 PEAK<br>2 11690.00 40.60 54.00 -13.40 24.33 38.62 19.58 42.63 0.70 100 255 AVERAGE<br>3 17535.00 54.73 68.20 -13.47 34.34 40.41 24.20 44.87 0.65 -- -- PEAK | 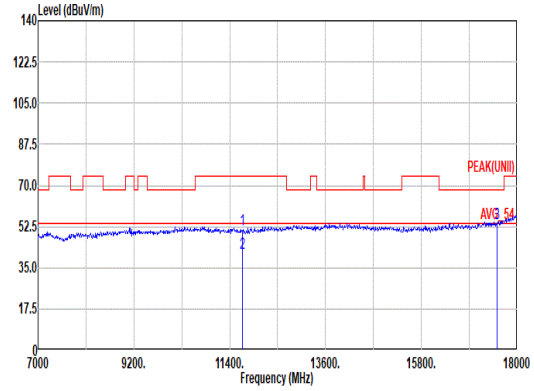 <br><br>Site : 03CH20-HY<br>Condition: PEAK(UNII) 3m HF_9120D_02360_241101 VERTICAL<br><br>Freq Level Limit Line Margin Read Level Ant Factor Cable Loss Preamp Factor Aux Factor APos TPos Remark<br>MHz dBuV/m dBuV/m dB dBuV dB/m dB dB dB cm deg<br>1 11690.00 51.48 74.00 -22.52 35.21 38.62 19.58 42.63 0.70 347 0 PEAK<br>2 11690.00 41.01 54.00 -12.99 24.74 38.62 19.58 42.63 0.70 347 0 AVERAGE<br>3 17535.00 54.13 68.20 -14.07 33.74 40.41 24.20 44.87 0.65 -- -- PEAK |

| Mode | 66 | |
|---|---|---|
| | Harmonic | |
| | U-NII-4_5.85-5.895_802.11ax HE20_CH169_Partial_52/37RU _5845MHz | |
| ANT | 4+3 | |
| Pol. | Horizontal | Vertical |
| 17.7G ~18G Avg | 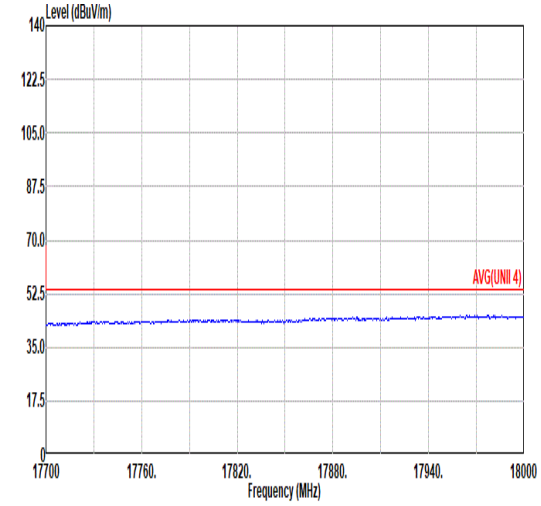 <br>Site : 03CH20-HY<br>Condition: AVG(UNII 4) 3m HF_9120D_02360_241101 HORIZONTAL | 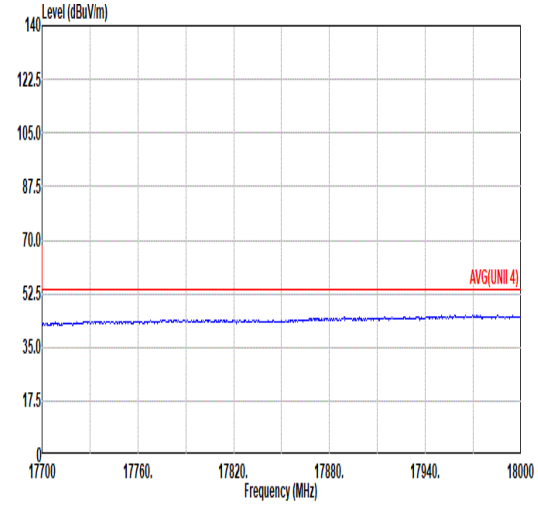 <br>Site : 03CH20-HY<br>Condition: AVG(UNII 4) 3m HF_9120D_02360_241101 VERTICAL |

| Mode | 67 | |
|---|---|---|
| | Band Edge - L | |
| | U-NII-4_5.85-5.895_802.11ax HE20_CH169_Partial_106/53RU _5845MHz | |
| ANT | 4+3 | |
| Pol. | Horizontal | Fundamental |
| Peak | 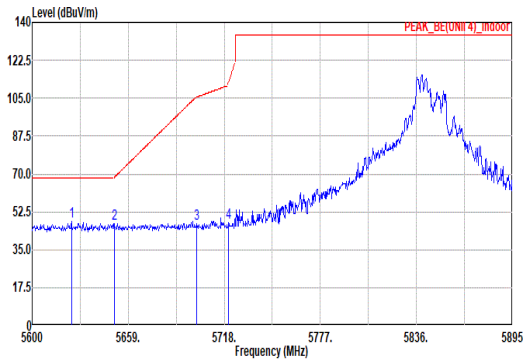 <br>Site : 03CH20-HY<br>Condition: PEAK_BE(UNII 4)_indoor 3m HF_9120D_02360_241101 HORIZONTAL<br>: RBW:1000.000kHz VBW:3000.000kHz SWT:Auto<br><br>Freq Level Limit Line Margin Read Level Ant Factor Cable Loss Preamp Factor Aux Factor APos TPos Remark<br>MHz dBuV/m dBuV/m dB dBuV dB/m dB dB dB cm deg<br>1 5624.19 47.94 68.20 -20.26 39.38 33.10 13.37 37.91 0.00 256 78 PEAK<br>2 5650.45 47.20 68.53 -21.33 38.51 33.20 13.41 37.92 0.00 256 78 PEAK<br>3 5701.19 47.06 105.53 -58.47 37.90 33.60 13.48 37.92 0.00 256 78 PEAK<br>4 5720.66 47.34 112.29 -64.95 38.12 33.64 13.50 37.92 0.00 256 78 PEAK | 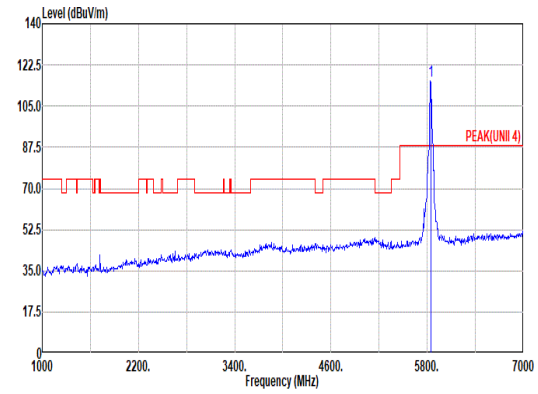 <br>Site : 03CH20-HY<br>Condition: PEAK(UNII 4) 3m HF_9120D_02360_241101 HORIZONTAL<br>: RBW:1000.000kHz VBW:3000.000kHz SWT:Auto<br><br>Freq Level Limit Line Margin Read Level Ant Factor Cable Loss Preamp Factor Aux Factor APos TPos Remark<br>MHz dBuV/m dBuV/m dB dBuV dB/m dB dB dB cm deg<br>1 5845.00 115.93 ------ ------ 105.95 34.24 13.66 37.92 0.00 256 78 PEAK |
| Avg | Blank | 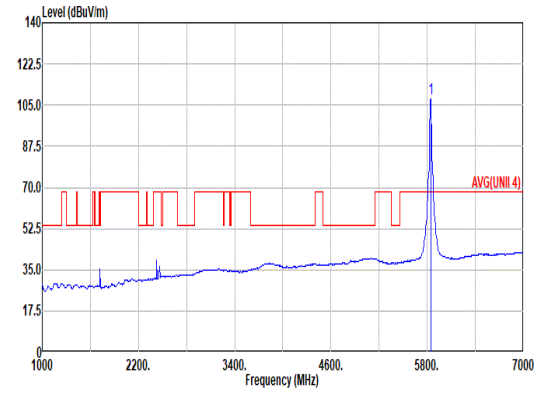 <br>Site : 03CH20-HY<br>Condition: AVG(UNII 4) 3m HF_9120D_02360_241101 HORIZONTAL<br>: RBW:1000.000kHz VBW:0.820kHz SWT:Auto<br><br>Freq Level Limit Line Margin Read Level Ant Factor Cable Loss Preamp Factor Aux Factor APos TPos Remark<br>MHz dBuV/m dBuV/m dB dBuV dB/m dB dB dB cm deg<br>1 5845.00 107.99 ------ ------ 97.97 34.27 13.67 37.92 0.00 256 78 AVERAGE |

| Mode | 67 | |
|---|---|---|
| | Band Edge - R | |
| | U-NII-4_5.85-5.895_802.11ax HE20_CH169_Partial_106/53RU _5845MHz | |
| ANT | 4+3 | |
| Pol. | Horizontal | Fundamental |
| Peak | 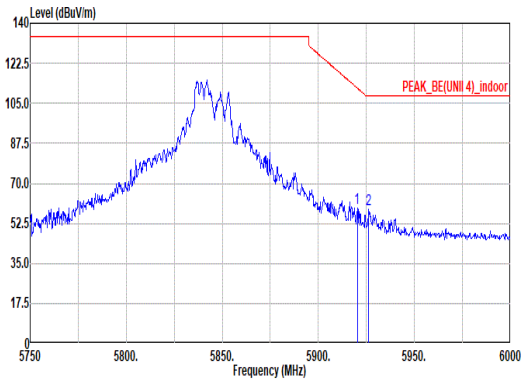 <br>Site : 03CH20-HY<br>Condition: PEAK_BE(UNII 4)_indoor 3m HF_9120D_02360_241101 HORIZONTAL<br>: RBW:1000.000kHz VBW:3000.000kHz SWT:Auto<br><br>Freq Level Limit Line Margin Read Level Ant Factor Cable Loss Preamp Factor Aux Factor APos TPos Remark<br>MHz dBuV/m dBuV/m dB dBuV dB/m dB dB dB cm deg<br>1 5920.25 59.40 111.68 -52.28 49.26 34.30 13.77 37.93 0.00 256 78 PEAK<br>2 5926.25 58.49 108.20 -49.71 48.34 34.30 13.78 37.93 0.00 256 78 PEAK | Blank |
| Avg | 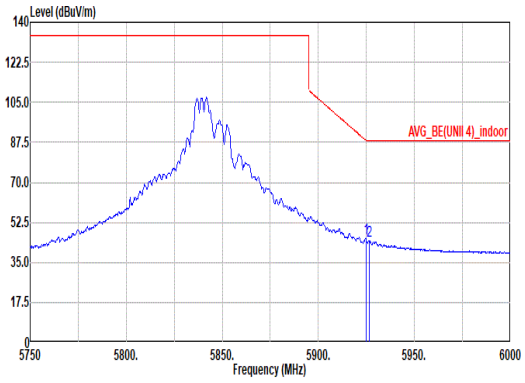 <br>Site : 03CH20-HY<br>Condition: AVG_BE(UNII 4)_indoor 3m HF_9120D_02360_241101 HORIZONTAL<br>: RBW:1000.000kHz VBW:0.820kHz SWT:Auto<br><br>Freq Level Limit Line Margin Read Level Ant Factor Cable Loss Preamp Factor Aux Factor APos TPos Remark<br>MHz dBuV/m dBuV/m dB dBuV dB/m dB dB dB cm deg<br>1 5924.75 45.40 88.38 -42.98 35.25 34.30 13.78 37.93 0.00 256 78 AVERAGE<br>2 5926.50 44.45 88.20 -43.75 34.30 34.30 13.78 37.93 0.00 256 78 AVERAGE | Blank |

| Mode | 67 | |
|---|---|---|
| | Band Edge - L | |
| | U-NII-4_5.85-5.895_802.11ax HE20_CH169_Partial_106/53RU _5845MHz | |
| ANT | 4+3 | |
| Pol. | Vertical | Fundamental |
| Peak | 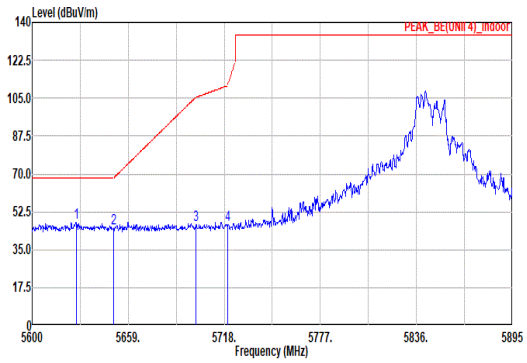 <br>Site : 03CH20-HY<br>Condition: PEAK_BE(UNII 4)_indoor 3m HF_9120D_02360_241101 VERTICAL<br>: RBW:1000.000kHz VBW:3000.000kHz SWT:Auto<br><br>Freq Level Limit Line Margin Read Level Ant Factor Cable Loss Preamp Factor Aux Factor APos TPos Remark<br>MHz dBuV/m dBuV/m dB dBuV dB/m dB dB dB cm deg<br>1 5627.14 47.58 68.20 -20.62 39.01 33.11 13.38 37.92 0.00 397 360 PEAK<br>2 5650.15 44.93 68.31 -23.38 36.24 33.20 13.41 37.92 0.00 397 360 PEAK<br>3 5700.60 46.42 105.37 -58.95 37.26 33.60 13.48 37.92 0.00 397 360 PEAK<br>4 5720.07 46.52 110.95 -64.43 37.30 33.64 13.50 37.92 0.00 397 360 PEAK | 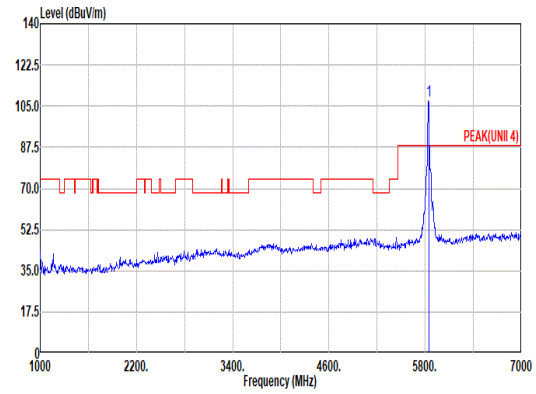 <br>Site : 03CH20-HY<br>Condition: PEAK(UNII 4) 3m HF_9120D_02360_241101 VERTICAL<br>: RBW:1000.000kHz VBW:3000.000kHz SWT:Auto<br><br>Freq Level Limit Line Margin Read Level Ant Factor Cable Loss Preamp Factor Aux Factor APos TPos Remark<br>MHz dBuV/m dBuV/m dB dBuV dB/m dB dB dB cm deg<br>1 5845.00 107.25 ------ ------ 97.27 34.24 13.66 37.92 0.00 397 360 PEAK |
| Avg | Blank | 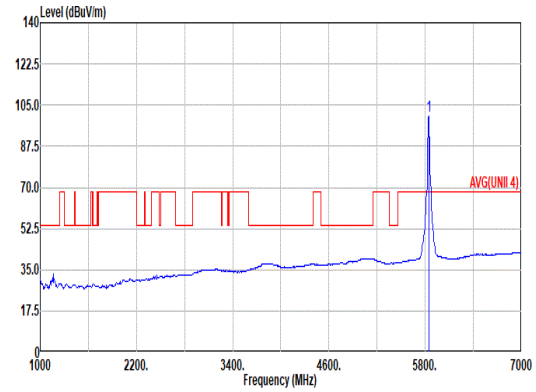 <br>Site : 03CH20-HY<br>Condition: AVG(UNII 4) 3m HF_9120D_02360_241101 VERTICAL<br>: RBW:1000.000kHz VBW:0.820kHz SWT:Auto<br><br>Freq Level Limit Line Margin Read Level Ant Factor Cable Loss Preamp Factor Aux Factor APos TPos Remark<br>MHz dBuV/m dBuV/m dB dBuV dB/m dB dB dB cm deg<br>1 5845.00 100.26 ------ ------ 90.24 34.27 13.67 37.92 0.00 397 360 AVERAGE |

| Mode | 67 | |
|---|---|---|
| | Band Edge - R | |
| | U-NII-4_5.85-5.895_802.11ax HE20_CH169_Partial_106/53RU _5845MHz | |
| ANT | 4+3 | |
| Pol. | Vertical | Fundamental |
| Peak | 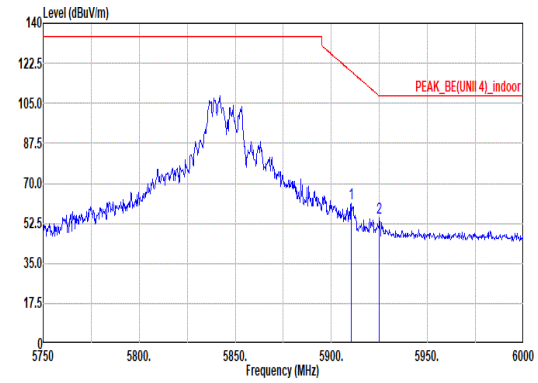 <br>Site : 03CH20-HY<br>Condition: PEAK_BE(UNII 4)_indoor 3m HF_9120D_02360_241101 VERTICAL<br>: RBW:1000.000kHz VBW:3000.000kHz SWT:Auto<br><br>Limit Read Ant Cable Preamp Aux APos TPos<br>Freq Level Line Margin Level Factor Loss Factor Factor Remark<br>MHz dBuV/m dBuV/m dB dBuV dB/m dB dB dB cm deg<br>1 5910.25 61.35 119.00 -57.65 51.22 34.30 13.76 37.93 0.00 397 360 PEAK<br>2 5925.00 54.94 108.20 -53.26 44.79 34.30 13.78 37.93 0.00 397 360 PEAK | Blank |
| Avg | 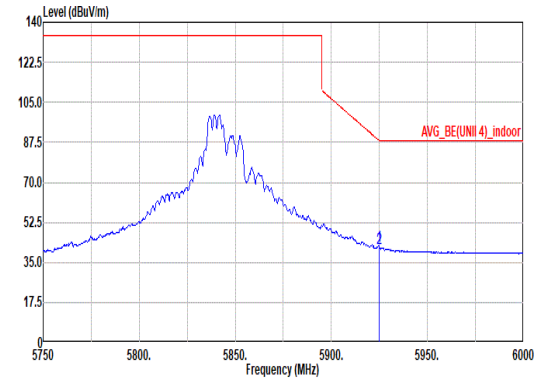 <br>Site : 03CH20-HY<br>Condition: AVG_BE(UNII 4)_indoor 3m HF_9120D_02360_241101 VERTICAL<br>: RBW:1000.000kHz VBW:0.820kHz SWT:Auto<br><br>Limit Read Ant Cable Preamp Aux APos TPos<br>Freq Level Line Margin Level Factor Loss Factor Factor Remark<br>MHz dBuV/m dBuV/m dB dBuV dB/m dB dB dB cm deg<br>1 5924.75 42.35 88.38 -46.03 32.20 34.30 13.78 37.93 0.00 397 360 AVERAGE<br>2 5925.00 41.46 88.20 -46.74 31.31 34.30 13.78 37.93 0.00 397 360 AVERAGE | Blank |

| Mode | 67 | |
|---|---|---|
| | Harmonic | |
| | U-NII-4_5.85-5.895_802.11ax HE20_CH169_Partial_106/53RU _5845MHz | |
| ANT | 4+3 | |
| Pol. | Horizontal | Vertical |
| Peak<br>Avg | 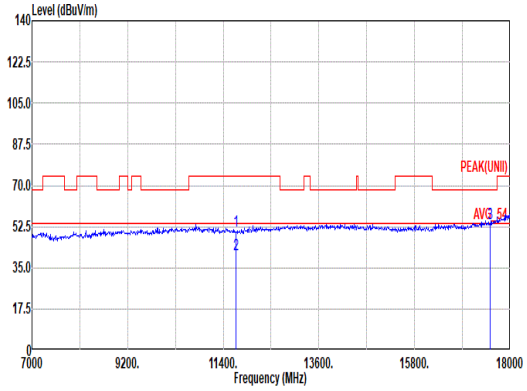 <br><br>Site : 03CH20-HY<br>Condition: PEAK(UNII) 3m HF_9120D_02360_241101 HORIZONTAL<br><br>Freq Level Limit Line Margin Read Level Ant Factor Cable Loss Preamp Factor Aux Factor APos TPos Remark<br>MHz dBuV/m dBuV/m dB dBuV dB/m dB dB dB cm deg<br>1 11690.00 50.79 74.00 -23.21 34.52 38.62 19.58 42.63 0.70 298 239 PEAK<br>2 11690.00 40.61 54.00 -13.39 24.34 38.62 19.58 42.63 0.70 298 239 AVERAGE<br>3 17535.00 53.63 68.20 -14.57 33.24 40.41 24.20 44.87 0.65 -- -- PEAK | 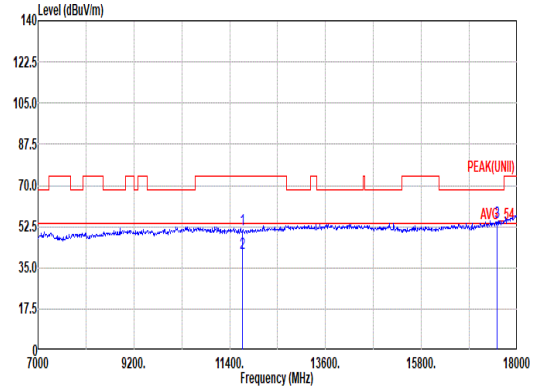 <br><br>Site : 03CH20-HY<br>Condition: PEAK(UNII) 3m HF_9120D_02360_241101 VERTICAL<br><br>Freq Level Limit Line Margin Read Level Ant Factor Cable Loss Preamp Factor Aux Factor APos TPos Remark<br>MHz dBuV/m dBuV/m dB dBuV dB/m dB dB dB cm deg<br>1 11690.00 50.99 74.00 -23.01 34.72 38.62 19.58 42.63 0.70 399 6 PEAK<br>2 11690.00 40.96 54.00 -13.04 24.69 38.62 19.58 42.63 0.70 399 6 AVERAGE<br>3 17535.00 54.41 68.20 -13.79 34.02 40.41 24.20 44.87 0.65 -- -- PEAK |

| Mode | 67 | |
|---|---|---|
| | Harmonic | |
| | U-NII-4_5.85-5.895_802.11ax HE20_CH169_Partial_106/53RU _5845MHz | |
| ANT | 4+3 | |
| Pol. | Horizontal | Vertical |
| 17.7G ~18G Avg | 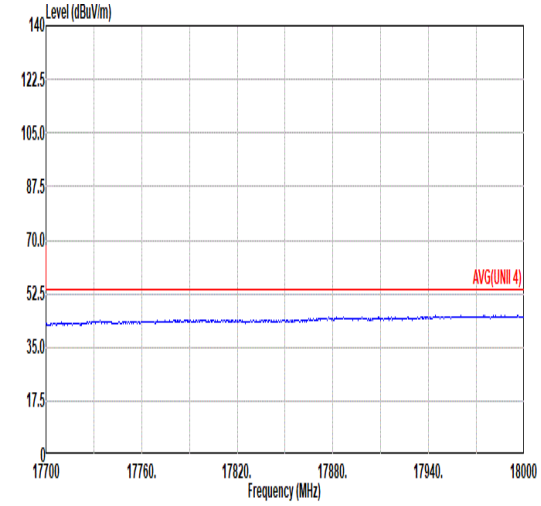 <br>Site : 03CH20-HY<br>Condition: AVG(UNII 4) 3m HF_9120D_02360_241101 HORIZONTAL | 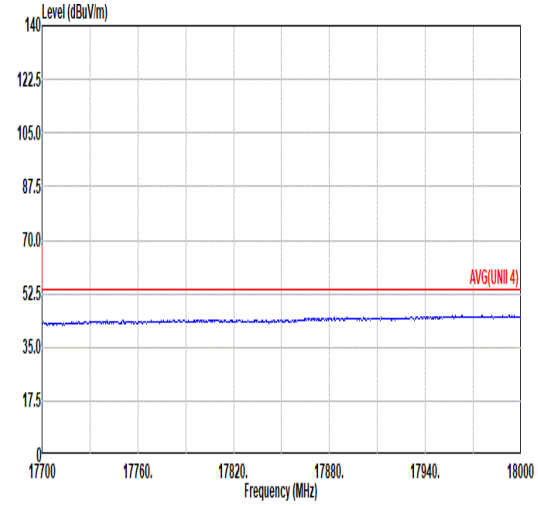 <br>Site : 03CH20-HY<br>Condition: AVG(UNII 4) 3m HF_9120D_02360_241101 VERTICAL |

| Mode | 68 | |
|---|---|---|
| | Band Edge - L | |
| | U-NII-4_5.85-5.895_802.11ax HE20_CH173_Full RU_5865MHz | |
| ANT | 4+3 | |
| Pol. | Horizontal | Fundamental |
| Peak | 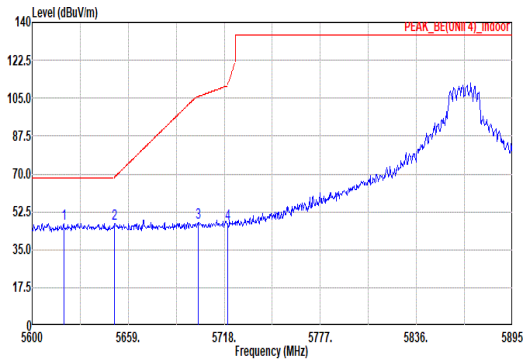 <br>Site : 03CH20-HY<br>Condition: PEAK_BE(UNII 4)_indoor 3m HF_9120D_02360_241101 HORIZONTAL<br>: RBW:1000.000kHz VBW:3000.000kHz SWT:Auto<br><br>Freq Level Limit Line Margin Read Level Ant Factor Cable Loss Preamp Factor Aux Factor APos TPos Remark<br>MHz dBuV/m dBuV/m dB dBuV dB/m dB dB dB cm deg<br>1 5619.47 47.10 68.20 -21.10 38.56 33.08 13.37 37.91 0.00 200 60 PEAK<br>2 5650.74 47.21 68.75 -21.54 38.51 33.21 13.41 37.92 0.00 200 60 PEAK<br>3 5701.78 47.58 105.70 -58.12 38.42 33.60 13.48 37.92 0.00 200 60 PEAK<br>4 5720.07 47.03 110.95 -63.92 37.81 33.64 13.50 37.92 0.00 200 60 PEAK | 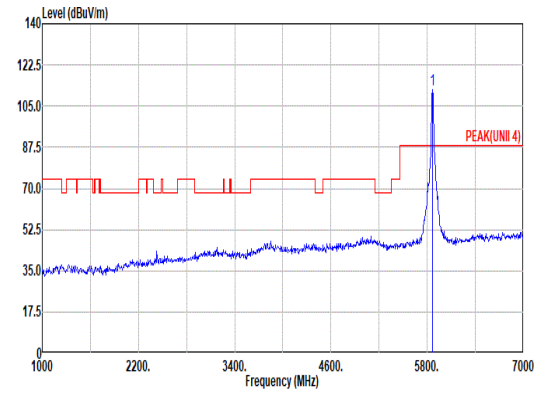 <br>Site : 03CH20-HY<br>Condition: PEAK(UNII 4) 3m HF_9120D_02360_241101 HORIZONTAL<br>: RBW:1000.000kHz VBW:3000.000kHz SWT:Auto<br><br>Freq Level Limit Line Margin Read Level Ant Factor Cable Loss Preamp Factor Aux Factor APos TPos Remark<br>MHz dBuV/m dBuV/m dB dBuV dB/m dB dB dB cm deg<br>1 5865.00 112.19 ------ ------ 102.11 34.30 13.70 37.92 0.00 200 60 PEAK |
| Avg | Blank | 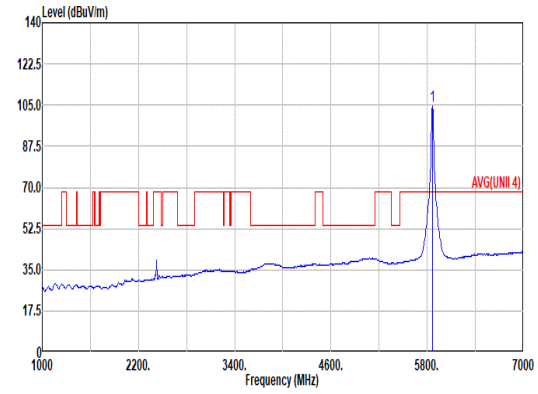 <br>Site : 03CH20-HY<br>Condition: AVG(UNII 4) 3m HF_9120D_02360_241101 HORIZONTAL<br>: RBW:1000.000kHz VBW:0.010kHz SWT:Auto<br><br>Freq Level Limit Line Margin Read Level Ant Factor Cable Loss Preamp Factor Aux Factor APos TPos Remark<br>MHz dBuV/m dBuV/m dB dBuV dB/m dB dB dB cm deg<br>1 5865.00 104.66 ------ ------ 94.58 34.30 13.70 37.92 0.00 200 60 AVERAGE |

| Mode | 68 | |
|---|---|---|
| | Band Edge - R | |
| | U-NII-4_5.85-5.895_802.11ax HE20_CH173_Full RU_5865MHz | |
| ANT | 4+3 | |
| Pol. | Horizontal | Fundamental |
| Peak | 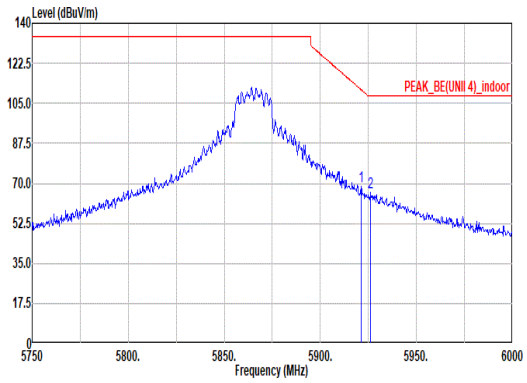 <br>Site : 03CH20-HY<br>Condition: PEAK_BE(UNII 4)_indoor 3m HF_9120D_02360_241101 HORIZONTAL<br>: RBW:1000.000kHz VBW:3000.000kHz SWT:Auto<br><br>Freq Level Limit Line Margin Read Level Ant Factor Cable Loss Preamp Factor Aux Factor APos TPos Remark<br>MHz dBuV/m dBuV/m dB dBuV dB/m dB dB dB cm deg<br>1 5921.25 68.70 110.94 -42.24 58.56 34.30 13.77 37.93 0.00 200 60 PEAK<br>2 5926.25 66.29 108.20 -41.91 56.14 34.30 13.78 37.93 0.00 200 60 PEAK | Blank |
| Avg | 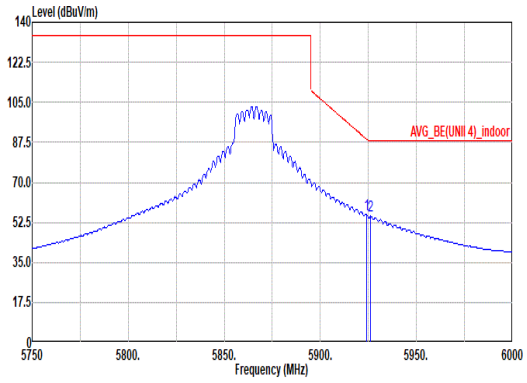 <br>Site : 03CH20-HY<br>Condition: AVG_BE(UNII 4)_indoor 3m HF_9120D_02360_241101 HORIZONTAL<br>: RBW:1000.000kHz VBW:0.010kHz SWT:Auto<br><br>Freq Level Limit Line Margin Read Level Ant Factor Cable Loss Preamp Factor Aux Factor APos TPos Remark<br>MHz dBuV/m dBuV/m dB dBuV dB/m dB dB dB cm deg<br>1 5924.25 55.96 88.75 -32.79 45.81 34.30 13.78 37.93 0.00 200 60 AVERAGE<br>2 5926.25 55.24 88.20 -32.96 45.09 34.30 13.78 37.93 0.00 200 60 AVERAGE | Blank |

| Mode | 68 | |
|---|---|---|
| | Band Edge - L | |
| | U-NII-4_5.85-5.895_802.11ax HE20_CH173_Full RU_5865MHz | |
| ANT | 4+3 | |
| Pol. | Vertical | Fundamental |
| Peak | 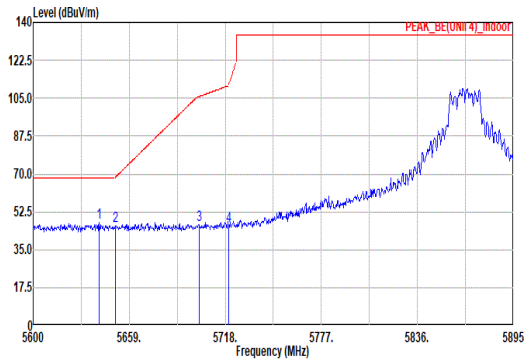 <br>Site : 03CH20-HY<br>Condition: PEAK_BE(UNII 4)_indoor 3m HF_9120D_02360_241101 VERTICAL<br>: RBW:1000.000kHz VBW:3000.000kHz SWT:Auto<br><br>Freq Level Limit Line Margin Read Level Ant Factor Cable Loss Preamp Factor Aux Factor APos TPos Remark<br>MHz dBuV/m dBuV/m dB dBuV dB/m dB dB dB cm deg<br>1 5640.71 47.67 68.20 -20.53 39.04 33.16 13.39 37.92 0.00 399 360 PEAK<br>2 5650.74 45.85 68.75 -22.90 37.15 33.21 13.41 37.92 0.00 399 360 PEAK<br>3 5701.78 46.66 105.70 -59.04 37.50 33.60 13.48 37.92 0.00 399 360 PEAK<br>4 5720.07 45.79 110.95 -65.16 36.57 33.64 13.50 37.92 0.00 399 360 PEAK | 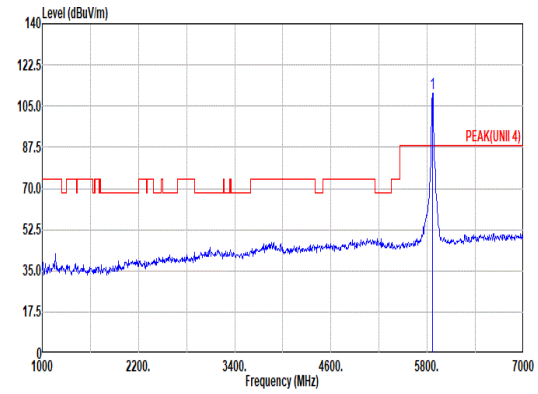 <br>Site : 03CH20-HY<br>Condition: PEAK(UNII 4) 3m HF_9120D_02360_241101 VERTICAL<br>: RBW:1000.000kHz VBW:3000.000kHz SWT:Auto<br><br>Freq Level Limit Line Margin Read Level Ant Factor Cable Loss Preamp Factor Aux Factor APos TPos Remark<br>MHz dBuV/m dBuV/m dB dBuV dB/m dB dB dB cm deg<br>1 5865.00 110.56 ------ ------ 100.48 34.30 13.70 37.92 0.00 399 360 PEAK |
| Avg | Blank | 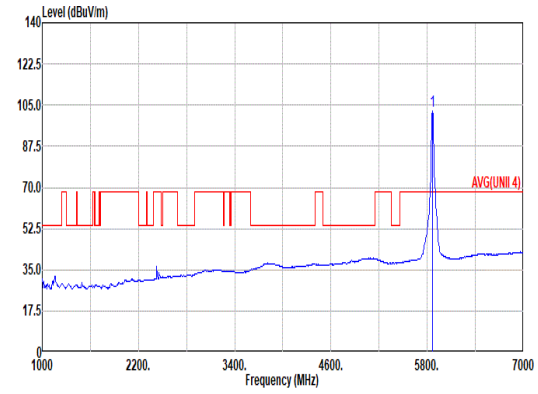 <br>Site : 03CH20-HY<br>Condition: AVG(UNII 4) 3m HF_9120D_02360_241101 VERTICAL<br>: RBW:1000.000kHz VBW:0.010kHz SWT:Auto<br><br>Freq Level Limit Line Margin Read Level Ant Factor Cable Loss Preamp Factor Aux Factor APos TPos Remark<br>MHz dBuV/m dBuV/m dB dBuV dB/m dB dB dB cm deg<br>1 5865.00 102.74 ------ ------ 92.66 34.30 13.70 37.92 0.00 399 360 AVERAGE |

| Mode | 68 | |
|---|---|---|
| | Band Edge - R | |
| | U-NII-4_5.85-5.895_802.11ax HE20_CH173_Full RU_5865MHz | |
| ANT | 4+3 | |
| Pol. | Vertical | Fundamental |
| Peak | 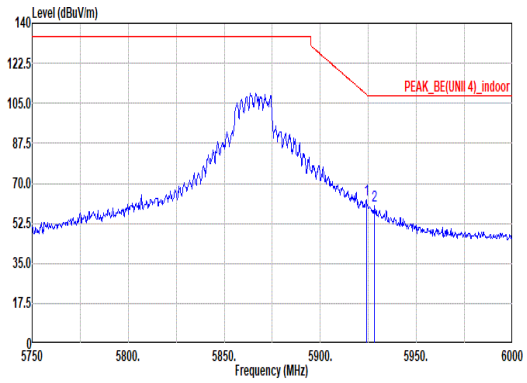 <br>Site : 03CH20-HY<br>Condition: PEAK_BE(UNII 4)_indoor 3m HF_9120D_02360_241101 VERTICAL<br>: RBW:1000.000kHz VBW:3000.000kHz SWT:Auto<br><br>Limit Read Ant Cable Preamp Aux APos TPos<br>Freq Level Line Margin Level Factor Loss Factor Factor Remark<br>MHz dBuV/m dBuV/m dB dBuV dB/m dB dB dB cm deg<br>1 5924.00 62.68 108.93 -46.25 52.53 34.30 13.78 37.93 0.00 399 360 PEAK<br>2 5928.25 60.06 108.20 -48.14 49.91 34.30 13.78 37.93 0.00 399 360 PEAK | Blank |
| Avg | 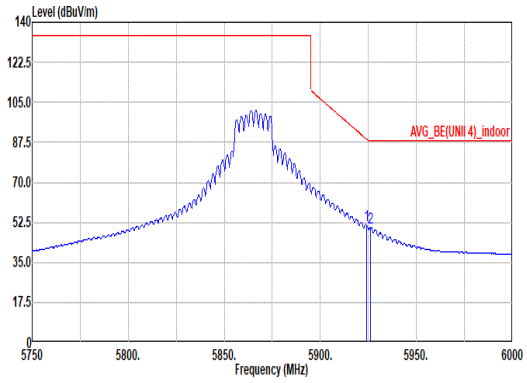 <br>Site : 03CH20-HY<br>Condition: AVG_BE(UNII 4)_indoor 3m HF_9120D_02360_241101 VERTICAL<br>: RBW:1000.000kHz VBW:0.010kHz SWT:Auto<br><br>Limit Read Ant Cable Preamp Aux APos TPos<br>Freq Level Line Margin Level Factor Loss Factor Factor Remark<br>MHz dBuV/m dBuV/m dB dBuV dB/m dB dB dB cm deg<br>1 5924.00 51.38 88.93 -37.55 41.23 34.30 13.78 37.93 0.00 399 360 AVERAGE<br>2 5926.25 50.32 88.20 -37.88 40.17 34.30 13.78 37.93 0.00 399 360 AVERAGE | Blank |

| Mode | 68 | |
|---|---|---|
| | Harmonic | |
| | U-NII-4_5.85-5.895_802.11ax HE20_CH173_Full RU_5865MHz | |
| ANT | 4+3 | |
| Pol. | Horizontal | Vertical |
| Peak<br>Avg | 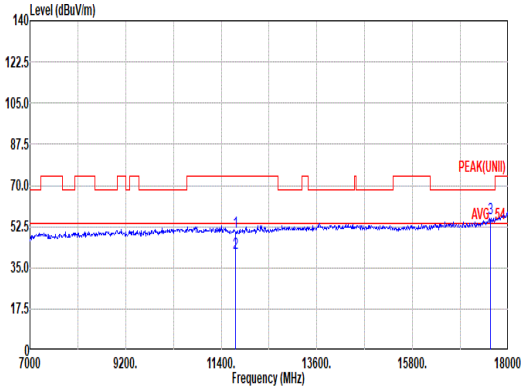 <br><br>Site : 03CH20-HY<br>Condition: PEAK(UNII) 3m HF_9120D_02360_241101 HORIZONTAL<br><br>Freq Level Limit Line Margin Read Level Ant Factor Cable Loss Preamp Factor Aux Factor APos TPos Remark<br>MHz dBuV/m dBuV/m dB dBuV dB/m dB dB dB cm deg<br>1 11730.00 50.25 74.00 -23.75 34.05 38.54 19.62 42.66 0.70 200 160 PEAK<br>2 11730.00 41.25 54.00 -12.75 25.05 38.54 19.62 42.66 0.70 200 160 Average<br>3 17595.00 56.19 68.20 -12.01 35.65 40.59 24.24 44.95 0.66 -- -- PEAK | 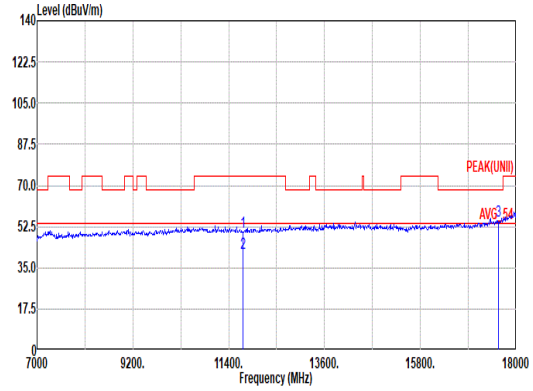 <br><br>Site : 03CH20-HY<br>Condition: PEAK(UNII) 3m HF_9120D_02360_241101 VERTICAL<br><br>Freq Level Limit Line Margin Read Level Ant Factor Cable Loss Preamp Factor Aux Factor APos TPos Remark<br>MHz dBuV/m dBuV/m dB dBuV dB/m dB dB dB cm deg<br>1 11730.00 50.45 74.00 -23.55 34.25 38.54 19.62 42.66 0.70 200 163 PEAK<br>2 11730.00 41.43 54.00 -12.57 25.23 38.54 19.62 42.66 0.70 200 163 Average<br>3 17595.00 54.74 68.20 -13.46 34.20 40.59 24.24 44.95 0.66 -- -- PEAK |

| Mode | 68 | |
|---|---|---|
| | Harmonic | |
| | U-NII-4_5.85-5.895_802.11ax HE20_CH173_Full RU_5865MHz | |
| ANT | 4+3 | |
| Pol. | Horizontal | Vertical |
| 17G ~18G Avg | 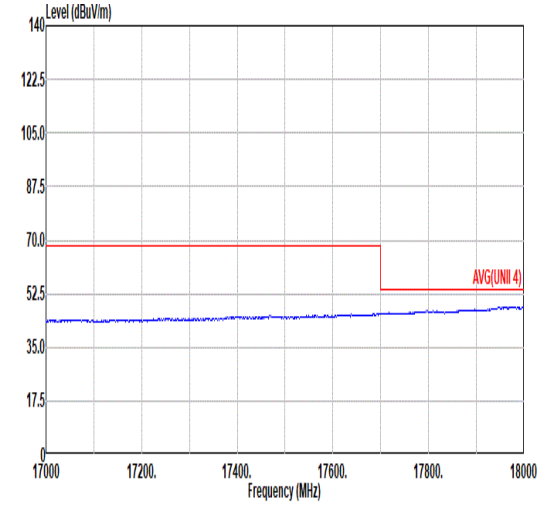 <br>Site : 03CH20-HY<br>Condition: AVG(UNII 4) 3m HF_9120D_02360_241101 HORIZONTAL | 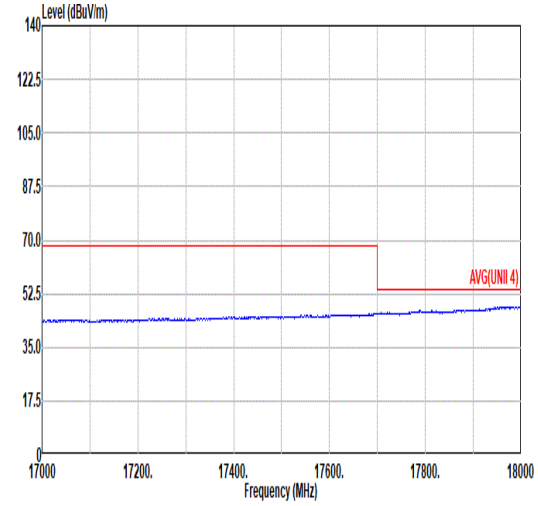 <br>Site : 03CH20-HY<br>Condition: AVG(UNII 4) 3m HF_9120D_02360_241101 VERTICAL |

| Mode | 69 | |
|---|---|---|
| | Band Edge - L | |
| | U-NII-4_5.85-5.895_802.11ax HE20_CH177_Full RU_5885MHz | |
| ANT | 4+3 | |
| Pol. | Horizontal | Fundamental |
| Peak | 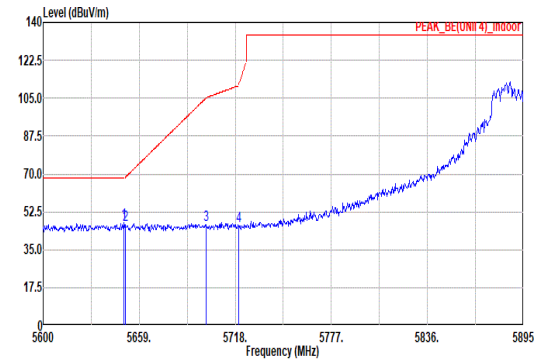 <br>Site : 03CH20-HY<br>Condition: PEAK_BE(UNII 4)_indoor 3m HF_9120D_02360_241101 HORIZONTAL<br>: RBW:1000.000kHz VBW:3000.000kHz SWT:Auto<br><br>Freq Level Limit Line Margin Read Level Ant Factor Cable Loss Preamp Factor Aux Factor APos TPos Remark<br>MHz dBuV/m dBuV/m dB dBuV dB/m dB dB dB cm deg<br>1 5649.56 47.59 68.20 -20.61 38.90 33.20 13.41 37.92 0.00 200 60 PEAK<br>2 5650.74 46.71 68.75 -22.04 38.01 33.21 13.41 37.92 0.00 200 60 PEAK<br>3 5700.01 46.35 105.20 -58.85 37.19 33.60 13.48 37.92 0.00 200 60 PEAK<br>4 5720.07 46.02 110.95 -64.93 36.80 33.64 13.50 37.92 0.00 200 60 PEAK | 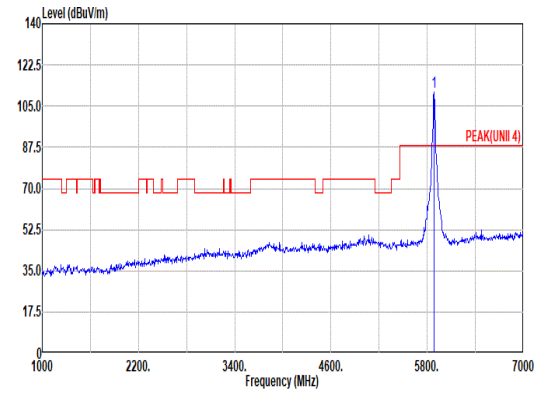 <br>Site : 03CH20-HY<br>Condition: PEAK(UNII 4) 3m HF_9120D_02360_241101 HORIZONTAL<br>: RBW:1000.000kHz VBW:3000.000kHz SWT:Auto<br><br>Freq Level Limit Line Margin Read Level Ant Factor Cable Loss Preamp Factor Aux Factor APos TPos Remark<br>MHz dBuV/m dBuV/m dB dBuV dB/m dB dB dB cm deg<br>1 5885.00 111.16 ------ ------ 101.06 34.30 13.73 37.93 0.00 200 60 PEAK |
| Avg | Blank | 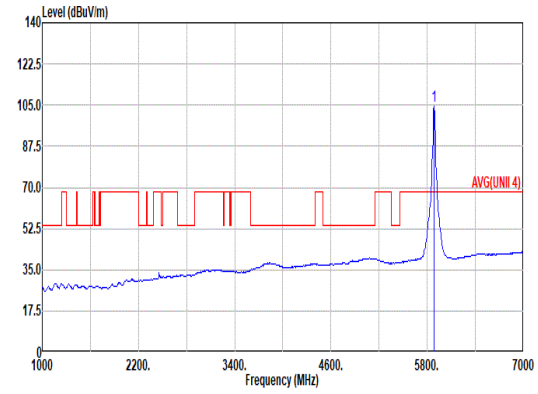 <br>Site : 03CH20-HY<br>Condition: AVG(UNII 4) 3m HF_9120D_02360_241101 HORIZONTAL<br>: RBW:1000.000kHz VBW:0.010kHz SWT:Auto<br><br>Freq Level Limit Line Margin Read Level Ant Factor Cable Loss Preamp Factor Aux Factor APos TPos Remark<br>MHz dBuV/m dBuV/m dB dBuV dB/m dB dB dB cm deg<br>1 5885.00 104.64 ------ ------ 94.55 34.30 13.72 37.93 0.00 200 60 AVERAGE |

| Mode | 69 | |
|---|---|---|
| | Band Edge - R | |
| | U-NII-4_5.85-5.895_802.11ax HE20_CH177_Full RU_5885MHz | |
| ANT | 4+3 | |
| Pol. | Horizontal | Fundamental |
| Peak | 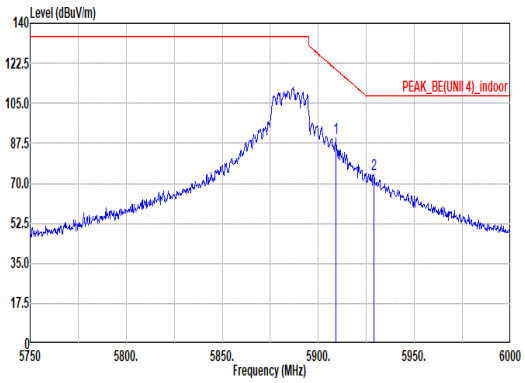 <br>Site : 03CH20-HY<br>Condition: PEAK_BE(UNII 4)_indoor 3m HF_9120D_02360_241101 HORIZONTAL<br>: RBW:1000.000kHz VBW:3000.000kHz SWT:Auto<br><br>Limit Read Ant Cable Preamp Aux APos TPos<br>Freq Level Line Margin Level Factor Loss Factor Factor Remark<br>MHz dBuV/m dBuV/m dB dBuV dB/m dB dB dB cm deg<br>1 5909.25 89.86 119.74 -29.88 79.73 34.30 13.76 37.93 0.00 200 60 PEAK<br>2 5929.00 74.17 108.20 -34.03 64.02 34.30 13.78 37.93 0.00 200 60 PEAK | Blank |
| Avg | 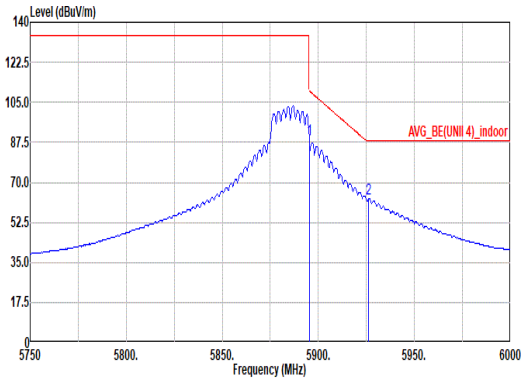 <br>Site : 03CH20-HY<br>Condition: AVG_BE(UNII 4)_indoor 3m HF_9120D_02360_241101 HORIZONTAL<br>: RBW:1000.000kHz VBW:0.010kHz SWT:Auto<br><br>Limit Read Ant Cable Preamp Aux APos TPos<br>Freq Level Line Margin Level Factor Loss Factor Factor Remark<br>MHz dBuV/m dBuV/m dB dBuV dB/m dB dB dB cm deg<br>1 5895.25 89.01 110.02 -21.01 78.90 34.30 13.74 37.93 0.00 200 60 AVERAGE<br>2 5926.25 62.80 88.20 -25.40 52.65 34.30 13.78 37.93 0.00 200 60 AVERAGE | Blank |

| Mode | 69 |
|---|---|
| | Band Edge - L |
| | U-NII-4_5.85-5.895_802.11ax HE20_CH177_Full RU_5885MHz |
| ANT | 4+3 |

| Pol. | Vertical | Fundamental |
|---|---|---|
| Peak | 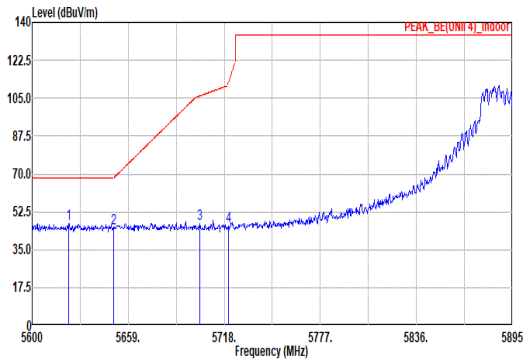 <br>Site : 03CH20-HY<br>Condition: PEAK_BE(UNII 4)_indoor 3m HF_9120D_02360_241101 VERTICAL<br>: RBW:1000.000kHz VBW:3000.000kHz SWT:Auto<br><br>Freq Level Limit Line Margin Read Level Ant Factor Cable Loss Preamp Factor Aux Factor APos TPos Remark<br>MHz dBuV/m dBuV/m dB dBuV dB/m dB dB dB cm deg<br>1 5622.42 46.81 68.20 -21.39 38.26 33.09 13.37 37.91 0.00 400 1 PEAK<br>2 5650.15 45.15 68.31 -23.16 36.46 33.20 13.41 37.92 0.00 400 1 PEAK<br>3 5702.96 47.13 106.03 -58.90 37.96 33.61 13.48 37.92 0.00 400 1 PEAK<br>4 5720.36 45.82 111.62 -65.80 36.60 33.64 13.50 37.92 0.00 400 1 PEAK | 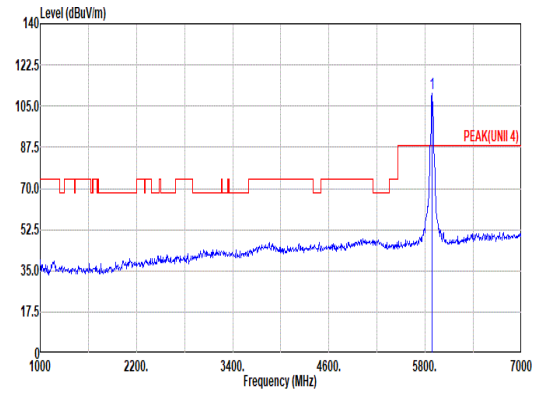 <br>Site : 03CH20-HY<br>Condition: PEAK(UNII 4) 3m HF_9120D_02360_241101 VERTICAL<br>: RBW:1000.000kHz VBW:3000.000kHz SWT:Auto<br><br>Freq Level Limit Line Margin Read Level Ant Factor Cable Loss Preamp Factor Aux Factor APos TPos Remark<br>MHz dBuV/m dBuV/m dB dBuV dB/m dB dB dB cm deg<br>1 5885.00 110.61 ------ ------ 100.52 34.30 13.72 37.93 0.00 400 1 PEAK |
| Avg | Blank | 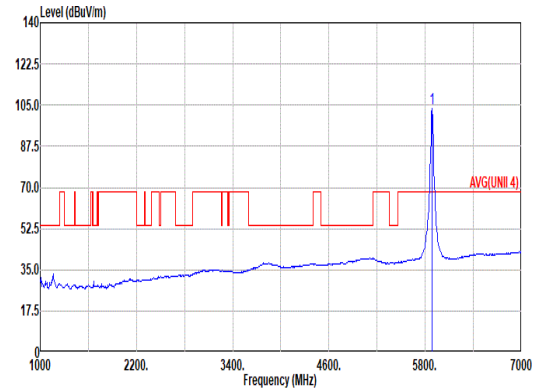 <br>Site : 03CH20-HY<br>Condition: AVG(UNII 4) 3m HF_9120D_02360_241101 VERTICAL<br>: RBW:1000.000kHz VBW:0.010kHz SWT:Auto<br><br>Freq Level Limit Line Margin Read Level Ant Factor Cable Loss Preamp Factor Aux Factor APos TPos Remark<br>MHz dBuV/m dBuV/m dB dBuV dB/m dB dB dB cm deg<br>1 5885.00 103.72 ------ ------ 93.63 34.30 13.72 37.93 0.00 400 1 AVERAGE |

| Mode | 69 | |
|---|---|---|
| | Band Edge - R | |
| | U-NII-4_5.85-5.895_802.11ax HE20_CH177_Full RU_5885MHz | |
| ANT | 4+3 | |
| Pol. | Vertical | Fundamental |
| Peak | 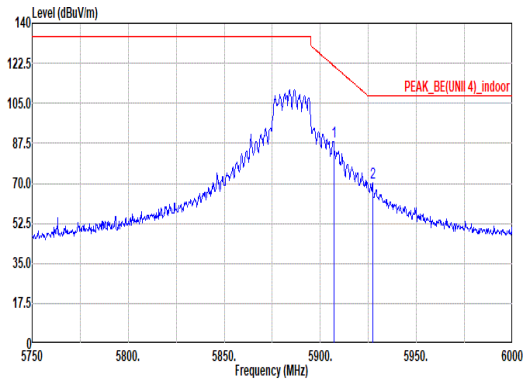 <br>Site : 03CH20-HY<br>Condition: PEAK_BE(UNII 4)_indoor 3m HF_9120D_02360_241101 VERTICAL<br>: RBW:1000.000kHz VBW:3000.000kHz SWT:Auto<br><br>Limit Read Ant Cable Preamp Aux APos TPos<br>Freq Level Line Margin Level Factor Loss Factor Factor Remark<br>MHz dBuV/m dBuV/m dB dBuV dB/m dB dB dB cm deg<br>1 5907.00 88.28 121.39 -33.11 78.16 34.30 13.75 37.93 0.00 400 1 PEAK<br>2 5927.25 70.40 108.20 -37.80 60.25 34.30 13.78 37.93 0.00 400 1 PEAK | Blank |
| Avg | 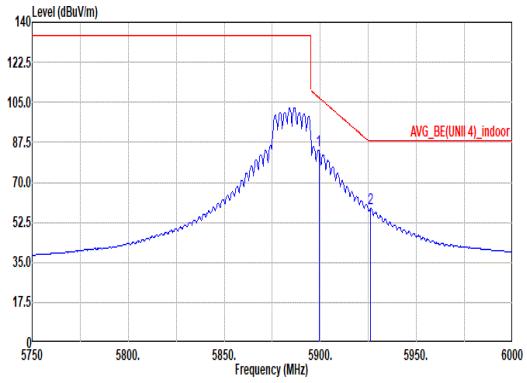 <br>Site : 03CH20-HY<br>Condition: AVG_BE(UNII 4)_indoor 3m HF_9120D_02360_241101 VERTICAL<br>: RBW:1000.000kHz VBW:0.010kHz SWT:Auto<br><br>Limit Read Ant Cable Preamp Aux APos TPos<br>Freq Level Line Margin Level Factor Loss Factor Factor Remark<br>MHz dBuV/m dBuV/m dB dBuV dB/m dB dB dB cm deg<br>1 5899.25 83.90 107.08 -23.18 73.79 34.30 13.74 37.93 0.00 400 1 AVERAGE<br>2 5926.25 58.48 88.20 -29.72 48.33 34.30 13.78 37.93 0.00 400 1 AVERAGE | Blank |

| Mode | 69 | |
|---|---|---|
| | Harmonic | |
| | U-NII-4_5.85-5.895_802.11ax HE20_CH177_Full RU_5885MHz | |
| ANT | 4+3 | |
| Pol. | Horizontal | Vertical |
| Peak<br>Avg | 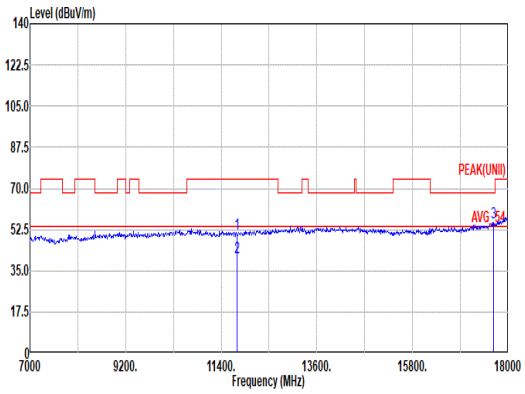 <br><br>Site : 03CH20-HY<br>Condition: PEAK(UNII) 3m HF_9120D_02360_241101 HORIZONTAL<br>Freq Level Limit Line Margin Read Level Ant Factor Cable Loss Preamp Factor Aux Factor APos TPos Remark<br>MHz dBuV/m dBuV/m dB dBuV dB/m dB dB dB cm deg<br>1 11770.00 50.94 74.00 -23.06 34.71 38.58 19.65 42.69 0.69 302 68 PEAK<br>2 11770.00 40.72 54.00 -13.28 24.49 38.58 19.65 42.69 0.69 302 68 AVERAGE<br>3 17655.00 55.25 68.20 -12.95 34.49 40.83 24.29 45.03 0.67 -- -- PEAK | 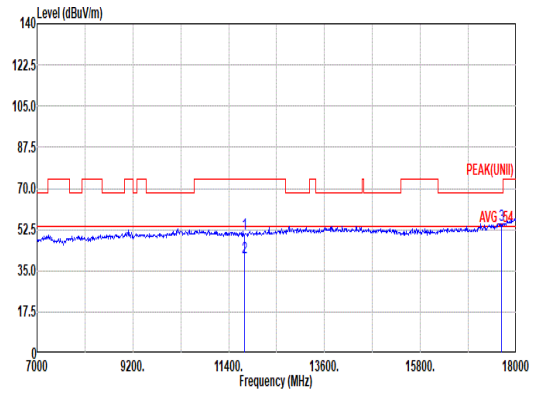 <br><br>Site : 03CH20-HY<br>Condition: PEAK(UNII) 3m HF_9120D_02360_241101 VERTICAL<br>Freq Level Limit Line Margin Read Level Ant Factor Cable Loss Preamp Factor Aux Factor APos TPos Remark<br>MHz dBuV/m dBuV/m dB dBuV dB/m dB dB dB cm deg<br>1 11770.00 50.88 74.00 -23.12 34.65 38.58 19.65 42.69 0.69 400 128 PEAK<br>2 11770.00 40.56 54.00 -13.44 24.33 38.58 19.65 42.69 0.69 400 128 AVERAGE<br>3 17655.00 54.44 68.20 -13.76 33.68 40.83 24.29 45.03 0.67 -- -- PEAK |

| Mode | 69 | |
|---|---|---|
| | Harmonic | |
| | U-NII-4_5.85-5.895_802.11ax HE20_CH177_Full RU_5885MHz | |
| ANT | 4+3 | |
| Pol. | Horizontal | Vertical |
| 17.7G ~18G Avg | 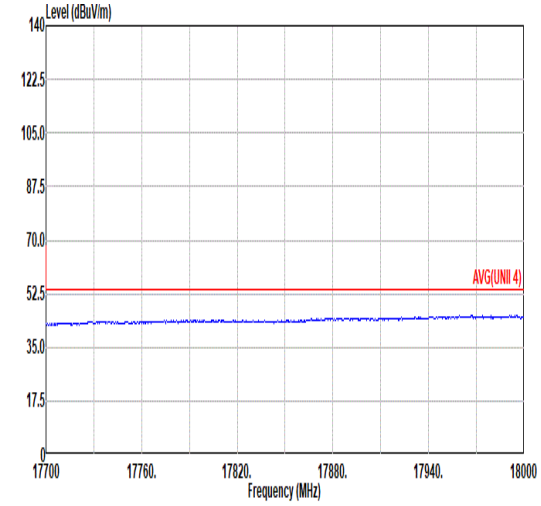 <br>Site : 03CH20-HY<br>Condition: AVG(UNII 4) 3m HF_9120D_02360_241101 HORIZONTAL | 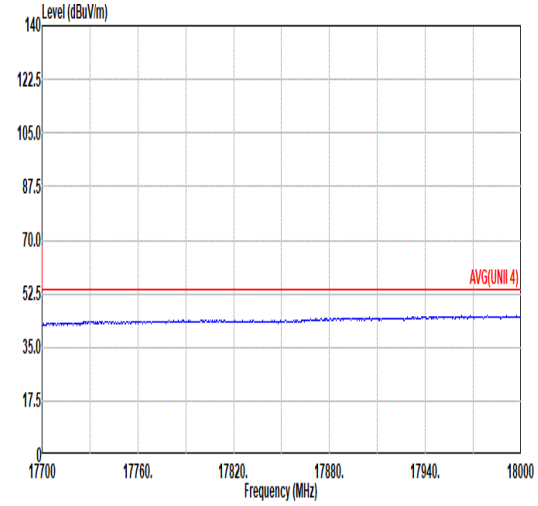 <br>Site : 03CH20-HY<br>Condition: AVG(UNII 4) 3m HF_9120D_02360_241101 VERTICAL |

| Mode | 70 | |
|---|---|---|
| | Band Edge - L | |
| | U-NII-4_5.85-5.895_802.11ax HE20_CH177_Partial_26/8RU _5885MHz | |
| ANT | 4+3 | |
| Pol. | Horizontal | Fundamental |
| Peak | 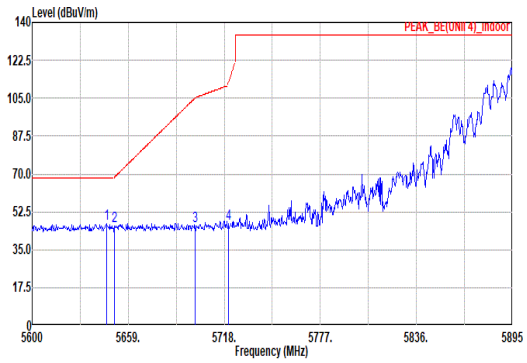 <br>Site : 03CH20-HY<br>Condition: PEAK_BE(UNII 4)_indoor 3m HF_9120D_02360_241101 HORIZONTAL<br>: RBW:1000.000kHz VBW:3000.000kHz SWT:Auto<br><br>\| \| Freq \| Level \| Limit Line \| Margin \| Read Level \| Ant Factor \| Cable Loss \| Preamp Factor \| Aux Factor \| APos \| TPos \| Remark \|<br>\| \| MHz \| dBuV/m \| dBuV/m \| dB \| dBuV \| dB/m \| dB \| dB \| dB \| cm \| deg \|<br>\| 1 \| 5645.73 \| 47.10 \| 68.20 \| -21.10 \| 38.44 \| 33.18 \| 13.40 \| 37.92 \| 0.00 \| 239 \| 60 \| PEAK \|<br>\| 2 \| 5650.45 \| 45.78 \| 68.53 \| -22.75 \| 37.09 \| 33.20 \| 13.41 \| 37.92 \| 0.00 \| 239 \| 60 \| PEAK \|<br>\| 3 \| 5700.01 \| 46.18 \| 105.20 \| -59.02 \| 37.02 \| 33.60 \| 13.48 \| 37.92 \| 0.00 \| 239 \| 60 \| PEAK \|<br>\| 4 \| 5720.36 \| 46.79 \| 111.62 \| -64.83 \| 37.57 \| 33.64 \| 13.50 \| 37.92 \| 0.00 \| 239 \| 60 \| PEAK \| | 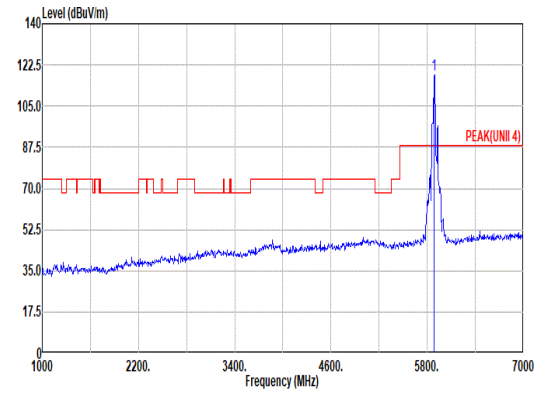 <br>Site : 03CH20-HY<br>Condition: PEAK(UNII 4) 3m HF_9120D_02360_241101 HORIZONTAL<br>: RBW:1000.000kHz VBW:3000.000kHz SWT:Auto<br><br>\| \| Freq \| Level \| Limit Line \| Margin \| Read Level \| Ant Factor \| Cable Loss \| Preamp Factor \| Aux Factor \| APos \| TPos \| Remark \|<br>\| \| MHz \| dBuV/m \| dBuV/m \| dB \| dBuV \| dB/m \| dB \| dB \| dB \| cm \| deg \|<br>\| 1 \| 5885.00 \| 118.55 \| ------ \| ------ \| 108.44 \| 34.30 \| 13.74 \| 37.93 \| 0.00 \| 239 \| 60 \| PEAK \| |
| Avg | Blank | 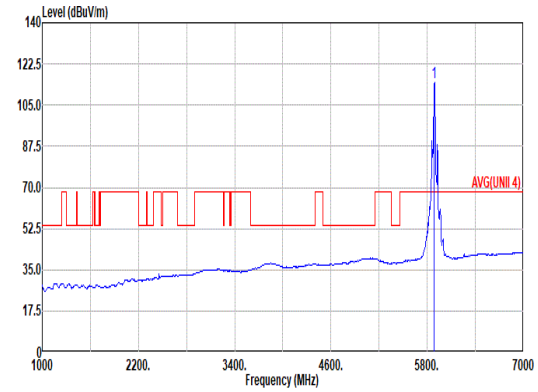 <br>Site : 03CH20-HY<br>Condition: AVG(UNII 4) 3m HF_9120D_02360_241101 HORIZONTAL<br>: RBW:1000.000kHz VBW:0.010kHz SWT:Auto<br><br>\| \| Freq \| Level \| Limit Line \| Margin \| Read Level \| Ant Factor \| Cable Loss \| Preamp Factor \| Aux Factor \| APos \| TPos \| Remark \|<br>\| \| MHz \| dBuV/m \| dBuV/m \| dB \| dBuV \| dB/m \| dB \| dB \| dB \| cm \| deg \|<br>\| 1 \| 5885.00 \| 114.44 \| ------ \| ------ \| 104.33 \| 34.30 \| 13.74 \| 37.93 \| 0.00 \| 239 \| 60 \| AVERAGE \| |

| Mode | 70 | |
|---|---|---|
| | Band Edge - R | |
| | U-NII-4_5.85-5.895_802.11ax HE20_CH177_Partial_26/8RU _5885MHz | |
| ANT | 4+3 | |
| Pol. | Horizontal | Fundamental |
| Peak | 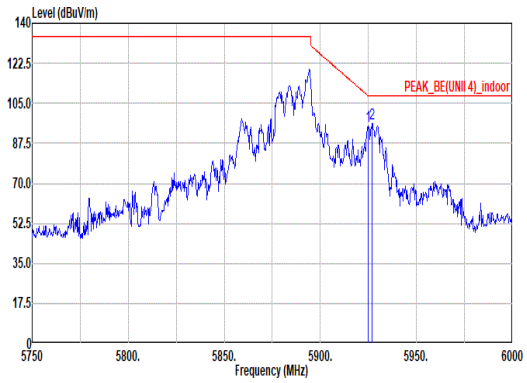 <br>Site : 03CH20-HY<br>Condition: PEAK_BE(UNII 4)_indoor 3m HF_9120D_02360_241101 HORIZONTAL<br>: RBW:1000.000kHz VBW:3000.000kHz SWT:Auto<br><br>Limit Read Ant Cable Preamp Aux APos TPos<br>Freq Level Line Margin Level Factor Loss Factor Factor Remark<br>MHz dBuV/m dBuV/m dB dBuV dB/m dB dB dB cm deg<br>1 5925.00 95.18 108.20 -13.02 85.03 34.30 13.78 37.93 0.00 239 60 PEAK<br>2 5927.00 96.41 108.20 -11.79 86.26 34.30 13.78 37.93 0.00 239 60 PEAK | Blank |
| Avg | 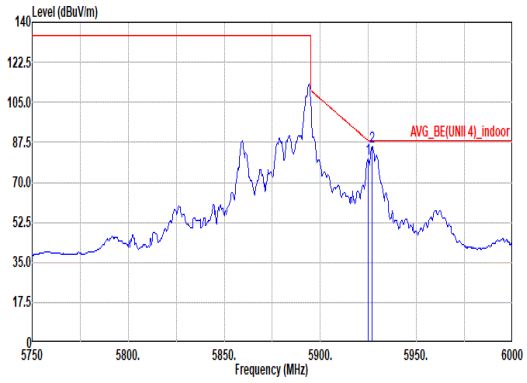 <br>Site : 03CH20-HY<br>Condition: AVG_BE(UNII 4)_indoor 3m HF_9120D_02360_241101 HORIZONTAL<br>: RBW:1000.000kHz VBW:0.010kHz SWT:Auto<br><br>Limit Read Ant Cable Preamp Aux APos TPos<br>Freq Level Line Margin Level Factor Loss Factor Factor Remark<br>MHz dBuV/m dBuV/m dB dBuV dB/m dB dB dB cm deg<br>1 5924.75 80.13 88.38 -8.25 69.98 34.30 13.78 37.93 0.00 239 60 AVERAGE<br>2 5927.00 85.79 88.20 -2.41 75.64 34.30 13.78 37.93 0.00 239 60 AVERAGE | Blank |

| Mode | 70 | |
|---|---|---|
| | Band Edge - L | |
| | U-NII-4_5.85-5.895_802.11ax HE20_CH177_Partial_26/8RU _5885MHz | |
| ANT | 4+3 | |
| Pol. | Vertical | Fundamental |
| Peak | 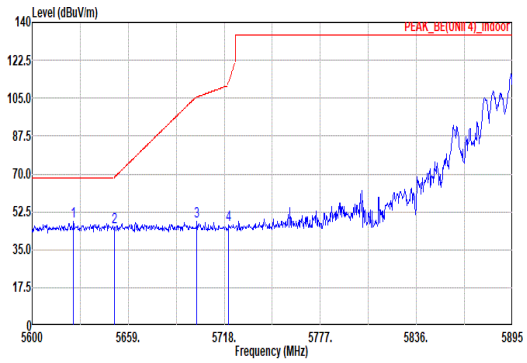 <br>Site : 03CH20-HY<br>Condition: PEAK_BE(UNII 4)_indoor 3m HF_9120D_02360_241101 VERTICAL<br>: RBW:1000.000kHz VBW:3000.000kHz SWT:Auto<br><br>Freq Level Limit Line Margin Read Level Ant Factor Cable Loss Preamp Factor Aux Factor APos TPos Remark<br>MHz dBuV/m dBuV/m dB dBuV dB/m dB dB dB cm deg<br>1 5625.37 48.05 68.20 -20.15 39.50 33.10 13.37 37.92 0.00 398 360 PEAK<br>2 5650.74 45.67 68.75 -23.08 36.97 33.21 13.41 37.92 0.00 398 360 PEAK<br>3 5701.19 47.93 105.53 -57.60 38.77 33.60 13.48 37.92 0.00 398 360 PEAK<br>4 5720.66 46.39 112.29 -65.90 37.17 33.64 13.50 37.92 0.00 398 360 PEAK | 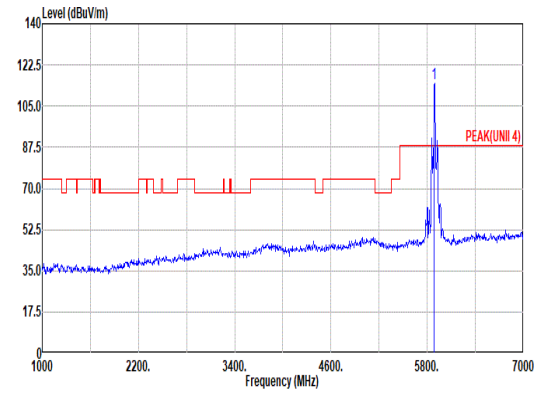 <br>Site : 03CH20-HY<br>Condition: PEAK(UNII 4) 3m HF_9120D_02360_241101 VERTICAL<br>: RBW:1000.000kHz VBW:3000.000kHz SWT:Auto<br><br>Freq Level Limit Line Margin Read Level Ant Factor Cable Loss Preamp Factor Aux Factor APos TPos Remark<br>MHz dBuV/m dBuV/m dB dBuV dB/m dB dB dB cm deg<br>1 5885.00 114.60 ------ ------ 104.49 34.30 13.74 37.93 0.00 398 360 PEAK |
| Avg | Blank | 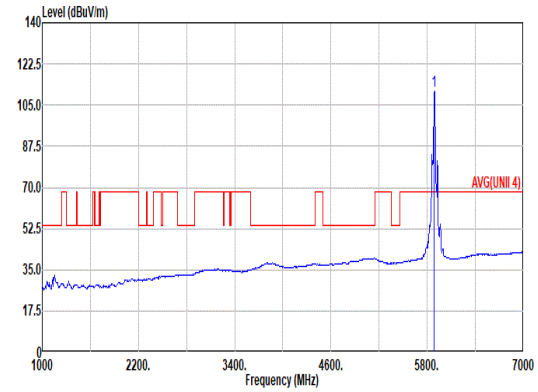 <br>Site : 03CH20-HY<br>Condition: AVG(UNII 4) 3m HF_9120D_02360_241101 VERTICAL<br>: RBW:1000.000kHz VBW:0.010kHz SWT:Auto<br><br>Freq Level Limit Line Margin Read Level Ant Factor Cable Loss Preamp Factor Aux Factor APos TPos Remark<br>MHz dBuV/m dBuV/m dB dBuV dB/m dB dB dB cm deg<br>1 5885.00 111.06 ------ ------ 100.95 34.30 13.74 37.93 0.00 398 360 AVERAGE |

| Mode | 70 | |
|---|---|---|
| | Band Edge - R | |
| | U-NII-4_5.85-5.895_802.11ax HE20_CH177_Partial_26/8RU _5885MHz | |
| ANT | 4+3 | |
| Pol. | Vertical | Fundamental |
| Peak | 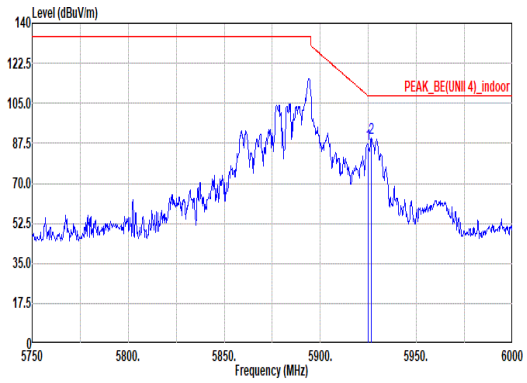 <br>Site : 03CH20-HY<br>Condition: PEAK_BE(UNII 4)_indoor 3m HF_9120D_02360_241101 VERTICAL<br>: RBW:1000.000kHz VBW:3000.000kHz SWT:Auto<br><br>Limit Read Ant Cable Preamp Aux APos TPos<br>Freq Level Line Margin Level Factor Loss Factor Factor Remark<br>MHz dBuV/m dBuV/m dB dBuV dB/m dB dB dB cm deg<br>1 5924.75 87.31 108.38 -21.07 77.16 34.30 13.78 37.93 0.00 398 360 PEAK<br>2 5926.50 89.74 108.20 -18.46 79.59 34.30 13.78 37.93 0.00 398 360 PEAK | Blank |
| Avg | 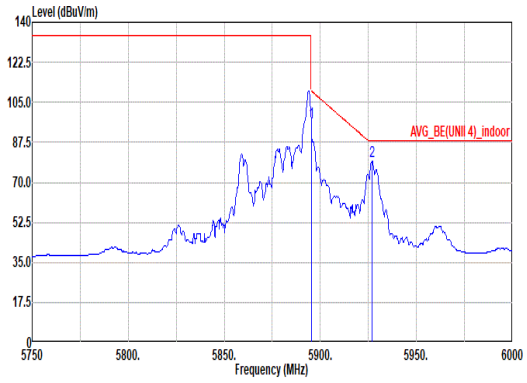 <br>Site : 03CH20-HY<br>Condition: AVG_BE(UNII 4)_indoor 3m HF_9120D_02360_241101 VERTICAL<br>: RBW:1000.000kHz VBW:0.010kHz SWT:Auto<br><br>Limit Read Ant Cable Preamp Aux APos TPos<br>Freq Level Line Margin Level Factor Loss Factor Factor Remark<br>MHz dBuV/m dBuV/m dB dBuV dB/m dB dB dB cm deg<br>1 5895.25 95.94 110.02 -14.08 85.83 34.30 13.74 37.93 0.00 398 360 AVERAGE<br>2 5927.00 79.35 88.20 -8.85 69.20 34.30 13.78 37.93 0.00 398 360 AVERAGE | Blank |

| Mode | 71 | |
|---|---|---|
| | Band Edge - L | |
| | U-NII-4_5.85-5.895_802.11ax HE20_CH177_Partial_52/40RU _5885MHz | |
| ANT | 4+3 | |
| Pol. | Horizontal | Fundamental |
| Peak | 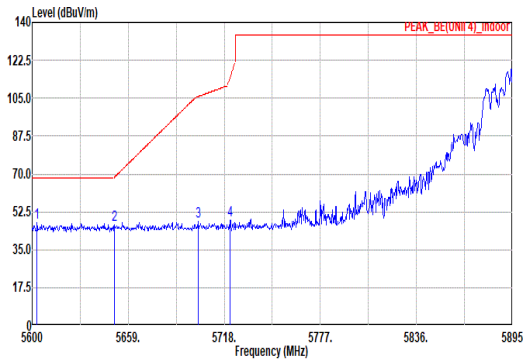 <br>Site : 03CH20-HY<br>Condition: PEAK_BE(UNII 4)_indoor 3m HF_9120D_02360_241101 HORIZONTAL<br>: RBW:1000.000kHz VBW:3000.000kHz SWT:Auto<br><br>Freq Level Limit Line Margin Read Level Ant Factor Cable Loss Preamp Factor Aux Factor APos TPos Remark<br>MHz dBuV/m dBuV/m dB dBuV dB/m dB dB dB cm deg<br>1 5602.95 47.42 68.20 -20.78 38.98 33.01 13.34 37.91 0.00 242 59 PEAK<br>2 5650.45 46.23 68.53 -22.30 37.54 33.20 13.41 37.92 0.00 242 59 PEAK<br>3 5701.78 48.01 105.70 -57.69 38.85 33.60 13.48 37.92 0.00 242 59 PEAK<br>4 5721.54 48.79 114.31 -65.52 39.57 33.64 13.50 37.92 0.00 242 59 PEAK | 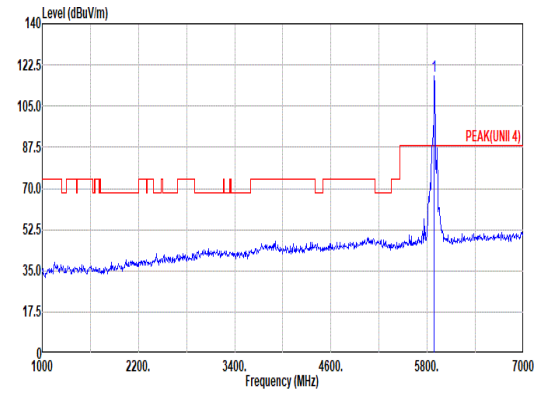 <br>Site : 03CH20-HY<br>Condition: PEAK(UNII 4) 3m HF_9120D_02360_241101 HORIZONTAL<br>: RBW:1000.000kHz VBW:3000.000kHz SWT:Auto<br><br>Freq Level Limit Line Margin Read Level Ant Factor Cable Loss Preamp Factor Aux Factor APos TPos Remark<br>MHz dBuV/m dBuV/m dB dBuV dB/m dB dB dB cm deg<br>1 5885.00 117.69 ------ ------ 107.59 34.30 13.73 37.93 0.00 242 59 PEAK |
| Avg | Blank | 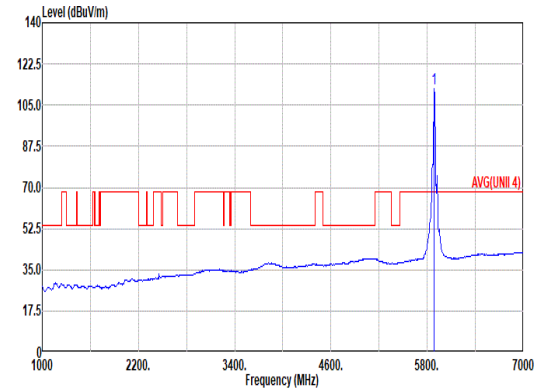 <br>Site : 03CH20-HY<br>Condition: AVG(UNII 4) 3m HF_9120D_02360_241101 HORIZONTAL<br>: RBW:1000.000kHz VBW:0.750kHz SWT:Auto<br><br>Freq Level Limit Line Margin Read Level Ant Factor Cable Loss Preamp Factor Aux Factor APos TPos Remark<br>MHz dBuV/m dBuV/m dB dBuV dB/m dB dB dB cm deg<br>1 5885.00 111.82 ------ ------ 101.72 34.30 13.73 37.93 0.00 242 59 AVERAGE |

| Mode | 71 | |
|---|---|---|
| | Band Edge - R | |
| | U-NII-4_5.85-5.895_802.11ax HE20_CH177_Partial_52/40RU _5885MHz | |
| ANT | 4+3 | |
| Pol. | Horizontal | Fundamental |
| Peak | 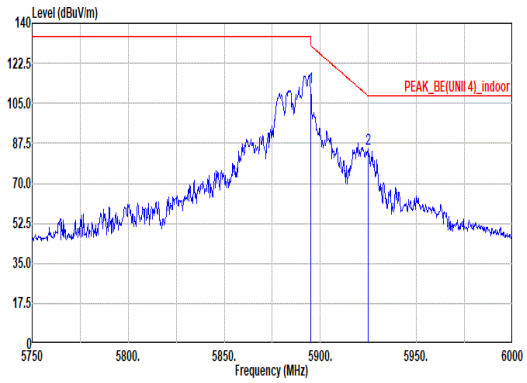 <br>Site : 03CH20-HY<br>Condition: PEAK_BE(UNII 4)_indoor 3m HF_9120D_02360_241101 HORIZONTAL<br>: RBW:1000.000kHz VBW:3000.000kHz SWT:Auto<br><br>Limit Read Ant Cable Preamp Aux APos TPos<br>Freq Level Line Margin Level Factor Loss Factor Factor Remark<br>MHz dBuV/m dBuV/m dB dBuV dB/m dB dB dB cm deg<br>1 5895.00 112.23 130.20 -17.97 102.12 34.30 13.74 37.93 0.00 242 59 PEAK<br>2 5925.00 85.06 108.20 -23.14 74.91 34.30 13.78 37.93 0.00 242 59 PEAK | Blank |
| Avg | 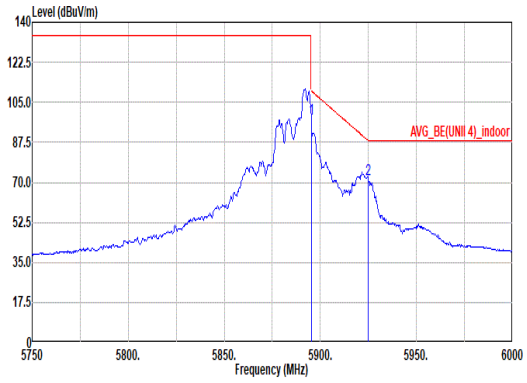 <br>Site : 03CH20-HY<br>Condition: AVG_BE(UNII 4)_indoor 3m HF_9120D_02360_241101 HORIZONTAL<br>: RBW:1000.000kHz VBW:0.750kHz SWT:Auto<br><br>Limit Read Ant Cable Preamp Aux APos TPos<br>Freq Level Line Margin Level Factor Loss Factor Factor Remark<br>MHz dBuV/m dBuV/m dB dBuV dB/m dB dB dB cm deg<br>1 5895.25 97.79 110.02 -12.23 87.68 34.30 13.74 37.93 0.00 242 59 AVERAGE<br>2 5925.00 71.17 88.20 -17.03 61.02 34.30 13.78 37.93 0.00 242 59 AVERAGE | Blank |

| Mode | 71 | |
|---|---|---|
| | Band Edge - L | |
| | U-NII-4_5.85-5.895_802.11ax HE20_CH177_Partial_52/40RU _5885MHz | |
| ANT | 4+3 | |
| Pol. | Vertical | Fundamental |
| Peak | 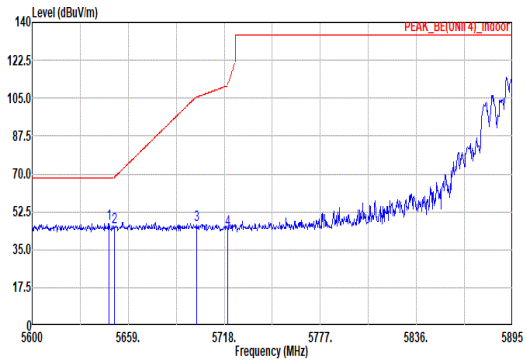 <br>Site : 03CH20-HY<br>Condition: PEAK_BE(UNII 4)_indoor 3m HF_9120D_02360_241101 VERTICAL<br>: RBW:1000.000kHz VBW:3000.000kHz SWT:Auto<br><br>Freq Level Limit Line Margin Read Level Ant Factor Cable Loss Preamp Factor Aux Factor APos TPos Remark<br>MHz dBuV/m dBuV/m dB dBuV dB/m dB dB dB cm deg<br>1 5647.20 47.16 68.20 -21.04 38.49 33.19 13.40 37.92 0.00 395 360 PEAK<br>2 5650.45 45.30 68.53 -23.23 36.61 33.20 13.41 37.92 0.00 395 360 PEAK<br>3 5700.89 46.48 105.45 -58.97 37.32 33.60 13.48 37.92 0.00 395 360 PEAK<br>4 5720.07 44.30 110.95 -66.65 35.08 33.64 13.50 37.92 0.00 395 360 PEAK | 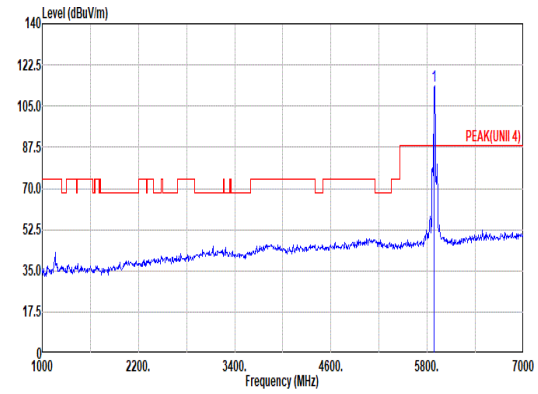 <br>Site : 03CH20-HY<br>Condition: PEAK(UNII 4) 3m HF_9120D_02360_241101 VERTICAL<br>: RBW:1000.000kHz VBW:3000.000kHz SWT:Auto<br><br>Freq Level Limit Line Margin Read Level Ant Factor Cable Loss Preamp Factor Aux Factor APos TPos Remark<br>MHz dBuV/m dBuV/m dB dBuV dB/m dB dB dB cm deg<br>1 5885.00 113.78 ------ ------ 103.67 34.30 13.74 37.93 0.00 395 360 PEAK |
| Avg | Blank | 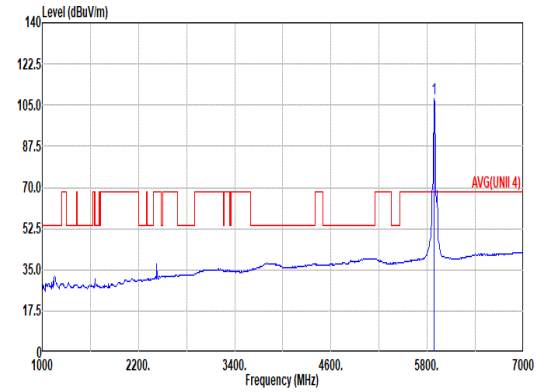 <br>Site : 03CH20-HY<br>Condition: AVG(UNII 4) 3m HF_9120D_02360_241101 VERTICAL<br>: RBW:1000.000kHz VBW:0.750kHz SWT:Auto<br><br>Freq Level Limit Line Margin Read Level Ant Factor Cable Loss Preamp Factor Aux Factor APos TPos Remark<br>MHz dBuV/m dBuV/m dB dBuV dB/m dB dB dB cm deg<br>1 5885.00 107.78 ------ ------ 97.68 34.30 13.73 37.93 0.00 395 360 AVERAGE |

| Mode | 71 | |
|---|---|---|
| | Band Edge - R | |
| | U-NII-4_5.85-5.895_802.11ax HE20_CH177_Partial_52/40RU _5885MHz | |
| ANT | 4+3 | |
| Pol. | Vertical | Fundamental |
| Peak | 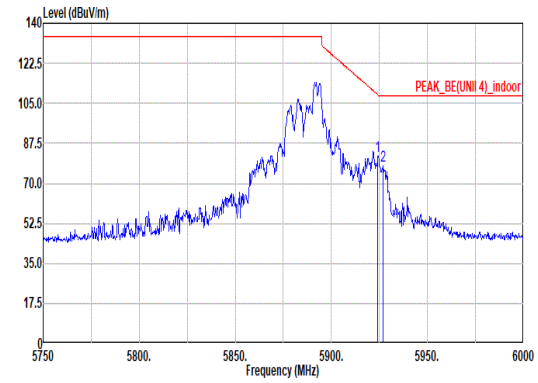 <br>Site : 03CH20-HY<br>Condition: PEAK_BE(UNII 4)_indoor 3m HF_9120D_02360_241101 VERTICAL<br>: RBW:1000.000kHz VBW:3000.000kHz SWT:Auto<br><br>Limit Read Ant Cable Preamp Aux APos TPos<br>Freq Level Line Margin Level Factor Loss Factor Factor Remark<br>MHz dBuV/m dBuV/m dB dBuV dB/m dB dB dB cm deg<br>1 5924.25 82.09 108.75 -26.66 71.94 34.30 13.78 37.93 0.00 395 360 PEAK<br>2 5927.00 77.88 108.20 -30.32 67.73 34.30 13.78 37.93 0.00 395 360 PEAK | Blank |
| Avg | 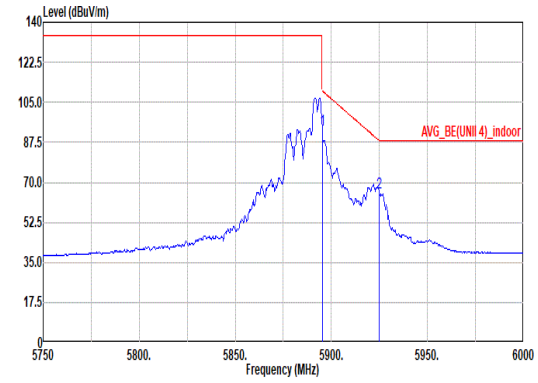 <br>Site : 03CH20-HY<br>Condition: AVG_BE(UNII 4)_indoor 3m HF_9120D_02360_241101 VERTICAL<br>: RBW:1000.000kHz VBW:0.750kHz SWT:Auto<br><br>Limit Read Ant Cable Preamp Aux APos TPos<br>Freq Level Line Margin Level Factor Loss Factor Factor Remark<br>MHz dBuV/m dBuV/m dB dBuV dB/m dB dB dB cm deg<br>1 5895.25 92.92 110.02 -17.10 82.81 34.30 13.74 37.93 0.00 395 360 AVERAGE<br>2 5925.00 65.57 88.20 -22.63 55.42 34.30 13.78 37.93 0.00 395 360 AVERAGE | Blank |

| Mode | 72 | |
|---|---|---|
| | Band Edge - L | |
| | U-NII-4_5.85-5.895_802.11ax HE20_CH177_Partial_106/54RU _5885MHz | |
| ANT | 4+3 | |
| Pol. | Horizontal | Fundamental |
| Peak | 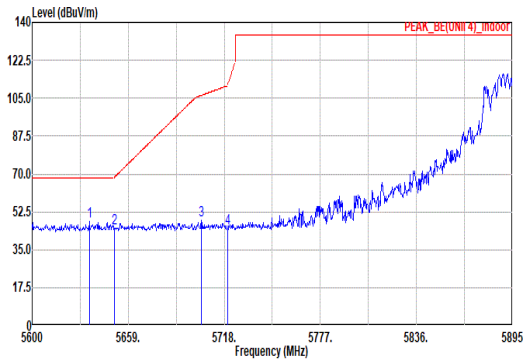 <br>Site : 03CH20-HY<br>Condition: PEAK_BE(UNII 4)_indoor 3m HF_9120D_02360_241101 HORIZONTAL<br>: RBW:1000.000kHz VBW:3000.000kHz SWT:Auto<br><br>Freq Level Limit Line Margin Read Level Ant Factor Cable Loss Preamp Factor Aux Factor APos TPos Remark<br>MHz dBuV/m dBuV/m dB dBuV dB/m dB dB dB cm deg<br>1 5635.11 48.00 68.20 -20.20 39.39 33.14 13.39 37.92 0.00 242 62 PEAK<br>2 5650.74 45.00 68.75 -23.75 36.30 33.21 13.41 37.92 0.00 242 62 PEAK<br>3 5703.84 48.71 106.28 -57.57 39.54 33.61 13.48 37.92 0.00 242 62 PEAK<br>4 5720.07 45.02 110.95 -65.93 35.80 33.64 13.50 37.92 0.00 242 62 PEAK | 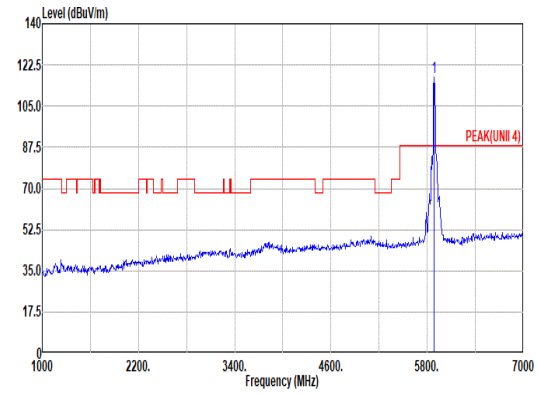 <br>Site : 03CH20-HY<br>Condition: PEAK(UNII 4) 3m HF_9120D_02360_241101 HORIZONTAL<br>: RBW:1000.000kHz VBW:3000.000kHz SWT:Auto<br><br>Freq Level Limit Line Margin Read Level Ant Factor Cable Loss Preamp Factor Aux Factor APos TPos Remark<br>MHz dBuV/m dBuV/m dB dBuV dB/m dB dB dB cm deg<br>1 5885.00 117.19 ------ ------ 107.10 34.30 13.72 37.93 0.00 242 62 PEAK |
| Avg | Blank | 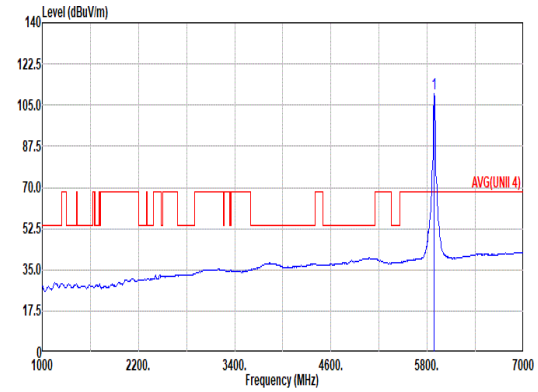 <br>Site : 03CH20-HY<br>Condition: AVG(UNII 4) 3m HF_9120D_02360_241101 HORIZONTAL<br>: RBW:1000.000kHz VBW:0.820kHz SWT:Auto<br><br>Freq Level Limit Line Margin Read Level Ant Factor Cable Loss Preamp Factor Aux Factor APos TPos Remark<br>MHz dBuV/m dBuV/m dB dBuV dB/m dB dB dB cm deg<br>1 5885.00 109.76 ------ ------ 99.67 34.30 13.72 37.93 0.00 242 62 AVERAGE |

| Mode | 72 | |
|---|---|---|
| | Band Edge - R | |
| | U-NII-4_5.85-5.895_802.11ax HE20_CH177_Partial_106/54RU _5885MHz | |
| ANT | 4+3 | |
| Pol. | Horizontal | Fundamental |
| Peak | 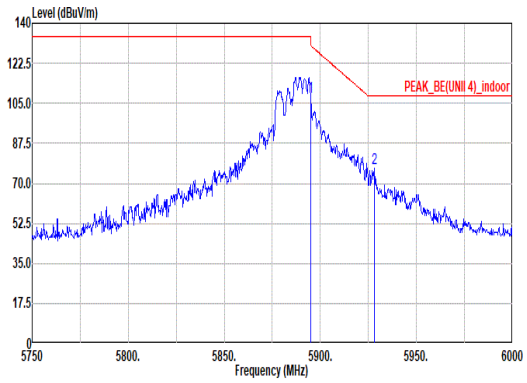 <br>Site : 03CH20-HY<br>Condition: PEAK_BE(UNII 4)_indoor 3m HF_9120D_02360_241101 HORIZONTAL<br>: RBW:1000.000kHz VBW:3000.000kHz SWT:Auto<br><br>Limit Read Ant Cable Preamp Aux APos TPos<br>Freq Level Line Margin Level Factor Loss Factor Factor Remark<br>MHz dBuV/m dBuV/m dB dBuV dB/m dB dB dB cm deg<br>1 5895.00 107.74 130.20 -22.46 97.63 34.30 13.74 37.93 0.00 242 62 PEAK<br>2 5928.25 76.58 108.20 -31.62 66.43 34.30 13.78 37.93 0.00 242 62 PEAK | Blank |
| Avg | 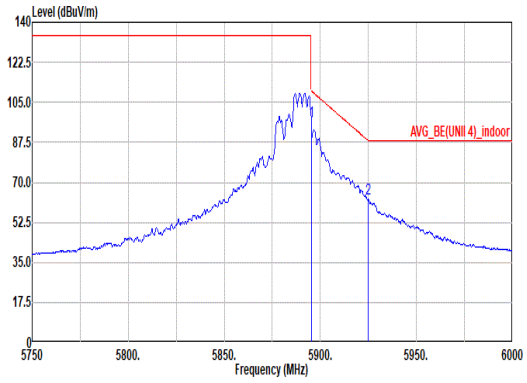 <br>Site : 03CH20-HY<br>Condition: AVG_BE(UNII 4)_indoor 3m HF_9120D_02360_241101 HORIZONTAL<br>: RBW:1000.000kHz VBW:0.820kHz SWT:Auto<br><br>Limit Read Ant Cable Preamp Aux APos TPos<br>Freq Level Line Margin Level Factor Loss Factor Factor Remark<br>MHz dBuV/m dBuV/m dB dBuV dB/m dB dB dB cm deg<br>1 5895.25 96.62 110.02 -13.40 86.51 34.30 13.74 37.93 0.00 242 62 AVERAGE<br>2 5925.00 62.70 88.20 -25.50 52.55 34.30 13.78 37.93 0.00 242 62 AVERAGE | Blank |

| Mode | 72 | |
|---|---|---|
| | Band Edge - L | |
| | U-NII-4_5.85-5.895_802.11ax HE20_CH177_Partial_106/54RU _5885MHz | |
| ANT | 4+3 | |
| Pol. | Vertical | Fundamental |
| Peak | 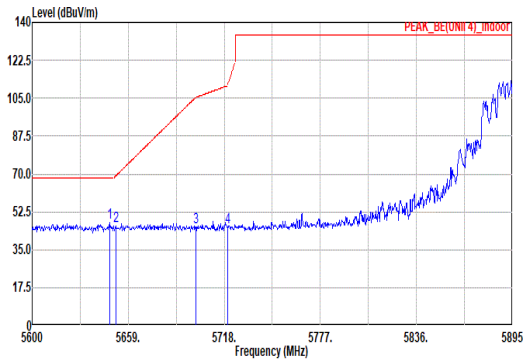 <br>Site : 03CH20-HY<br>Condition: PEAK_BE(UNII 4)_indoor 3m HF_9120D_02360_241101 VERTICAL<br>: RBW:1000.000kHz VBW:3000.000kHz SWT:Auto<br><br>Freq Level Limit Line Margin Read Level Ant Factor Cable Loss Preamp Factor Aux Factor APos TPos Remark<br>MHz dBuV/m dBuV/m dB dBuV dB/m dB dB dB cm deg<br>1 5647.50 47.44 68.20 -20.76 38.77 33.19 13.40 37.92 0.00 396 360 PEAK<br>2 5651.33 46.22 69.19 -22.97 37.52 33.21 13.41 37.92 0.00 396 360 PEAK<br>3 5700.60 45.53 105.37 -59.84 36.37 33.60 13.48 37.92 0.00 396 360 PEAK<br>4 5720.07 45.24 110.95 -65.71 36.02 33.64 13.50 37.92 0.00 396 360 PEAK | 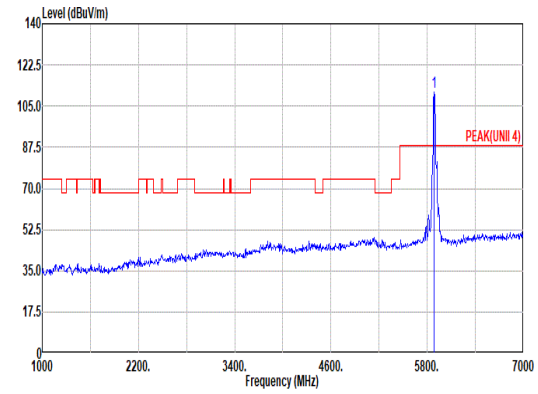 <br>Site : 03CH20-HY<br>Condition: PEAK(UNII 4) 3m HF_9120D_02360_241101 VERTICAL<br>: RBW:1000.000kHz VBW:3000.000kHz SWT:Auto<br><br>Freq Level Limit Line Margin Read Level Ant Factor Cable Loss Preamp Factor Aux Factor APos TPos Remark<br>MHz dBuV/m dBuV/m dB dBuV dB/m dB dB dB cm deg<br>1 5885.00 111.02 ------ ------ 100.93 34.30 13.72 37.93 0.00 396 360 PEAK |
| Avg | Blank | 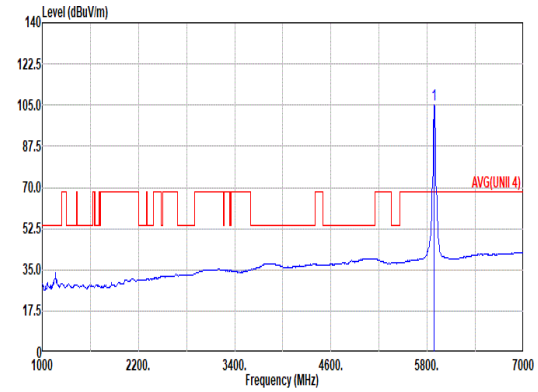 <br>Site : 03CH20-HY<br>Condition: AVG(UNII 4) 3m HF_9120D_02360_241101 VERTICAL<br>: RBW:1000.000kHz VBW:0.820kHz SWT:Auto<br><br>Freq Level Limit Line Margin Read Level Ant Factor Cable Loss Preamp Factor Aux Factor APos TPos Remark<br>MHz dBuV/m dBuV/m dB dBuV dB/m dB dB dB cm deg<br>1 5885.00 104.97 ------ ------ 94.87 34.30 13.73 37.93 0.00 396 360 AVERAGE |

| Mode | 72 | |
|---|---|---|
| | Band Edge - R | |
| | U-NII-4_5.85-5.895_802.11ax HE20_CH177_Partial_106/54RU _5885MHz | |
| ANT | 4+3 | |
| Pol. | Vertical | Fundamental |
| Peak | 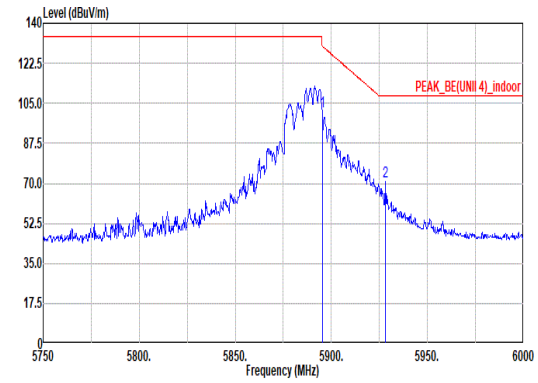 <br>Site : 03CH20-HY<br>Condition: PEAK_BE(UNII 4)_indoor 3m HF_9120D_02360_241101 VERTICAL<br>: RBW:1000.000kHz VBW:3000.000kHz SWT:Auto<br><br>Limit Read Ant Cable Preamp Aux APos TPos<br>Freq Level Line Margin Level Factor Loss Factor Factor Remark<br>MHz dBuV/m dBuV/m dB dBuV dB/m dB dB dB cm deg<br>1 5895.25 101.21 130.02 -28.81 91.10 34.30 13.74 37.93 0.00 396 360 PEAK<br>2 5928.25 70.93 108.20 -37.27 60.78 34.30 13.78 37.93 0.00 396 360 PEAK | Blank |
| Avg | 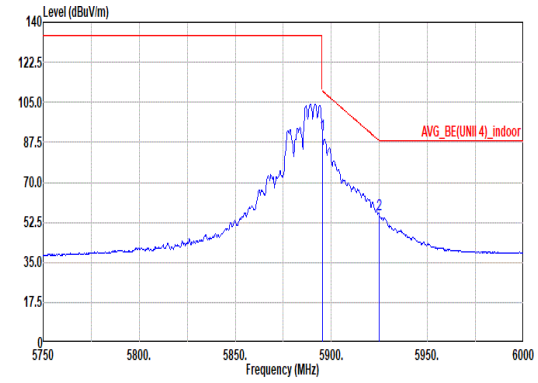 <br>Site : 03CH20-HY<br>Condition: AVG_BE(UNII 4)_indoor 3m HF_9120D_02360_241101 VERTICAL<br>: RBW:1000.000kHz VBW:0.820kHz SWT:Auto<br><br>Limit Read Ant Cable Preamp Aux APos TPos<br>Freq Level Line Margin Level Factor Loss Factor Factor Remark<br>MHz dBuV/m dBuV/m dB dBuV dB/m dB dB dB cm deg<br>1 5895.25 90.95 110.02 -19.07 80.84 34.30 13.74 37.93 0.00 396 360 AVERAGE<br>2 5925.00 55.83 88.20 -32.37 45.68 34.30 13.78 37.93 0.00 396 360 AVERAGE | Blank |

| Mode | 73 | |
|---|---|---|
| | Band Edge - L | |
| | U-NII-4_5.85-5.895_802.11ax HE40_CH167_Full RU_5835MHz | |
| ANT | 4+3 | |
| Pol. | Horizontal | Fundamental |
| Peak | 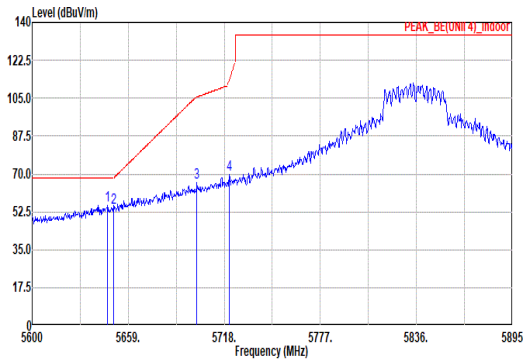 <br>Site : 03CH20-HY<br>Condition: PEAK_BE(UNII 4)_indoor 3m HF_9120D_02360_241101 HORIZONTAL<br>: RBW:1000.000kHz VBW:3000.000kHz SWT:Auto<br><br>Freq Level Limit Line Margin Read Level Ant Factor Cable Loss Preamp Factor Aux Factor APos TPos Remark<br>MHz dBuV/m dBuV/m dB dBuV dB/m dB dB dB cm deg<br>1 5646.32 55.64 68.20 -12.56 46.97 33.19 13.40 37.92 0.00 250 59 PEAK<br>2 5650.15 54.47 68.31 -13.84 45.78 33.20 13.41 37.92 0.00 250 59 PEAK<br>3 5701.19 65.93 105.53 -39.60 56.77 33.60 13.48 37.92 0.00 250 59 PEAK<br>4 5720.95 69.57 112.97 -43.40 60.35 33.64 13.50 37.92 0.00 250 59 PEAK | 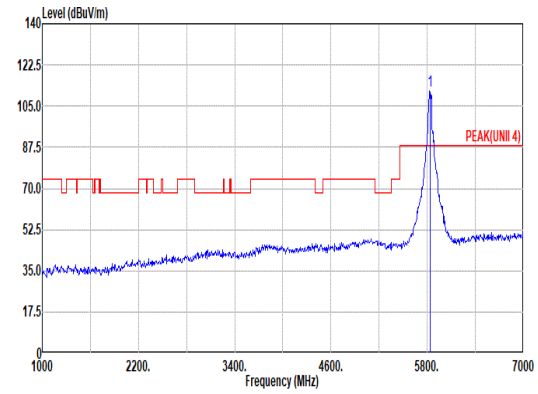 <br>Site : 03CH20-HY<br>Condition: PEAK(UNII 4) 3m HF_9120D_02360_241101 HORIZONTAL<br>: RBW:1000.000kHz VBW:3000.000kHz SWT:Auto<br><br>Freq Level Limit Line Margin Read Level Ant Factor Cable Loss Preamp Factor Aux Factor APos TPos Remark<br>MHz dBuV/m dBuV/m dB dBuV dB/m dB dB dB cm deg<br>1 5835.00 111.41 ------ ------ 101.46 34.22 13.65 37.92 0.00 250 59 PEAK |
| Avg | Blank | 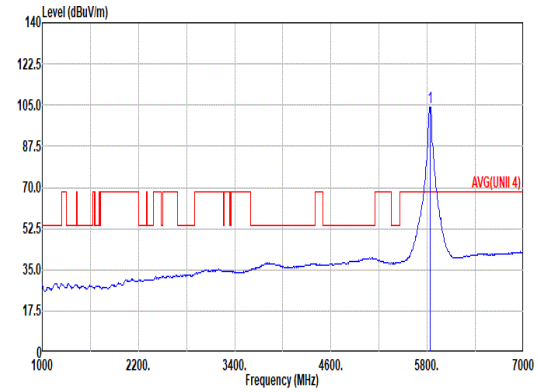 <br>Site : 03CH20-HY<br>Condition: AVG(UNII 4) 3m HF_9120D_02360_241101 HORIZONTAL<br>: RBW:1000.000kHz VBW:0.010kHz SWT:Auto<br><br>Freq Level Limit Line Margin Read Level Ant Factor Cable Loss Preamp Factor Aux Factor APos TPos Remark<br>MHz dBuV/m dBuV/m dB dBuV dB/m dB dB dB cm deg<br>1 5835.00 104.15 ------ ------ 94.17 34.24 13.66 37.92 0.00 250 59 AVERAGE |

| Mode | 73 | |
|---|---|---|
| | Band Edge - R | |
| | U-NII-4_5.85-5.895_802.11ax HE40_CH167_Full RU_5835MHz | |
| ANT | 4+3 | |
| Pol. | Horizontal | Fundamental |
| Peak | 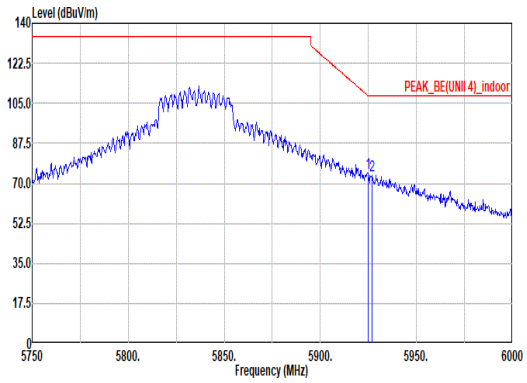 <br>Site : 03CH20-HY<br>Condition: PEAK_BE(UNII 4)_indoor 3m HF_9120D_02360_241101 HORIZONTAL<br>: RBW:1000.000kHz VBW:3000.000kHz SWT:Auto<br><br>Freq Level Limit Line Margin dB Read Level dBuV Ant Factor dB/m Cable Loss dB Preamp Factor dB Aux Factor dB APos cm TPos deg Remark<br>MHz dBuV/m dBuV/m<br>1 5924.75 74.66 108.38 -33.72 64.51 34.30 13.78 37.93 0.00 250 59 PEAK<br>2 5926.75 73.51 108.20 -34.69 63.36 34.30 13.78 37.93 0.00 250 59 PEAK | Blank |
| Avg | 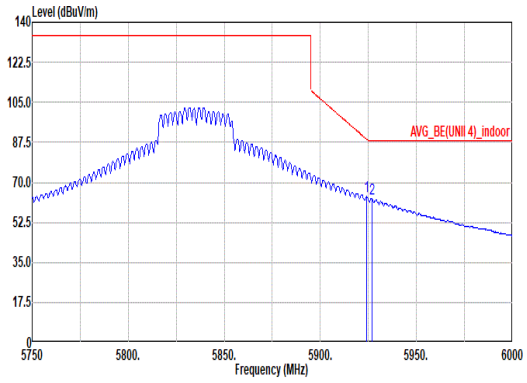 <br>Site : 03CH20-HY<br>Condition: AVG_BE(UNII 4)_indoor 3m HF_9120D_02360_241101 HORIZONTAL<br>: RBW:1000.000kHz VBW:0.010kHz SWT:Auto<br><br>Freq Level Limit Line Margin dB Read Level dBuV Ant Factor dB/m Cable Loss dB Preamp Factor dB Aux Factor dB APos cm TPos deg Remark<br>MHz dBuV/m dBuV/m<br>1 5924.25 63.66 88.75 -25.09 53.51 34.30 13.78 37.93 0.00 250 59 AVERAGE<br>2 5926.75 62.93 88.20 -25.27 52.78 34.30 13.78 37.93 0.00 250 59 AVERAGE | Blank |