FCC RADIO TEST REPORT

FCC ID	:	**A4RGLBW0**
Equipment	:	**Phone**
Model Name	:	**GLBW0**
Applicant	:	**Google LLC** **1600 Amphitheatre Parkway,** **Mountain View, CA, 94043 USA**
Standard	:	**FCC 47 CFR Part 2, 96**

The product was received on Nov. 27, 2024 and testing was performed from Dec. 06, 2024 to Mar. 14, 2025. We, Sporton International Inc. EMC & Wireless Communications Laboratory, would like to /declare that the tested sample has been evaluated in accordance with the test procedures and has been in compliance with the applicable technical standards.

The test results in this report apply exclusively to the tested model / sample. Without written approval from Sporton International Inc. EMC & Wireless Communications Laboratory, the test report shall not be reproduced except in full.

Louis Wu

Approved by: Louis Wu

Sporton International Inc. EMC & Wireless Communications Laboratory
No. 52, Huaya 1st Rd., Guishan Dist., Taoyuan City 333, Taiwan (R.O.C.)

Table of Contents

History of this test report **3**
Summary of Test Result **4**
1 General Description **5**
1.1 Product Feature of Equipment Under Test 5
1.2 Modification of EUT 5
1.3 Testing Site 6
1.4 Applied Standards 7
2 Test Configuration of Equipment Under Test **8**
2.1 Test Mode 8
2.2 Connection Diagram of Test System 10
2.3 Support Unit used in test configuration and system 10
2.4 Measurement Results Explanation Example 11
2.5 Frequency List of Low/Middle/High Channels 11
3 Conducted Test Items **12**
3.1 Measuring Instruments 12
3.2 Conducted Output Power Measurement 13
3.3 Peak-to-Average Ratio 14
3.4 EIRP 15
3.5 Occupied Bandwidth 17
3.6 Conducted Band Edge 18
3.7 Conducted Spurious Emission 19
3.8 Frequency Stability 20
4 Radiated Test Items **21**
4.1 Measuring Instruments 21
4.2 Test Setup 21
4.3 Test Result of Radiated Test 22
4.4 Radiated Spurious Emission 23
5 List of Measuring Equipment **24**
6 Measurement Uncertainty **25**
Appendix A. Test Results of Conducted Test
Appendix B. Test Results of Radiated Test
Appendix C. Test Setup Photographs

History of this test report

Report No.	Version	Description	Issue Date
FG4N0919E	01	Initial issue of report	Apr. 11, 2025
FG4N0919E	02	Revise Appendix A This report is an updated version, replacing the report issued on Apr. 11, 2025.	May 06, 2025

Summary of Test Result

Report Clause	Ref Std. Clause	Test Items	Result (PASS/FAIL)	Remark
3.2	§2.1046	Conducted Output Power	Pass	-
3.3	§96.41	Peak-to-Average Ratio	Pass	-
3.4	§96.41	Effective Isotropic Radiated Power	Pass	-
3.5	§2.1049 §96.41	Occupied Bandwidth	Pass	-
3.6	§2.1051 §96.41	Conducted Band Edge Measurement	Pass	-
3.7	§2.1051 §96.41	Conducted Spurious Emission	Pass	-
3.8	§2.1055	Frequency Stability for Temperature & Voltage	Pass	-
4.4	§2.1053 §96.41	Radiated Spurious Emission	Pass	-

Conformity Assessment Condition:

1. The test results (PASS/FAIL) with all measurement uncertainty excluded are presented against the regulation limits or in accordance with the requirements stipulated by the applicant/manufacturer who shall bear all the risks of non-compliance that may potentially occur if measurement uncertainty is taken into account.
2. The measurement uncertainty please refer to each test result in the section “Measurement Uncertainty”.

Disclaimer:

The product specifications of the EUT presented in the test report that may affect the test assessments are declared by the manufacturer who shall take full responsibility for the authenticity.

Reviewed by: William Chen

Report Producer: Dara Chiu

1 General Description

1.1 Product Feature of Equipment Under Test

Product Feature
General Specs GSM/WCDMA/LTE/5G NR/NTN , Bluetooth, BLE, BLE channel sounding, Wi-Fi 802.11ax, NFC, WPC Rx and GNSS Rx. **Antenna Type** WWAN: **<Ant. 1>:** ILA Antenna **<Ant. 5>:** IFA Antenna **<Ant. 6>:** IFA Antenna **<Ant. 7>:** IFA Antenna

EUT Information List	
S/N	Performed Test Item
4C311FDCR00023	Conducted Measurement EIRP
4B121FDCR0006T	Radiated Spurious Emission

Support band and evaluated information	
Supported band	n48
Evaluated and Tested band	n48

Antenna information						
Band	**Ant1**	**Ant5**	**Ant6**	**Ant7**	**Main Ant. #**	**Sub Ant. #**
n48	1.3	1.6	2.0	-0.3	6	7
MIMO Antenna information						
Band	**Ant6+1**	**Ant6+5**	**Ant7+1**	**Ant7+5**		
n48	1.66	1.8	0.57	0.75	Uncorrelated	

Remark:
1. For Test Items, Main Ant. means Tx0 and Sub Ant. means Tx1.
2. After preliminary scan, the main antenna Ant 6 is selected as the worst mode to be reported for conducted test in the test report.
3. After preliminary scan for TxD/MIMO modes, Antenna 7+1 for n48 is selected as the worst mode to be reported for conducted test.
4. The MIMO n48 composite gain is calculated based on KDB 662911 D01 uncorrelated formula.

1.2 Modification of EUT

No modifications made to the EUT during the testing.

1.3 Testing Site

Test Site	Sporton International Inc. EMC & Wireless Communications Laboratory
Test Site Location	No.52, Huaya 1st Rd., Guishan Dist., Taoyuan City 333, Taiwan (R.O.C.) TEL: +886-3-327-3456 FAX: +886-3-328-4978
Test Site No.	**Sporton Site No.**
	TH03-HY
Test Engineer	Ching Chen and Luffy Lin
Temperature (℃)	20.6 ~ 22.7
Relative Humidity (%)	50.6 ~ 58.5

Test Site	Sporton International Inc. Wensan Laboratory
Test Site Location	No.58, Aly. 75, Ln. 564, Wenhua 3rd, Rd., Guishan Dist., Taoyuan City 333010, Taiwan (R.O.C.) TEL: +886-3-327-0868 FAX: +886-3-327-0855
Test Site No.	**Sporton Site No.**
	03CH21-HY (TAF Code: 3786)
Test Engineer	Fred Tseng, Ray Lung and Sky Chang
Temperature (℃)	18~26
Relative Humidity (%)	50~70
Remark	The Radiated Spurious Emission test item subcontracted to Sporton International Inc. Wensan Laboratory.

Note: The test site complies with ANSI C63.4 2014 requirement.

FCC Designation No.: TW1190 and TW3786

1.4 Applied Standards

According to the specifications declared by the manufacturer, the EUT must comply with the requirements of the following standards:

- ANSI C63.26-2015
- FCC 47 CFR Part 2, 96
- FCC KDB 971168 D01 Power Meas. License Digital Systems v03r01
- FCC KDB 414788 D01 Radiated Test Site v01r01
- FCC KDB 662911 D01 Multiple Transmitter Output v02r01.
- FCC KDB 940660 D01 Part 96 CBRS Eqpt v03
- FCC KDB 412172 D01 Determining ERP and EIRP v01r01

Remark:

1. All the test items were validated and recorded in accordance with the standards without any modification during the testing.
2. The TAF code is not including all the FCC KDB listed without accreditation.

2 Test Configuration of Equipment Under Test

2.1 Test Mode

Antenna port conducted and radiated test items listed below are performed according to KDB 971168 D01 Power Meas. License Digital Systems v03r01 with maximum output power.

For radiated measurement, the measured emission level of the EUT was maximized by rotating the EUT on a turntable, adjusting the orientation of the EUT and EUT antenna in three orthogonal axis (X: flat, Y: portrait, Z: landscape) and accessory (Adapter or Earphone), and adjusting the measurement antenna orientation, following C63.26 exploratory test procedures and find worst plane as below.

Plane	Main Antenna	Sub Antenna
n48	Z with Adaptor	Y with Adaptor
n48 MIMO	Z with Adaptor	X with Adaptor

Modulation Type	Modulation	Modulation Type	Modulation
A	DFT-s-OFDM pi/2 BPSK	N/A	N/A
B	DFT-s-OFDM QPSK	F	CP-OFDM QPSK
C	DFT-s-OFDM 16QAM	G	CP-OFDM 16QAM
D	DFT-s-OFDM 64QAM	H	CP-OFDM 64QAM
E	DFT-s-OFDM 256QAM	I	CP-OFDM 256QAM

Test Item	Modulation Type	Bandwidth	RB Size	Channel
Conducted Power EIRP	A, B, C, D, E (SISO) F, G, H, I (MIMO)	All	1, Half, Full	L, M, H
PAR	A, B, C, D, E, F, G, H, I (SISO) F, G, H, I (MIMO)	20 MHz or less	Outer_Full	M
Bandwidth	A, F, G, H, I (SISO) F, G, H, I (MIMO)	All	Outer_Full	M
ACLR, Mask (Part 96)	A, B, C, D, E, F, G, H, I	Minimum BW	Outer_1RB	L, M, H
		All	Outer_Full	
CSE	B (SISO) F (MIMO)	Minimum BW	Inner_1RB	L, M, H
Frequency Stability	A (SISO) F (MIMO)	20 MHz or less	Outer_Full	M
RSE	A or B (SISO, MIMO)	20 MHz or less	Inner_1RB	L, M, H

Remark:

1. Evaluated all the transmitter signal and reporting worst-case configuration among all modulation types.
2. The device is investigated from 30MHz to 10 times of fundamental signal for radiated spurious emission test under different RB size/offset and modulations in exploratory test. Subsequently, only the worst-case emissions are reported.
3. During the RSE preliminary test, the standalone mode and charging modes (Adapter mode and WPC Rx mode) were verified. It is determined that the adapter mode is the worst case for the official test.
4. All the radiated test cases were performed with USB Cable 2.

2.2 Connection Diagram of Test System

<EUT with Adapter>

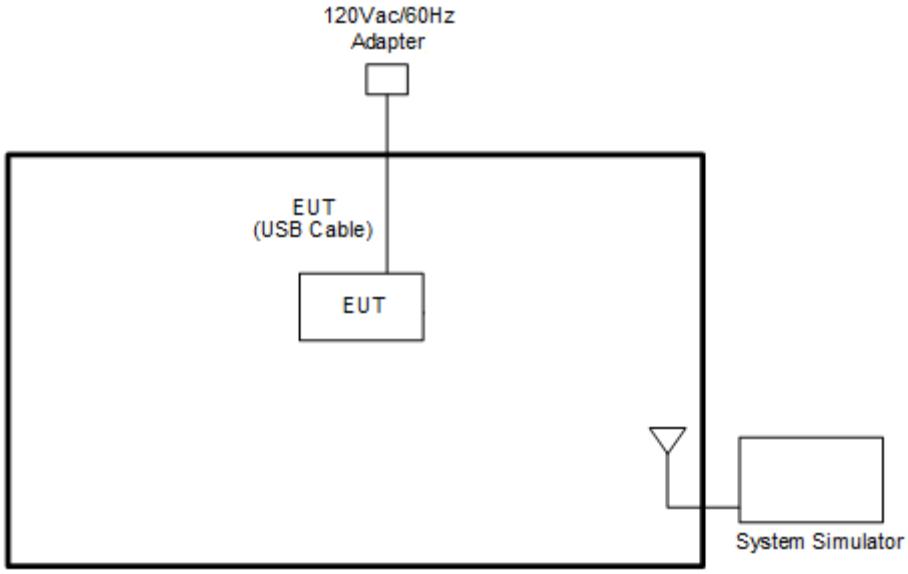

2.3 Support Unit used in test configuration and system

Item	Equipment	Brand Name	Model No.	FCC ID	Data Cable	Power Cord
1.	System Simulator	Anritsu	MT8000A	N/A	N/A	Unshielded, 1.8 m
2.	System Simulator	Anritsu	MT8821C	N/A	N/A	Unshielded, 1.8 m
3.	AC Adapter	N/A	GW8L7	N/A	N/A	N/A

2.4 Measurement Results Explanation Example

For all conducted test items:

The offset level is set in the spectrum analyzer to compensate the RF cable loss and attenuator factor between EUT conducted output port and spectrum analyzer. With the offset compensation, the spectrum analyzer reading level is exactly the EUT RF output level.

The spectrum analyzer offset is derived from RF cable loss and attenuator factor.

Offset = RF cable loss + attenuator factor.

Following shows an offset computation example with cable loss 4.5 dB and 10dB attenuator.

Example :

Offset(dB) = RF cable loss(dB) + attenuator factor(dB).

= 4.5 + 10 = 14.5 (dB)

2.5 Frequency List of Low/Middle/High Channels

5G NR Band 48 Channel and Frequency List				
BW [MHz]	**Channel/Frequency(MHz)**	**Lowest**	**Middle**	**Highest**
40	Channel	638000	641666	645332
	Frequency	3570	3624.99	3679.98
30	Channel	637668	641666	645666
	Frequency	3565.02	3624.99	3684.99
20	Channel	637334	641666	646000
	Frequency	3560.01	3624.99	3690
15	Channel	637168	641666	646166
	Frequency	3557.52	3624.99	3692.49
10	Channel	637000	641666	646332
	Frequency	3555	3624.99	3694.98

3 Conducted Test Items

3.1 Measuring Instruments

See list of measuring instruments of this test report.

3.1.1 Test Setup

3.1.2 Conducted Output Power

3.1.3 EIRP, Peak-to-Average Ratio, Occupied Bandwidth, Conducted Band-Edge, and Conducted Spurious Emission

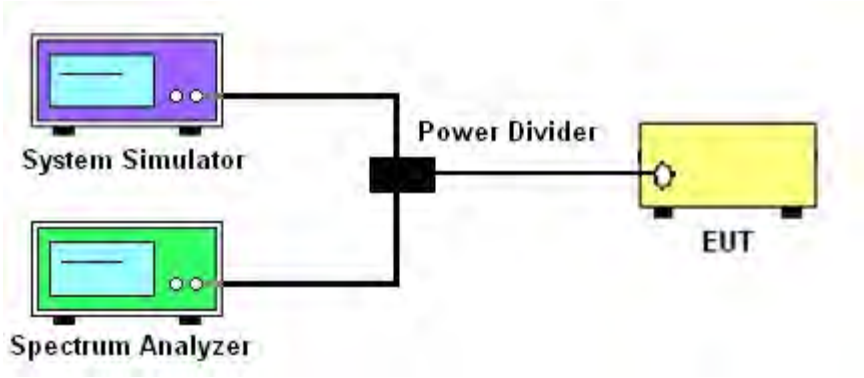

3.1.4 Frequency Stability

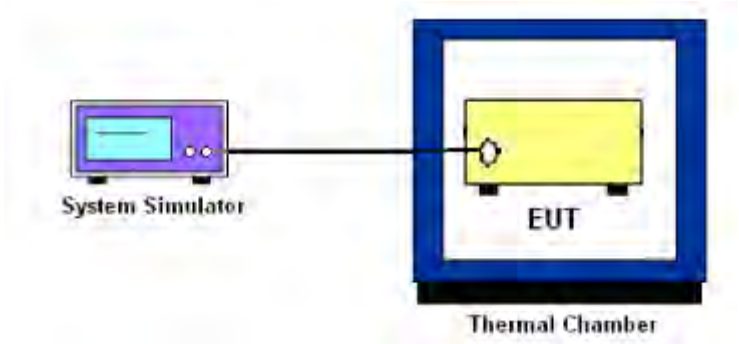

3.1.5 Test Result of Conducted Test

Please refer to Appendix A.

3.2 Conducted Output Power Measurement

3.2.1 Description of the Conducted Output Power Measurement

A base station simulator was used to establish communication with the EUT. Its parameters were set to transmit the maximum power on the EUT. The measured power in the radio frequency on the transmitter output terminals shall be reported.

3.2.2 Test Procedures

1. The transmitter output port was connected to base station.
2. Set EUT at maximum power through base station.
3. Select lowest, middle, and highest channels for each band and different modulation.
4. Measure and record the power level from the system simulator.

3.3 Peak-to-Average Ratio

3.3.1 Description of the PAR Measurement

Power Complementary Cumulative Distribution Function (CCDF) curves provide a means for characterizing the power peaks of a digitally modulated signal on a statistical basis. A CCDF curve depicts the probability of the peak signal amplitude exceeding the average power level. Most contemporary measurement instrumentation include the capability to produce CCDF curves for an input signal provided that the instrument's resolution bandwidth can be set wide enough to accommodate the entire input signal bandwidth. In measuring transmissions in this band using an average power technique, the peak-to-average ratio (PAR) of the transmission may not exceed 13 dB.

3.3.2 Test Procedures

The testing follows ANSI C63.26-2015 Section 5.2.6

1. The EUT was connected to spectrum and system simulator via a power divider.
2. Set the CCDF (Complementary Cumulative Distribution Function) option in spectrum analyzer.
3. The highest RF powers were measured and recorded the maximum PAPR level associated with a probability of 0.1 %.
4. Record the deviation as Peak to Average Ratio.

3.4 EIRP

3.4.1 Description of the EIRP Measurement

The EIRP of mobile transmitters must not exceed 23 dBm /10 megahertz for LTE Band 48.

The testing follows ANSI C63.26-2015 Section 5.2.5.5.

According to KDB 412172 D01 Power Approach,

EIRP = PT + GT – LC, where

P_T = transmitter output power in dBm

G_T = gain of the transmitting antenna in dBi

L_C = signal attenuation in the connecting cable between the transmitter and antenna in dB

Device	Maximum EIRP (dBm/10 MHz)	Maximum PSD (dBm/MHz)
End User Device	23	n/a

Remark:

1. Total channel power is complied with EIRP limit 23dBm/10MHz.
2. For MIMO mode, the directional gain calculation is following F)2)d) of KDB 662911 D01 v02r01.

d) *Unequal antenna gains, with equal transmit powers.* For antenna gains given by $G_1, G_2, \ldots, G_N$ dBi

(i) If transmit signals are *correlated*, then
Directional gain = $10 \log[(10^{G_1/20} + 10^{G_2/20} + \ldots + 10^{G_N/20})^2 / N_{ANT}]$ dBi [Note the "20"s in the denominator of each exponent and the square of the sum of terms; the object is to combine the signal levels coherently.]

(ii) If all transmit signals are *completely uncorrelated*, then
Directional gain = $10 \log[(10^{G_1/10} + 10^{G_2/10} + \ldots + 10^{G_N/10})/N_{ANT}]$ dBi

					MIMO Mode
					Uncorrelated
5G NR	Ant 1	Ant 5	Ant 6	Ant 7	NSS = 2
n48	(dBi)	(dBi)	(dBi)	(dBi)	(dBi)
Ant. 6 + 1	1.30	1.60	2.00	-0.30	1.66
Ant. 6 + 5	1.30	1.60	2.00	-0.30	1.80
Ant. 7 + 1	1.30	1.60	2.00	-0.30	0.57
Ant. 7 + 5	1.30	1.60	2.00	-0.30	0.75

Directional gain for Ant. 6+1 uncorrelated of MIMO mode derived from formula which is

10 x log { [10^ (2.00 dBi / 10) + 10^ (1.30 dBi / 10)] / 2 }

= 1.66 dBi

3.4.2 Test Procedures

The testing follows procedure in Section 5.2 of ANSI C63.26-2015 and KDB 940660 D01 Part 96 CBRS Eqpt v03 Section 3.2(b)(2)

Determine the EIRP by adding the effective antenna gain to the measured average conducted power level.

3.5 Occupied Bandwidth

3.5.1 Description of Occupied Bandwidth Measurement

The occupied bandwidth is the width of a frequency band such that, below the lower and above the upper frequency limits, the mean powers emitted are each equal to a specified percentage 0.5% of the total mean transmitted power.

The 26 dB emission bandwidth is defined as the frequency range between two points, one above and one below the carrier frequency, at which the spectral density of the emission is attenuated 26 dB below the maximum in-band spectral density of the modulated signal. Spectral density (power per unit bandwidth) is to be measured with a detector of resolution bandwidth equal to approximately 1.0% of the emission bandwidth.

3.5.2 Test Procedures

The testing follows ANSI C63.26-2015 Section 5.4.3 (26dB) and Section 5.4.4 (99OB)

1. The EUT was connected to spectrum analyzer and system simulator via a power divider.
2. The spectrum analyzer center frequency is set to the nominal EUT channel center frequency. The span range for the spectrum analyzer shall be between two and five times the anticipated OBW.
3. The nominal resolution bandwidth (RBW) shall be in the range of 1 to 5 % of the anticipated OBW, and the VBW shall be at least 3 times the RBW.
4. Set the detection mode to peak, and the trace mode to max hold.
5. Determine the reference value: Set the EUT to transmit a modulated signal. Allow the trace to stabilize. Set the spectrum analyzer marker to the highest level of the displayed trace.
   (this is the reference value)
6. Determine the “-26 dB down amplitude” as equal to (Reference Value – X).
7. Place two markers, one at the lowest and the other at the highest frequency of the envelope of the spectral display such that each marker is at or slightly below the “–X dB down amplitude” determined in step 6. If a marker is below this “-X dB down amplitude” value it shall be placed as close as possible to this value. The OBW is the positive frequency difference between the two markers.
8. Use the 99 % power bandwidth function of the spectrum analyzer and report the measured bandwidth.

3.6 Conducted Band Edge

3.6.1 Description of Conducted Band Edge Measurement

The conducted power of any End User Device emission outside the fundamental emission (whether in or outside of the authorized band) shall not exceed −13 dBm/MHz within 0 to B megahertz (where B is the bandwidth in megahertz of the assigned channel or multiple contiguous channels of the End User Device) above the upper CBSD-assigned channel edge and within 0 to B megahertz below the lower CBSD-assigned channel edge. At all frequencies greater than B megahertz above the upper CBSD assigned channel edge and less than B megahertz below the lower CBSD-assigned channel edge, the conducted power of any End User Device emission shall not exceed −25 dBm/MHz. Notwithstanding the emission limits in this paragraph, the Adjacent Channel Leakage Ratio for End User Devices shall be at least 30 dB.

3.6.2 Test Procedures

The testing follows FCC KDB 971168 D01 v03r01 Section 6.1.

1. The EUT was connected to spectrum analyzer and system simulator via a power divider.
2. The band edges of low and high channels for the highest RF powers were measured.
3. Set RBW >= 1% EBW in the 1MHz band immediately outside and adjacent to the band edge.
4. Beyond the 1 MHz band from the band edge, RBW=1MHz was used
5. Set spectrum analyzer with RMS detector.
6. The RF fundamental frequency should be excluded against the limit line in the operating frequency band.
7. For MIMO mode, add additional MIMO factor 10log(NTX=2) = 3.01dB into the spectrum analyzer offset.

For Adjacent Channel Leakage Ratio (ACLR) measurement,

1. The Adjacent Channel Leakage Ratio (ACLR) is the ratio of the average power in the assigned aggregated channel bandwidth to the average power over the equivalent adjacent channel bandwidth.
2. The option ACLR of spectrum analyzer is used and measures the ACLR ratio by setting equivalent channel bandwidth.
3. The measured ACLR ratio shall be at least 30 dB.

3.7 Conducted Spurious Emission

3.7.1 Description of Conducted Spurious Emission Measurement

96.41 (e)(2)

The conducted power of any emissions below 3530 MHz or above 3720 MHz shall not exceed −40dBm/MHz.

3.7.2 Test Procedures

The testing follows FCC KDB 971168 D01 v03r01 Section 6.1.

1. The EUT was connected to spectrum analyzer and system simulator via a power divider.
2. The RF output of EUT was connected to the spectrum analyzer by RF cable and attenuator. The path loss was compensated to the results for each measurement.
3. The middle channel for the highest RF power within the transmitting frequency was measured.
4. The conducted spurious emission for the whole frequency range was taken.
5. Make the measurement with the spectrum analyzer's RBW = 1MHz, VBW = 3MHz.
6. Set spectrum analyzer with RMS detector.
7. Taking the record of maximum spurious emission.
8. The RF fundamental frequency should be excluded against the limit line in the operating frequency band.
9. The limit line is −40dBm/MHz.
10. The test reduction is applied to 1RB case for 10MHz Bandwidth to cover the all operation bandwidths. RBW 500kHz is applied to the 0-1MHz offset from the edge of the frequency block group for 1RB mode in order to represent the worst case condition.
11. For MIMO mode, add additional MIMO factor 10log(NTX=2) = 3.01dB into the spectrum analyzer offset.

3.8 Frequency Stability

3.8.1 Description of Frequency Stability Measurement

The frequency stability shall be measured by variation of ambient temperature and variation of primary supply voltage to ensure that the fundamental emission stays within the authorized frequency block.

3.8.2 Test Procedures for Temperature Variation

The testing follows FCC KDB 971168 D01 v03r01 Section 9.0.

1. The EUT was set up in the thermal chamber and connected with the system simulator.
2. With power OFF, the temperature was decreased to -30°C and the EUT was stabilized before testing. Power was applied and the maximum change in frequency was recorded within one minute.
3. With power OFF, the temperature was raised in 10°C step up to 50°C. The EUT was stabilized at each step for at least half an hour. Power was applied and the maximum frequency change was recorded within one minute.

3.8.3 Test Procedures for Voltage Variation

The testing follows FCC KDB 971168 D01 v03r01 Section 9.0.

1. The EUT was placed in a temperature chamber at 25±5° C and connected with the system simulator.
2. The power supply voltage to the EUT was varied from 85% to 115% of the nominal value measured at the input to the EUT.
3. The variation in frequency was measured for the worst case.

4 Radiated Test Items

4.1 Measuring Instruments

See list of measuring instruments of this test report.

4.2 Test Setup

For radiated test below 30MHz

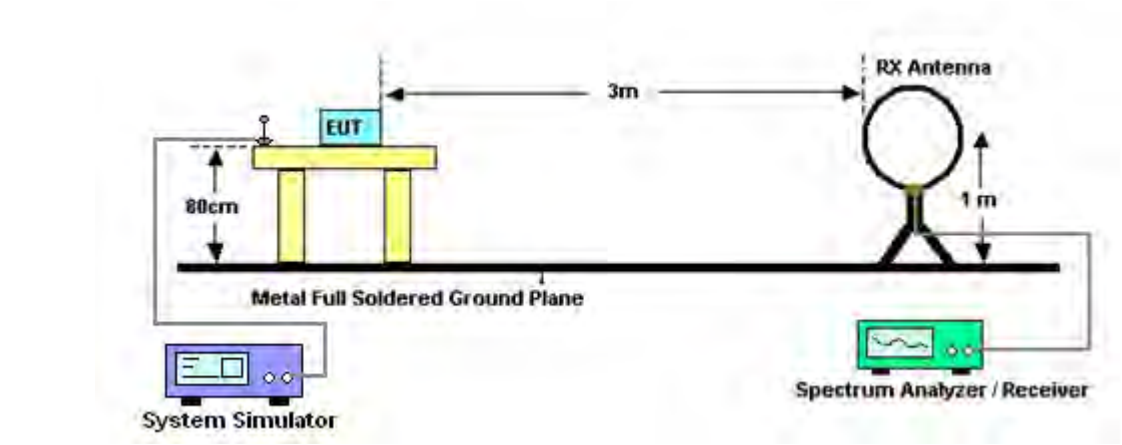

For radiated test from 30MHz to 1GHz

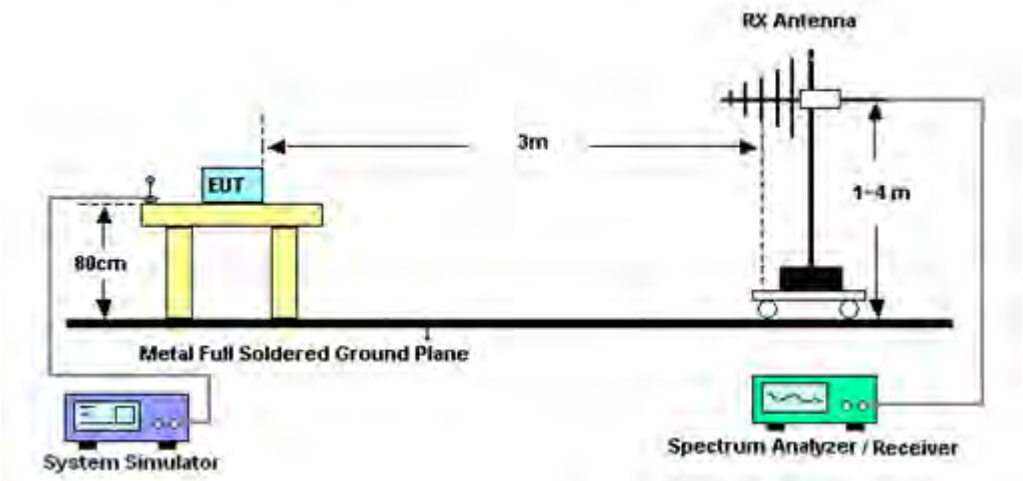

For radiated emissions from 1GHz to 18GHz

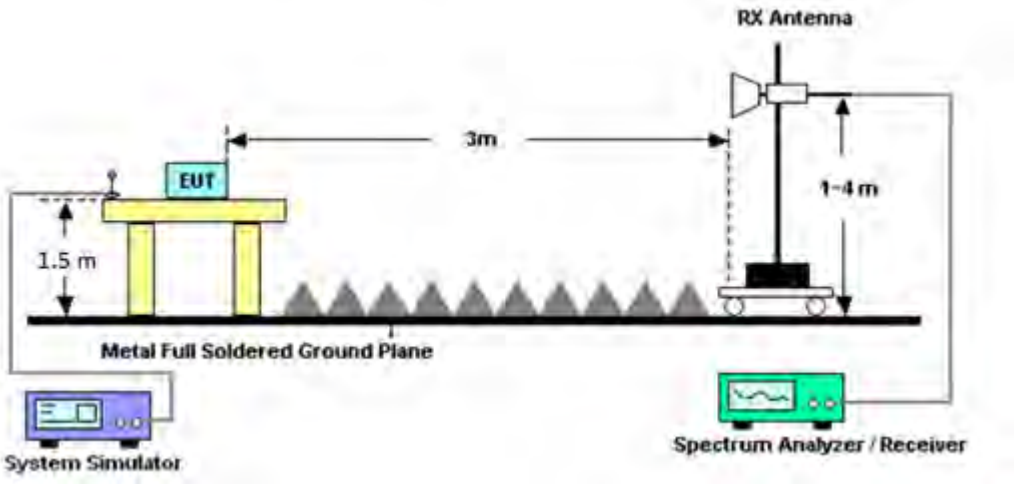

For radiated emissions above 18GHz

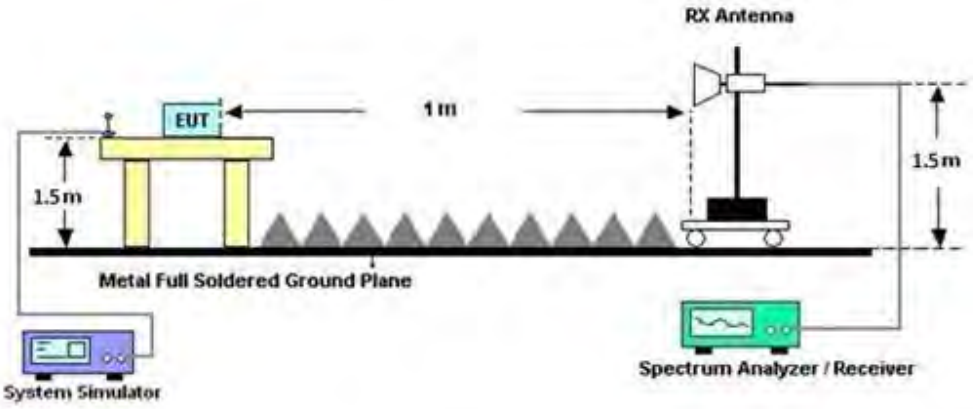

4.3 Test Result of Radiated Test

Please refer to Appendix B.

Note:

The low frequency, which started from 9 kHz to 30MHz, was pre-scanned and the result which was 20dB lower than the limit line was not reported.

There is adequate comparison measurement of both open-field test site and alternative test site - semi-Anechoic chamber according to 414788 D01 Radiated Test Site v01r01, and the result came out very similar.

4.4 Radiated Spurious Emission

4.4.1 Description of Radiated Spurious Emission

The radiated spurious emission was measured by substitution method according to ANSI C63.26-2015. The power of any emission outside of the authorized operating frequency ranges must be attenuated below the transmitter power (P) by a factor of at least -40dBm / MHz

The spectrum is scanned from 30 MHz up to a frequency including its 10th harmonic.

4.4.2 Test Procedures

The testing follows FCC KDB 971168 D01 v03r01 Section 7 and ANSI C63.26-2015 section 5.5.4 Radiated measurement using the field strength method.

1. The EUT was placed on a turntable with 0.8 meter for frequency below 1GHz and 1.5 meter for frequency above 1GHz respectively above ground.
2. The EUT was set 3 meters from the receiving antenna mounted on the antenna tower.
3. The table was rotated 360 degrees to determine the position of the highest spurious emission.
4. The height of the receiving antenna is varied between 1m to 4m to search the maximum spurious emission for both horizontal and vertical polarizations.
5. During the measurement, the system simulator parameters were set to force the EUT transmitting at maximum output power.
6. Make the measurement with the spectrum analyzer's RBW = 1MHz, VBW = 3MHz, taking the record of maximum spurious emission.
7. To convert spectrum reading E(dBuV/m) to EIRP(dBm)
   EIRP(dBm) = Level (dBuV/m) + 20log(d) -104.77,
   where d is the distance at which filed strength limit is specified in the rules
8. Field Strength Level (dBm) = Spectrum Reading (dBm) + Antenna Factor + Cable Loss + Read Level - Preamp Factor.
9. ERP (dBm) = EIRP (dBm) - 2.15
10. The RF fundamental frequency should be excluded against the limit line in the operating frequency band.

5 List of Measuring Equipment

Instrument	Brand Name	Model No.	Serial No.	Characteristics	Calibration Date	Test Date	Due Date	Remark
DC Power Supply	GW Instek	PSS-2005	EL890089	1V~20V 0.5A~5A	Feb. 07, 2025	Feb. 21, 2025 ~ Apr. 01, 2025	Feb. 06, 2026	Conducted (TH03-HY)
Signal Analyzer	Rohde & Schwarz	FSV3044	101691	10Hz~44GHz	Oct. 02, 2024	Dec. 06, 2024 ~ Apr. 01, 2025	Oct. 01, 2025	Conducted (TH03-HY)
Temperature Chamber	ESPEC	LHU-113	1012005860	-20℃ ~85℃	Dec. 10, 2024	Feb. 21, 2025 ~ Apr. 01, 2025	Dec. 09, 2025	Conducted (TH03-HY)
Hygrometer	TECPEL	DTM-303B	TP200886	NA	Mar. 14, 2024	Dec. 06, 2024 ~ Mar. 02, 2025	Mar. 13, 2025	Conducted (TH03-HY)
Hygrometer	TECPEL	DTM-303B	TP200886	NA	Mar. 03, 2025	Mar. 03, 2024 ~ Apr. 01, 2025	Mar. 12, 2026	Conducted (TH03-HY)
Base Station (Measure)	Anritsu	MT8000A	6262148275	FR1	Oct. 20, 2024	Dec. 06, 2024 ~ Apr. 01, 2025	Oct. 19, 2025	Conducted (TH03-HY)
Power divider	Anritsu	K241C	2143398	9KHz~40GHz	Jun. 13, 2024	Dec. 06, 2024 ~ Apr. 01, 2025	Jun. 12, 2025	Conducted (TH03-HY)
RF Cable	MVE	MCBL-LL403 P.50	E80002C	9KHz~40GHz	Aug. 23,2024	Dec. 06, 2024 ~ Apr. 01, 2025	Aug. 22, 2025	Conducted (TH03-HY)
Software 1	Sporton	FCC 5GNR_FSV3044_20231106	N/A	Conducted Test Item	N/A	Dec. 06, 2024 ~ Apr. 01, 2025	N/A	Conducted (TH03-HY)
LOOP Antenna	Rohde & Schwarz	HFH2-Z2	100488	9 kHz~30 MHz	Aug. 29, 2024	Dec. 25, 2024 ~ Feb. 21, 2025	Aug. 28, 2025	Radiation (03CH21-HY)
Bilog Antenna	TESEQ & WOKEN	CBL 6111D & 00802N1D-06	63303 & 001	30MHz~1GHz	Dec. 17, 2024	Dec. 25, 2024 ~ Feb. 21, 2025	Dec. 16, 2025	Radiation (03CH21-HY)
Double Ridged Guide Horn Antenna	RFSPIN	DRH18-E	LE2C03A18 EN	1GHz~18GHz	Jul. 11, 2024	Dec. 25, 2024 ~ Feb. 21, 2025	Jul. 10, 2025	Radiation (03CH21-HY)
SHF-EHF Horn Antenna	SCHWARZBECK	BBHA 9170	1224	18GHz~40GHz	Jun. 24, 2024	Dec. 25, 2024 ~ Feb. 21, 2025	Jun. 23, 2025	Radiation (03CH21-HY)
Amplifier	SONOMA	310N	421580	30MHz~1GHz	Jul. 14, 2024	Dec. 25, 2024 ~ Feb. 21, 2025	Jul. 13, 2025	Radiation (03CH21-HY)
Amplifier	EMEC	EM01G18GA	060876	1GHz~18GHz	Sep. 27, 2024	Dec. 25, 2024 ~ Feb. 21, 2025	Sep. 26, 2025	Radiation (03CH21-HY)
Preamplifier	EMEC	EM18G40G	060873	18GHz~40GHz	Sep. 02, 2024	Dec. 25, 2024 ~ Feb. 21, 2025	Sep. 01, 2025	Radiation (03CH21-HY)
Spectrum Analyzer	Keysight	N9010B	MY62170358	10Hz~44GHz	Sep. 06, 2024	Dec. 25, 2024 ~ Feb. 21, 2025	Sep. 05, 2025	Radiation (03CH21-HY)
RF Cable	HUBER + SUHNER	SUCOFLEX 102	803951/2	9kHz~30MHz	Mar. 06, 2024	Dec. 25, 2024 ~ Feb. 21, 2025	Mar. 05, 2025	Radiation (03CH21-HY)
RF Cable	HUBER + SUHNER	SUCOFLEX 102	804397/2,804612/2,803954/2	30MHz~40GHz	Aug. 12, 2024	Dec. 25, 2024 ~ Feb. 21, 2025	Aug. 11, 2025	Radiation (03CH21-HY)
Hygrometer	TECPEL	DTM-303A	TP211568	N/A	Oct. 21, 2024	Dec. 25, 2024 ~ Feb. 21, 2025	Oct. 20, 2025	Radiation (03CH21-HY)
Controller	EMEC	EM 1000	N/A	Control Turn table & Ant Mast	N/A	Dec. 25, 2024 ~ Feb. 21, 2025	N/A	Radiation (03CH21-HY)
Antenna Mast	EMEC	AM-BS-4500-B	N/A	1~4m	N/A	Dec. 25, 2024 ~ Feb. 21, 2025	N/A	Radiation (03CH21-HY)
Turn Table	EMEC	TT 2000	N/A	0~360 Degree	N/A	Dec. 25, 2024 ~ Feb. 21, 2025	N/A	Radiation (03CH21-HY)
Software	Audix	E3 6.2009-8-24	RK-001053	N/A	N/A	Dec. 25, 2024 ~ Feb. 21, 2025	N/A	Radiation (03CH21-HY)

6 Measurement Uncertainty

Uncertainty of Radiated Emission Measurement (30 MHz ~ 1000 MHz)

Measuring Uncertainty for a Level of Confidence of 95% (U = 2Uc(y))	6.6 dB

Uncertainty of Radiated Emission Measurement (1 GHz ~ 6 GHz)

Measuring Uncertainty for a Level of Confidence of 95% (U = 2Uc(y))	5.0 dB

Uncertainty of Radiated Emission Measurement (6 GHz ~ 18 GHz)

Measuring Uncertainty for a Level of Confidence of 95% (U = 2Uc(y))	4.7 dB

Uncertainty of Radiated Emission Measurement (18 GHz ~ 40 GHz)

Measuring Uncertainty for a Level of Confidence of 95% (U = 2Uc(y))	5.3 dB

Appendix A. Test Results of Conducted Test

Conducted Output Power(Average power) and ERP/EIRP

<Ant. 6>

NR n48 Maximum Average Power [dBm] (GT - LC = 2 dB)								
BW [MHz]	RB Size	RB Offset	Mod	Lowest	Middle	Highest	EIRP (dBm)	EIRP(W)
10	1	1	PI/2 BPSK	19.82	20.02	20.09	22.1	0.1622
10	1	22		19.68	20.07	20.01		
10	12	6		19.74	20.05	20.03		
10	1	0		19.85	20.01	20.08		
10	1	23		19.69	20.04	20.00		
10	24	0		19.74	20.05	20.03		
10	1	1	QPSK	19.81	20.03	20.09		
10	1	22		19.71	20.05	20.04		
10	12	6		19.76	20.02	20.05		
10	1	0		19.83	20.04	20.10		
10	1	23		19.70	20.07	20.02		
10	24	0		19.75	20.04	20.03		
10	1	1	16-QAM	19.94	20.19	20.19	22.19	0.1656
10	1	1	64-QAM	19.65	19.95	20.00		
10	1	1	256-QAM	17.28	17.43	17.50		
Limit	EIRP < 23dBm/10MHz			Result			Pass	

Total EIRP power is less than partial EIRP limit 23 dBm/10MHz.

NR n48 Maximum Average Power [dBm] (GT - LC = 2 dB)								
BW [MHz]	RB Size	RB Offset	Mod	Lowest	Middle	Highest	EIRP (dBm)	EIRP(W)
15	1	1	PI/2 BPSK	19.87	20.06	20.02	22.1	0.1622
15	1	36		19.70	20.05	19.95		
15	18	9		19.78	20.01	20.01		
15	1	0		19.85	20.08	19.98		
15	1	37		19.70	20.05	19.94		
15	36	0		19.76	20.03	20.00		
15	1	1	QPSK	19.91	20.09	20.02		
15	1	36		19.72	20.10	19.99		
15	18	9		19.76	20.06	20.00		
15	1	0		19.92	20.09	20.02		
15	1	37		19.73	20.09	20.01		
15	36	0		19.78	20.04	20.00		
15	1	1	16-QAM	18.86	20.13	20.03	22.13	0.1633
15	1	1	64-QAM	18.79	20.03	19.96		
15	1	1	256-QAM	17.39	17.45	17.53		
Limit	EIRP < 23dBm/10MHz			Result			Pass	

Total EIRP power is less than partial EIRP limit 23 dBm/10MHz.

NR n48 Maximum Average Power [dBm] (GT - LC = 2 dB)								
BW [MHz]	RB Size	RB Offset	Mod	Lowest	Middle	Highest	EIRP (dBm)	EIRP(W)
20	1	1	PI/2 BPSK	19.93	20.12	19.92	22.17	0.1648
20	1	49		19.78	20.12	19.94		
20	25	12		19.78	20.08	20.00		
20	1	0		19.94	20.14	19.91		
20	1	50		19.77	20.14	19.95		
20	50	0		19.80	20.07	19.98		
20	1	1	QPSK	19.91	20.15	19.96		
20	1	49		19.75	20.13	19.95		
20	25	12		19.78	20.09	20.02		
20	1	0		19.91	20.15	19.97		
20	1	50		19.74	20.17	19.98		
20	50	0		19.78	20.08	19.98		
20	1	1	16-QAM	18.87	20.13	20.00	22.16	0.1644
20	1	1	64-QAM	18.98	20.16	20.10		
20	1	1	256-QAM	17.44	17.61	17.43		
Limit	EIRP < 23dBm/10MHz			Result			Pass	

Total EIRP power is less than partial EIRP limit 23 dBm/10MHz.

NR n48 Maximum Average Power [dBm] (GT - LC = 2 dB)								
BW [MHz]	RB Size	RB Offset	Mod	Lowest	Middle	Highest	EIRP (dBm)	EIRP(W)
30	1	1	PI/2 BPSK	12.31	20.26	12.55	22.27	0.1687
30	1	76		12.22	20.14	12.51		
30	36	18		12.14	20.09	20.08		
30	1	0		12.31	20.25	12.56		
30	1	77		12.20	20.17	12.47		
30	75	0		12.14	20.09	12.51		
30	1	1	QPSK	12.38	20.27	12.53		
30	1	76		12.24	20.18	12.45		
30	36	18		12.14	20.08	20.08		
30	1	0		12.37	20.25	12.55		
30	1	77		12.22	20.18	12.43		
30	75	0		12.17	20.09	12.52		
30	1	1	16-QAM	11.94	20.24	12.05	22.31	0.1702
30	1	1	64-QAM	11.89	20.31	11.93		
30	1	1	256-QAM	11.64	17.72	12.02		
Limit	EIRP < 23dBm/10MHz			Result			Pass	

Total EIRP power is less than partial EIRP limit 23 dBm/10MHz.

NR n48 Maximum Average Power [dBm] (GT - LC = 2 dB)								
BW [MHz]	RB Size	RB Offset	Mod	Lowest	Middle	Highest	EIRP (dBm)	EIRP(W)
40	1	1	PI/2 BPSK	12.45	20.24	12.61	22.24	0.1675
40	1	104		12.48	20.20	12.45		
40	50	25		12.26	20.09	12.42		
40	1	0		12.47	20.22	12.60		
40	1	105		12.49	20.19	12.45		
40	100	0		12.28	19.60	12.42		
40	1	1	QPSK	12.49	20.24	12.60		
40	1	104		12.52	20.20	12.43		
40	50	25		12.25	20.08	12.44		
40	1	0		12.39	20.20	12.61		
40	1	105		12.41	20.21	12.43		
40	100	0		12.29	19.60	12.41		
40	1	1	16-QAM	12.01	20.31	12.03	22.31	0.1702
40	1	1	64-QAM	11.98	20.17	12.14		
40	1	1	256-QAM	12.02	17.69	11.95		
Limit	EIRP < 23dBm/10MHz			Result			Pass	

Total EIRP power is less than partial EIRP limit 23 dBm/10MHz.

<Ant. 7>

NR n48 Maximum Average Power [dBm] (GT - LC = -0.3 dB)								
BW [MHz]	RB Size	RB Offset	Mod	Lowest	Middle	Highest	EIRP (dBm)	EIRP(W)
10	1	1	PI/2 BPSK	21.74	21.97	21.71	21.74	0.1493
10	1	22		21.70	21.97	21.65		
10	12	6		21.72	22.00	21.68		
10	1	0		21.81	21.99	21.73		
10	1	23		21.63	21.97	21.65		
10	24	0		21.69	21.99	21.66		
10	1	1	QPSK	21.81	22.02	21.69		
10	1	22		21.66	22.04	21.66		
10	12	6		21.72	21.98	21.71		
10	1	0		21.81	21.99	21.74		
10	1	23		21.55	22.02	21.63		
10	24	0		21.71	21.98	21.69		
10	1	1	16-QAM	21.73	21.94	21.77	21.64	0.1459
10	1	1	64-QAM	21.14	21.09	20.87		
10	1	1	256-QAM	16.90	17.13	16.83		
Limit	EIRP < 23dBm/10MHz			Result			Pass	

Total EIRP power is less than partial EIRP limit 23 dBm/10MHz.

NR n48 Maximum Average Power [dBm] (GT - LC = -0.3 dB)								
BW [MHz]	RB Size	RB Offset	Mod	Lowest	Middle	Highest	EIRP (dBm)	EIRP(W)
15	1	1	PI/2 BPSK	19.55	22.05	21.75	21.76	0.1500
15	1	36		21.71	22.00	19.28		
15	18	9		21.78	22.02	21.65		
15	1	0		19.56	22.02	21.76		
15	1	37		21.73	22.01	19.33		
15	36	0		19.46	22.02	19.38		
15	1	1	QPSK	19.61	22.01	21.73		
15	1	36		21.79	22.04	19.33		
15	18	9		21.76	22.00	21.68		
15	1	0		19.60	22.06	21.72		
15	1	37		21.77	22.04	19.27		
15	36	0		19.46	22.02	19.35		
15	1	1	16-QAM	18.58	22.04	21.78	21.74	0.1493
15	1	1	64-QAM	18.58	21.18	20.96		
15	1	1	256-QAM	16.96	17.19	17.00		
Limit	EIRP < 23dBm/10MHz			Result			Pass	

Total EIRP power is less than partial EIRP limit 23 dBm/10MHz.

NR n48 Maximum Average Power [dBm] (GT - LC = -0.3 dB)								
BW [MHz]	RB Size	RB Offset	Mod	Lowest	Middle	Highest	EIRP (dBm)	EIRP(W)
20	1	1	PI/2 BPSK	19.59	22.08	21.72	21.78	0.1507
20	1	49		21.84	22.03	19.29		
20	25	12		21.78	22.02	21.67		
20	1	0		19.58	22.05	21.71		
20	1	50		21.79	22.04	19.30		
20	50	0		19.49	22.04	19.36		
20	1	1	QPSK	19.63	22.07	21.66		
20	1	49		21.79	22.03	19.32		
20	25	12		21.77	21.99	21.65		
20	1	0		19.65	22.02	21.65		
20	1	50		21.81	22.02	19.24		
20	50	0		19.49	21.99	19.36		
20	1	1	16-QAM	18.67	22.18	21.73	21.88	0.1542
20	1	1	64-QAM	18.63	21.13	20.70		
20	1	1	256-QAM	17.03	17.10	16.75		
Limit	EIRP < 23dBm/10MHz			Result			Pass	

Total EIRP power is less than partial EIRP limit 23 dBm/10MHz.

NR n48 Maximum Average Power [dBm] (GT - LC = -0.3 dB)								
BW [MHz]	RB Size	RB Offset	Mod	Lowest	Middle	Highest	EIRP (dBm)	EIRP(W)
30	1	1	PI/2 BPSK	11.97	19.88	12.04	21.76	0.1500
30	1	76		11.91	19.70	11.87		
30	36	18		11.87	22.06	21.83		
30	1	0		11.99	19.86	12.03		
30	1	77		11.95	19.72	11.88		
30	75	0		11.88	19.74	11.96		
30	1	1	QPSK	11.96	19.87	12.02		
30	1	76		11.90	19.74	11.86		
30	36	18		11.86	22.06	21.82		
30	1	0		11.96	19.82	12.00		
30	1	77		11.91	19.67	11.78		
30	75	0		11.89	19.75	11.95		
30	1	1	16-QAM	11.56	19.90	11.51	19.67	0.0927
30	1	1	64-QAM	11.63	19.97	11.52		
30	1	1	256-QAM	11.47	17.31	11.54		
Limit	EIRP < 23dBm/10MHz			Result			Pass	

Total EIRP power is less than partial EIRP limit 23 dBm/10MHz.

NR n48 Maximum Average Power [dBm] (GT - LC = -0.3 dB)								
BW [MHz]	RB Size	RB Offset	Mod	Lowest	Middle	Highest	EIRP (dBm)	EIRP(W)
40	1	1	PI/2 BPSK	12.10	19.85	12.06	21.74	0.1493
40	1	104		12.12	19.72	11.82		
40	50	25		11.97	22.04	11.90		
40	1	0		12.06	19.84	12.04		
40	1	105		12.13	19.67	11.82		
40	100	0		11.98	19.23	11.89		
40	1	1	QPSK	12.11	19.87	12.02		
40	1	104		12.17	19.75	11.82		
40	50	25		11.98	22.04	11.91		
40	1	0		12.16	19.84	12.05		
40	1	105		12.19	19.76	11.85		
40	100	0		12.00	19.24	11.88		
40	1	1	16-QAM	11.48	19.87	11.55	19.69	0.0931
40	1	1	64-QAM	11.64	19.99	11.51		
40	1	1	256-QAM	11.67	17.37	11.69		
Limit	EIRP < 23dBm/10MHz			Result			Pass	

Total EIRP power is less than partial EIRP limit 23 dBm/10MHz.

Part96 NR n48 Maximum Average Power [dBm], DG = 1.66 dBi														
BW	RB	RB	Mod	Antenna 6			Antenna 1			Combine			EIRP	EIRP
(MHz)	Size	Offset		Lowest	Middle	Highest	Lowest	Middle	Highest	Lowest	Middle	Highest	(dBm)	(W)
10	1	1	QPSK	17.13	17.21	17.13	16.85	17.16	16.82	20.00	20.20	19.99	21.86	0.1535
10	1	22		16.96	17.04	17.29	16.82	17.05	16.74	19.90	20.06	20.03		
10	12	6		16.89	17.02	17.06	16.84	17.14	16.79	19.88	20.09	19.94		
10	1	0		17.06	17.06	17.18	16.86	17.18	16.84	19.97	20.13	20.02		
10	1	23		16.98	17.12	17.21	16.85	17.06	16.72	19.93	20.10	19.98		
10	24	0		16.90	17.03	17.06	16.90	17.22	16.78	19.91	20.14	19.93		
10	1	1	16-QAM	17.13	17.09	17.07	17.13	17.08	16.64	20.14	20.10	19.87	21.84	0.1528
10	1	1	64-QAM	17.02	17.16	17.13	16.74	17.17	16.80	19.89	20.18	19.98		
10	1	1	256-QAM	12.73	12.81	12.75	12.43	12.70	12.27	15.59	15.77	15.53		
Limit	EIRP < 23dBm/10MHz			Result									Pass	

Part96 NR n48 Maximum Average Power [dBm], DG = 1.66 dBi														
BW	RB	RB	Mod	Antenna 6			Antenna 1			Combine			EIRP	EIRP
(MHz)	Size	Offset		Lowest	Middle	Highest	Lowest	Middle	Highest	Lowest	Middle	Highest	(dBm)	(W)
15	1	1	QPSK	14.94	17.14	16.96	14.83	17.19	16.74	17.90	20.18	19.86	21.84	0.1528
15	1	36		17.00	17.15	14.95	16.88	17.03	14.67	19.95	20.10	17.82		
15	19	9		16.97	17.09	16.98	16.98	17.14	16.79	19.99	20.13	19.90		
15	1	0		14.96	17.11	16.95	14.86	17.22	16.79	17.92	20.18	19.88		
15	1	37		16.93	17.09	14.93	16.90	17.03	14.63	19.93	20.07	17.79		
15	38	0		14.98	17.06	15.04	14.89	17.16	14.70	17.95	20.12	17.88		
15	1	1	16-QAM	15.08	17.10	17.11	14.67	17.24	16.91	17.89	20.18	20.02	21.91	0.1552
15	1	1	64-QAM	15.10	17.04	17.16	15.28	17.43	16.83	18.20	20.25	20.01		
15	1	1	256-QAM	12.36	12.89	12.83	12.36	12.72	12.32	15.37	15.82	15.59		
Limit	EIRP < 23dBm/10MHz			Result									Pass	

Part96 NR n48 Maximum Average Power [dBm], DG = 1.66 dBi														
BW	RB	RB	Mod	Antenna 6			Antenna 1			Combine			EIRP	EIRP
(MHz)	Size	Offset		Lowest	Middle	Highest	Lowest	Middle	Highest	Lowest	Middle	Highest	(dBm)	(W)
20	1	1	QPSK	15.08	17.02	17.06	14.87	17.24	16.71	17.99	20.14	19.90	21.81	0.1517
20	1	49		16.96	17.05	14.98	17.03	17.05	14.58	20.01	20.06	17.79		
20	25	12		17.01	17.07	17.09	16.88	17.15	16.80	19.96	20.12	19.96		
20	1	0		15.01	16.98	17.00	14.88	17.18	16.73	17.96	20.09	19.88		
20	1	50		16.91	17.06	15.07	17.02	17.21	14.60	19.98	20.15	17.85		
20	51	0		15.03	17.05	15.01	15.04	17.16	14.74	18.05	20.12	17.89		
20	1	1	16-QAM	15.09	16.97	17.22	15.09	17.26	16.91	18.10	20.13	20.08	21.92	0.1556
20	1	1	64-QAM	15.36	16.99	16.98	15.13	17.49	16.82	18.26	20.26	19.91		
20	1	1	256-QAM	12.80	12.62	12.70	12.39	12.84	12.34	15.61	15.74	15.53		
Limit	EIRP < 23dBm/10MHz			Result									Pass	

Part96 NR n48 Maximum Average Power [dBm], DG = 1.66 dBi														
BW	RB	RB	Mod	Antenna 6			Antenna 1			Combine			EIRP	EIRP
(MHz)	Size	Offset		Lowest	Middle	Highest	Lowest	Middle	Highest	Lowest	Middle	Highest	(dBm)	(W)
30	1	1	QPSK	8.52	17.01	8.57	8.26	17.22	8.45	11.40	20.13	11.52	21.81	0.1517
30	1	76		8.47	17.10	8.56	8.48	16.97	8.27	11.49	20.05	11.43		
30	39	19		8.52	17.09	8.54	8.48	17.18	8.44	11.51	20.15	11.50		
30	1	0		8.60	17.11	8.57	8.20	17.04	8.40	11.41	20.09	11.50		
30	1	77		8.47	17.17	8.61	8.44	17.04	8.28	11.47	20.12	11.46		
30	78	0		8.45	17.07	8.55	8.43	17.16	8.38	11.45	20.13	11.48		
30	1	1	16-QAM	8.57	17.18	8.55	8.31	17.23	8.49	11.45	20.22	11.53	22.01	0.1589
30	1	1	64-QAM	8.73	17.18	8.58	8.59	17.50	8.53	11.67	20.35	11.57		
30	1	1	256-QAM	8.35	12.80	8.67	8.28	12.99	8.59	11.33	15.91	11.64		
Limit	EIRP < 23dBm/10MHz			Result									Pass	

Part96 NR n48 Maximum Average Power [dBm], DG = 1.66 dBi														
BW	RB	RB	Mod	Antenna 6			Antenna 1			Combine			EIRP	EIRP
(MHz)	Size	Offset		Lowest	Middle	Highest	Lowest	Middle	Highest	Lowest	Middle	Highest	(dBm)	(W)
40	1	1	QPSK	8.54	17.02	8.60	8.35	17.18	8.35	11.46	20.11	11.49	21.79	0.1510
40	1	104		8.49	17.12	8.46	8.45	16.91	8.27	11.48	20.03	11.38		
40	53	26		8.47	17.06	8.55	8.56	17.18	8.30	11.53	20.13	11.44		
40	1	0		8.50	16.97	8.52	8.21	17.19	8.35	11.37	20.09	11.45		
40	1	105		8.59	17.20	8.44	8.46	16.83	8.26	11.54	20.03	11.36		
40	106	0		8.46	16.61	8.53	8.58	16.68	8.33	11.53	19.66	11.44		
40	1	1	16-QAM	8.60	17.12	8.60	8.18	17.25	8.54	11.41	20.20	11.58	21.86	0.1535
40	1	1	64-QAM	8.45	16.93	8.62	8.39	17.22	8.66	11.43	20.09	11.65		
40	1	1	256-QAM	8.34	12.58	8.58	8.28	12.87	8.56	11.32	15.74	11.58		
Limit	EIRP < 23dBm/10MHz			Result									Pass	

Part96 NR n48 Maximum Average Power [dBm], DG = 0.75 dBi														
BW	RB	RB	Mod	Antenna 7			Antenna 5			Combine			EIRP	EIRP
(MHz)	Size	Offset		Lowest	Middle	Highest	Lowest	Middle	Highest	Lowest	Middle	Highest	(dBm)	(W)
10	1	1	QPSK	16.93	17.03	16.77	17.27	17.48	17.12	20.11	20.27	19.96	21.04	0.1271
10	1	22		16.94	17.03	16.80	17.25	17.35	17.20	20.11	20.20	20.01		
10	12	6		16.96	17.06	16.74	17.28	17.42	17.16	20.13	20.25	19.97		
10	1	0		16.96	17.06	16.73	17.27	17.49	17.10	20.13	20.29	19.93		
10	1	23		16.99	17.07	16.70	17.24	17.23	17.19	20.13	20.16	19.96		
10	24	0		16.95	17.06	16.74	17.29	17.45	17.14	20.13	20.27	19.95		
10	1	1	16-QAM	17.05	17.12	16.80	17.33	17.45	16.89	20.20	20.30	19.86	21.16	0.1306
10	1	1	64-QAM	16.96	17.12	16.94	17.27	17.66	17.22	20.13	20.41	20.09		
10	1	1	256-QAM	11.64	12.17	11.88	12.27	12.55	12.24	14.98	15.37	15.07		
Limit	EIRP < 23dBm/10MHz			Result									Pass	

Part96 NR n48 Maximum Average Power [dBm], DG = 0.75 dBi														
BW	RB	RB	Mod	Antenna 7			Antenna 5			Combine			EIRP	EIRP
(MHz)	Size	Offset		Lowest	Middle	Highest	Lowest	Middle	Highest	Lowest	Middle	Highest	(dBm)	(W)
15	1	1	QPSK	14.52	16.99	16.78	14.87	17.54	17.11	17.71	20.28	19.96	21.03	0.1268
15	1	36		17.05	17.11	14.36	17.29	17.24	14.55	20.18	20.19	17.47		
15	19	9		16.91	17.02	16.78	17.25	17.41	17.12	20.09	20.23	19.96		
15	1	0		14.53	16.89	16.71	14.93	17.57	17.07	17.74	20.25	19.90		
15	1	37		16.91	16.99	14.25	17.30	17.33	14.61	20.12	20.17	17.44		
15	38	0		14.56	17.04	14.35	14.84	17.44	14.67	17.71	20.25	17.52		
15	1	1	16-QAM	14.57	17.04	16.86	14.52	17.49	17.17	17.56	20.28	20.03	21.06	0.1276
15	1	1	64-QAM	14.69	16.95	16.82	14.76	17.62	17.02	17.74	20.31	19.93		
15	1	1	256-QAM	12.04	12.18	11.87	12.48	12.65	12.58	15.28	15.43	15.25		
Limit	EIRP < 23dBm/10MHz			Result									Pass	

Part96 NR n48 Maximum Average Power [dBm], DG = 0.75 dBi														
BW	RB	RB	Mod	Antenna 7			Antenna 5			Combine			EIRP	EIRP
(MHz)	Size	Offset		Lowest	Middle	Highest	Lowest	Middle	Highest	Lowest	Middle	Highest	(dBm)	(W)
20	1	1	QPSK	14.54	16.99	16.74	14.83	17.53	17.14	17.70	20.28	19.95	21.03	0.1268
20	1	49		17.00	16.90	14.16	17.17	17.32	14.70	20.10	20.13	17.45		
20	25	12		16.95	16.88	16.70	17.29	17.39	17.06	20.13	20.15	19.89		
20	1	0		14.54	16.91	14.44	14.85	17.59	14.79	17.71	20.27	17.63		
20	1	50		16.95	16.97	14.25	17.25	17.36	14.63	20.11	20.18	17.45		
20	51	0		14.59	16.95	14.28	14.88	17.32	14.69	17.75	20.15	17.50		
20	1	1	16-QAM	14.23	16.76	16.75	15.07	17.41	17.07	17.68	20.11	19.92	21.11	0.1291
20	1	1	64-QAM	14.69	17.24	16.91	15.26	17.45	17.13	17.99	20.36	20.03		
20	1	1	256-QAM	11.79	11.95	11.88	12.21	12.70	12.36	15.02	15.35	15.14		
Limit	EIRP < 23dBm/10MHz			Result									Pass	

Part96 NR n48 Maximum Average Power [dBm], DG = 0.75 dBi														
BW	RB	RB	Mod	Antenna 7			Antenna 5			Combine			EIRP	EIRP
(MHz)	Size	Offset		Lowest	Middle	Highest	Lowest	Middle	Highest	Lowest	Middle	Highest	(dBm)	(W)
30	1	1	QPSK	8.07	16.61	8.02	8.28	17.11	8.36	11.19	19.88	11.20	20.92	0.1236
30	1	76		8.00	16.54	8.03	8.11	16.85	8.18	11.07	19.71	11.12		
30	39	19		8.01	17.04	7.82	8.30	17.28	8.30	11.17	20.17	11.08		
30	1	0		8.04	16.56	8.00	8.20	17.04	8.36	11.13	19.82	11.19		
30	1	77		7.97	16.62	7.90	8.25	16.86	8.15	11.12	19.75	11.04		
30	78	0		8.03	16.59	7.86	8.34	17.00	8.28	11.20	19.81	11.09		
30	1	1	16-QAM	8.05	16.62	7.95	8.32	17.42	8.42	11.20	20.05	11.20	20.8	0.1202
30	1	1	64-QAM	8.06	16.34	7.65	8.38	16.97	8.46	11.23	19.68	11.08		
30	1	1	256-QAM	8.19	12.18	8.01	8.31	12.66	8.55	11.26	15.44	11.30		
Limit	EIRP < 23dBm/10MHz			Result									Pass	

Part96 NR n48 Maximum Average Power [dBm], DG = 0.75 dBi														
BW	RB	RB	Mod	Antenna 7			Antenna 5			Combine			EIRP	EIRP
(MHz)	Size	Offset		Lowest	Middle	Highest	Lowest	Middle	Highest	Lowest	Middle	Highest	(dBm)	(W)
40	1	1	QPSK	8.05	16.51	7.96	8.50	17.12	8.23	11.29	19.84	11.11	20.98	0.1253
40	1	104		8.02	16.63	7.77	8.46	16.86	8.11	11.26	19.76	10.95		
40	53	26		8.11	17.03	7.84	8.44	17.41	8.26	11.29	20.23	11.07		
40	1	0		8.02	16.41	7.92	8.40	17.20	8.38	11.22	19.83	11.17		
40	1	105		7.99	16.51	7.74	8.42	16.86	8.03	11.22	19.70	10.90		
40	106	0		8.05	16.15	7.87	8.47	16.56	8.22	11.28	19.37	11.06		
40	1	1	16-QAM	8.00	16.36	7.90	8.55	17.33	8.33	11.29	19.88	11.13	20.69	0.1172
40	1	1	64-QAM	8.12	16.53	8.11	8.52	17.29	8.38	11.33	19.94	11.26		
40	1	1	256-QAM	8.05	11.98	8.03	8.50	12.75	8.36	11.29	15.39	11.21		
Limit	EIRP < 23dBm/10MHz			Result									Pass	

Part96 NR n48 Maximum Average Power [dBm], DG = 1.8 dBi														
BW	RB	RB	Mod	Antenna 6			Antenna 5			Combine			EIRP	EIRP
(MHz)	Size	Offset		Lowest	Middle	Highest	Lowest	Middle	Highest	Lowest	Middle	Highest	(dBm)	(W)
10	1	1	QPSK	17.02	17.09	16.99	16.88	17.02	16.69	19.96	20.07	19.85	21.88	0.1542
10	1	22		16.99	17.16	17.06	16.82	16.90	16.65	19.92	20.04	19.87		
10	12	6		16.99	17.04	17.11	17.02	17.03	16.77	20.02	20.05	19.95		
10	1	0		16.99	17.09	17.00	16.75	17.05	16.66	19.88	20.08	19.84		
10	1	23		16.96	17.13	17.08	16.79	16.87	16.75	19.89	20.01	19.93		
10	24	0		16.96	17.05	17.08	16.89	17.05	16.77	19.94	20.06	19.94		
10	1	1	16-QAM	17.34	17.23	16.96	16.93	17.05	16.83	20.15	20.15	19.91	22.11	0.1626
10	1	1	64-QAM	17.17	17.17	16.98	17.43	17.05	16.88	20.31	20.12	19.94		
10	1	1	256-QAM	12.76	12.68	12.72	12.28	12.56	12.34	15.54	15.63	15.54		
Limit	EIRP < 23dBm/10MHz			Result									Pass	

Part96 NR n48 Maximum Average Power [dBm], DG = 1.8 dBi														
BW	RB	RB	Mod	Antenna 6			Antenna 5			Combine			EIRP	EIRP
(MHz)	Size	Offset		Lowest	Middle	Highest	Lowest	Middle	Highest	Lowest	Middle	Highest	(dBm)	(W)
15	1	1	QPSK	15.06	17.06	17.05	14.82	17.11	16.72	17.95	20.10	19.90	21.9	0.1549
15	1	36		16.92	17.07	15.06	16.74	16.94	14.67	19.84	20.02	17.88		
15	19	9		17.03	17.04	17.07	16.94	17.09	16.71	20.00	20.08	19.90		
15	1	0		14.95	17.09	17.03	14.78	17.09	16.75	17.88	20.10	19.90		
15	1	37		16.91	17.13	14.99	16.82	16.96	14.68	19.88	20.06	17.85		
15	38	0		14.98	17.07	15.01	14.90	17.07	14.69	17.95	20.08	17.86		
15	1	1	16-QAM	14.93	17.10	17.00	14.76	17.12	17.07	17.86	20.12	20.05	22.08	0.1614
15	1	1	64-QAM	14.96	17.21	17.04	15.10	17.32	16.92	18.04	20.28	19.99		
15	1	1	256-QAM	12.60	12.57	12.53	12.33	12.80	12.21	15.48	15.70	15.38		
Limit	EIRP < 23dBm/10MHz			Result									Pass	

Part96 NR n48 Maximum Average Power [dBm], DG = 1.8 dBi														
BW	RB	RB	Mod	Antenna 6			Antenna 5			Combine			EIRP	EIRP
(MHz)	Size	Offset		Lowest	Middle	Highest	Lowest	Middle	Highest	Lowest	Middle	Highest	(dBm)	(W)
20	1	1	QPSK	15.02	17.03	17.15	14.93	17.13	16.82	17.99	20.09	20.00	21.95	0.1567
20	1	49		16.95	16.99	15.04	16.97	16.74	14.71	19.97	19.88	17.89		
20	25	12		17.00	17.05	17.02	16.94	17.05	16.70	19.98	20.06	19.87		
20	1	0		15.06	17.07	17.00	14.94	17.20	16.69	18.01	20.15	19.86		
20	1	50		17.10	17.10	15.03	16.92	16.88	14.54	20.02	20.00	17.80		
20	51	0		15.00	17.04	15.02	14.91	17.00	14.68	17.97	20.03	17.86		
20	1	1	16-QAM	15.09	17.02	16.94	15.09	17.21	16.68	18.10	20.13	19.82	21.94	0.1563
20	1	1	64-QAM	14.91	16.97	16.99	15.04	17.29	16.66	17.99	20.14	19.84		
20	1	1	256-QAM	12.56	12.65	12.59	12.68	12.77	11.90	15.63	15.72	15.27		
Limit	EIRP < 23dBm/10MHz			Result									Pass	

Part96 NR n48 Maximum Average Power [dBm], DG = 1.8 dBi														
BW	RB	RB	Mod	Antenna 6			Antenna 5			Combine			EIRP	EIRP
(MHz)	Size	Offset		Lowest	Middle	Highest	Lowest	Middle	Highest	Lowest	Middle	Highest	(dBm)	(W)
30	1	1	QPSK	8.54	16.98	8.66	8.28	17.24	8.45	11.42	20.12	11.57	21.92	0.1556
30	1	76		8.34	17.07	8.41	8.26	16.88	8.18	11.31	19.99	11.31		
30	39	19		8.43	17.06	8.53	8.34	17.04	8.31	11.40	20.06	11.43		
30	1	0		8.49	16.95	8.56	8.33	17.01	8.39	11.42	19.99	11.49		
30	1	77		8.36	17.12	8.57	8.22	16.86	8.21	11.30	20.00	11.40		
30	78	0		8.40	17.03	8.51	8.34	17.05	8.33	11.38	20.05	11.43		
30	1	1	16-QAM	8.51	17.00	8.69	8.22	17.19	8.41	11.38	20.11	11.56	21.94	0.1563
30	1	1	64-QAM	8.41	16.99	8.70	8.19	17.27	8.51	11.31	20.14	11.62		
30	1	1	256-QAM	8.17	12.55	8.63	8.32	12.84	8.65	11.26	15.71	11.65		
Limit	EIRP < 23dBm/10MHz			Result									Pass	

Part96 NR n48 Maximum Average Power [dBm], DG = 1.8 dBi														
BW	RB	RB	Mod	Antenna 6			Antenna 5			Combine			EIRP	EIRP
(MHz)	Size	Offset		Lowest	Middle	Highest	Lowest	Middle	Highest	Lowest	Middle	Highest	(dBm)	(W)
40	1	1	QPSK	8.47	16.93	8.59	8.34	17.14	8.26	11.42	20.05	11.44	21.92	0.1556
40	1	104		8.43	17.10	8.50	8.39	17.00	8.10	11.42	20.06	11.31		
40	53	26		8.48	17.07	8.45	8.42	17.02	8.27	11.46	20.06	11.37		
40	1	0		8.53	17.04	8.55	8.35	17.17	8.33	11.45	20.12	11.45		
40	1	105		8.46	17.20	8.49	8.40	16.90	8.09	11.44	20.06	11.30		
40	106	0		8.47	16.59	8.53	8.49	16.58	8.25	11.49	19.60	11.40		
40	1	1	16-QAM	8.54	17.15	8.57	8.53	17.35	8.62	11.55	20.26	11.61	22.06	0.1607
40	1	1	64-QAM	8.49	17.02	8.35	8.38	17.29	8.49	11.45	20.17	11.43		
40	1	1	256-QAM	8.64	12.58	8.66	8.38	12.59	8.49	11.52	15.60	11.59		
Limit	EIRP < 23dBm/10MHz			Result									Pass	

Part96 NR n48 Maximum Average Power [dBm], DG = 0.57 dBi														
BW	RB	RB	Mod	Antenna 7			Antenna 1			Combine			EIRP	EIRP
(MHz)	Size	Offset		Lowest	Middle	Highest	Lowest	Middle	Highest	Lowest	Middle	Highest	(dBm)	(W)
10	1	1	QPSK	17.35	17.33	17.16	17.50	17.90	17.56	20.44	20.63	20.37	21.23	0.1327
10	1	22		17.37	17.38	17.21	17.56	17.85	17.51	20.48	20.63	20.37		
10	12	6		17.27	17.38	17.20	17.49	17.90	17.50	20.39	20.66	20.36		
10	1	0		17.26	17.37	17.13	17.49	17.70	17.54	20.39	20.55	20.35		
10	1	23		17.23	17.34	17.18	17.59	17.67	17.51	20.42	20.52	20.36		
10	24	0		17.29	17.35	17.19	17.57	17.88	17.55	20.44	20.63	20.38		
10	1	1	16-QAM	17.25	17.38	17.23	17.62	17.93	17.43	20.45	20.67	20.34	21.38	0.1374
10	1	1	64-QAM	17.18	17.51	16.97	17.35	18.08	17.48	20.28	20.81	20.24		
10	1	1	256-QAM	12.23	12.45	12.10	12.32	12.50	12.26	15.29	15.49	15.19		
Limit	EIRP < 23dBm/10MHz			Result									Pass	

Part96 NR n48 Maximum Average Power [dBm], DG = 0.57 dBi														
BW	RB	RB	Mod	Antenna 7			Antenna 1			Combine			EIRP	EIRP
(MHz)	Size	Offset		Lowest	Middle	Highest	Lowest	Middle	Highest	Lowest	Middle	Highest	(dBm)	(W)
15	1	1	QPSK	14.54	17.33	17.24	14.91	17.91	17.47	17.74	20.64	20.37	21.25	0.1334
15	1	36		17.28	17.37	14.46	17.57	17.79	14.69	20.44	20.60	17.59		
15	19	9		17.30	17.33	17.14	17.62	17.90	17.49	20.47	20.63	20.33		
15	1	0		14.53	17.33	17.23	14.89	17.99	17.53	17.72	20.68	20.39		
15	1	37		17.19	17.38	14.51	17.68	17.73	14.75	20.45	20.57	17.64		
15	38	0		14.59	17.37	14.44	14.91	17.86	14.77	17.76	20.63	17.62		
15	1	1	16-QAM	14.64	17.36	17.54	14.83	17.85	17.48	17.75	20.62	20.52	21.22	0.1324
15	1	1	64-QAM	14.74	17.36	17.27	15.07	17.90	17.50	17.92	20.65	20.40		
15	1	1	256-QAM	12.00	12.25	11.95	12.87	12.80	12.29	15.47	15.54	15.13		
Limit	EIRP < 23dBm/10MHz			Result									Pass	

Part96 NR n48 Maximum Average Power [dBm], DG = 0.57 dBi														
BW	RB	RB	Mod	Antenna 7			Antenna 1			Combine			EIRP	EIRP
(MHz)	Size	Offset		Lowest	Middle	Highest	Lowest	Middle	Highest	Lowest	Middle	Highest	(dBm)	(W)
20	1	1	QPSK	14.62	17.36	17.22	14.84	17.86	17.44	17.74	20.63	20.34	21.3	0.1349
20	1	49		17.28	17.30	14.36	17.71	17.74	14.70	20.51	20.54	17.54		
20	25	12		17.32	17.37	17.16	17.69	17.86	17.45	20.52	20.63	20.32		
20	1	0		14.63	17.39	17.21	14.91	18.02	17.43	17.78	20.73	20.33		
20	1	50		17.32	17.36	14.33	17.63	17.66	14.62	20.49	20.52	17.49		
20	51	0		14.64	17.38	14.46	14.98	17.87	14.68	17.82	20.64	17.58		
20	1	1	16-QAM	14.74	17.43	17.31	14.87	18.25	17.52	17.82	20.87	20.43	21.44	0.1393
20	1	1	64-QAM	14.54	17.44	17.01	14.94	18.12	17.41	17.75	20.80	20.22		
20	1	1	256-QAM	12.12	12.13	11.95	12.36	12.85	12.50	15.25	15.52	15.24		
Limit	EIRP < 23dBm/10MHz			Result									Pass	

Part96 NR n48 Maximum Average Power [dBm], DG = 0.57 dBi														
BW	RB	RB	Mod	Antenna 7			Antenna 1			Combine			EIRP	EIRP
(MHz)	Size	Offset		Lowest	Middle	Highest	Lowest	Middle	Highest	Lowest	Middle	Highest	(dBm)	(W)
30	1	1	QPSK	8.15	16.58	8.16	8.29	17.28	8.44	11.23	19.95	11.31	21.21	0.1321
30	1	76		8.07	16.62	8.05	8.46	17.00	8.29	11.28	19.82	11.18		
30	39	19		8.12	17.39	8.03	8.45	17.86	8.38	11.30	20.64	11.22		
30	1	0		8.11	16.58	8.08	8.34	17.14	8.52	11.24	19.88	11.32		
30	1	77		8.02	16.64	8.07	8.39	17.01	8.24	11.22	19.84	11.17		
30	78	0		8.16	16.63	8.00	8.41	17.21	8.39	11.30	19.94	11.21		
30	1	1	16-QAM	7.84	16.50	8.13	8.60	17.20	8.50	11.25	19.87	11.33	20.71	0.1178
30	1	1	64-QAM	8.45	16.86	7.95	8.46	17.38	8.65	11.47	20.14	11.32		
30	1	1	256-QAM	8.09	12.14	8.19	8.25	12.88	8.59	11.18	15.54	11.40		
Limit	EIRP < 23dBm/10MHz			Result									Pass	

Part96 NR n48 Maximum Average Power [dBm], DG = 0.57 dBi														
BW	RB	RB	Mod	Antenna 7			Antenna 1			Combine			EIRP	EIRP
(MHz)	Size	Offset		Lowest	Middle	Highest	Lowest	Middle	Highest	Lowest	Middle	Highest	(dBm)	(W)
40	1	1	QPSK	8.19	16.51	8.03	8.32	17.24	8.32	11.27	19.90	11.19	21.24	0.1330
40	1	104		8.00	16.60	7.92	8.56	17.03	8.06	11.30	19.83	11.00		
40	53	26		8.13	17.37	7.96	8.56	17.93	8.38	11.36	20.67	11.19		
40	1	0		8.10	16.49	7.98	8.41	17.30	8.30	11.27	19.92	11.15		
40	1	105		8.09	16.63	7.84	8.42	17.13	8.20	11.27	19.90	11.03		
40	106	0		8.05	16.13	7.96	8.56	16.67	8.33	11.32	19.42	11.16		
40	1	1	16-QAM	8.34	16.54	8.06	8.41	17.14	8.47	11.39	19.86	11.28	20.51	0.1125
40	1	1	64-QAM	8.07	16.57	7.97	8.29	17.26	8.24	11.19	19.94	11.12		
40	1	1	256-QAM	8.13	11.82	8.17	8.57	12.75	8.53	11.37	15.32	11.36		
Limit	EIRP < 23dBm/10MHz			Result									Pass	

FR1 n48

<SISO Mode>

Peak-to-Average Ratio

Mode	FR1 n48 / 20MHz / DFT-S OFDM				
Mod.	PI/2 BPSK	QPSK	16QAM	64QAM	Limit: 13dB
RB Size	Full RB	Full RB	Full RB	Full RB	Result
Middle CH	4.70	5.80	6.42	6.58	PASS
Mode	FR1 n48 / 20MHz / DFT-S OFDM				
Mod.	256QAM				Limit: 13dB
RB Size	Full RB				Result
Middle CH	6.52				PASS

FR1 n48 / 20MHz / DFT-S OFDM / Middle Channel / Full RB

PI/2 BPSK

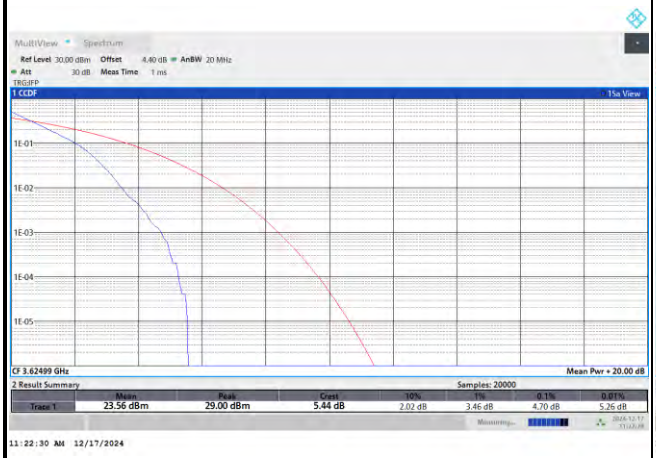

QPSK

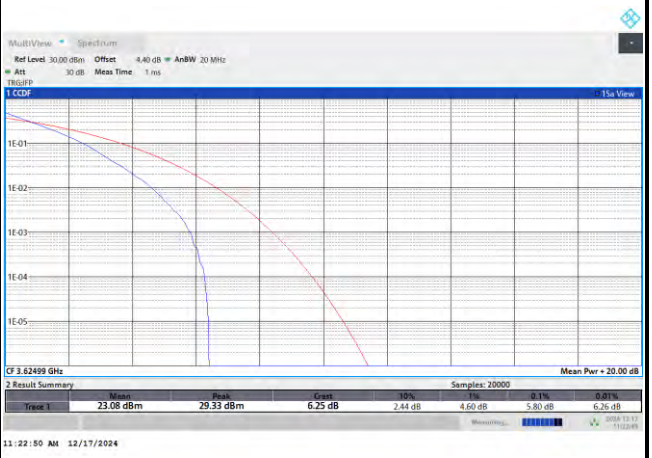

16QAM

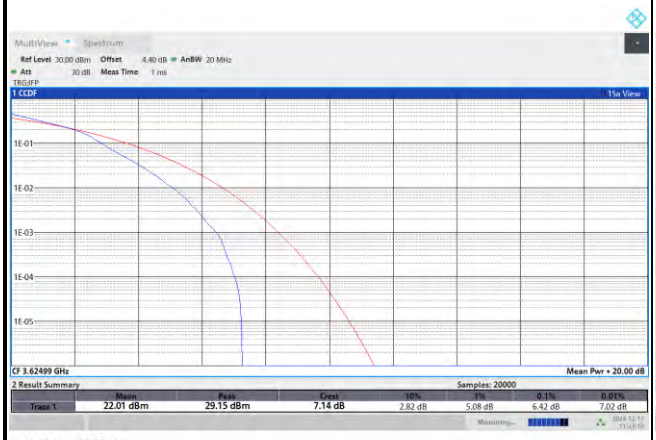

64QAM

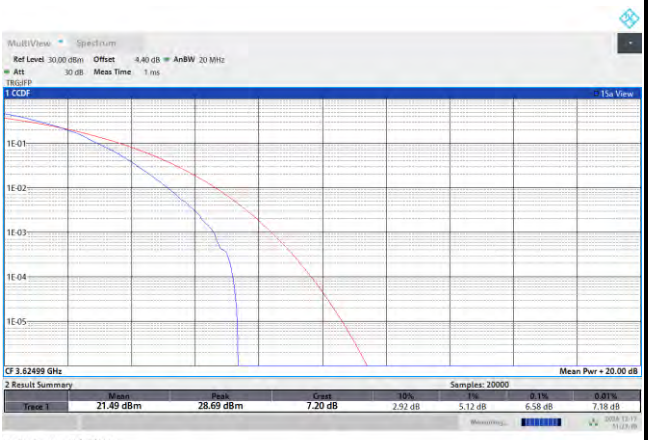

256QAM

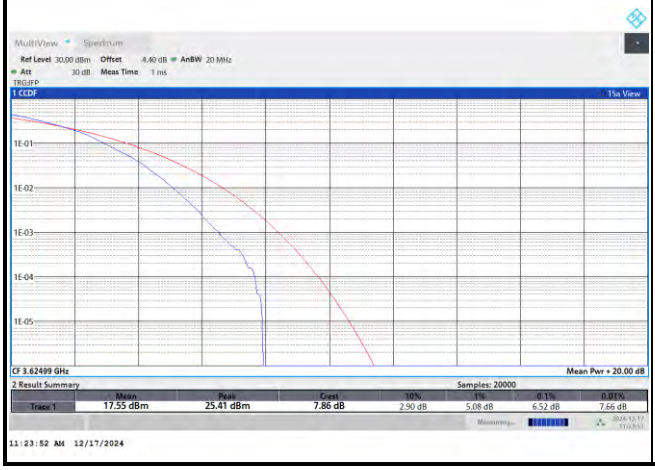

26dB Bandwidth

Mode	FR1 n48 : 26dB BW(MHz) / DFT-S OFDM							
BW	10MHz	15MHz	20MHz	30MHz	40MHz	50MHz	60MHz	70MHz
Mod.	PI/2 BPSK	PI/2 BPSK	PI/2 BPSK	PI/2 BPSK	PI/2 BPSK	PI/2 BPSK	PI/2 BPSK	PI/2 BPSK
Middle CH	10.36	13.92	19.77	30.24	38.94	-	-	-
BW	80MHz	90MHz	100MHz					
Mod.	PI/2 BPSK	PI/2 BPSK	PI/2 BPSK					
Middle CH	-	-	-					

Mode	FR1 n48 : 26dB BW(MHz) / CP OFDM							
BW	10MHz		15MHz		20MHz		30MHz	
Mod.	QPSK	16QAM	QPSK	16QAM	QPSK	16QAM	QPSK	16QAM
Middle CH	10.63	10.55	15.25	14.92	20.62	20.76	31.16	31.33
Mod.	64QAM	256QAM	64QAM	256QAM	64QAM	256QAM	64QAM	256QAM
Middle CH	10.42	10.16	14.99	15.37	20.55	20.45	31.08	31.01
BW	40MHz		50MHz		60MHz		70MHz	
Mod.	QPSK	16QAM	QPSK	16QAM	QPSK	16QAM	QPSK	16QAM
Middle CH	42.71	42.82	-	-	-	-	-	-
Mod.	64QAM	256QAM	64QAM	256QAM	64QAM	256QAM	64QAM	256QAM
Middle CH	42.73	43.09	-	-	-	-	-	-
BW	80MHz		90MHz		100MHz			
Mod.	QPSK	16QAM	QPSK	16QAM	QPSK	16QAM		
Middle CH	-	-	-	-	-	-		
Mod.	64QAM	256QAM	64QAM	256QAM	64QAM	256QAM		
Middle CH	-	-	-	-	-	-		

FR1 n48 / 10MHz / DFT-S OFDM / Middle Channel / Full RB	
PI/2 BPSK	
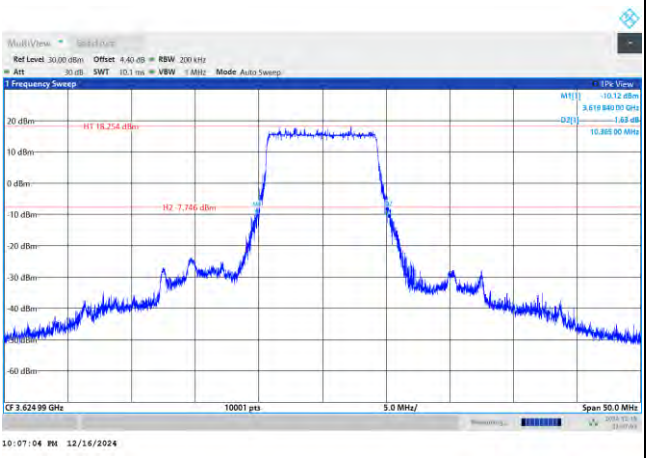	

FR1 n48 / 10MHz / CP OFDM / Middle Channel / Full RB	
QPSK	16QAM
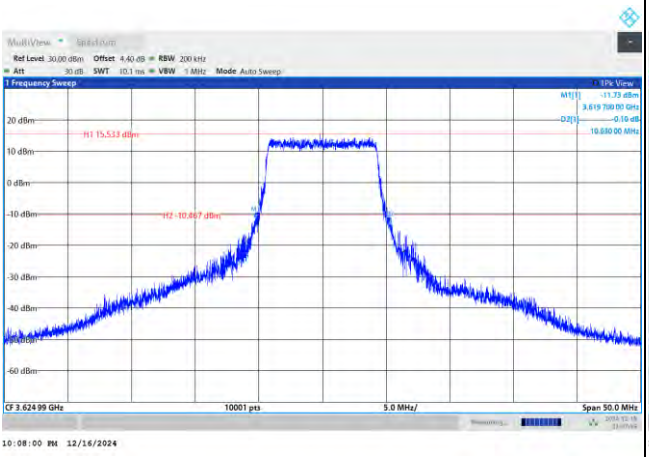	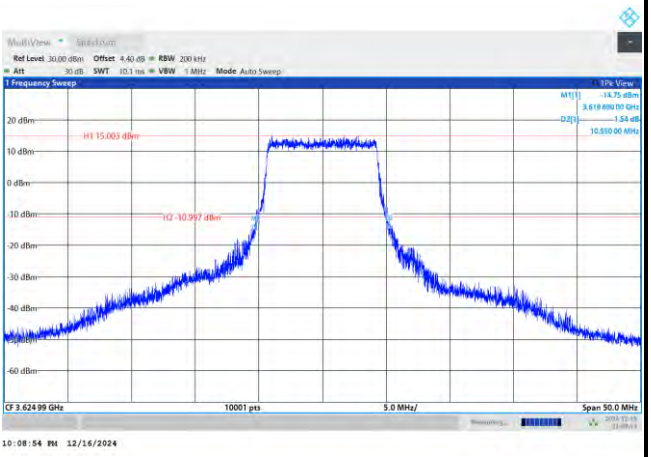
64QAM	256QAM
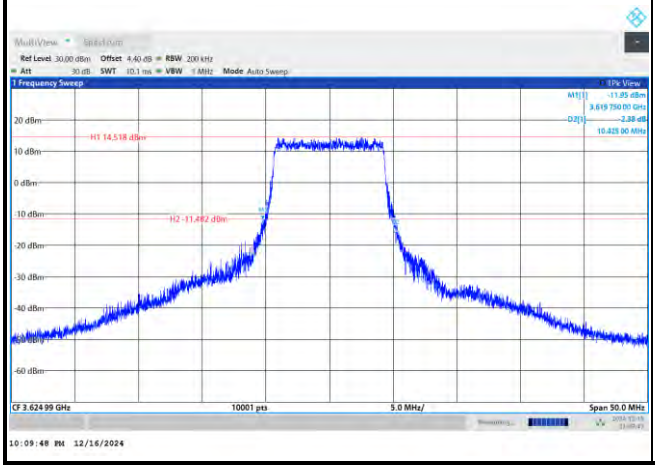	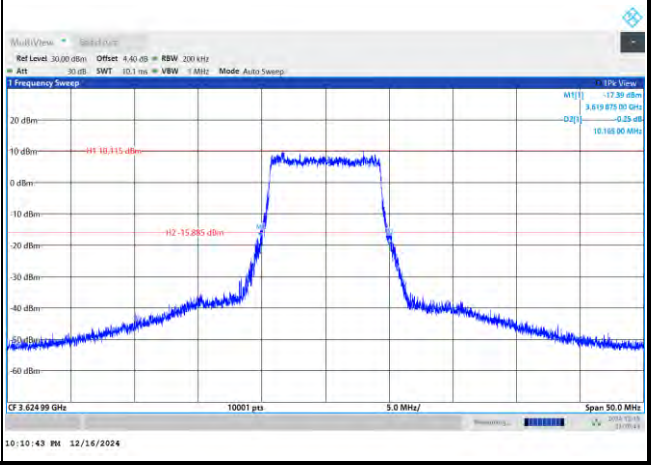

FR1 n48 / 15MHz / DFT-S OFDM / Middle Channel / Full RB	
PI/2 BPSK	
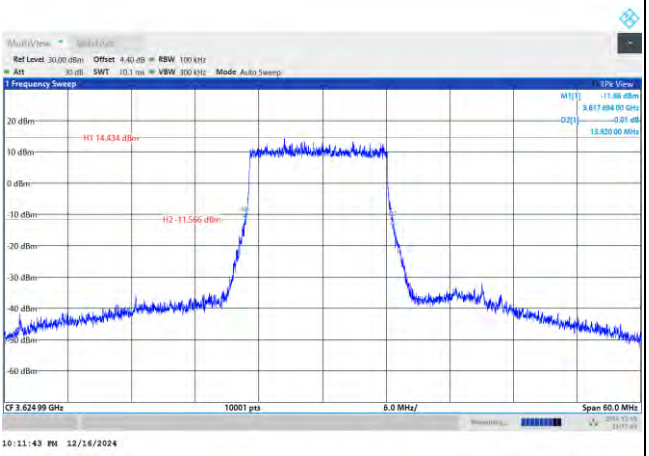	

FR1 n48 / 15MHz / CP OFDM / Middle Channel / Full RB	
QPSK	16QAM
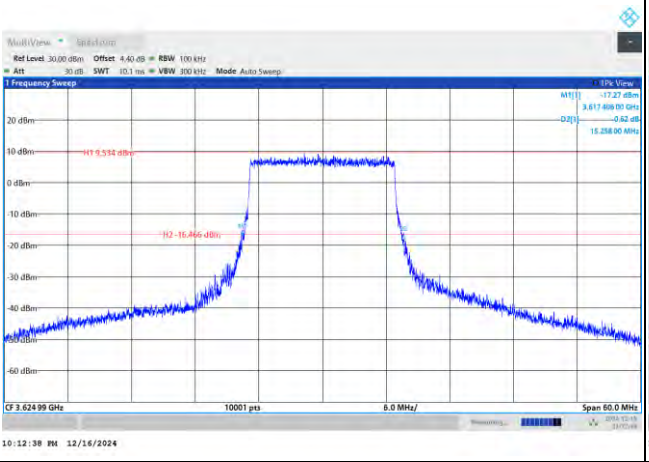	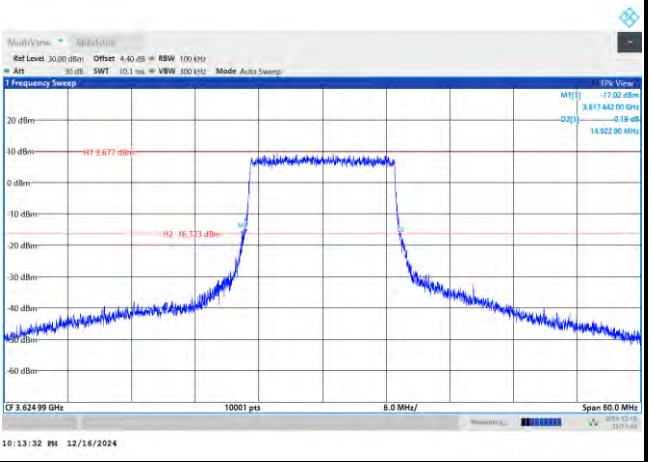
64QAM	256QAM
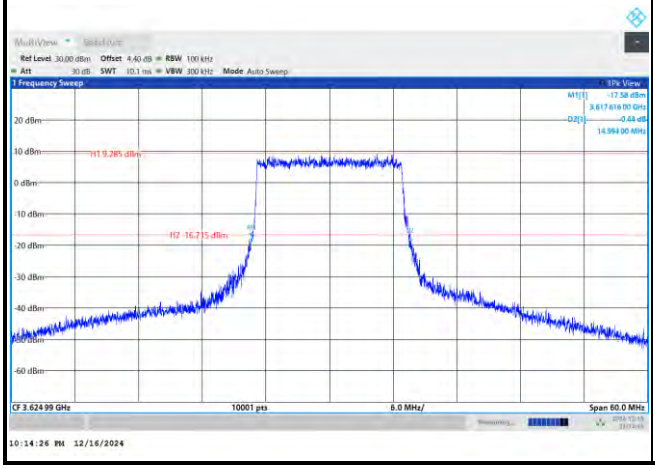	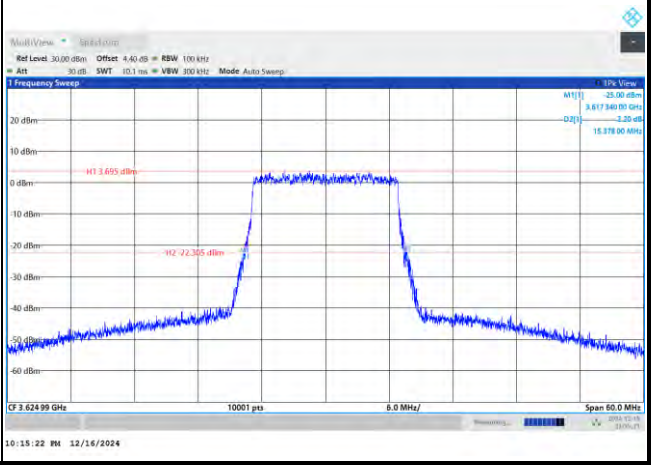

FR1 n48 / 20MHz / DFT-S OFDM / Middle Channel / Full RB	
PI/2 BPSK	
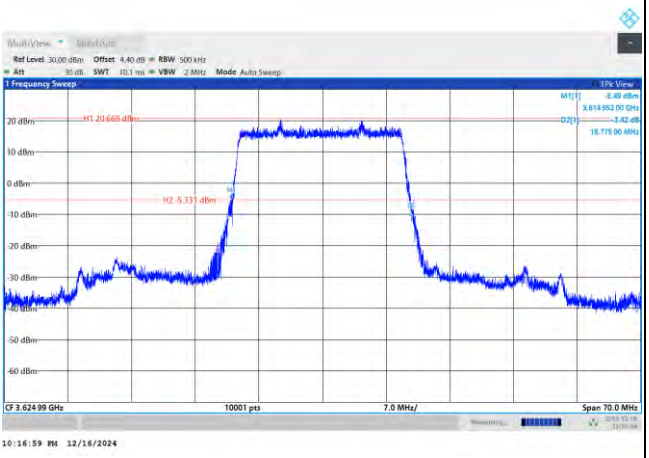	

FR1 n48 / 20MHz / CP OFDM / Middle Channel / Full RB	
QPSK	16QAM
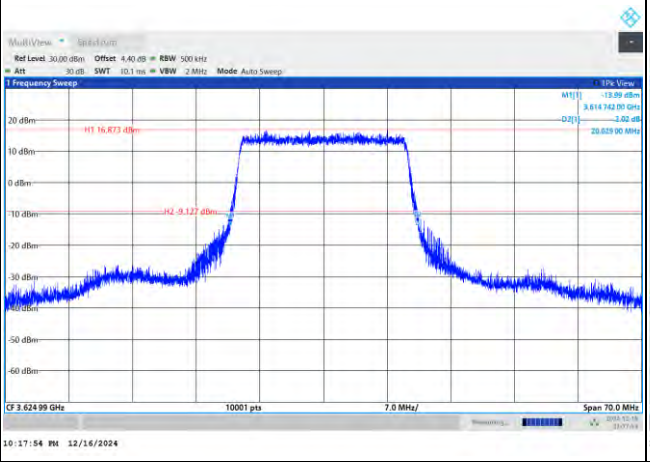	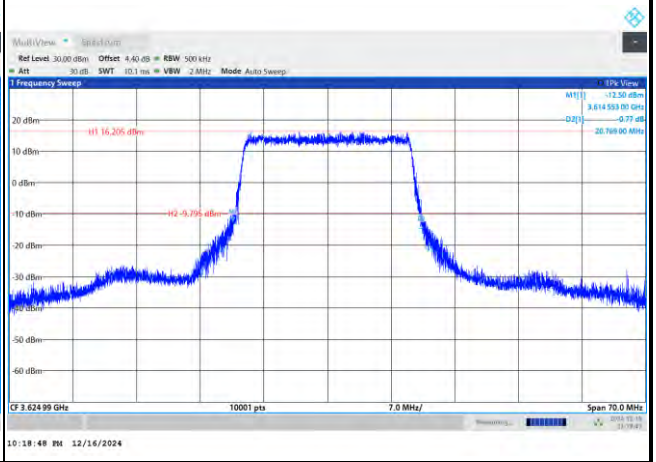
64QAM	256QAM
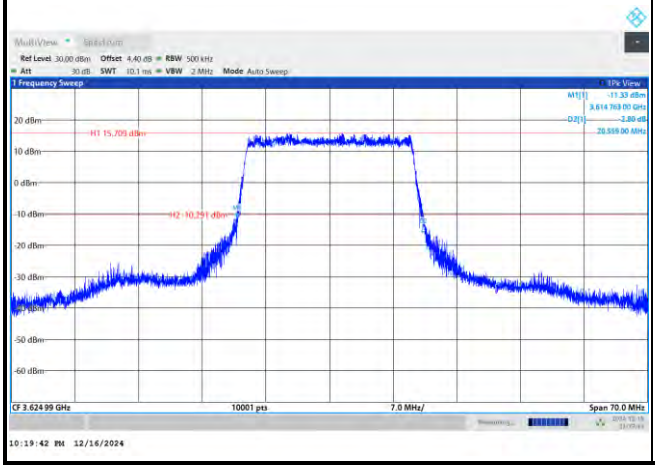	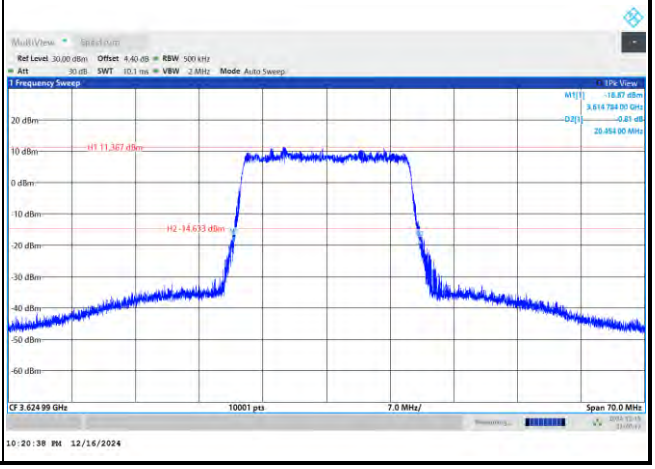

FR1 n48 / 30MHz / DFT-S OFDM / Middle Channel / Full RB	
PI/2 BPSK	
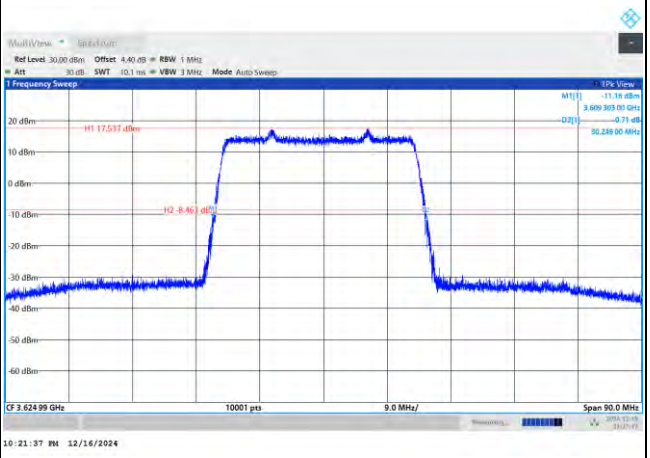	

FR1 n48 / 30MHz / CP OFDM / Middle Channel / Full RB	
QPSK	16QAM
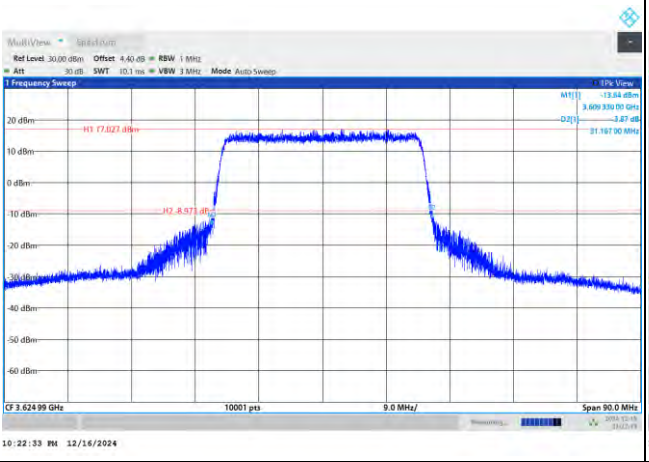	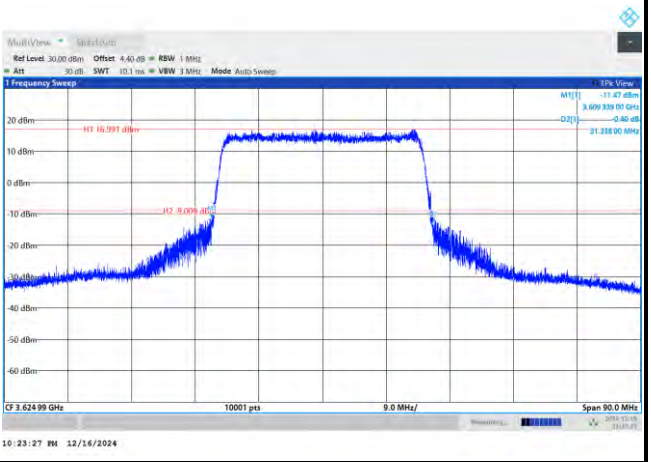
64QAM	256QAM
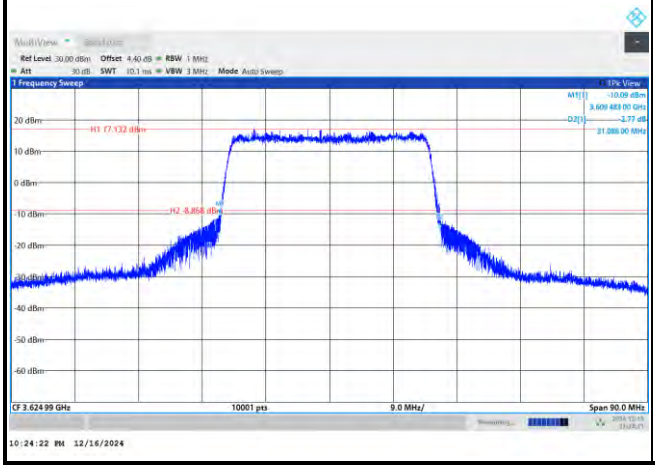	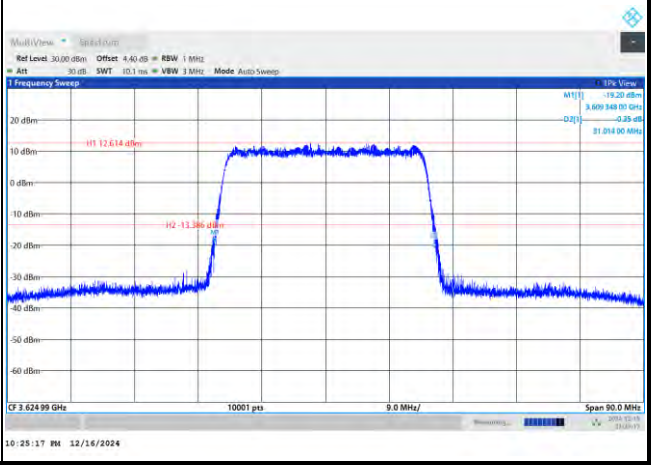

FR1 n48 / 40MHz / DFT-S OFDM / Middle Channel / Full RB	
PI/2 BPSK	
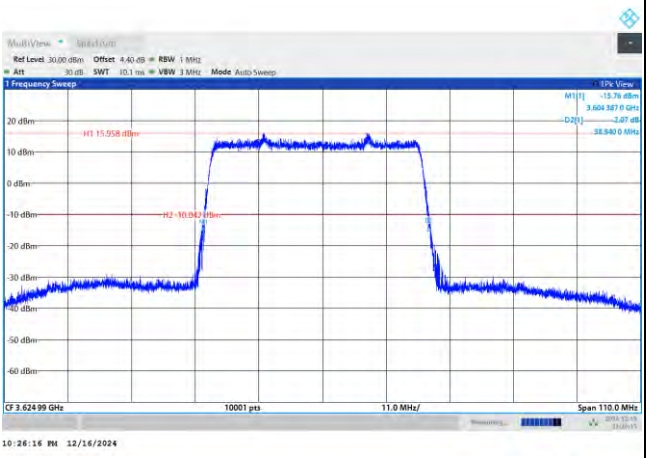	

FR1 n48 / 40MHz / CP OFDM / Middle Channel / Full RB	
QPSK	16QAM
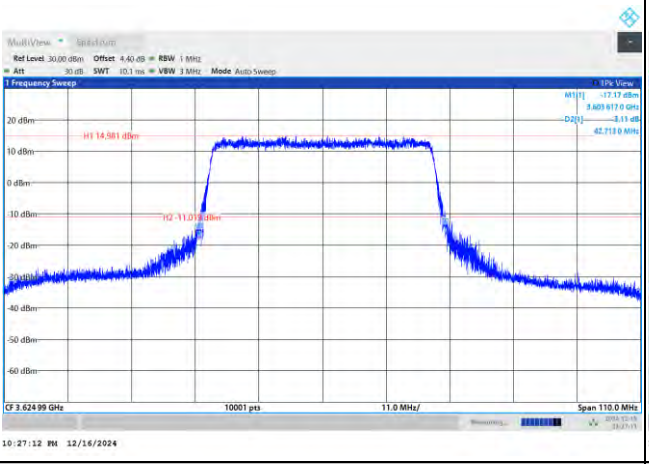	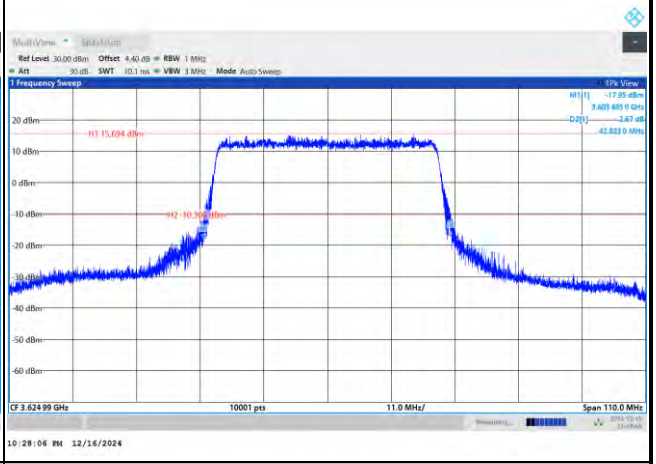
64QAM	256QAM
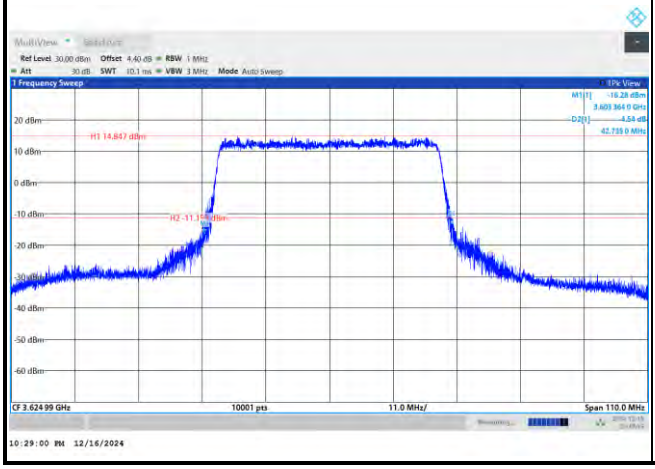	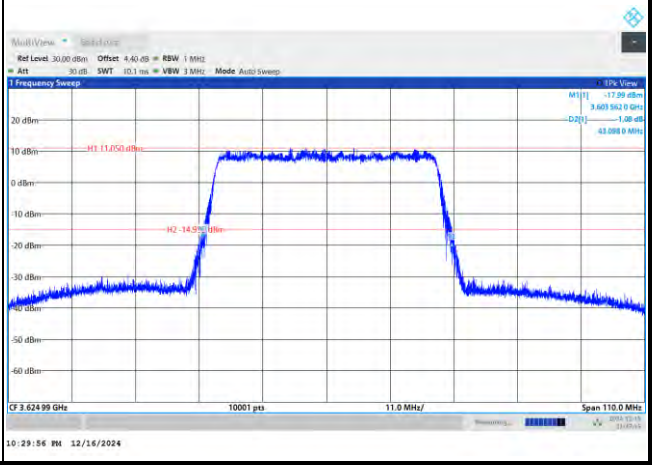

Occupied Bandwidth

Mode	FR1 n48 : OB BW(MHz) / DFT-S OFDM							
BW	10MHz	15MHz	20MHz	30MHz	40MHz	50MHz	60MHz	70MHz
Mod.	PI/2 BPSK	PI/2 BPSK	PI/2 BPSK	PI/2 BPSK	PI/2 BPSK	PI/2 BPSK	PI/2 BPSK	PI/2 BPSK
Middle CH	8.70	12.85	18.02	27.31	36.07	-	-	-
BW	80MHz	90MHz	100MHz					
Mod.	PI/2 BPSK	PI/2 BPSK	PI/2 BPSK					
Middle CH	-	-	-					

Mode	FR1 n48 : OB BW(MHz) / CP OFDM							
BW	10MHz		15MHz		20MHz		30MHz	
Mod.	QPSK	16QAM	QPSK	16QAM	QPSK	16QAM	QPSK	16QAM
Middle CH	8.75	8.70	13.61	13.59	18.32	18.41	28.20	28.15
Mod.	64QAM	256QAM	64QAM	256QAM	64QAM	256QAM	64QAM	256QAM
Middle CH	8.68	8.67	13.63	13.62	18.34	18.32	28.20	28.14
BW	40MHz		50MHz		60MHz		70MHz	
Mod.	QPSK	16QAM	QPSK	16QAM	QPSK	16QAM	QPSK	16QAM
Middle CH	38.04	38.08	-	-	-	-	-	-
Mod.	64QAM	256QAM	64QAM	256QAM	64QAM	256QAM	64QAM	256QAM
Middle CH	38.15	38.30	-	-	-	-	-	-
BW	80MHz		90MHz		100MHz			
Mod.	QPSK	16QAM	QPSK	16QAM	QPSK	16QAM		
Middle CH	-	-	-	-	-	-		
Mod.	64QAM	256QAM	64QAM	256QAM	64QAM	256QAM		
Middle CH	-	-	-	-	-	-		

FR1 n48 / 10MHz / DFT-S OFDM / Middle Channel / Full RB

PI/2 BPSK

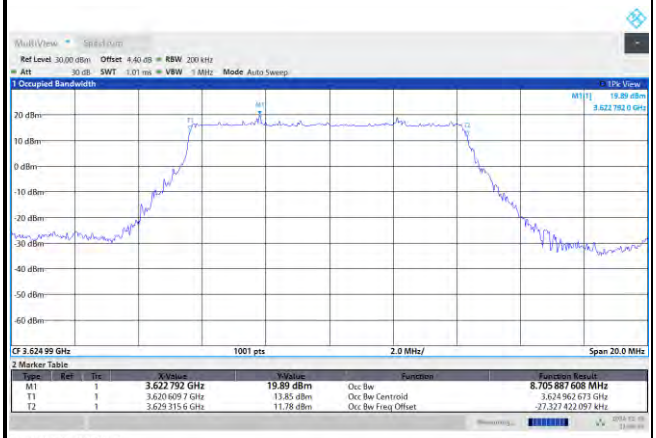

FR1 n48 / 10MHz / CP OFDM / Middle Channel / Full RB

QPSK

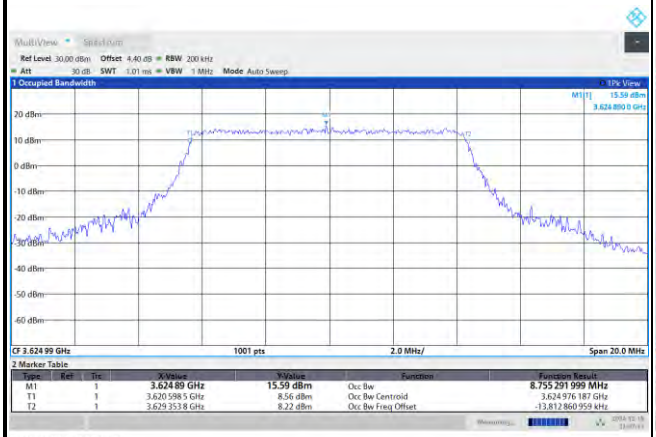

16QAM

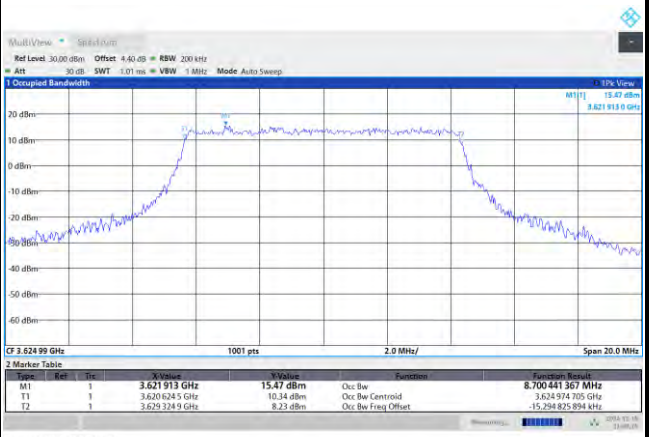

64QAM

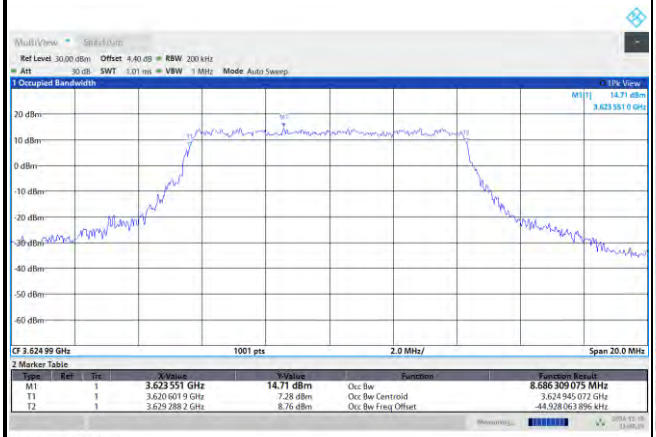

256QAM

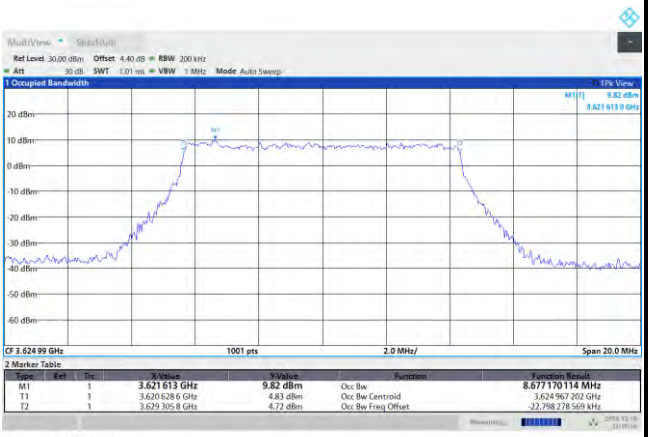

FR1 n48 / 15MHz / DFT-S OFDM / Middle Channel / Full RB

PI/2 BPSK

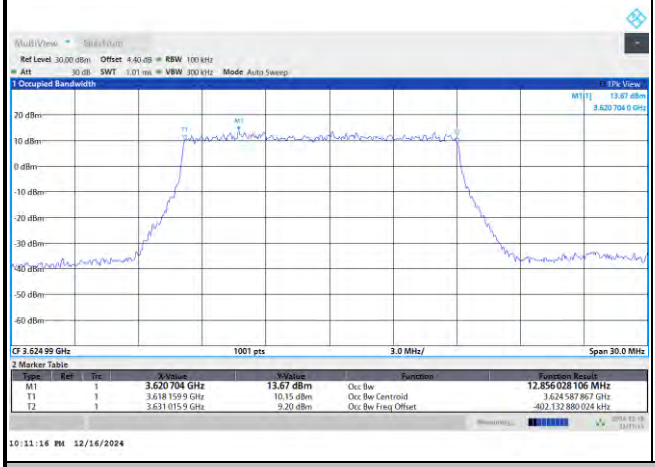

FR1 n48 / 15MHz / CP OFDM / Middle Channel / Full RB

QPSK

16QAM

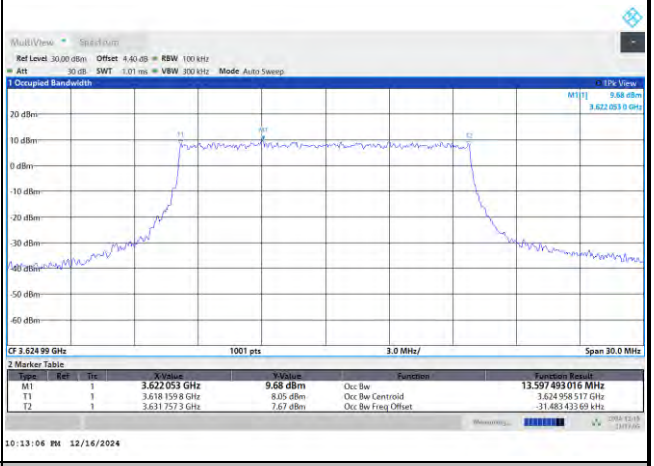

64QAM

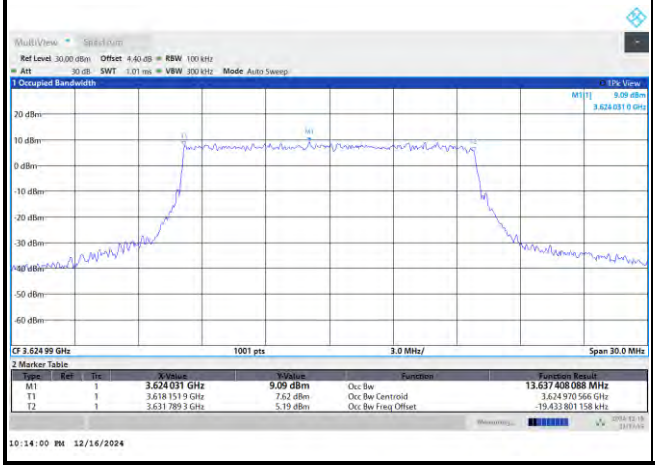

256QAM

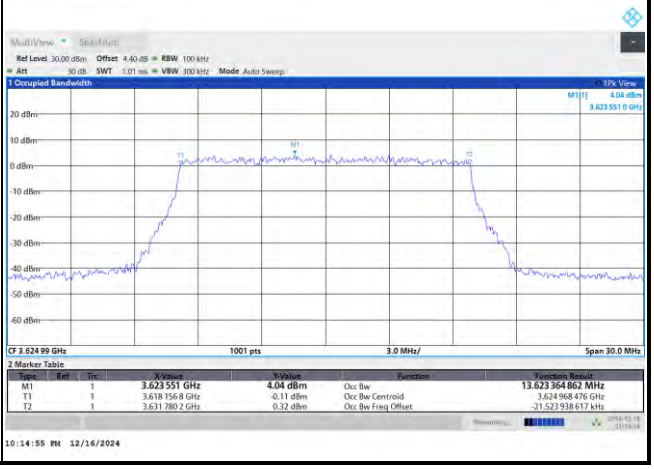

FR1 n48 / 20MHz / DFT-S OFDM / Middle Channel / Full RB

PI/2 BPSK

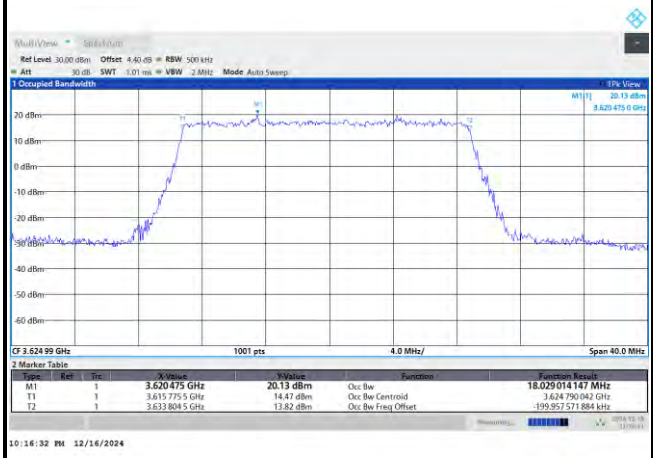

FR1 n48 / 20MHz / CP OFDM / Middle Channel / Full RB

QPSK

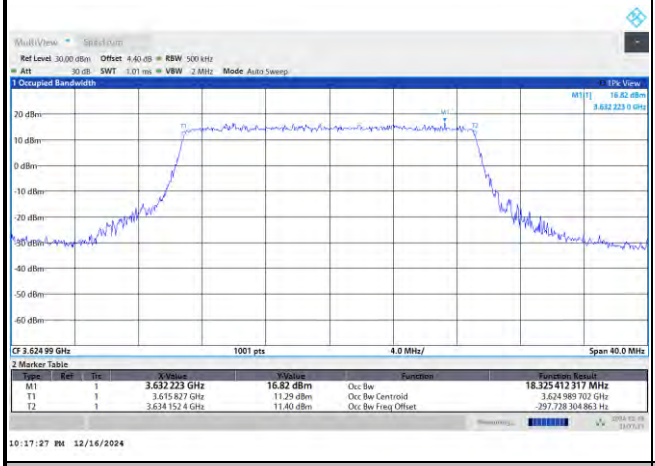

16QAM

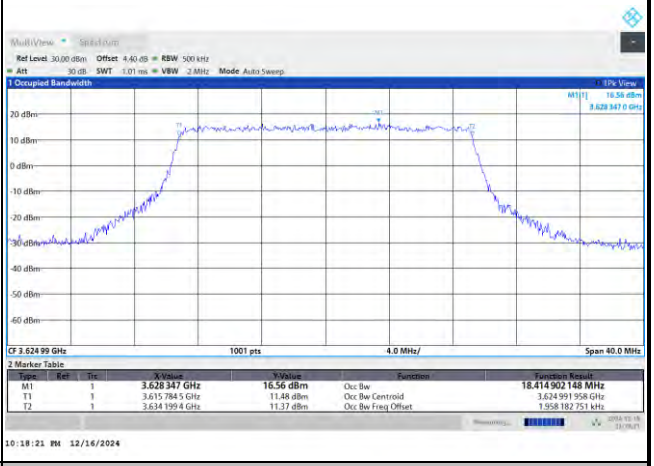

64QAM

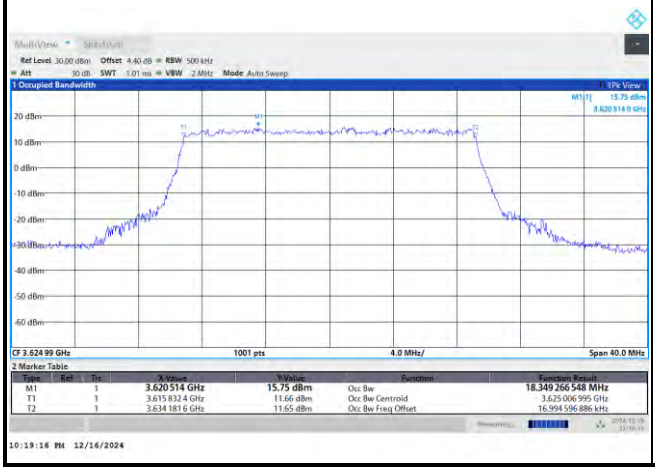

256QAM

FR1 n48 / 30MHz / DFT-S OFDM / Middle Channel / Full RB

PI/2 BPSK

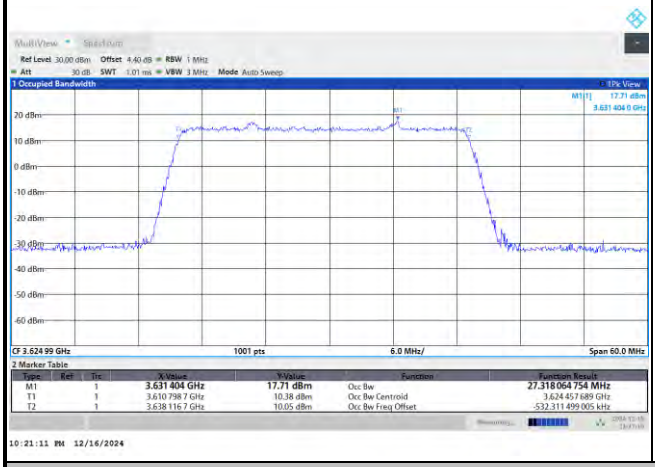

FR1 n48 / 30MHz / CP OFDM / Middle Channel / Full RB

QPSK

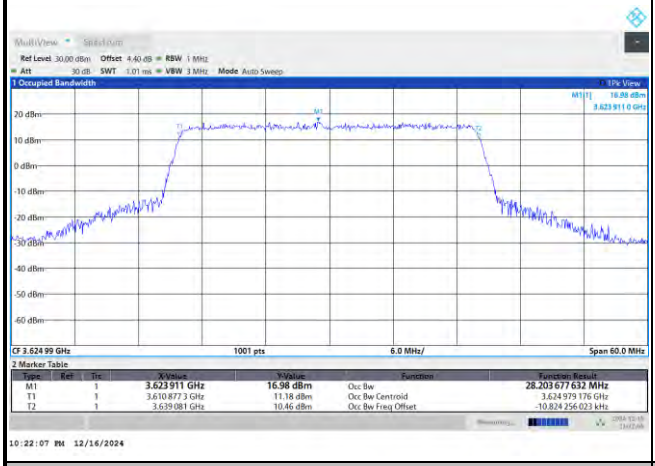

16QAM

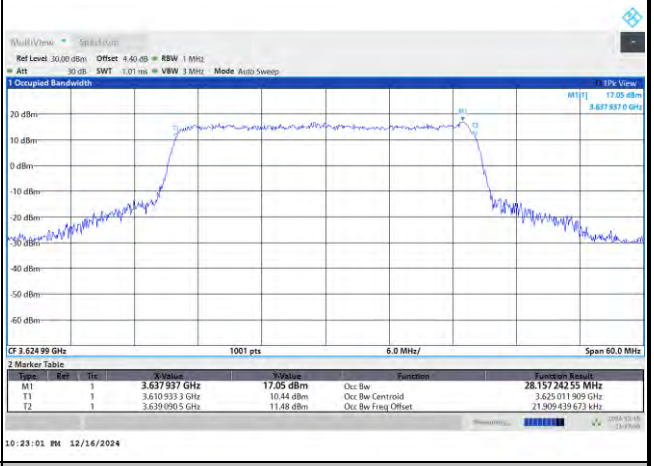

64QAM

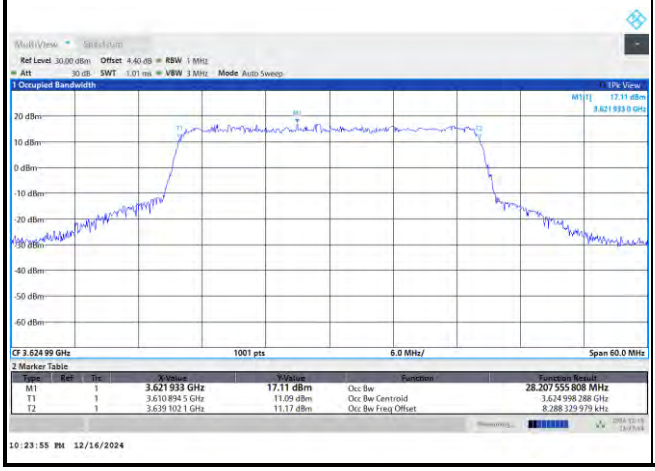

256QAM

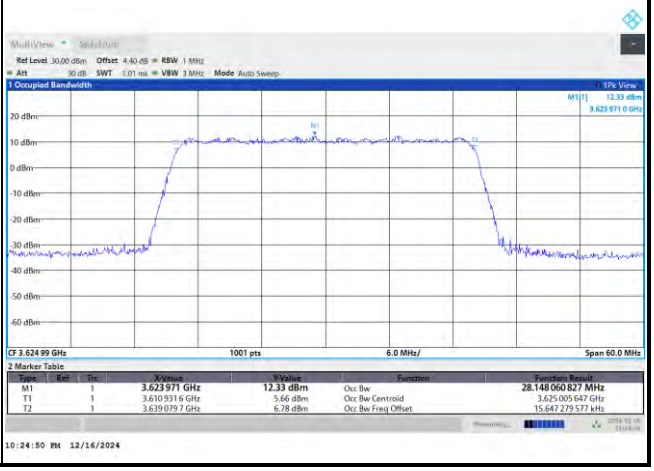

FR1 n48 / 40MHz / DFT-S OFDM / Middle Channel / Full RB

PI/2 BPSK

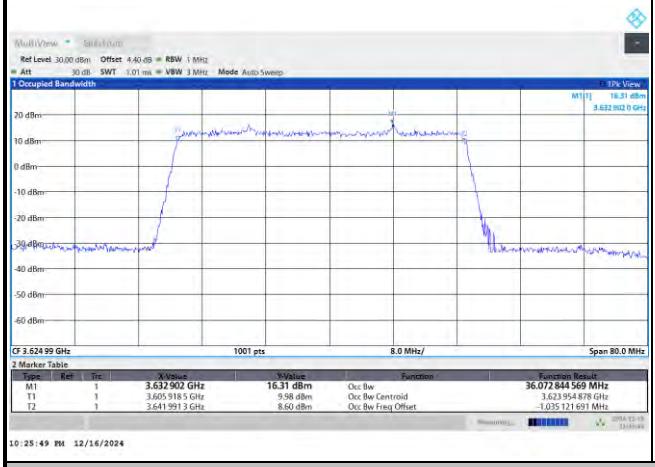

FR1 n48 / 40MHz / CP OFDM / Middle Channel / Full RB

QPSK

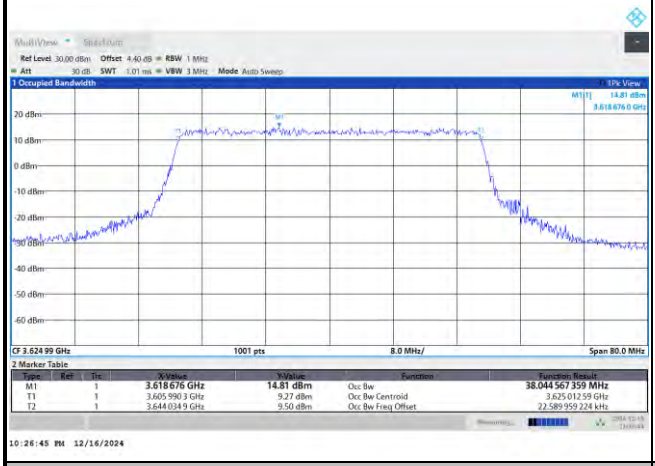

16QAM

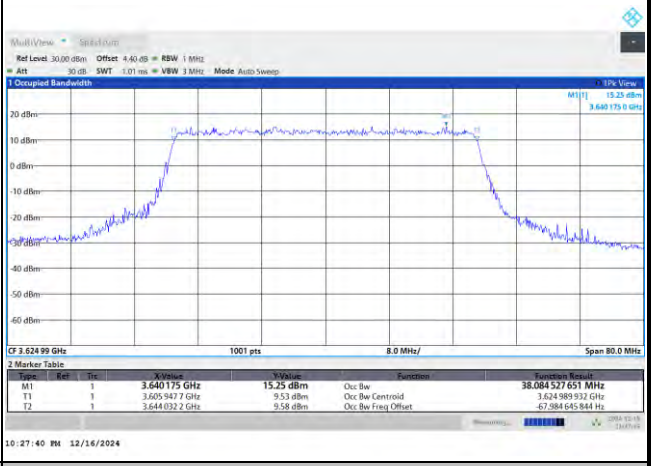

64QAM

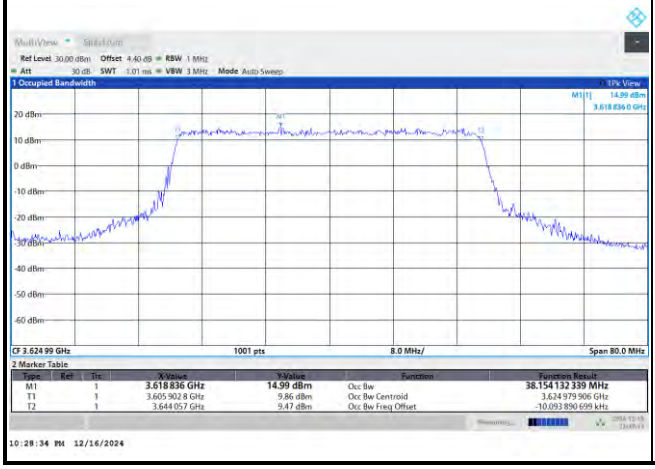

256QAM

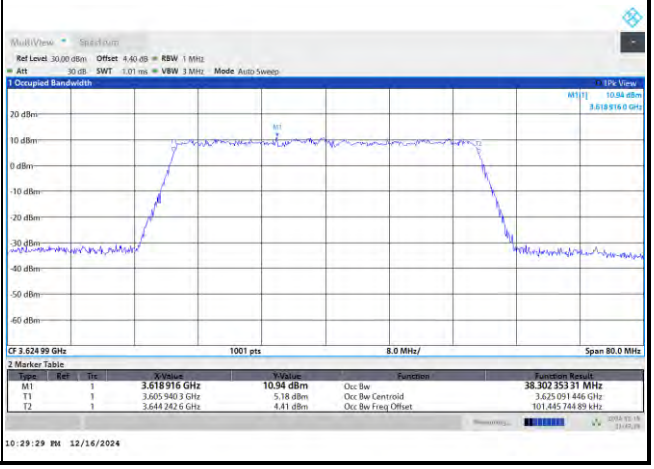

Unwanted Emission (MASK)

FR1 n48 / 10MHz / DFT-S OFDM / PI/2 BPSK

Lowest Channel

1RB0

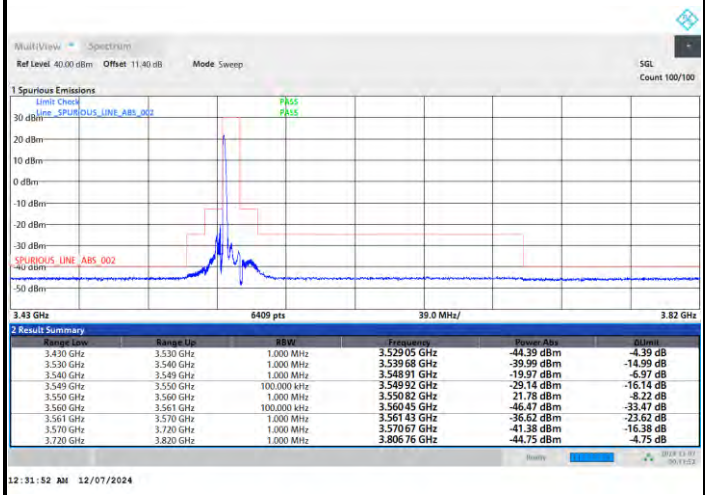

2 Result Summary

Range Low	Range Up	RBW	Frequency	Power Abs	ΔLimit
3.430 GHz	3.530 GHz	1.000 MHz	3.529 05 GHz	-44.39 dBm	-4.39 dB
3.530 GHz	3.540 GHz	1.000 MHz	3.539 68 GHz	-39.99 dBm	-14.99 dB
3.540 GHz	3.549 GHz	1.000 MHz	3.548 91 GHz	-19.97 dBm	-6.97 dB
3.549 GHz	3.550 GHz	100.000 kHz	3.549 92 GHz	-29.14 dBm	-16.14 dB
3.550 GHz	3.560 GHz	1.000 MHz	3.550 82 GHz	21.78 dBm	-8.22 dB
3.560 GHz	3.561 GHz	100.000 kHz	3.560 45 GHz	-46.47 dBm	-33.47 dB
3.561 GHz	3.570 GHz	1.000 MHz	3.561 43 GHz	-36.62 dBm	-23.62 dB
3.570 GHz	3.720 GHz	1.000 MHz	3.570 67 GHz	-41.38 dBm	-16.38 dB
3.720 GHz	3.820 GHz	1.000 MHz	3.806 76 GHz	-44.75 dBm	-4.75 dB

1RBmax

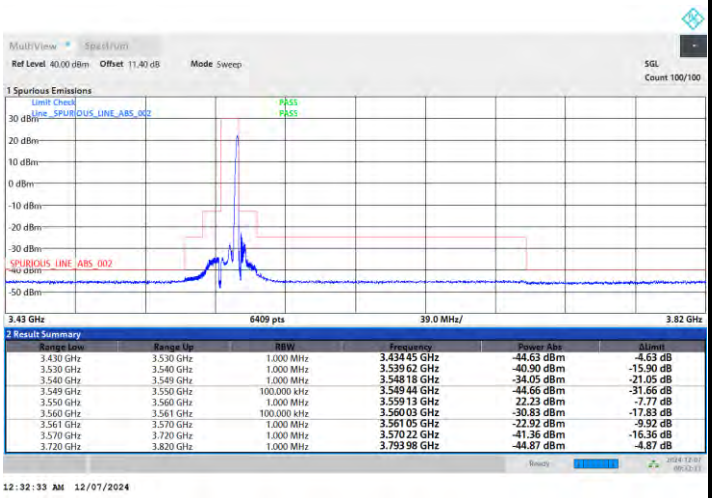

2 Result Summary

Range Low	Range Up	RBW	Frequency	Power Abs	ΔLimit
3.430 GHz	3.530 GHz	1.000 MHz	3.434 45 GHz	-44.63 dBm	-4.63 dB
3.530 GHz	3.540 GHz	1.000 MHz	3.539 62 GHz	-40.90 dBm	-15.90 dB
3.540 GHz	3.549 GHz	1.000 MHz	3.548 18 GHz	-34.05 dBm	-21.05 dB
3.549 GHz	3.550 GHz	100.000 kHz	3.549 44 GHz	-44.66 dBm	-31.66 dB
3.550 GHz	3.560 GHz	1.000 MHz	3.559 13 GHz	22.23 dBm	-7.77 dB
3.560 GHz	3.561 GHz	100.000 kHz	3.560 03 GHz	-30.83 dBm	-17.83 dB
3.561 GHz	3.570 GHz	1.000 MHz	3.561 05 GHz	-22.92 dBm	-9.92 dB
3.570 GHz	3.720 GHz	1.000 MHz	3.570 22 GHz	-41.36 dBm	-16.36 dB
3.720 GHz	3.820 GHz	1.000 MHz	3.793 98 GHz	-44.87 dBm	-4.87 dB

Full RB

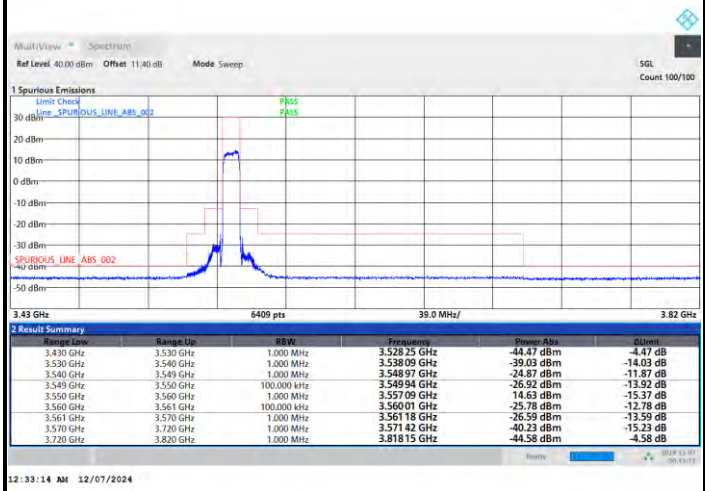

2 Result Summary

Range Low	Range Up	RBW	Frequency	Power Abs	ΔLimit
3.430 GHz	3.530 GHz	1.000 MHz	3.528 25 GHz	-44.47 dBm	-4.47 dB
3.530 GHz	3.540 GHz	1.000 MHz	3.538 09 GHz	-39.03 dBm	-14.03 dB
3.540 GHz	3.549 GHz	1.000 MHz	3.548 97 GHz	-24.87 dBm	-11.87 dB
3.549 GHz	3.550 GHz	100.000 kHz	3.549 94 GHz	-26.92 dBm	-13.92 dB
3.550 GHz	3.560 GHz	1.000 MHz	3.557 09 GHz	14.63 dBm	-15.37 dB
3.560 GHz	3.561 GHz	100.000 kHz	3.560 01 GHz	-25.78 dBm	-12.78 dB
3.561 GHz	3.570 GHz	1.000 MHz	3.561 18 GHz	-26.59 dBm	-13.59 dB
3.570 GHz	3.720 GHz	1.000 MHz	3.571 42 GHz	-40.23 dBm	-15.23 dB
3.720 GHz	3.820 GHz	1.000 MHz	3.818 15 GHz	-44.58 dBm	-4.58 dB

FR1 n48 / 10MHz / DFT-S OFDM / PI/2 BPSK

Middle Channel

1RB0

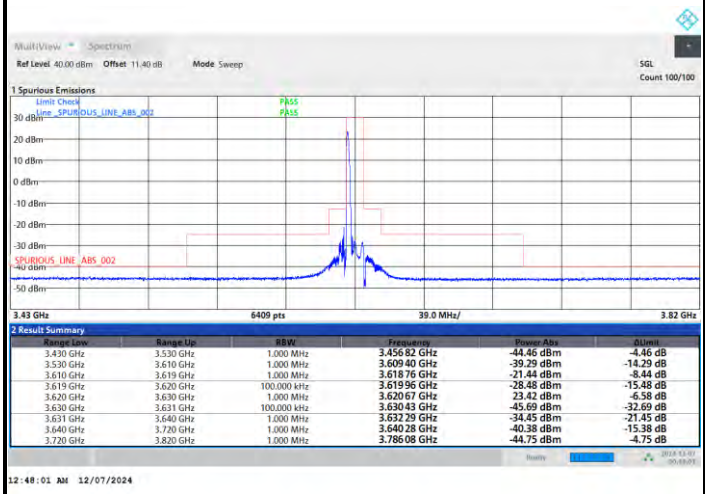

2 Result Summary

Range Low	Range Up	RBW	Frequency	Power Abs	ΔLimit
3.430 GHz	3.530 GHz	1.000 MHz	3.456 82 GHz	-44.46 dBm	-4.46 dB
3.530 GHz	3.610 GHz	1.000 MHz	3.609 40 GHz	-39.29 dBm	-14.29 dB
3.610 GHz	3.619 GHz	1.000 MHz	3.618 76 GHz	-21.44 dBm	-8.44 dB
3.619 GHz	3.620 GHz	100.000 kHz	3.619 96 GHz	-28.48 dBm	-15.48 dB
3.620 GHz	3.630 GHz	1.000 MHz	3.620 67 GHz	23.42 dBm	-6.58 dB
3.630 GHz	3.631 GHz	100.000 kHz	3.630 43 GHz	-45.69 dBm	-32.69 dB
3.631 GHz	3.640 GHz	1.000 MHz	3.632 29 GHz	-34.45 dBm	-21.45 dB
3.640 GHz	3.720 GHz	1.000 MHz	3.640 28 GHz	-40.38 dBm	-15.38 dB
3.720 GHz	3.820 GHz	1.000 MHz	3.786 08 GHz	-44.75 dBm	-4.75 dB

1RBmax

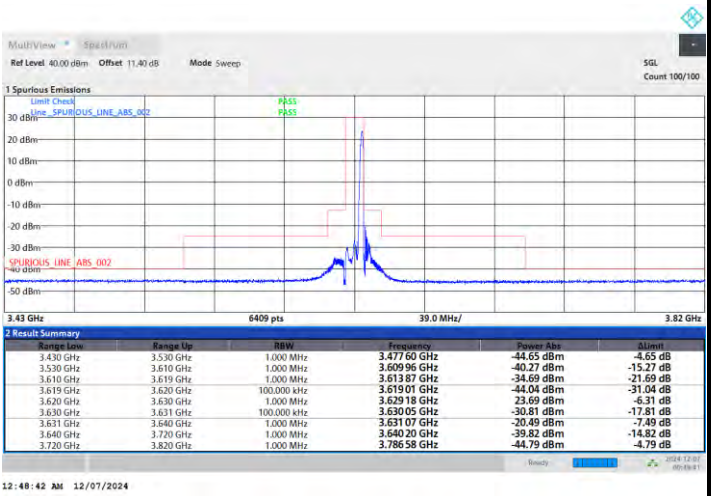

2 Result Summary

Range Low	Range Up	RBW	Frequency	Power Abs	ΔLimit
3.430 GHz	3.530 GHz	1.000 MHz	3.477 60 GHz	-44.65 dBm	-4.65 dB
3.530 GHz	3.610 GHz	1.000 MHz	3.609 96 GHz	-40.27 dBm	-15.27 dB
3.610 GHz	3.619 GHz	1.000 MHz	3.613 87 GHz	-34.69 dBm	-21.69 dB
3.619 GHz	3.620 GHz	100.000 kHz	3.619 01 GHz	-44.04 dBm	-31.04 dB
3.620 GHz	3.630 GHz	1.000 MHz	3.629 18 GHz	23.69 dBm	-6.31 dB
3.630 GHz	3.631 GHz	100.000 kHz	3.630 05 GHz	-30.81 dBm	-17.81 dB
3.631 GHz	3.640 GHz	1.000 MHz	3.631 07 GHz	-20.49 dBm	-7.49 dB
3.640 GHz	3.720 GHz	1.000 MHz	3.640 20 GHz	-39.82 dBm	-14.82 dB
3.720 GHz	3.820 GHz	1.000 MHz	3.786 58 GHz	-44.79 dBm	-4.79 dB

Full RB

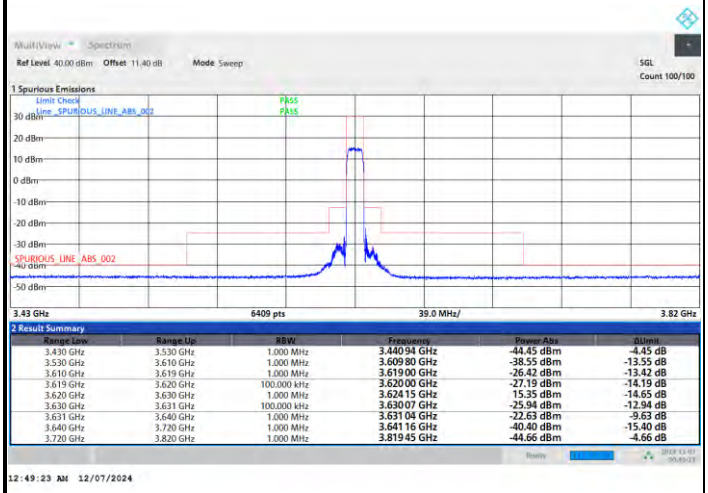

2 Result Summary

Range Low	Range Up	RBW	Frequency	Power Abs	ΔLimit
3.430 GHz	3.530 GHz	1.000 MHz	3.440 94 GHz	-44.45 dBm	-4.45 dB
3.530 GHz	3.610 GHz	1.000 MHz	3.609 80 GHz	-38.55 dBm	-13.55 dB
3.610 GHz	3.619 GHz	1.000 MHz	3.619 00 GHz	-26.42 dBm	-13.42 dB
3.619 GHz	3.620 GHz	100.000 kHz	3.620 00 GHz	-27.19 dBm	-14.19 dB
3.620 GHz	3.630 GHz	1.000 MHz	3.624 15 GHz	15.35 dBm	-14.65 dB
3.630 GHz	3.631 GHz	100.000 kHz	3.630 07 GHz	-25.94 dBm	-12.94 dB
3.631 GHz	3.640 GHz	1.000 MHz	3.631 04 GHz	-22.63 dBm	-9.63 dB
3.640 GHz	3.720 GHz	1.000 MHz	3.641 16 GHz	-40.40 dBm	-15.40 dB
3.720 GHz	3.820 GHz	1.000 MHz	3.819 45 GHz	-44.66 dBm	-4.66 dB

FR1 n48 / 10MHz / DFT-S OFDM / PI/2 BPSK

Highest Channel

1RB0

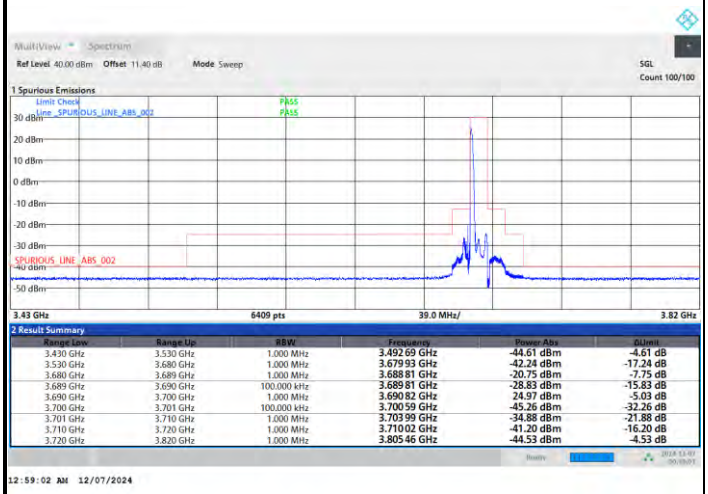

Range Low	Range Up	RBW	Frequency	Power Abs	ΔLimit
3.430 GHz	3.530 GHz	1.000 MHz	3.492 69 GHz	-44.61 dBm	-4.61 dB
3.530 GHz	3.680 GHz	1.000 MHz	3.679 93 GHz	-42.24 dBm	-17.24 dB
3.680 GHz	3.689 GHz	1.000 MHz	3.688 81 GHz	-20.75 dBm	-7.75 dB
3.689 GHz	3.690 GHz	100.000 kHz	3.689 81 GHz	-28.83 dBm	-15.83 dB
3.690 GHz	3.700 GHz	1.000 MHz	3.690 82 GHz	24.97 dBm	-5.03 dB
3.700 GHz	3.701 GHz	100.000 kHz	3.700 59 GHz	-45.26 dBm	-32.26 dB
3.701 GHz	3.710 GHz	1.000 MHz	3.703 99 GHz	-34.88 dBm	-21.88 dB
3.710 GHz	3.720 GHz	1.000 MHz	3.710 02 GHz	-41.20 dBm	-16.20 dB
3.720 GHz	3.820 GHz	1.000 MHz	3.805 46 GHz	-44.53 dBm	-4.53 dB

1RBmax

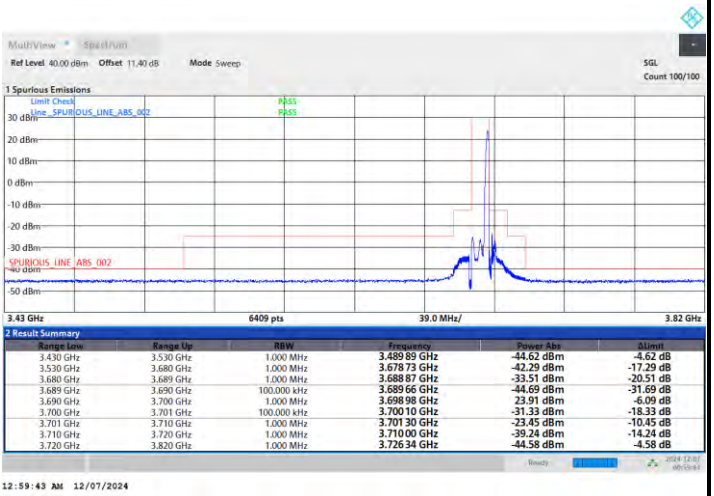

Range Low	Range Up	RBW	Frequency	Power Abs	ΔLimit
3.430 GHz	3.530 GHz	1.000 MHz	3.489 89 GHz	-44.62 dBm	-4.62 dB
3.530 GHz	3.680 GHz	1.000 MHz	3.678 73 GHz	-42.29 dBm	-17.29 dB
3.680 GHz	3.689 GHz	1.000 MHz	3.688 87 GHz	-33.51 dBm	-20.51 dB
3.689 GHz	3.690 GHz	100.000 kHz	3.689 66 GHz	-44.69 dBm	-31.69 dB
3.690 GHz	3.700 GHz	1.000 MHz	3.698 98 GHz	23.91 dBm	-6.09 dB
3.700 GHz	3.701 GHz	100.000 kHz	3.700 10 GHz	-31.33 dBm	-18.33 dB
3.701 GHz	3.710 GHz	1.000 MHz	3.701 30 GHz	-23.45 dBm	-10.45 dB
3.710 GHz	3.720 GHz	1.000 MHz	3.710 00 GHz	-39.24 dBm	-14.24 dB
3.720 GHz	3.820 GHz	1.000 MHz	3.726 34 GHz	-44.58 dBm	-4.58 dB

Full RB

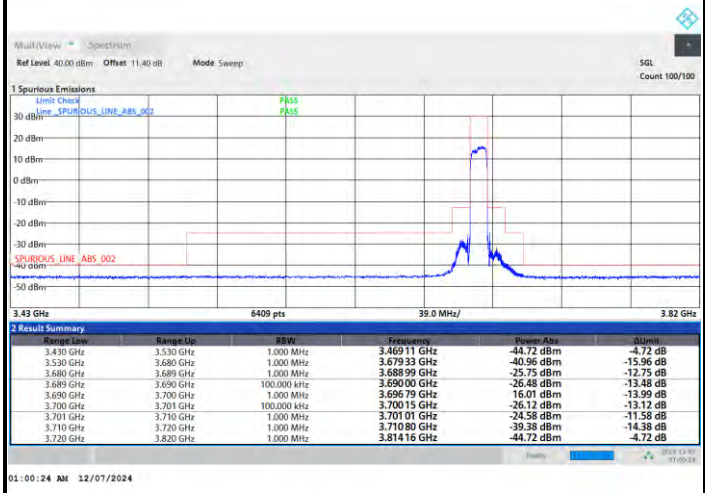

Range Low	Range Up	RBW	Frequency	Power Abs	ΔLimit
3.430 GHz	3.530 GHz	1.000 MHz	3.469 11 GHz	-44.72 dBm	-4.72 dB
3.530 GHz	3.680 GHz	1.000 MHz	3.679 33 GHz	-40.96 dBm	-15.96 dB
3.680 GHz	3.689 GHz	1.000 MHz	3.688 99 GHz	-25.75 dBm	-12.75 dB
3.689 GHz	3.690 GHz	100.000 kHz	3.690 00 GHz	-26.48 dBm	-13.48 dB
3.690 GHz	3.700 GHz	1.000 MHz	3.696 79 GHz	16.01 dBm	-13.99 dB
3.700 GHz	3.701 GHz	100.000 kHz	3.700 15 GHz	-26.12 dBm	-13.12 dB
3.701 GHz	3.710 GHz	1.000 MHz	3.701 01 GHz	-24.58 dBm	-11.58 dB
3.710 GHz	3.720 GHz	1.000 MHz	3.710 80 GHz	-39.38 dBm	-14.38 dB
3.720 GHz	3.820 GHz	1.000 MHz	3.814 16 GHz	-44.72 dBm	-4.72 dB

FR1 n48 / 10MHz / DFT-S OFDM / QPSK

Lowest Channel

1RB0

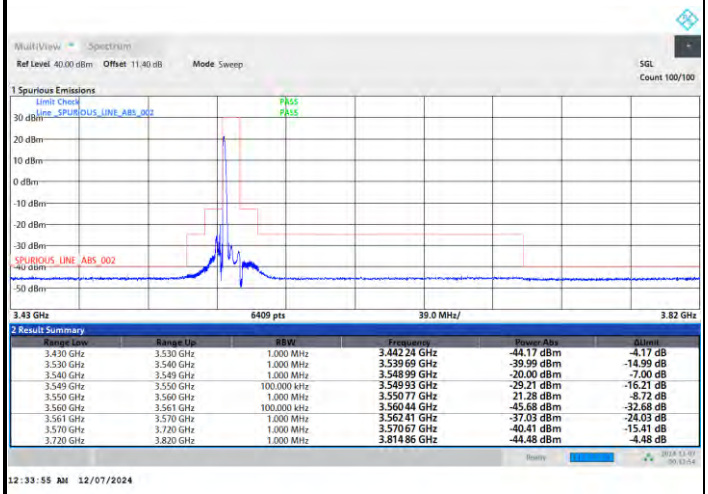

Range Low	Range Up	RBW	Frequency	Power Abs	ΔLimit
3.430 GHz	3.530 GHz	1.000 MHz	3.442 24 GHz	-44.17 dBm	-4.17 dB
3.530 GHz	3.540 GHz	1.000 MHz	3.539 69 GHz	-39.99 dBm	-14.99 dB
3.540 GHz	3.549 GHz	1.000 MHz	3.548 99 GHz	-20.00 dBm	-7.00 dB
3.549 GHz	3.550 GHz	100.000 kHz	3.549 93 GHz	-29.21 dBm	-16.21 dB
3.550 GHz	3.560 GHz	1.000 MHz	3.550 77 GHz	21.28 dBm	-8.72 dB
3.560 GHz	3.561 GHz	100.000 kHz	3.560 44 GHz	-45.68 dBm	-32.68 dB
3.561 GHz	3.570 GHz	1.000 MHz	3.562 41 GHz	-37.03 dBm	-24.03 dB
3.570 GHz	3.720 GHz	1.000 MHz	3.570 67 GHz	-40.41 dBm	-15.41 dB
3.720 GHz	3.820 GHz	1.000 MHz	3.814 86 GHz	-44.48 dBm	-4.48 dB

1RBmax

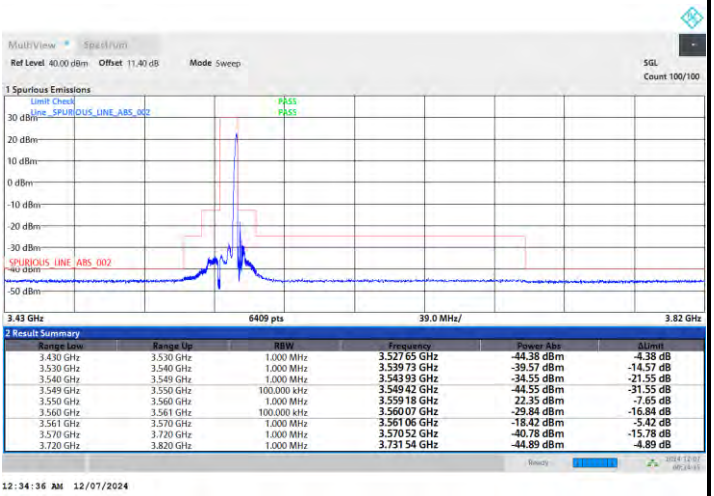

Range Low	Range Up	RBW	Frequency	Power Abs	ΔLimit
3.430 GHz	3.530 GHz	1.000 MHz	3.527 65 GHz	-44.38 dBm	-4.38 dB
3.530 GHz	3.540 GHz	1.000 MHz	3.539 73 GHz	-39.57 dBm	-14.57 dB
3.540 GHz	3.549 GHz	1.000 MHz	3.543 93 GHz	-34.55 dBm	-21.55 dB
3.549 GHz	3.550 GHz	100.000 kHz	3.549 42 GHz	-44.55 dBm	-31.55 dB
3.550 GHz	3.560 GHz	1.000 MHz	3.559 18 GHz	22.35 dBm	-7.65 dB
3.560 GHz	3.561 GHz	100.000 kHz	3.560 07 GHz	-29.84 dBm	-16.84 dB
3.561 GHz	3.570 GHz	1.000 MHz	3.561 06 GHz	-18.42 dBm	-5.42 dB
3.570 GHz	3.720 GHz	1.000 MHz	3.570 52 GHz	-40.78 dBm	-15.78 dB
3.720 GHz	3.820 GHz	1.000 MHz	3.731 54 GHz	-44.89 dBm	-4.89 dB

Full RB

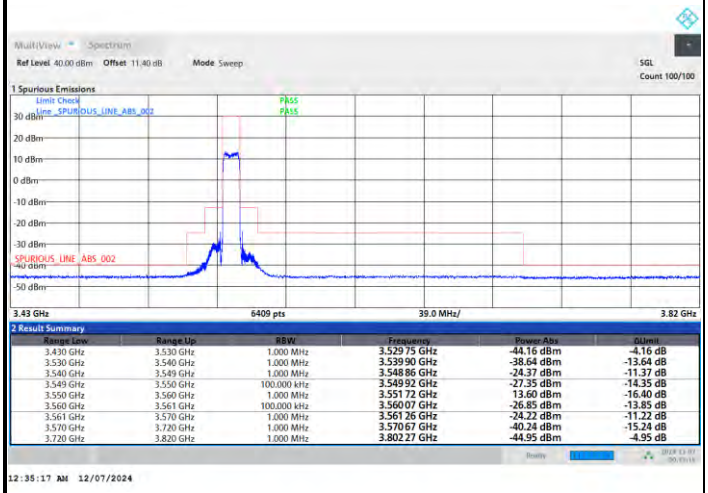

Range Low	Range Up	RBW	Frequency	Power Abs	ΔLimit
3.430 GHz	3.530 GHz	1.000 MHz	3.529 75 GHz	-44.16 dBm	-4.16 dB
3.530 GHz	3.540 GHz	1.000 MHz	3.539 90 GHz	-38.64 dBm	-13.64 dB
3.540 GHz	3.549 GHz	1.000 MHz	3.548 86 GHz	-24.37 dBm	-11.37 dB
3.549 GHz	3.550 GHz	100.000 kHz	3.549 92 GHz	-27.35 dBm	-14.35 dB
3.550 GHz	3.560 GHz	1.000 MHz	3.551 72 GHz	13.60 dBm	-16.40 dB
3.560 GHz	3.561 GHz	100.000 kHz	3.560 07 GHz	-26.85 dBm	-13.85 dB
3.561 GHz	3.570 GHz	1.000 MHz	3.561 26 GHz	-24.22 dBm	-11.22 dB
3.570 GHz	3.720 GHz	1.000 MHz	3.570 67 GHz	-40.24 dBm	-15.24 dB
3.720 GHz	3.820 GHz	1.000 MHz	3.802 27 GHz	-44.95 dBm	-4.95 dB

FR1 n48 / 10MHz / DFT-S OFDM / QPSK

Middle Channel

1RB0

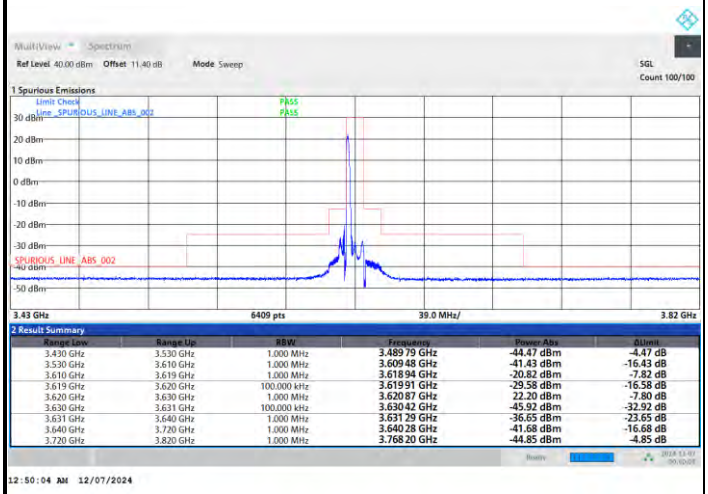

Range Low	Range Up	RBW	Frequency	Power Abs	ΔLimit
3.430 GHz	3.530 GHz	1.000 MHz	3.489 79 GHz	-44.47 dBm	-4.47 dB
3.530 GHz	3.610 GHz	1.000 MHz	3.609 48 GHz	-41.43 dBm	-16.43 dB
3.610 GHz	3.619 GHz	1.000 MHz	3.618 94 GHz	-20.82 dBm	-7.82 dB
3.619 GHz	3.620 GHz	100.000 kHz	3.619 91 GHz	-29.58 dBm	-16.58 dB
3.620 GHz	3.630 GHz	1.000 MHz	3.620 87 GHz	22.20 dBm	-7.80 dB
3.630 GHz	3.631 GHz	100.000 kHz	3.630 42 GHz	-45.92 dBm	-32.92 dB
3.631 GHz	3.640 GHz	1.000 MHz	3.631 29 GHz	-36.65 dBm	-23.65 dB
3.640 GHz	3.720 GHz	1.000 MHz	3.640 28 GHz	-41.68 dBm	-16.68 dB
3.720 GHz	3.820 GHz	1.000 MHz	3.768 20 GHz	-44.85 dBm	-4.85 dB

1RBmax

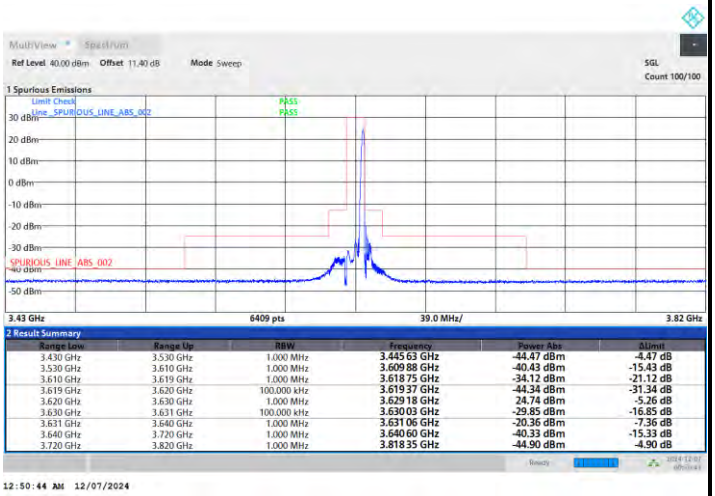

Range Low	Range Up	RBW	Frequency	Power Abs	ΔLimit
3.430 GHz	3.530 GHz	1.000 MHz	3.445 63 GHz	-44.47 dBm	-4.47 dB
3.530 GHz	3.610 GHz	1.000 MHz	3.609 88 GHz	-40.43 dBm	-15.43 dB
3.610 GHz	3.619 GHz	1.000 MHz	3.618 75 GHz	-34.12 dBm	-21.12 dB
3.619 GHz	3.620 GHz	100.000 kHz	3.619 37 GHz	-44.34 dBm	-31.34 dB
3.620 GHz	3.630 GHz	1.000 MHz	3.629 18 GHz	24.74 dBm	-5.26 dB
3.630 GHz	3.631 GHz	100.000 kHz	3.630 03 GHz	-29.85 dBm	-16.85 dB
3.631 GHz	3.640 GHz	1.000 MHz	3.631 06 GHz	-20.36 dBm	-7.36 dB
3.640 GHz	3.720 GHz	1.000 MHz	3.640 60 GHz	-40.33 dBm	-15.33 dB
3.720 GHz	3.820 GHz	1.000 MHz	3.818 35 GHz	-44.90 dBm	-4.90 dB

Full RB

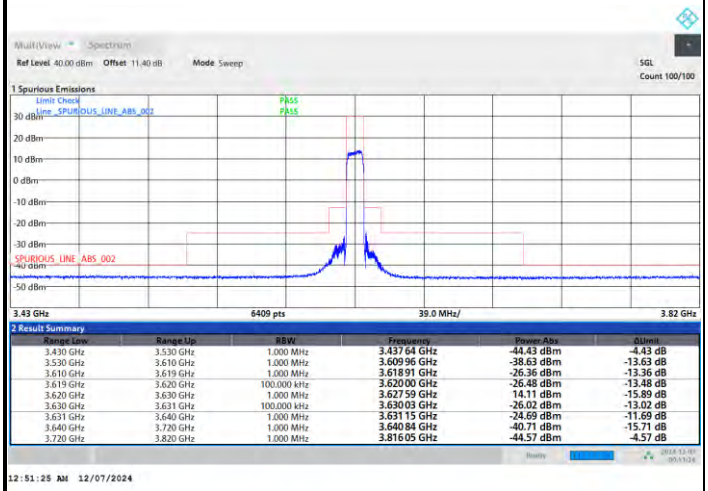

Range Low	Range Up	RBW	Frequency	Power Abs	ΔLimit
3.430 GHz	3.530 GHz	1.000 MHz	3.437 64 GHz	-44.43 dBm	-4.43 dB
3.530 GHz	3.610 GHz	1.000 MHz	3.609 96 GHz	-38.63 dBm	-13.63 dB
3.610 GHz	3.619 GHz	1.000 MHz	3.618 91 GHz	-26.36 dBm	-13.36 dB
3.619 GHz	3.620 GHz	100.000 kHz	3.620 00 GHz	-26.48 dBm	-13.48 dB
3.620 GHz	3.630 GHz	1.000 MHz	3.627 59 GHz	14.11 dBm	-15.89 dB
3.630 GHz	3.631 GHz	100.000 kHz	3.630 03 GHz	-26.02 dBm	-13.02 dB
3.631 GHz	3.640 GHz	1.000 MHz	3.631 15 GHz	-24.69 dBm	-11.69 dB
3.640 GHz	3.720 GHz	1.000 MHz	3.640 84 GHz	-40.71 dBm	-15.71 dB
3.720 GHz	3.820 GHz	1.000 MHz	3.816 05 GHz	-44.57 dBm	-4.57 dB

FR1 n48 / 10MHz / DFT-S OFDM / QPSK

Highest Channel

1RB0

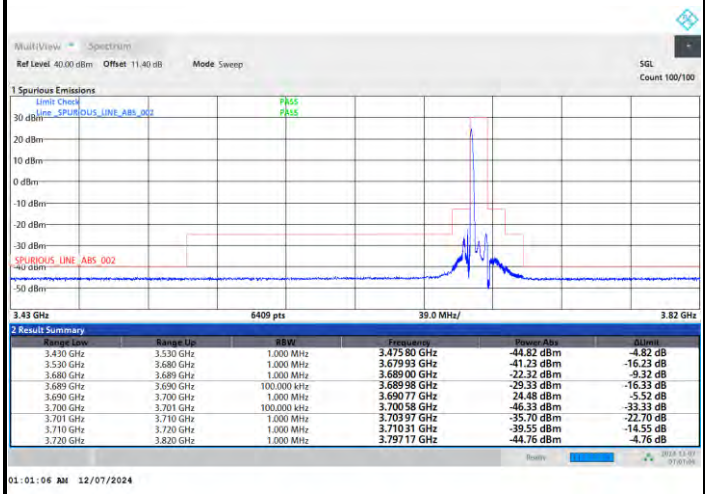

Range Low	Range Up	RBW	Frequency	Power Abs	ΔLimit
3.430 GHz	3.530 GHz	1.000 MHz	3.475 80 GHz	-44.82 dBm	-4.82 dB
3.530 GHz	3.680 GHz	1.000 MHz	3.679 93 GHz	-41.23 dBm	-16.23 dB
3.680 GHz	3.689 GHz	1.000 MHz	3.689 00 GHz	-22.32 dBm	-9.32 dB
3.689 GHz	3.690 GHz	100.000 kHz	3.689 98 GHz	-29.33 dBm	-16.33 dB
3.690 GHz	3.700 GHz	1.000 MHz	3.690 77 GHz	24.48 dBm	-5.52 dB
3.700 GHz	3.701 GHz	100.000 kHz	3.700 58 GHz	-46.33 dBm	-33.33 dB
3.701 GHz	3.710 GHz	1.000 MHz	3.703 97 GHz	-35.70 dBm	-22.70 dB
3.710 GHz	3.720 GHz	1.000 MHz	3.710 31 GHz	-39.55 dBm	-14.55 dB
3.720 GHz	3.820 GHz	1.000 MHz	3.797 17 GHz	-44.76 dBm	-4.76 dB

01:01:06 AM 12/07/2024

1RBmax

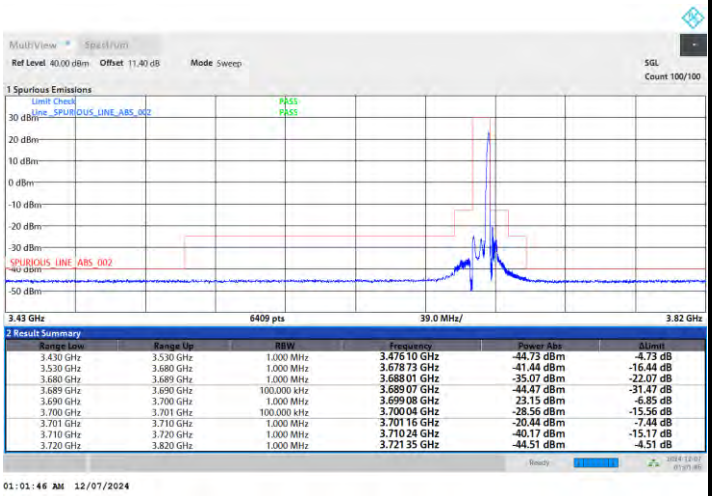

Range Low	Range Up	RBW	Frequency	Power Abs	ΔLimit
3.430 GHz	3.530 GHz	1.000 MHz	3.476 10 GHz	-44.73 dBm	-4.73 dB
3.530 GHz	3.680 GHz	1.000 MHz	3.678 73 GHz	-41.44 dBm	-16.44 dB
3.680 GHz	3.689 GHz	1.000 MHz	3.688 01 GHz	-35.07 dBm	-22.07 dB
3.689 GHz	3.690 GHz	100.000 kHz	3.689 07 GHz	-44.47 dBm	-31.47 dB
3.690 GHz	3.700 GHz	1.000 MHz	3.699 08 GHz	23.15 dBm	-6.85 dB
3.700 GHz	3.701 GHz	100.000 kHz	3.700 04 GHz	-28.56 dBm	-15.56 dB
3.701 GHz	3.710 GHz	1.000 MHz	3.701 16 GHz	-20.44 dBm	-7.44 dB
3.710 GHz	3.720 GHz	1.000 MHz	3.710 26 GHz	-40.17 dBm	-15.17 dB
3.720 GHz	3.820 GHz	1.000 MHz	3.721 35 GHz	-44.51 dBm	-4.51 dB

01:01:46 AM 12/07/2024

Full RB

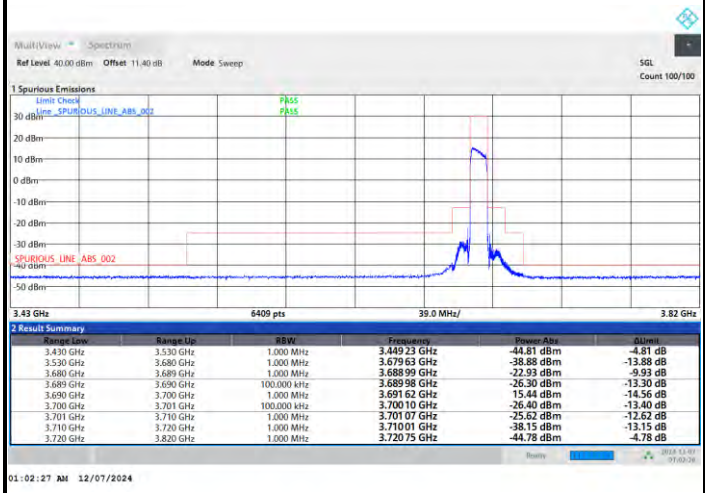

Range Low	Range Up	RBW	Frequency	Power Abs	ΔLimit
3.430 GHz	3.530 GHz	1.000 MHz	3.449 23 GHz	-44.81 dBm	-4.81 dB
3.530 GHz	3.680 GHz	1.000 MHz	3.679 63 GHz	-38.88 dBm	-13.88 dB
3.680 GHz	3.689 GHz	1.000 MHz	3.688 99 GHz	-22.93 dBm	-9.93 dB
3.689 GHz	3.690 GHz	100.000 kHz	3.689 98 GHz	-26.30 dBm	-13.30 dB
3.690 GHz	3.700 GHz	1.000 MHz	3.691 62 GHz	15.44 dBm	-14.56 dB
3.700 GHz	3.701 GHz	100.000 kHz	3.700 10 GHz	-26.40 dBm	-13.40 dB
3.701 GHz	3.710 GHz	1.000 MHz	3.701 07 GHz	-25.62 dBm	-12.62 dB
3.710 GHz	3.720 GHz	1.000 MHz	3.710 01 GHz	-38.15 dBm	-13.15 dB
3.720 GHz	3.820 GHz	1.000 MHz	3.720 75 GHz	-44.78 dBm	-4.78 dB

01:02:27 AM 12/07/2024

FR1 n48 / 10MHz / DFT-S OFDM / 16QAM

Lowest Channel

1RB0

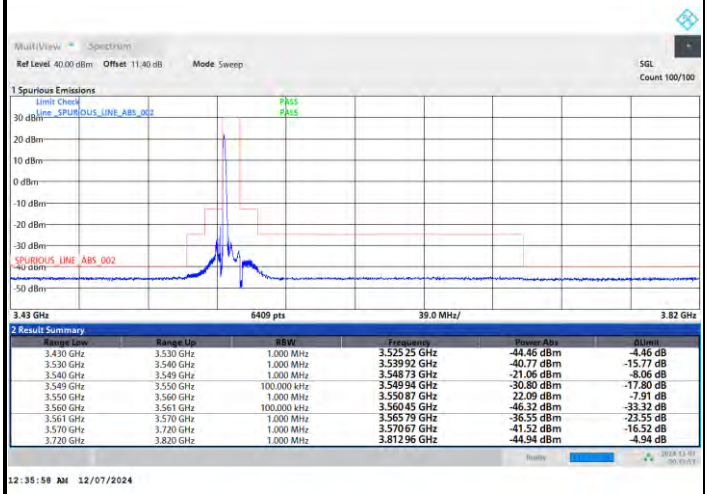

Range Low	Range Up	RBW	Frequency	Power Abs	ΔLimit
3.430 GHz	3.530 GHz	1.000 MHz	3.525 25 GHz	-44.46 dBm	-4.46 dB
3.530 GHz	3.540 GHz	1.000 MHz	3.539 92 GHz	-40.77 dBm	-15.77 dB
3.540 GHz	3.549 GHz	1.000 MHz	3.548 73 GHz	-21.06 dBm	-8.06 dB
3.549 GHz	3.550 GHz	100.000 kHz	3.549 94 GHz	-30.80 dBm	-17.80 dB
3.550 GHz	3.560 GHz	1.000 MHz	3.550 87 GHz	22.09 dBm	-7.91 dB
3.560 GHz	3.561 GHz	100.000 kHz	3.560 45 GHz	-46.32 dBm	-33.32 dB
3.561 GHz	3.570 GHz	1.000 MHz	3.565 79 GHz	-36.55 dBm	-23.55 dB
3.570 GHz	3.720 GHz	1.000 MHz	3.570 67 GHz	-41.52 dBm	-16.52 dB
3.720 GHz	3.820 GHz	1.000 MHz	3.812 96 GHz	-44.94 dBm	-4.94 dB

1RBmax

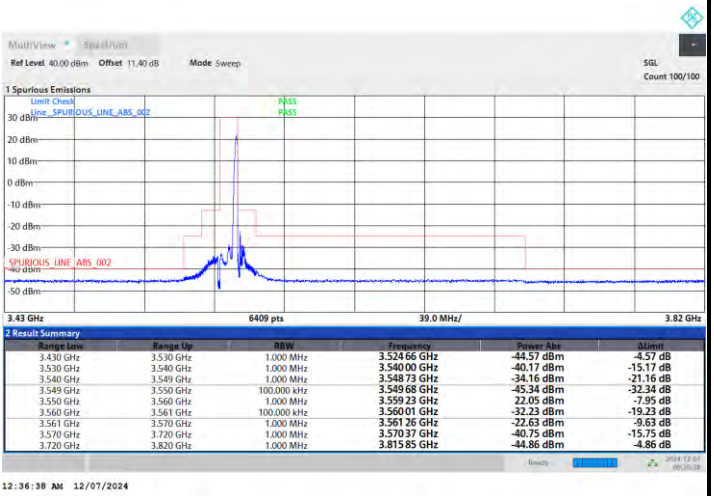

Range Low	Range Up	RBW	Frequency	Power Abs	ΔLimit
3.430 GHz	3.530 GHz	1.000 MHz	3.524 66 GHz	-44.57 dBm	-4.57 dB
3.530 GHz	3.540 GHz	1.000 MHz	3.540 00 GHz	-40.17 dBm	-15.17 dB
3.540 GHz	3.549 GHz	1.000 MHz	3.548 73 GHz	-34.16 dBm	-21.16 dB
3.549 GHz	3.550 GHz	100.000 kHz	3.549 68 GHz	-45.34 dBm	-32.34 dB
3.550 GHz	3.560 GHz	1.000 MHz	3.559 23 GHz	22.05 dBm	-7.95 dB
3.560 GHz	3.561 GHz	100.000 kHz	3.560 01 GHz	-32.23 dBm	-19.23 dB
3.561 GHz	3.570 GHz	1.000 MHz	3.561 26 GHz	-22.63 dBm	-9.63 dB
3.570 GHz	3.720 GHz	1.000 MHz	3.570 37 GHz	-40.75 dBm	-15.75 dB
3.720 GHz	3.820 GHz	1.000 MHz	3.815 85 GHz	-44.86 dBm	-4.86 dB

Full RB

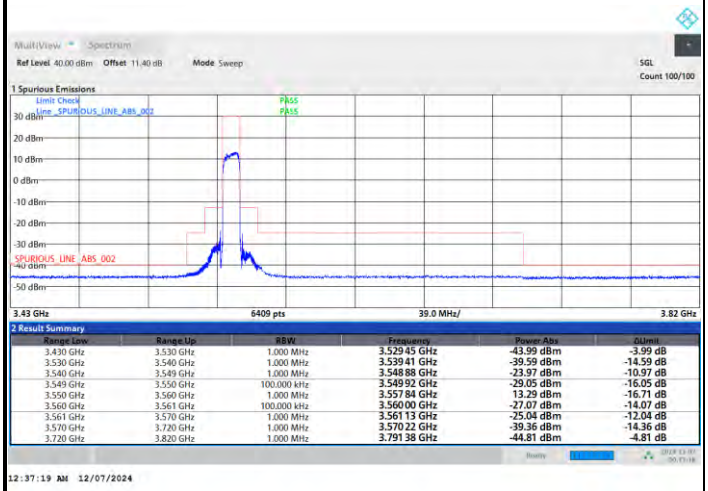

Range Low	Range Up	RBW	Frequency	Power Abs	ΔLimit
3.430 GHz	3.530 GHz	1.000 MHz	3.529 45 GHz	-43.99 dBm	-3.99 dB
3.530 GHz	3.540 GHz	1.000 MHz	3.539 41 GHz	-39.59 dBm	-14.59 dB
3.540 GHz	3.549 GHz	1.000 MHz	3.548 88 GHz	-23.97 dBm	-10.97 dB
3.549 GHz	3.550 GHz	100.000 kHz	3.549 92 GHz	-29.05 dBm	-16.05 dB
3.550 GHz	3.560 GHz	1.000 MHz	3.557 84 GHz	13.29 dBm	-16.71 dB
3.560 GHz	3.561 GHz	100.000 kHz	3.560 00 GHz	-27.07 dBm	-14.07 dB
3.561 GHz	3.570 GHz	1.000 MHz	3.561 13 GHz	-25.04 dBm	-12.04 dB
3.570 GHz	3.720 GHz	1.000 MHz	3.570 22 GHz	-39.36 dBm	-14.36 dB
3.720 GHz	3.820 GHz	1.000 MHz	3.791 38 GHz	-44.81 dBm	-4.81 dB

FR1 n48 / 10MHz / DFT-S OFDM / 16QAM

Middle Channel

1RB0

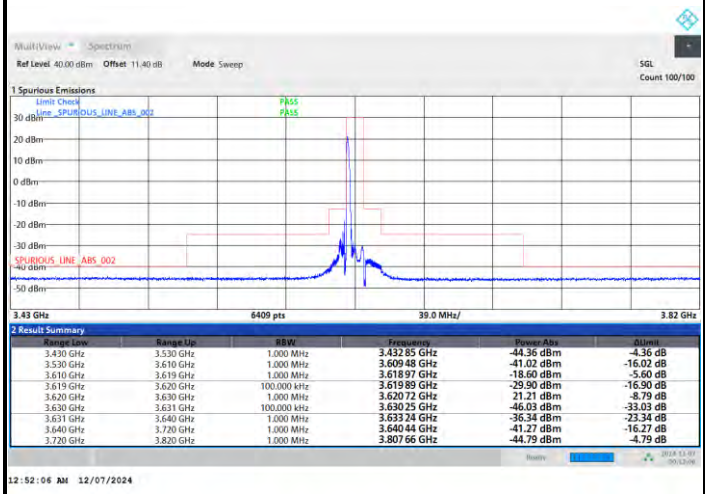

Range Low	Range Up	RBW	Frequency	Power Abs	ΔLimit
3.430 GHz	3.530 GHz	1.000 MHz	3.432 85 GHz	-44.36 dBm	-4.36 dB
3.530 GHz	3.610 GHz	1.000 MHz	3.609 48 GHz	-41.02 dBm	-16.02 dB
3.610 GHz	3.619 GHz	1.000 MHz	3.618 97 GHz	-18.60 dBm	-5.60 dB
3.619 GHz	3.620 GHz	100.000 kHz	3.619 89 GHz	-29.90 dBm	-16.90 dB
3.620 GHz	3.630 GHz	1.000 MHz	3.620 72 GHz	21.21 dBm	-8.79 dB
3.630 GHz	3.631 GHz	100.000 kHz	3.630 25 GHz	-46.03 dBm	-33.03 dB
3.631 GHz	3.640 GHz	1.000 MHz	3.633 24 GHz	-36.34 dBm	-23.34 dB
3.640 GHz	3.720 GHz	1.000 MHz	3.640 44 GHz	-41.27 dBm	-16.27 dB
3.720 GHz	3.820 GHz	1.000 MHz	3.807 66 GHz	-44.79 dBm	-4.79 dB

1RBmax

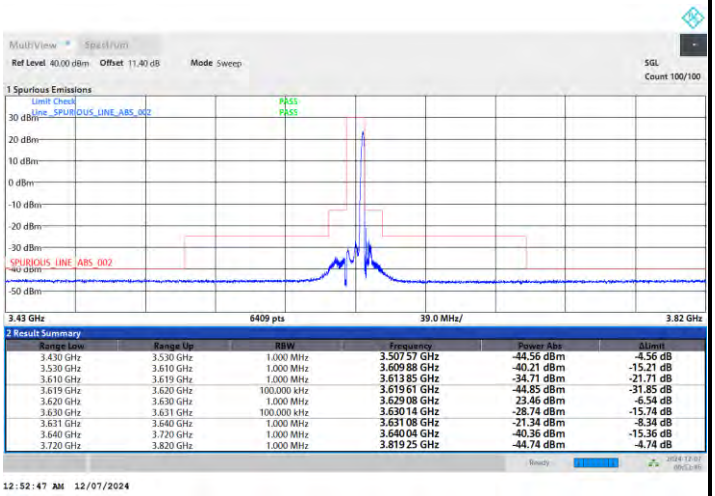

Range Low	Range Up	RBW	Frequency	Power Abs	ΔLimit
3.430 GHz	3.530 GHz	1.000 MHz	3.507 57 GHz	-44.56 dBm	-4.56 dB
3.530 GHz	3.610 GHz	1.000 MHz	3.609 88 GHz	-40.21 dBm	-15.21 dB
3.610 GHz	3.619 GHz	1.000 MHz	3.613 85 GHz	-34.71 dBm	-21.71 dB
3.619 GHz	3.620 GHz	100.000 kHz	3.619 61 GHz	-44.85 dBm	-31.85 dB
3.620 GHz	3.630 GHz	1.000 MHz	3.629 08 GHz	23.46 dBm	-6.54 dB
3.630 GHz	3.631 GHz	100.000 kHz	3.630 14 GHz	-28.74 dBm	-15.74 dB
3.631 GHz	3.640 GHz	1.000 MHz	3.631 08 GHz	-21.34 dBm	-8.34 dB
3.640 GHz	3.720 GHz	1.000 MHz	3.640 08 GHz	-40.36 dBm	-15.36 dB
3.720 GHz	3.820 GHz	1.000 MHz	3.819 25 GHz	-44.74 dBm	-4.74 dB

Full RB

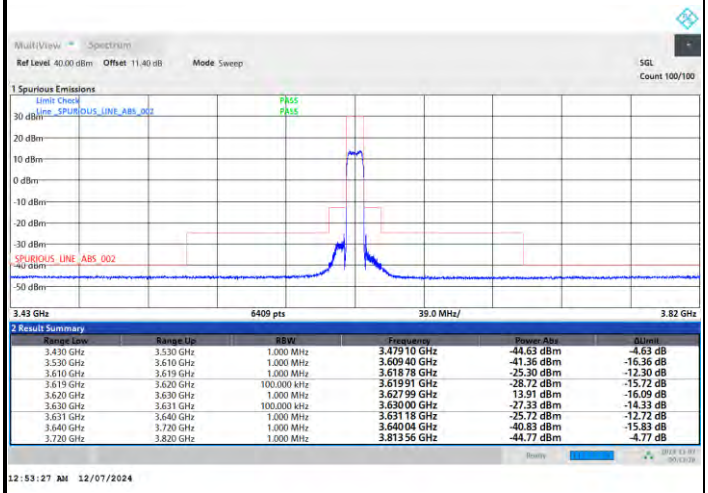

Range Low	Range Up	RBW	Frequency	Power Abs	ΔLimit
3.430 GHz	3.530 GHz	1.000 MHz	3.479 10 GHz	-44.63 dBm	-4.63 dB
3.530 GHz	3.610 GHz	1.000 MHz	3.609 40 GHz	-41.36 dBm	-16.36 dB
3.610 GHz	3.619 GHz	1.000 MHz	3.618 78 GHz	-25.30 dBm	-12.30 dB
3.619 GHz	3.620 GHz	100.000 kHz	3.619 91 GHz	-28.72 dBm	-15.72 dB
3.620 GHz	3.630 GHz	1.000 MHz	3.627 99 GHz	13.91 dBm	-16.09 dB
3.630 GHz	3.631 GHz	100.000 kHz	3.630 00 GHz	-27.33 dBm	-14.33 dB
3.631 GHz	3.640 GHz	1.000 MHz	3.631 18 GHz	-25.72 dBm	-12.72 dB
3.640 GHz	3.720 GHz	1.000 MHz	3.640 04 GHz	-40.83 dBm	-15.83 dB
3.720 GHz	3.820 GHz	1.000 MHz	3.813 56 GHz	-44.77 dBm	-4.77 dB

FR1 n48 / 10MHz / DFT-S OFDM / 16QAM

Highest Channel

1RB0

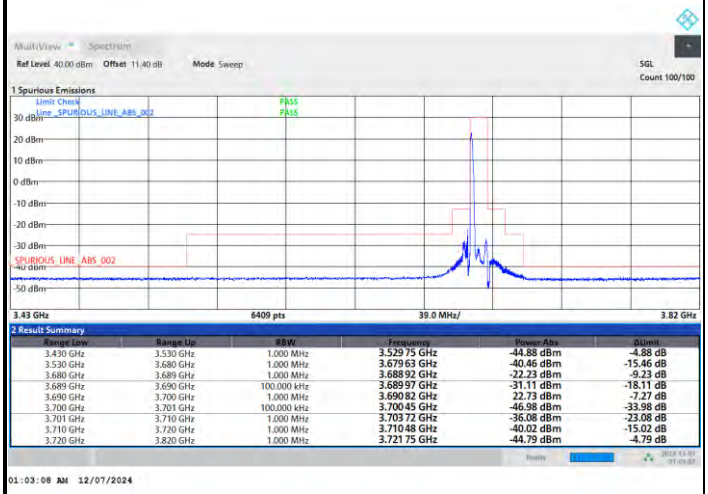

1RBmax

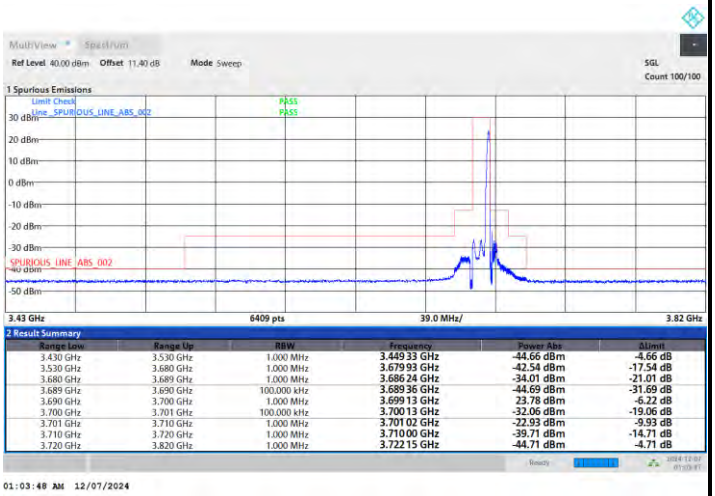

Full RB

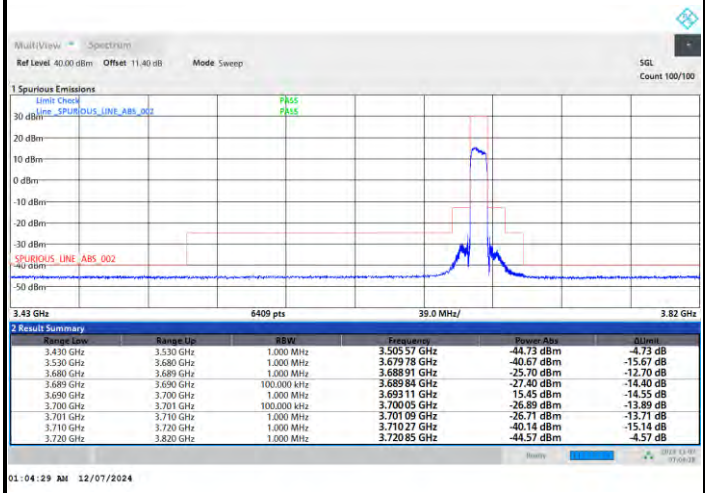

FR1 n48 / 10MHz / DFT-S OFDM / 64QAM

Lowest Channel

1RB0

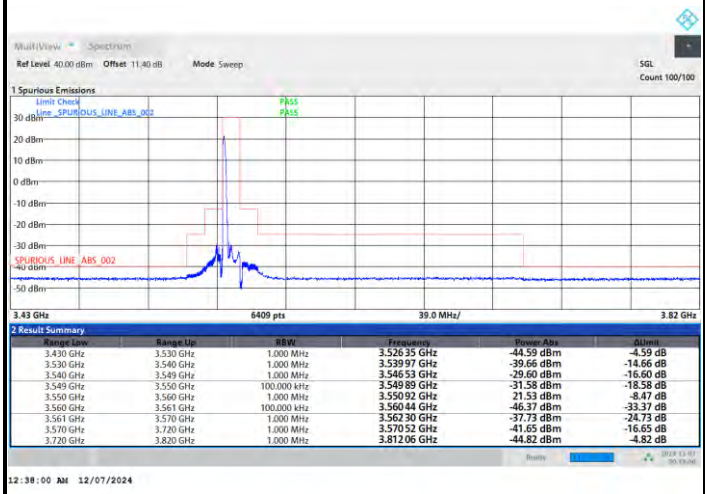

Range Low	Range Up	RBW	Frequency	Power Abs	ΔLimit
3.430 GHz	3.530 GHz	1.000 MHz	3.526 35 GHz	-44.59 dBm	-4.59 dB
3.530 GHz	3.540 GHz	1.000 MHz	3.539 97 GHz	-39.66 dBm	-14.66 dB
3.540 GHz	3.549 GHz	1.000 MHz	3.546 53 GHz	-29.60 dBm	-16.60 dB
3.549 GHz	3.550 GHz	100.000 kHz	3.549 89 GHz	-31.58 dBm	-18.58 dB
3.550 GHz	3.560 GHz	1.000 MHz	3.550 92 GHz	21.53 dBm	-8.47 dB
3.560 GHz	3.561 GHz	100.000 kHz	3.560 44 GHz	-46.37 dBm	-33.37 dB
3.561 GHz	3.570 GHz	1.000 MHz	3.562 30 GHz	-37.73 dBm	-24.73 dB
3.570 GHz	3.720 GHz	1.000 MHz	3.570 52 GHz	-41.65 dBm	-16.65 dB
3.720 GHz	3.820 GHz	1.000 MHz	3.812 06 GHz	-44.82 dBm	-4.82 dB

1RBmax

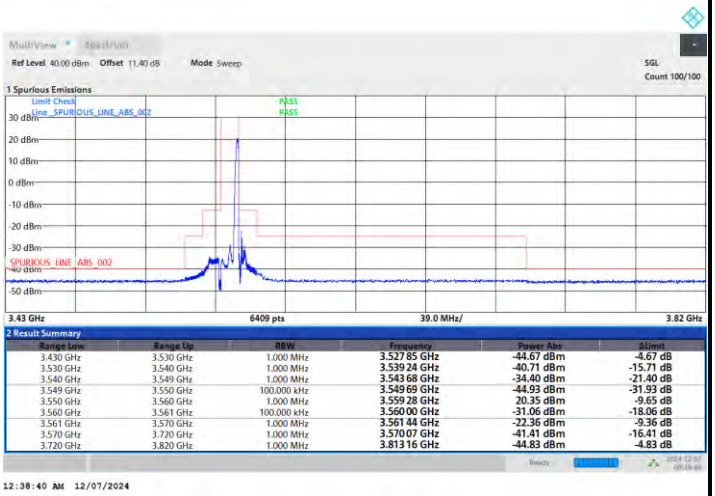

Range Low	Range Up	RBW	Frequency	Power Abs	ΔLimit
3.430 GHz	3.530 GHz	1.000 MHz	3.527 85 GHz	-44.67 dBm	-4.67 dB
3.530 GHz	3.540 GHz	1.000 MHz	3.539 24 GHz	-40.71 dBm	-15.71 dB
3.540 GHz	3.549 GHz	1.000 MHz	3.543 68 GHz	-34.40 dBm	-21.40 dB
3.549 GHz	3.550 GHz	100.000 kHz	3.549 69 GHz	-44.93 dBm	-31.93 dB
3.550 GHz	3.560 GHz	1.000 MHz	3.559 28 GHz	20.35 dBm	-9.65 dB
3.560 GHz	3.561 GHz	100.000 kHz	3.560 00 GHz	-31.06 dBm	-18.06 dB
3.561 GHz	3.570 GHz	1.000 MHz	3.561 44 GHz	-22.36 dBm	-9.36 dB
3.570 GHz	3.720 GHz	1.000 MHz	3.570 07 GHz	-41.41 dBm	-16.41 dB
3.720 GHz	3.820 GHz	1.000 MHz	3.813 16 GHz	-44.83 dBm	-4.83 dB

Full RB

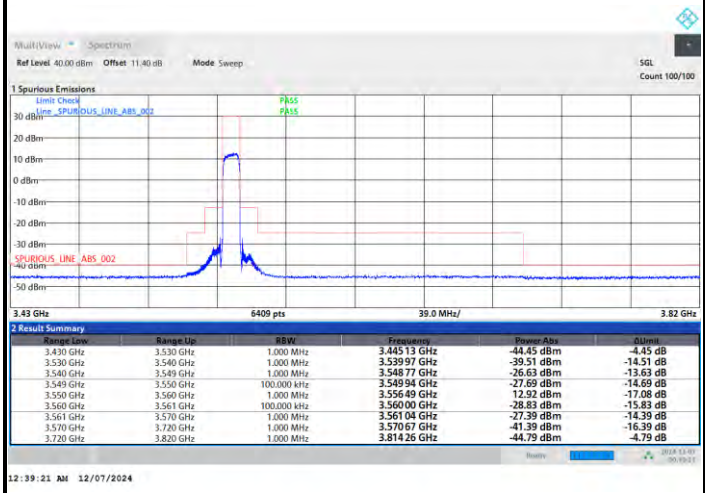

Range Low	Range Up	RBW	Frequency	Power Abs	ΔLimit
3.430 GHz	3.530 GHz	1.000 MHz	3.445 13 GHz	-44.45 dBm	-4.45 dB
3.530 GHz	3.540 GHz	1.000 MHz	3.539 97 GHz	-39.51 dBm	-14.51 dB
3.540 GHz	3.549 GHz	1.000 MHz	3.548 77 GHz	-26.63 dBm	-13.63 dB
3.549 GHz	3.550 GHz	100.000 kHz	3.549 94 GHz	-27.69 dBm	-14.69 dB
3.550 GHz	3.560 GHz	1.000 MHz	3.556 49 GHz	12.92 dBm	-17.08 dB
3.560 GHz	3.561 GHz	100.000 kHz	3.560 00 GHz	-28.83 dBm	-15.83 dB
3.561 GHz	3.570 GHz	1.000 MHz	3.561 04 GHz	-27.39 dBm	-14.39 dB
3.570 GHz	3.720 GHz	1.000 MHz	3.570 67 GHz	-41.39 dBm	-16.39 dB
3.720 GHz	3.820 GHz	1.000 MHz	3.814 26 GHz	-44.79 dBm	-4.79 dB

FR1 n48 / 10MHz / DFT-S OFDM / 64QAM

Middle Channel

1RB0

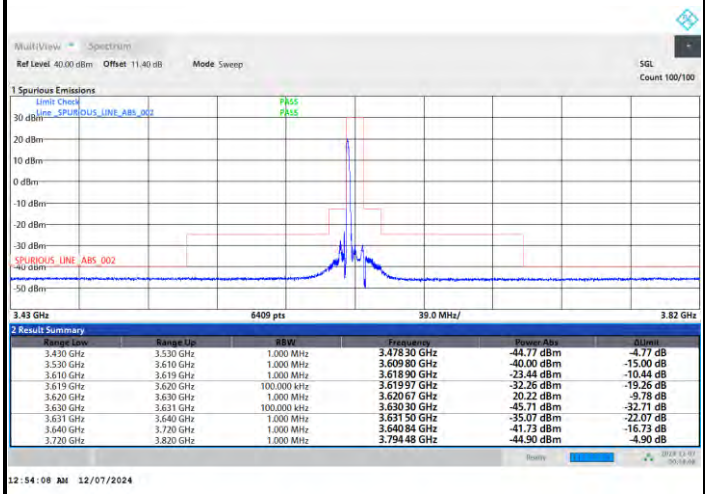

Range Low	Range Up	RBW	Frequency	Power Abs	ΔLimit
3.430 GHz	3.530 GHz	1.000 MHz	3.478 30 GHz	-44.77 dBm	-4.77 dB
3.530 GHz	3.610 GHz	1.000 MHz	3.609 80 GHz	-40.00 dBm	-15.00 dB
3.610 GHz	3.619 GHz	1.000 MHz	3.618 90 GHz	-23.44 dBm	-10.44 dB
3.619 GHz	3.620 GHz	100.000 kHz	3.619 97 GHz	-32.26 dBm	-19.26 dB
3.620 GHz	3.630 GHz	1.000 MHz	3.620 67 GHz	20.22 dBm	-9.78 dB
3.630 GHz	3.631 GHz	100.000 kHz	3.630 30 GHz	-45.71 dBm	-32.71 dB
3.631 GHz	3.640 GHz	1.000 MHz	3.631 50 GHz	-35.07 dBm	-22.07 dB
3.640 GHz	3.720 GHz	1.000 MHz	3.640 84 GHz	-41.73 dBm	-16.73 dB
3.720 GHz	3.820 GHz	1.000 MHz	3.794 48 GHz	-44.90 dBm	-4.90 dB

1RBmax

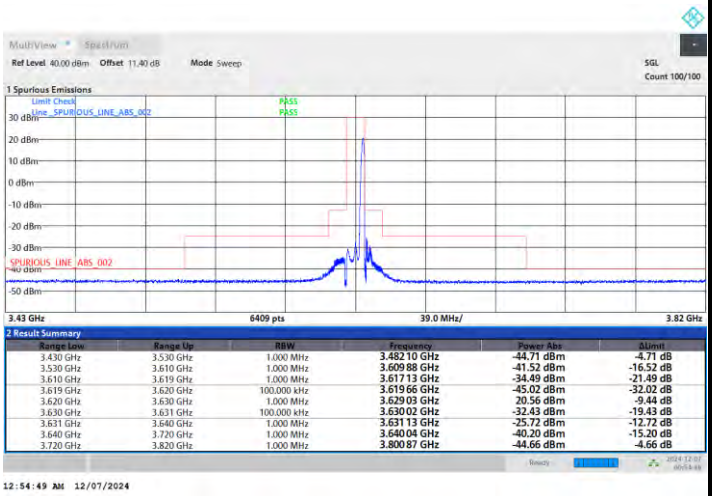

Range Low	Range Up	RBW	Frequency	Power Abs	ΔLimit
3.430 GHz	3.530 GHz	1.000 MHz	3.482 10 GHz	-44.71 dBm	-4.71 dB
3.530 GHz	3.610 GHz	1.000 MHz	3.609 88 GHz	-41.52 dBm	-16.52 dB
3.610 GHz	3.619 GHz	1.000 MHz	3.617 13 GHz	-34.49 dBm	-21.49 dB
3.619 GHz	3.620 GHz	100.000 kHz	3.619 66 GHz	-45.02 dBm	-32.02 dB
3.620 GHz	3.630 GHz	1.000 MHz	3.629 03 GHz	20.56 dBm	-9.44 dB
3.630 GHz	3.631 GHz	100.000 kHz	3.630 02 GHz	-32.43 dBm	-19.43 dB
3.631 GHz	3.640 GHz	1.000 MHz	3.631 13 GHz	-25.72 dBm	-12.72 dB
3.640 GHz	3.720 GHz	1.000 MHz	3.640 04 GHz	-40.20 dBm	-15.20 dB
3.720 GHz	3.820 GHz	1.000 MHz	3.800 87 GHz	-44.66 dBm	-4.66 dB

Full RB

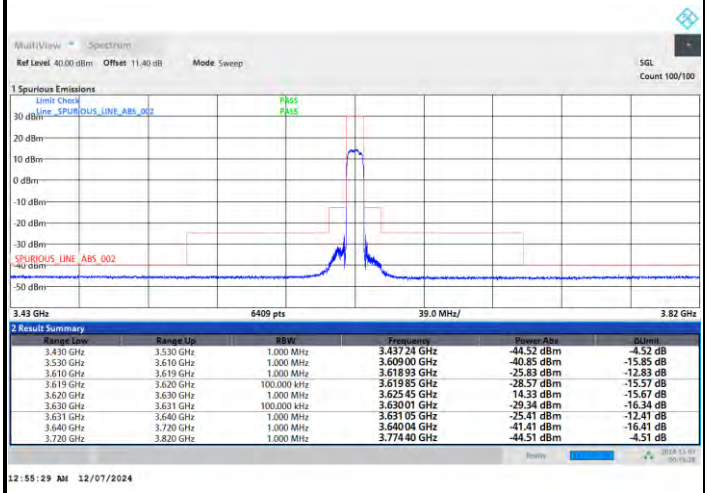

Range Low	Range Up	RBW	Frequency	Power Abs	ΔLimit
3.430 GHz	3.530 GHz	1.000 MHz	3.437 24 GHz	-44.52 dBm	-4.52 dB
3.530 GHz	3.610 GHz	1.000 MHz	3.609 00 GHz	-40.85 dBm	-15.85 dB
3.610 GHz	3.619 GHz	1.000 MHz	3.618 93 GHz	-25.83 dBm	-12.83 dB
3.619 GHz	3.620 GHz	100.000 kHz	3.619 85 GHz	-28.57 dBm	-15.57 dB
3.620 GHz	3.630 GHz	1.000 MHz	3.625 45 GHz	14.33 dBm	-15.67 dB
3.630 GHz	3.631 GHz	100.000 kHz	3.630 01 GHz	-29.34 dBm	-16.34 dB
3.631 GHz	3.640 GHz	1.000 MHz	3.631 05 GHz	-25.41 dBm	-12.41 dB
3.640 GHz	3.720 GHz	1.000 MHz	3.640 04 GHz	-41.41 dBm	-16.41 dB
3.720 GHz	3.820 GHz	1.000 MHz	3.774 40 GHz	-44.51 dBm	-4.51 dB

FR1 n48 / 10MHz / DFT-S OFDM / 64QAM

Highest Channel

1RB0

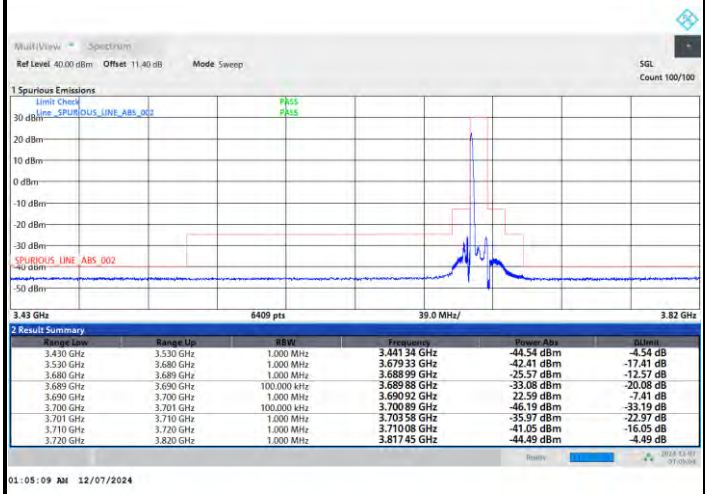

Range Low	Range Up	RBW	Frequency	Power Abs	ΔLimit
3.430 GHz	3.530 GHz	1.000 MHz	3.441 34 GHz	-44.54 dBm	-4.54 dB
3.530 GHz	3.680 GHz	1.000 MHz	3.679 33 GHz	-42.41 dBm	-17.41 dB
3.680 GHz	3.689 GHz	1.000 MHz	3.688 99 GHz	-25.57 dBm	-12.57 dB
3.689 GHz	3.690 GHz	100.000 kHz	3.689 88 GHz	-33.08 dBm	-20.08 dB
3.690 GHz	3.700 GHz	1.000 MHz	3.690 92 GHz	22.59 dBm	-7.41 dB
3.700 GHz	3.701 GHz	100.000 kHz	3.700 89 GHz	-46.19 dBm	-33.19 dB
3.701 GHz	3.710 GHz	1.000 MHz	3.703 58 GHz	-35.97 dBm	-22.97 dB
3.710 GHz	3.720 GHz	1.000 MHz	3.710 08 GHz	-41.05 dBm	-16.05 dB
3.720 GHz	3.820 GHz	1.000 MHz	3.817 45 GHz	-44.49 dBm	-4.49 dB

1RBmax

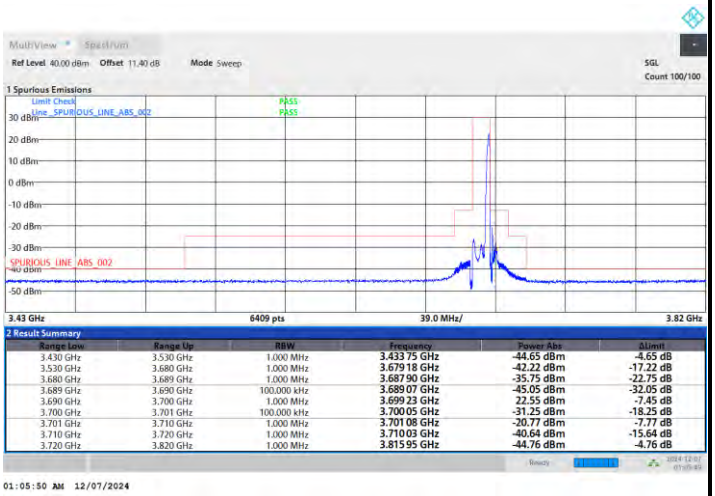

Range Low	Range Up	RBW	Frequency	Power Abs	ΔLimit
3.430 GHz	3.530 GHz	1.000 MHz	3.433 75 GHz	-44.65 dBm	-4.65 dB
3.530 GHz	3.680 GHz	1.000 MHz	3.679 18 GHz	-42.22 dBm	-17.22 dB
3.680 GHz	3.689 GHz	1.000 MHz	3.687 90 GHz	-35.75 dBm	-22.75 dB
3.689 GHz	3.690 GHz	100.000 kHz	3.689 07 GHz	-45.05 dBm	-32.05 dB
3.690 GHz	3.700 GHz	1.000 MHz	3.699 23 GHz	22.55 dBm	-7.45 dB
3.700 GHz	3.701 GHz	100.000 kHz	3.700 05 GHz	-31.25 dBm	-18.25 dB
3.701 GHz	3.710 GHz	1.000 MHz	3.701 08 GHz	-20.77 dBm	-7.77 dB
3.710 GHz	3.720 GHz	1.000 MHz	3.710 03 GHz	-40.64 dBm	-15.64 dB
3.720 GHz	3.820 GHz	1.000 MHz	3.815 95 GHz	-44.76 dBm	-4.76 dB

Full RB

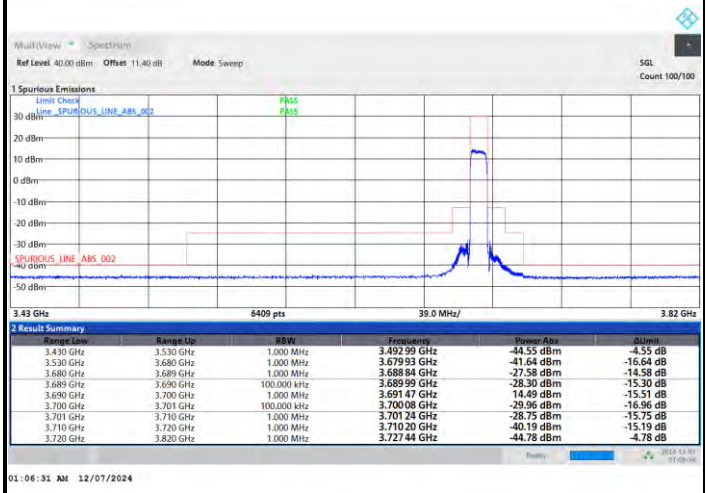

Range Low	Range Up	RBW	Frequency	Power Abs	ΔLimit
3.430 GHz	3.530 GHz	1.000 MHz	3.492 99 GHz	-44.55 dBm	-4.55 dB
3.530 GHz	3.680 GHz	1.000 MHz	3.679 93 GHz	-41.64 dBm	-16.64 dB
3.680 GHz	3.689 GHz	1.000 MHz	3.688 84 GHz	-27.58 dBm	-14.58 dB
3.689 GHz	3.690 GHz	100.000 kHz	3.689 99 GHz	-28.30 dBm	-15.30 dB
3.690 GHz	3.700 GHz	1.000 MHz	3.691 47 GHz	14.49 dBm	-15.51 dB
3.700 GHz	3.701 GHz	100.000 kHz	3.700 08 GHz	-29.96 dBm	-16.96 dB
3.701 GHz	3.710 GHz	1.000 MHz	3.701 24 GHz	-28.75 dBm	-15.75 dB
3.710 GHz	3.720 GHz	1.000 MHz	3.710 20 GHz	-40.19 dBm	-15.19 dB
3.720 GHz	3.820 GHz	1.000 MHz	3.727 44 GHz	-44.78 dBm	-4.78 dB

FR1 n48 / 10MHz / DFT-S OFDM / 256QAM

Lowest Channel

1RB0

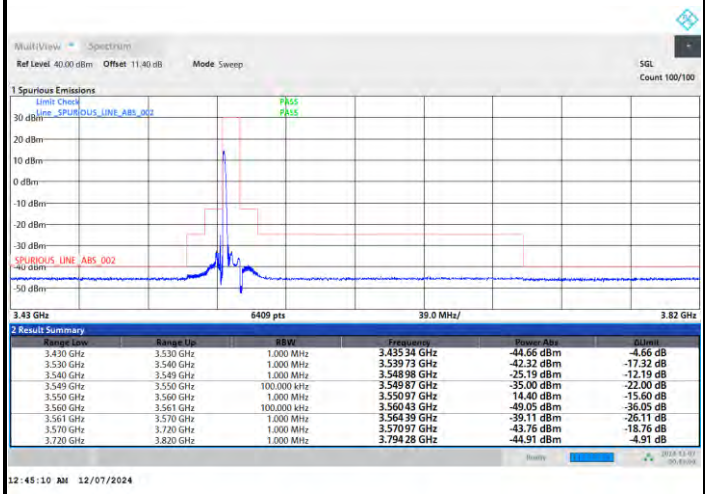

Range Low	Range Up	RBW	Frequency	Power Abs	ΔLimit
3.430 GHz	3.530 GHz	1.000 MHz	3.435 34 GHz	-44.66 dBm	-4.66 dB
3.530 GHz	3.540 GHz	1.000 MHz	3.539 73 GHz	-42.32 dBm	-17.32 dB
3.540 GHz	3.549 GHz	1.000 MHz	3.548 98 GHz	-25.19 dBm	-12.19 dB
3.549 GHz	3.550 GHz	100.000 kHz	3.549 87 GHz	-35.00 dBm	-22.00 dB
3.550 GHz	3.560 GHz	1.000 MHz	3.550 97 GHz	14.40 dBm	-15.60 dB
3.560 GHz	3.561 GHz	100.000 kHz	3.560 43 GHz	-49.05 dBm	-36.05 dB
3.561 GHz	3.570 GHz	1.000 MHz	3.564 39 GHz	-39.11 dBm	-26.11 dB
3.570 GHz	3.720 GHz	1.000 MHz	3.570 97 GHz	-43.76 dBm	-18.76 dB
3.720 GHz	3.820 GHz	1.000 MHz	3.794 28 GHz	-44.91 dBm	-4.91 dB

1RBmax

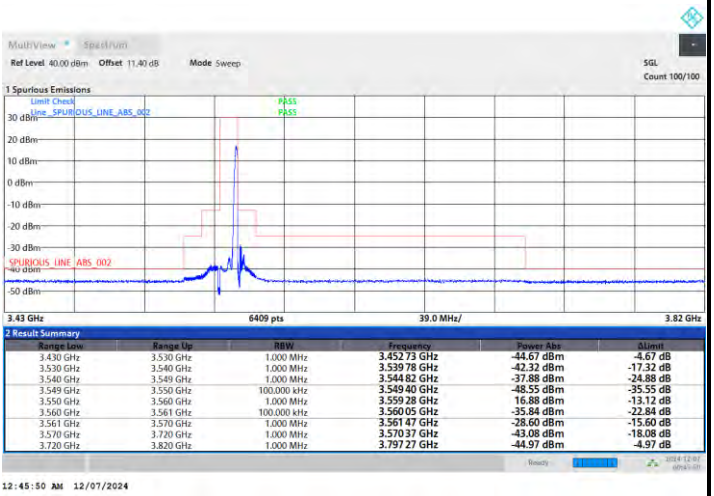

Range Low	Range Up	RBW	Frequency	Power Abs	ΔLimit
3.430 GHz	3.530 GHz	1.000 MHz	3.452 73 GHz	-44.67 dBm	-4.67 dB
3.530 GHz	3.540 GHz	1.000 MHz	3.539 78 GHz	-42.32 dBm	-17.32 dB
3.540 GHz	3.549 GHz	1.000 MHz	3.544 82 GHz	-37.88 dBm	-24.88 dB
3.549 GHz	3.550 GHz	100.000 kHz	3.549 40 GHz	-48.55 dBm	-35.55 dB
3.550 GHz	3.560 GHz	1.000 MHz	3.559 28 GHz	16.88 dBm	-13.12 dB
3.560 GHz	3.561 GHz	100.000 kHz	3.560 05 GHz	-35.84 dBm	-22.84 dB
3.561 GHz	3.570 GHz	1.000 MHz	3.561 47 GHz	-28.60 dBm	-15.60 dB
3.570 GHz	3.720 GHz	1.000 MHz	3.570 37 GHz	-43.08 dBm	-18.08 dB
3.720 GHz	3.820 GHz	1.000 MHz	3.797 27 GHz	-44.97 dBm	-4.97 dB

Full RB

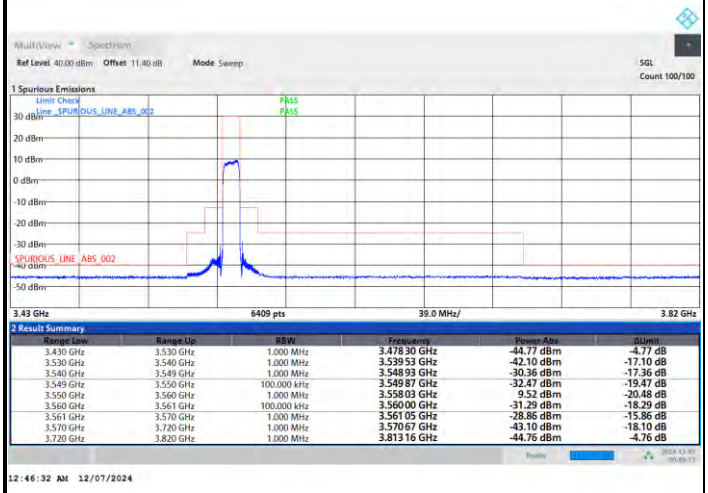

Range Low	Range Up	RBW	Frequency	Power Abs	ΔLimit
3.430 GHz	3.530 GHz	1.000 MHz	3.478 30 GHz	-44.77 dBm	-4.77 dB
3.530 GHz	3.540 GHz	1.000 MHz	3.539 53 GHz	-42.10 dBm	-17.10 dB
3.540 GHz	3.549 GHz	1.000 MHz	3.548 93 GHz	-30.36 dBm	-17.36 dB
3.549 GHz	3.550 GHz	100.000 kHz	3.549 87 GHz	-32.47 dBm	-19.47 dB
3.550 GHz	3.560 GHz	1.000 MHz	3.558 03 GHz	9.52 dBm	-20.48 dB
3.560 GHz	3.561 GHz	100.000 kHz	3.560 00 GHz	-31.29 dBm	-18.29 dB
3.561 GHz	3.570 GHz	1.000 MHz	3.561 05 GHz	-28.86 dBm	-15.86 dB
3.570 GHz	3.720 GHz	1.000 MHz	3.570 67 GHz	-43.10 dBm	-18.10 dB
3.720 GHz	3.820 GHz	1.000 MHz	3.813 16 GHz	-44.76 dBm	-4.76 dB

FR1 n48 / 10MHz / DFT-S OFDM / 256QAM

Middle Channel

1RB0

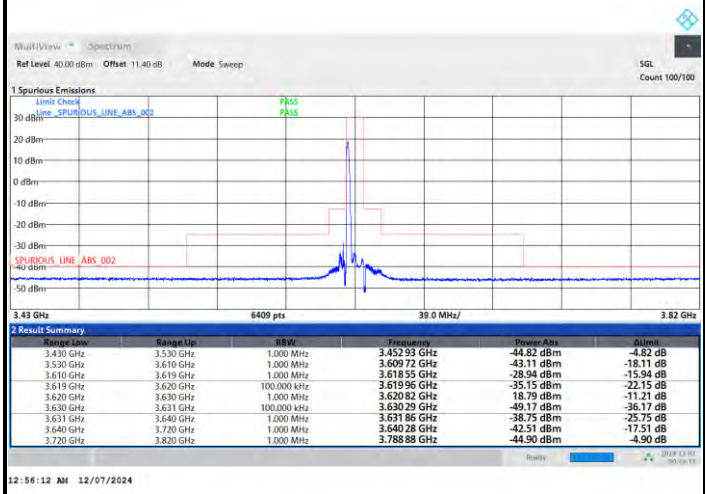

Range Low	Range Up	RBW	Frequency	Power Abs	ΔLimit
3.430 GHz	3.530 GHz	1.000 MHz	3.452 93 GHz	-44.82 dBm	-4.82 dB
3.530 GHz	3.610 GHz	1.000 MHz	3.609 72 GHz	-43.11 dBm	-18.11 dB
3.610 GHz	3.619 GHz	1.000 MHz	3.618 55 GHz	-28.94 dBm	-15.94 dB
3.619 GHz	3.620 GHz	100.000 kHz	3.619 96 GHz	-35.15 dBm	-22.15 dB
3.620 GHz	3.630 GHz	1.000 MHz	3.620 82 GHz	18.79 dBm	-11.21 dB
3.630 GHz	3.631 GHz	100.000 kHz	3.630 29 GHz	-49.17 dBm	-36.17 dB
3.631 GHz	3.640 GHz	1.000 MHz	3.631 86 GHz	-38.75 dBm	-25.75 dB
3.640 GHz	3.720 GHz	1.000 MHz	3.640 28 GHz	-42.51 dBm	-17.51 dB
3.720 GHz	3.820 GHz	1.000 MHz	3.788 88 GHz	-44.90 dBm	-4.90 dB

1RBmax

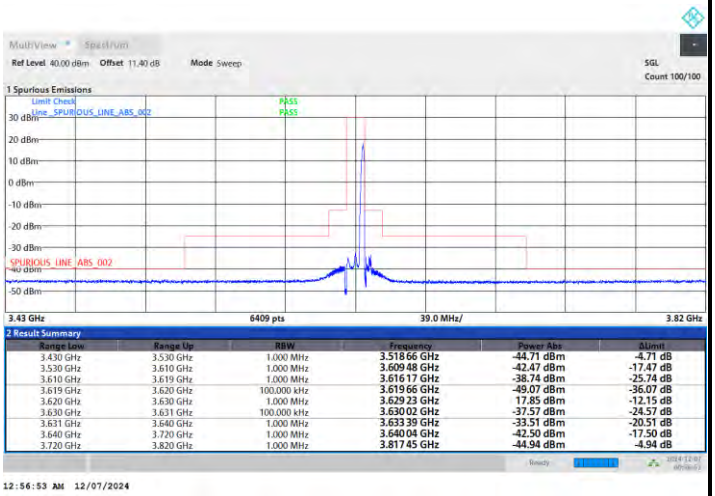

Range Low	Range Up	RBW	Frequency	Power Abs	ΔLimit
3.430 GHz	3.530 GHz	1.000 MHz	3.518 66 GHz	-44.71 dBm	-4.71 dB
3.530 GHz	3.610 GHz	1.000 MHz	3.609 48 GHz	-42.47 dBm	-17.47 dB
3.610 GHz	3.619 GHz	1.000 MHz	3.616 17 GHz	-38.74 dBm	-25.74 dB
3.619 GHz	3.620 GHz	100.000 kHz	3.619 66 GHz	-49.07 dBm	-36.07 dB
3.620 GHz	3.630 GHz	1.000 MHz	3.629 23 GHz	17.85 dBm	-12.15 dB
3.630 GHz	3.631 GHz	100.000 kHz	3.630 02 GHz	-37.57 dBm	-24.57 dB
3.631 GHz	3.640 GHz	1.000 MHz	3.633 39 GHz	-33.51 dBm	-20.51 dB
3.640 GHz	3.720 GHz	1.000 MHz	3.640 04 GHz	-42.50 dBm	-17.50 dB
3.720 GHz	3.820 GHz	1.000 MHz	3.817 45 GHz	-44.94 dBm	-4.94 dB

Full RB

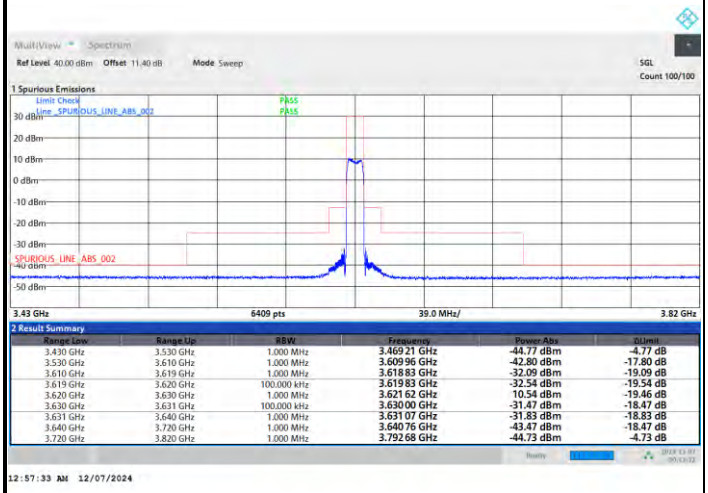

Range Low	Range Up	RBW	Frequency	Power Abs	ΔLimit
3.430 GHz	3.530 GHz	1.000 MHz	3.469 21 GHz	-44.77 dBm	-4.77 dB
3.530 GHz	3.610 GHz	1.000 MHz	3.609 96 GHz	-42.80 dBm	-17.80 dB
3.610 GHz	3.619 GHz	1.000 MHz	3.618 83 GHz	-32.09 dBm	-19.09 dB
3.619 GHz	3.620 GHz	100.000 kHz	3.619 83 GHz	-32.54 dBm	-19.54 dB
3.620 GHz	3.630 GHz	1.000 MHz	3.621 62 GHz	10.54 dBm	-19.46 dB
3.630 GHz	3.631 GHz	100.000 kHz	3.630 00 GHz	-31.47 dBm	-18.47 dB
3.631 GHz	3.640 GHz	1.000 MHz	3.631 07 GHz	-31.83 dBm	-18.83 dB
3.640 GHz	3.720 GHz	1.000 MHz	3.640 76 GHz	-43.47 dBm	-18.47 dB
3.720 GHz	3.820 GHz	1.000 MHz	3.792 68 GHz	-44.73 dBm	-4.73 dB

FR1 n48 / 10MHz / DFT-S OFDM / 256QAM

Highest Channel

1RB0

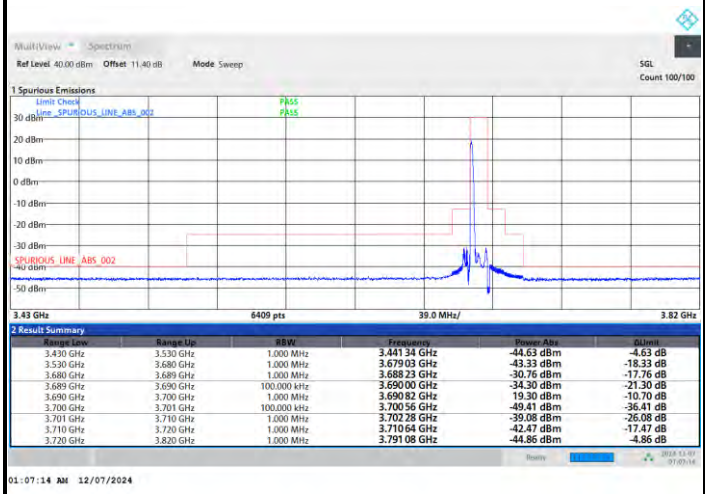

1RBmax

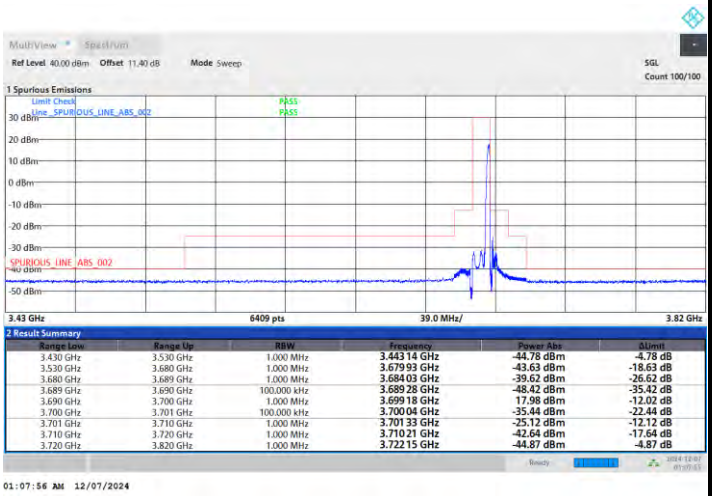

Full RB

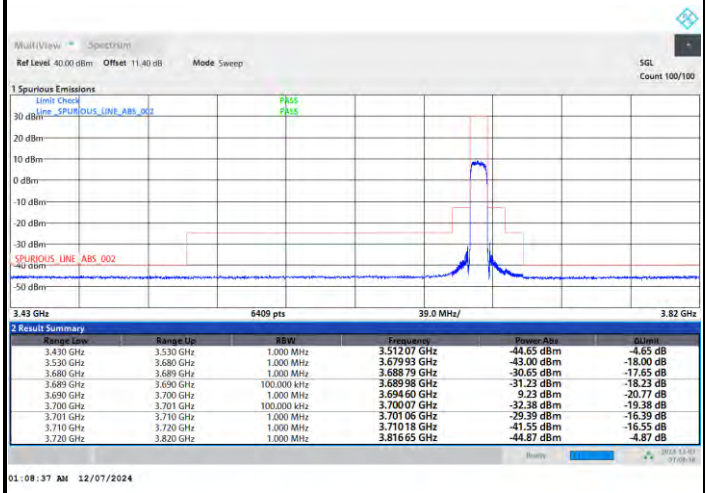

FR1 n48 / 15MHz / DFT-S OFDM / PI/2 BPSK	
Lowest Channel	
Full RB	

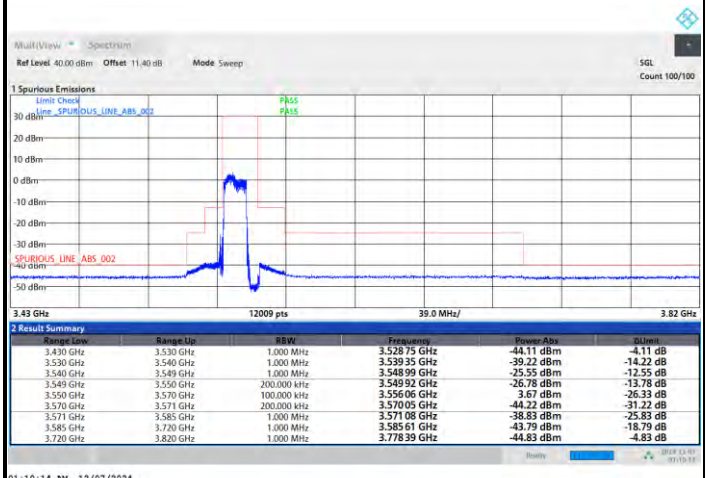

Range Low	Range Up	RBW	Frequency	Power Abs	ΔLimit
3.430 GHz	3.530 GHz	1.000 MHz	3.528 75 GHz	-44.11 dBm	-4.11 dB
3.530 GHz	3.540 GHz	1.000 MHz	3.539 35 GHz	-39.22 dBm	-14.22 dB
3.540 GHz	3.549 GHz	1.000 MHz	3.548 99 GHz	-25.55 dBm	-12.55 dB
3.549 GHz	3.550 GHz	200.000 kHz	3.549 92 GHz	-26.78 dBm	-13.78 dB
3.550 GHz	3.570 GHz	100.000 kHz	3.556 06 GHz	3.67 dBm	-26.33 dB
3.570 GHz	3.571 GHz	200.000 kHz	3.570 05 GHz	-44.22 dBm	-31.22 dB
3.571 GHz	3.585 GHz	1.000 MHz	3.571 08 GHz	-38.83 dBm	-25.83 dB
3.585 GHz	3.720 GHz	1.000 MHz	3.585 61 GHz	-43.79 dBm	-18.79 dB
3.720 GHz	3.820 GHz	1.000 MHz	3.778 39 GHz	-44.83 dBm	-4.83 dB

FR1 n48 / 15MHz / DFT-S OFDM / PI/2 BPSK	
Middle Channel	
Full RB	

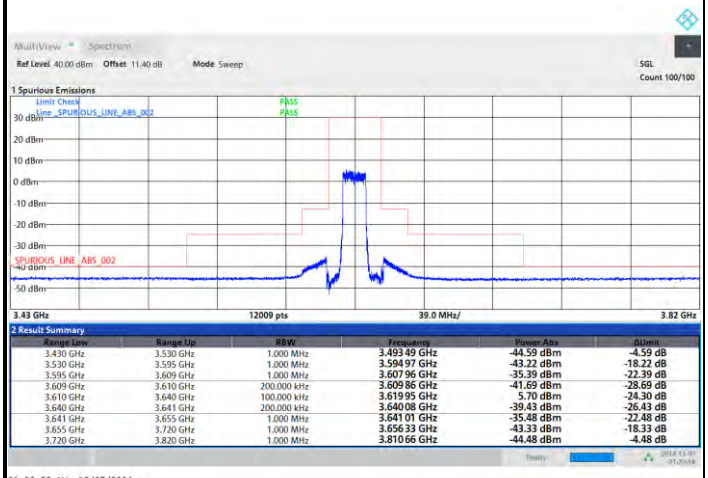

Range Low	Range Up	RBW	Frequency	Power Abs	ΔLimit
3.430 GHz	3.530 GHz	1.000 MHz	3.493 49 GHz	-44.59 dBm	-4.59 dB
3.530 GHz	3.595 GHz	1.000 MHz	3.594 97 GHz	-43.22 dBm	-18.22 dB
3.595 GHz	3.609 GHz	1.000 MHz	3.607 96 GHz	-35.39 dBm	-22.39 dB
3.609 GHz	3.610 GHz	200.000 kHz	3.609 86 GHz	-41.69 dBm	-28.69 dB
3.610 GHz	3.640 GHz	100.000 kHz	3.619 95 GHz	5.70 dBm	-24.30 dB
3.640 GHz	3.641 GHz	200.000 kHz	3.640 08 GHz	-39.43 dBm	-26.43 dB
3.641 GHz	3.655 GHz	1.000 MHz	3.641 01 GHz	-35.48 dBm	-22.48 dB
3.655 GHz	3.720 GHz	1.000 MHz	3.656 33 GHz	-43.33 dBm	-18.33 dB
3.720 GHz	3.820 GHz	1.000 MHz	3.810 66 GHz	-44.48 dBm	-4.48 dB

FR1 n48 / 15MHz / DFT-S OFDM / PI/2 BPSK	
Highest Channel	
Full RB	

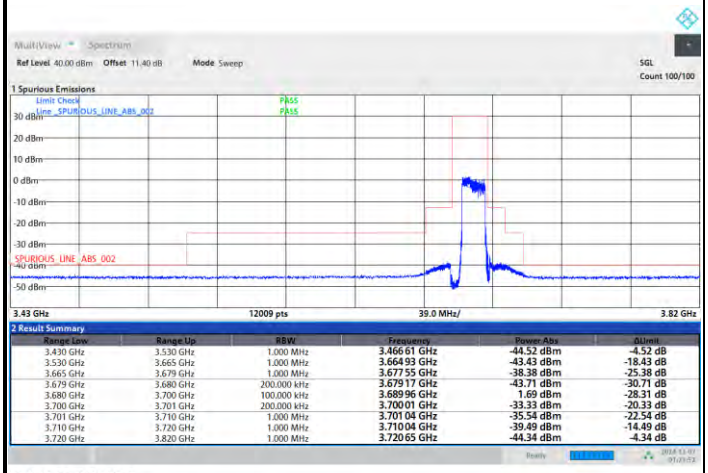

Range Low	Range Up	RBW	Frequency	Power Abs	ΔLimit
3.430 GHz	3.530 GHz	1.000 MHz	3.466 61 GHz	-44.52 dBm	-4.52 dB
3.530 GHz	3.665 GHz	1.000 MHz	3.664 93 GHz	-43.43 dBm	-18.43 dB
3.665 GHz	3.679 GHz	1.000 MHz	3.677 55 GHz	-38.38 dBm	-25.38 dB
3.679 GHz	3.680 GHz	200.000 kHz	3.679 17 GHz	-43.71 dBm	-30.71 dB
3.680 GHz	3.700 GHz	100.000 kHz	3.689 96 GHz	1.69 dBm	-28.31 dB
3.700 GHz	3.701 GHz	200.000 kHz	3.700 01 GHz	-33.33 dBm	-20.33 dB
3.701 GHz	3.710 GHz	1.000 MHz	3.701 04 GHz	-35.54 dBm	-22.54 dB
3.710 GHz	3.720 GHz	1.000 MHz	3.710 04 GHz	-39.49 dBm	-14.49 dB
3.720 GHz	3.820 GHz	1.000 MHz	3.720 65 GHz	-44.34 dBm	-4.34 dB

FR1 n48 / 15MHz / DFT-S OFDM / QPSK	
Lowest Channel	
Full RB	

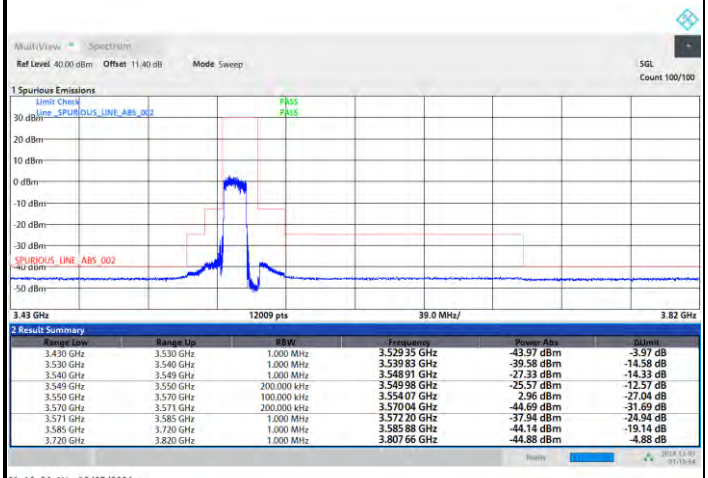

Range Low	Range Up	RBW	Frequency	Power Abs	ΔLimit
3.430 GHz	3.530 GHz	1.000 MHz	3.529 35 GHz	-43.97 dBm	-3.97 dB
3.530 GHz	3.540 GHz	1.000 MHz	3.539 83 GHz	-39.58 dBm	-14.58 dB
3.540 GHz	3.549 GHz	1.000 MHz	3.548 91 GHz	-27.33 dBm	-14.33 dB
3.549 GHz	3.550 GHz	200.000 kHz	3.549 98 GHz	-25.57 dBm	-12.57 dB
3.550 GHz	3.570 GHz	100.000 kHz	3.554 07 GHz	2.96 dBm	-27.04 dB
3.570 GHz	3.571 GHz	200.000 kHz	3.570 04 GHz	-44.69 dBm	-31.69 dB
3.571 GHz	3.585 GHz	1.000 MHz	3.572 20 GHz	-37.94 dBm	-24.94 dB
3.585 GHz	3.720 GHz	1.000 MHz	3.585 88 GHz	-44.14 dBm	-19.14 dB
3.720 GHz	3.820 GHz	1.000 MHz	3.807 66 GHz	-44.88 dBm	-4.88 dB

FR1 n48 / 15MHz / DFT-S OFDM / QPSK	
Middle Channel	
Full RB	

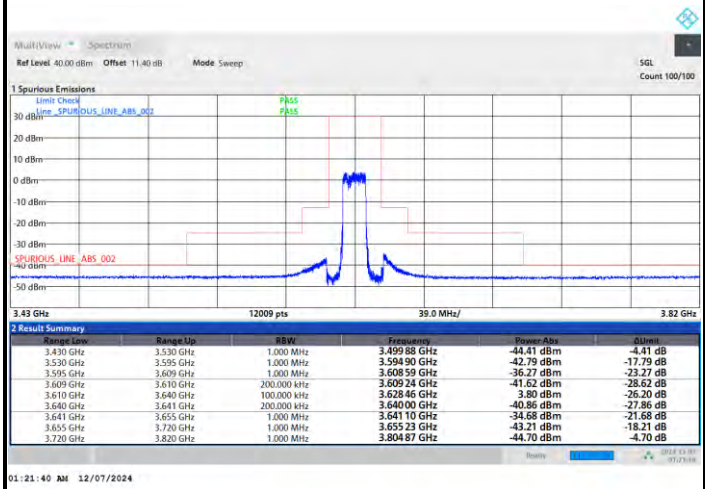

Range Low	Range Up	RBW	Frequency	Power Abs	ΔLimit
3.430 GHz	3.530 GHz	1.000 MHz	3.499 88 GHz	-44.41 dBm	-4.41 dB
3.530 GHz	3.595 GHz	1.000 MHz	3.594 90 GHz	-42.79 dBm	-17.79 dB
3.595 GHz	3.609 GHz	1.000 MHz	3.608 59 GHz	-36.27 dBm	-23.27 dB
3.609 GHz	3.610 GHz	200.000 kHz	3.609 24 GHz	-41.62 dBm	-28.62 dB
3.610 GHz	3.640 GHz	100.000 kHz	3.628 46 GHz	3.80 dBm	-26.20 dB
3.640 GHz	3.641 GHz	200.000 kHz	3.640 00 GHz	-40.86 dBm	-27.86 dB
3.641 GHz	3.655 GHz	1.000 MHz	3.641 10 GHz	-34.68 dBm	-21.68 dB
3.655 GHz	3.720 GHz	1.000 MHz	3.655 23 GHz	-43.21 dBm	-18.21 dB
3.720 GHz	3.820 GHz	1.000 MHz	3.804 87 GHz	-44.70 dBm	-4.70 dB

FR1 n48 / 15MHz / DFT-S OFDM / QPSK	
Highest Channel	
Full RB	

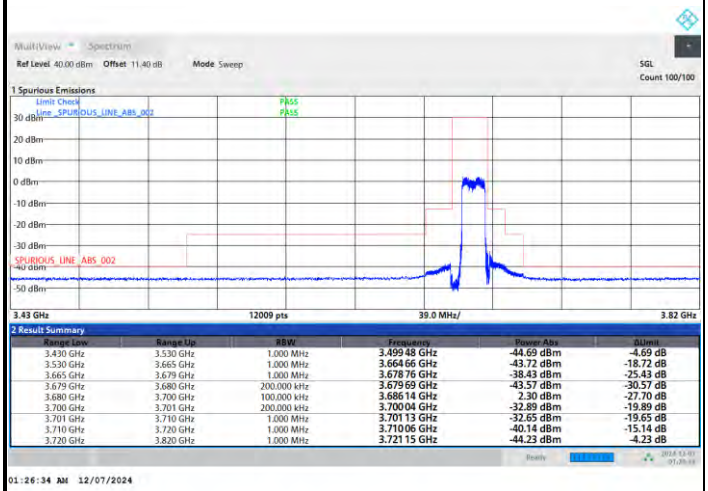

Range Low	Range Up	RBW	Frequency	Power Abs	ΔLimit
3.430 GHz	3.530 GHz	1.000 MHz	3.499 48 GHz	-44.69 dBm	-4.69 dB
3.530 GHz	3.665 GHz	1.000 MHz	3.664 66 GHz	-43.72 dBm	-18.72 dB
3.665 GHz	3.679 GHz	1.000 MHz	3.678 76 GHz	-38.43 dBm	-25.43 dB
3.679 GHz	3.680 GHz	200.000 kHz	3.679 69 GHz	-43.57 dBm	-30.57 dB
3.680 GHz	3.700 GHz	100.000 kHz	3.686 14 GHz	2.30 dBm	-27.70 dB
3.700 GHz	3.701 GHz	200.000 kHz	3.700 04 GHz	-32.89 dBm	-19.89 dB
3.701 GHz	3.710 GHz	1.000 MHz	3.701 13 GHz	-32.65 dBm	-19.65 dB
3.710 GHz	3.720 GHz	1.000 MHz	3.710 06 GHz	-40.14 dBm	-15.14 dB
3.720 GHz	3.820 GHz	1.000 MHz	3.721 15 GHz	-44.23 dBm	-4.23 dB

FR1 n48 / 15MHz / DFT-S OFDM / 16QAM	
Lowest Channel	
Full RB	

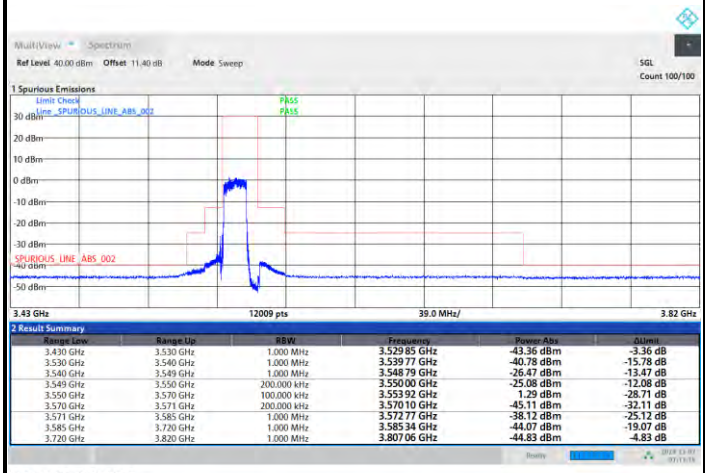

Range Low	Range Up	RBW	Frequency	Power Abs	ΔLimit
3.430 GHz	3.530 GHz	1.000 MHz	3.529 85 GHz	-43.36 dBm	-3.36 dB
3.530 GHz	3.540 GHz	1.000 MHz	3.539 77 GHz	-40.78 dBm	-15.78 dB
3.540 GHz	3.549 GHz	1.000 MHz	3.548 79 GHz	-26.47 dBm	-13.47 dB
3.549 GHz	3.550 GHz	200.000 kHz	3.550 00 GHz	-25.08 dBm	-12.08 dB
3.550 GHz	3.570 GHz	100.000 kHz	3.553 92 GHz	1.29 dBm	-28.71 dB
3.570 GHz	3.571 GHz	200.000 kHz	3.570 10 GHz	-45.11 dBm	-32.11 dB
3.571 GHz	3.585 GHz	1.000 MHz	3.572 77 GHz	-38.12 dBm	-25.12 dB
3.585 GHz	3.720 GHz	1.000 MHz	3.585 34 GHz	-44.07 dBm	-19.07 dB
3.720 GHz	3.820 GHz	1.000 MHz	3.807 06 GHz	-44.83 dBm	-4.83 dB

FR1 n48 / 15MHz / DFT-S OFDM / 16QAM	
Middle Channel	
Full RB	

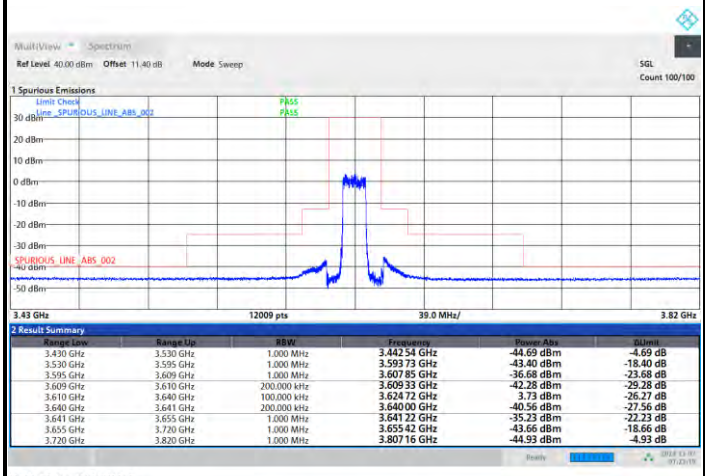

Range Low	Range Up	RBW	Frequency	Power Abs	ΔLimit
3.430 GHz	3.530 GHz	1.000 MHz	3.442 54 GHz	-44.69 dBm	-4.69 dB
3.530 GHz	3.595 GHz	1.000 MHz	3.593 73 GHz	-43.40 dBm	-18.40 dB
3.595 GHz	3.609 GHz	1.000 MHz	3.607 85 GHz	-36.68 dBm	-23.68 dB
3.609 GHz	3.610 GHz	200.000 kHz	3.609 33 GHz	-42.28 dBm	-29.28 dB
3.610 GHz	3.640 GHz	100.000 kHz	3.624 72 GHz	3.73 dBm	-26.27 dB
3.640 GHz	3.641 GHz	200.000 kHz	3.640 00 GHz	-40.56 dBm	-27.56 dB
3.641 GHz	3.655 GHz	1.000 MHz	3.641 22 GHz	-35.23 dBm	-22.23 dB
3.655 GHz	3.720 GHz	1.000 MHz	3.655 42 GHz	-43.66 dBm	-18.66 dB
3.720 GHz	3.820 GHz	1.000 MHz	3.807 16 GHz	-44.93 dBm	-4.93 dB

FR1 n48 / 15MHz / DFT-S OFDM / 16QAM	
Highest Channel	
Full RB	
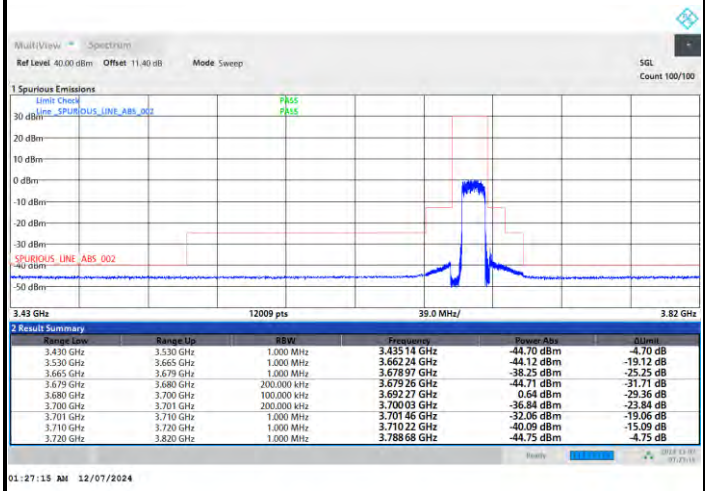	

Range Low	Range Up	RBW	Frequency	Power Abs	ΔLimit
3.430 GHz	3.530 GHz	1.000 MHz	3.435 14 GHz	-44.70 dBm	-4.70 dB
3.530 GHz	3.665 GHz	1.000 MHz	3.662 24 GHz	-44.12 dBm	-19.12 dB
3.665 GHz	3.679 GHz	1.000 MHz	3.678 97 GHz	-38.25 dBm	-25.25 dB
3.679 GHz	3.680 GHz	200.000 kHz	3.679 26 GHz	-44.71 dBm	-31.71 dB
3.680 GHz	3.700 GHz	100.000 kHz	3.692 27 GHz	0.64 dBm	-29.36 dB
3.700 GHz	3.701 GHz	200.000 kHz	3.700 03 GHz	-36.84 dBm	-23.84 dB
3.701 GHz	3.710 GHz	1.000 MHz	3.701 46 GHz	-32.06 dBm	-19.06 dB
3.710 GHz	3.720 GHz	1.000 MHz	3.710 22 GHz	-40.09 dBm	-15.09 dB
3.720 GHz	3.820 GHz	1.000 MHz	3.788 68 GHz	-44.75 dBm	-4.75 dB

FR1 n48 / 15MHz / DFT-S OFDM / 64QAM	
Lowest Channel	
Full RB	
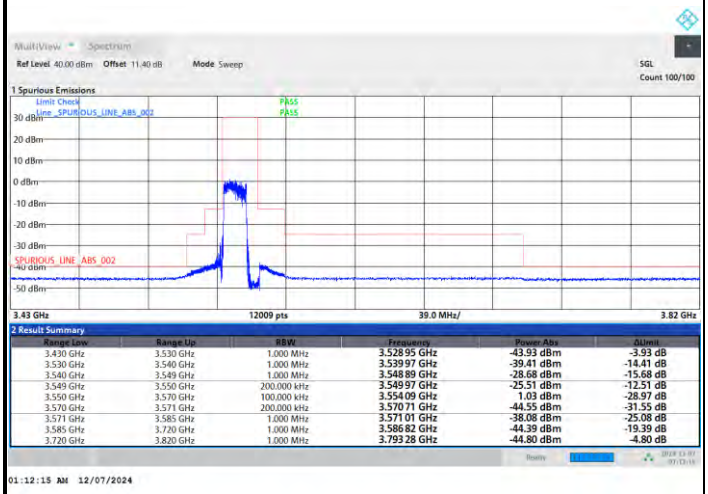	

Range Low	Range Up	RBW	Frequency	Power Abs	ΔLimit
3.430 GHz	3.530 GHz	1.000 MHz	3.528 95 GHz	-43.93 dBm	-3.93 dB
3.530 GHz	3.540 GHz	1.000 MHz	3.539 97 GHz	-39.41 dBm	-14.41 dB
3.540 GHz	3.549 GHz	1.000 MHz	3.548 89 GHz	-28.68 dBm	-15.68 dB
3.549 GHz	3.550 GHz	200.000 kHz	3.549 97 GHz	-25.51 dBm	-12.51 dB
3.550 GHz	3.570 GHz	100.000 kHz	3.554 09 GHz	1.03 dBm	-28.97 dB
3.570 GHz	3.571 GHz	200.000 kHz	3.570 71 GHz	-44.55 dBm	-31.55 dB
3.571 GHz	3.585 GHz	1.000 MHz	3.571 01 GHz	-38.08 dBm	-25.08 dB
3.585 GHz	3.720 GHz	1.000 MHz	3.586 82 GHz	-44.39 dBm	-19.39 dB
3.720 GHz	3.820 GHz	1.000 MHz	3.793 28 GHz	-44.80 dBm	-4.80 dB

FR1 n48 / 15MHz / DFT-S OFDM / 64QAM	
Middle Channel	
Full RB	

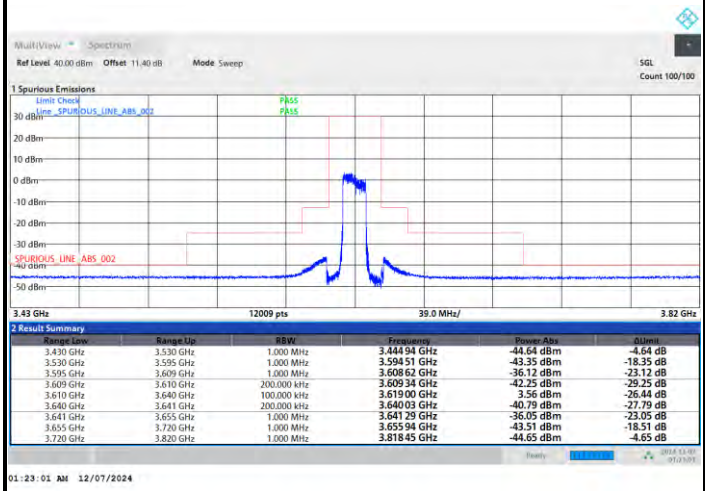

FR1 n48 / 15MHz / DFT-S OFDM / 64QAM	
Highest Channel	
Full RB	

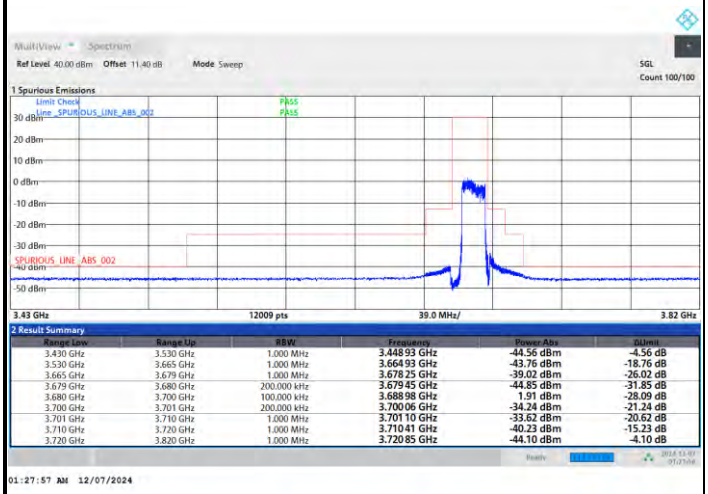

FR1 n48 / 15MHz / DFT-S OFDM / 256QAM	
Lowest Channel	
Full RB	

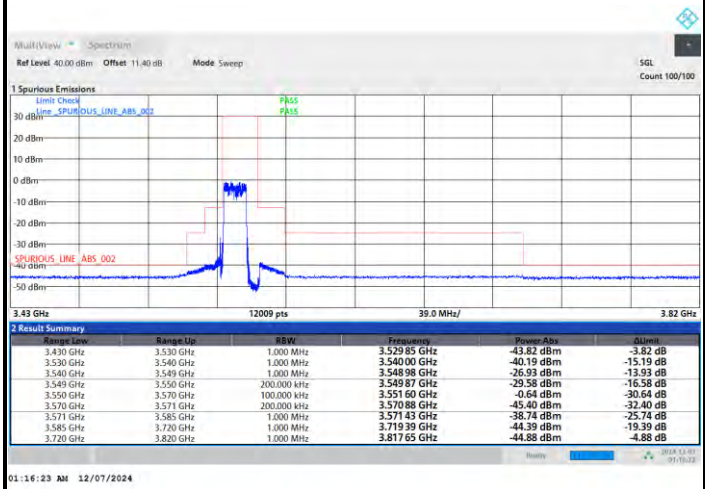

Range Low	Range Up	RBW	Frequency	Power Abs	ΔLimit
3.430 GHz	3.530 GHz	1.000 MHz	3.529 85 GHz	-43.82 dBm	-3.82 dB
3.530 GHz	3.540 GHz	1.000 MHz	3.540 00 GHz	-40.19 dBm	-15.19 dB
3.540 GHz	3.549 GHz	1.000 MHz	3.548 98 GHz	-26.93 dBm	-13.93 dB
3.549 GHz	3.550 GHz	200.000 kHz	3.549 87 GHz	-29.58 dBm	-16.58 dB
3.550 GHz	3.570 GHz	100.000 kHz	3.551 60 GHz	-0.64 dBm	-30.64 dB
3.570 GHz	3.571 GHz	200.000 kHz	3.570 88 GHz	-45.40 dBm	-32.40 dB
3.571 GHz	3.585 GHz	1.000 MHz	3.571 43 GHz	-38.74 dBm	-25.74 dB
3.585 GHz	3.720 GHz	1.000 MHz	3.719 39 GHz	-44.39 dBm	-19.39 dB
3.720 GHz	3.820 GHz	1.000 MHz	3.817 65 GHz	-44.88 dBm	-4.88 dB

FR1 n48 / 15MHz / DFT-S OFDM / 256QAM	
Middle Channel	
Full RB	

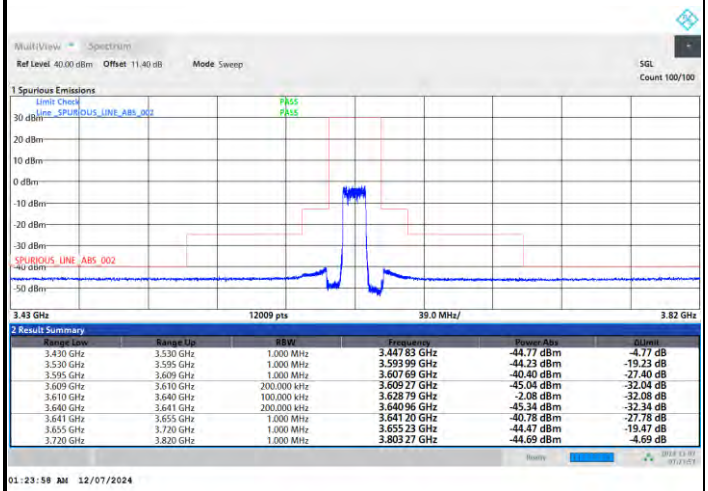

Range Low	Range Up	RBW	Frequency	Power Abs	ΔLimit
3.430 GHz	3.530 GHz	1.000 MHz	3.447 83 GHz	-44.77 dBm	-4.77 dB
3.530 GHz	3.595 GHz	1.000 MHz	3.593 99 GHz	-44.23 dBm	-19.23 dB
3.595 GHz	3.609 GHz	1.000 MHz	3.607 69 GHz	-40.40 dBm	-27.40 dB
3.609 GHz	3.610 GHz	200.000 kHz	3.609 27 GHz	-45.04 dBm	-32.04 dB
3.610 GHz	3.640 GHz	100.000 kHz	3.628 79 GHz	-2.08 dBm	-32.08 dB
3.640 GHz	3.641 GHz	200.000 kHz	3.640 96 GHz	-45.34 dBm	-32.34 dB
3.641 GHz	3.655 GHz	1.000 MHz	3.641 20 GHz	-40.78 dBm	-27.78 dB
3.655 GHz	3.720 GHz	1.000 MHz	3.655 23 GHz	-44.47 dBm	-19.47 dB
3.720 GHz	3.820 GHz	1.000 MHz	3.803 27 GHz	-44.69 dBm	-4.69 dB

FR1 n48 / 15MHz / DFT-S OFDM / 256QAM	
Highest Channel	
Full RB	

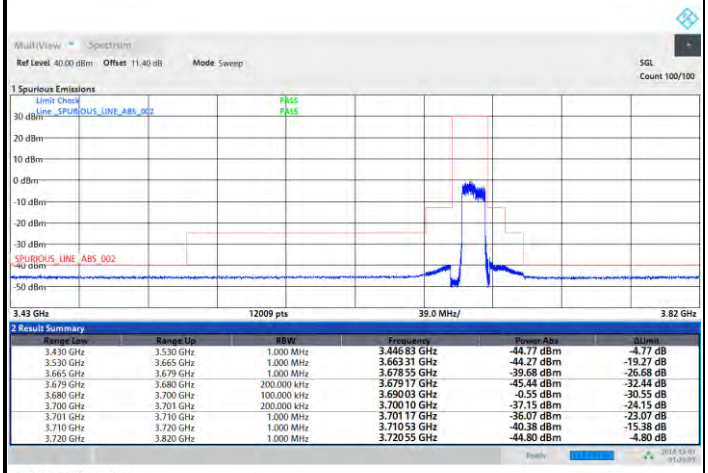

Range Low	Range Up	RBW	Frequency	Power Abs	ΔLimit
3.430 GHz	3.530 GHz	1.000 MHz	3.446 83 GHz	-44.77 dBm	-4.77 dB
3.530 GHz	3.665 GHz	1.000 MHz	3.663 31 GHz	-44.27 dBm	-19.27 dB
3.665 GHz	3.679 GHz	1.000 MHz	3.678 55 GHz	-39.68 dBm	-26.68 dB
3.679 GHz	3.680 GHz	200.000 kHz	3.679 17 GHz	-45.44 dBm	-32.44 dB
3.680 GHz	3.700 GHz	100.000 kHz	3.690 03 GHz	-0.55 dBm	-30.55 dB
3.700 GHz	3.701 GHz	200.000 kHz	3.700 10 GHz	-37.15 dBm	-24.15 dB
3.701 GHz	3.710 GHz	1.000 MHz	3.701 17 GHz	-36.07 dBm	-23.07 dB
3.710 GHz	3.720 GHz	1.000 MHz	3.710 53 GHz	-40.38 dBm	-15.38 dB
3.720 GHz	3.820 GHz	1.000 MHz	3.720 55 GHz	-44.80 dBm	-4.80 dB

FR1 n48 / 20MHz / DFT-S OFDM / PI/2 BPSK	
Lowest Channel	
Full RB	

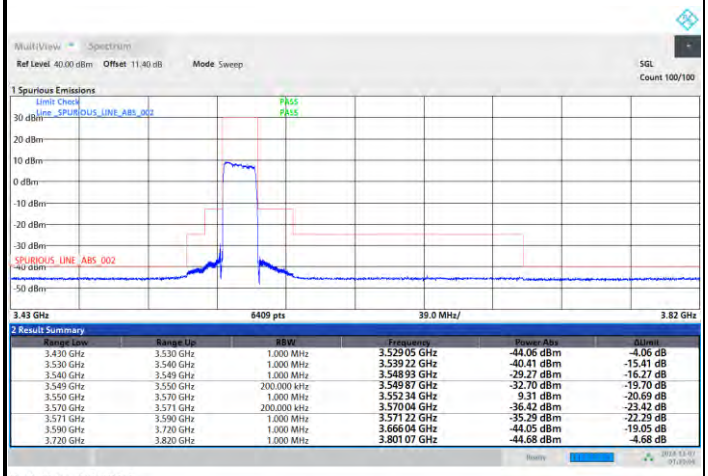

Range Low	Range Up	RBW	Frequency	Power Abs	ΔLimit
3.430 GHz	3.530 GHz	1.000 MHz	3.529 05 GHz	-44.06 dBm	-4.06 dB
3.530 GHz	3.540 GHz	1.000 MHz	3.539 22 GHz	-40.41 dBm	-15.41 dB
3.540 GHz	3.549 GHz	1.000 MHz	3.548 93 GHz	-29.27 dBm	-16.27 dB
3.549 GHz	3.550 GHz	200.000 kHz	3.549 87 GHz	-32.70 dBm	-19.70 dB
3.550 GHz	3.570 GHz	1.000 MHz	3.552 34 GHz	9.31 dBm	-20.69 dB
3.570 GHz	3.571 GHz	200.000 kHz	3.570 04 GHz	-36.42 dBm	-23.42 dB
3.571 GHz	3.590 GHz	1.000 MHz	3.571 22 GHz	-35.29 dBm	-22.29 dB
3.590 GHz	3.720 GHz	1.000 MHz	3.666 04 GHz	-44.05 dBm	-19.05 dB
3.720 GHz	3.820 GHz	1.000 MHz	3.801 07 GHz	-44.68 dBm	-4.68 dB

FR1 n48 / 20MHz / DFT-S OFDM / PI/2 BPSK	
Middle Channel	
Full RB	

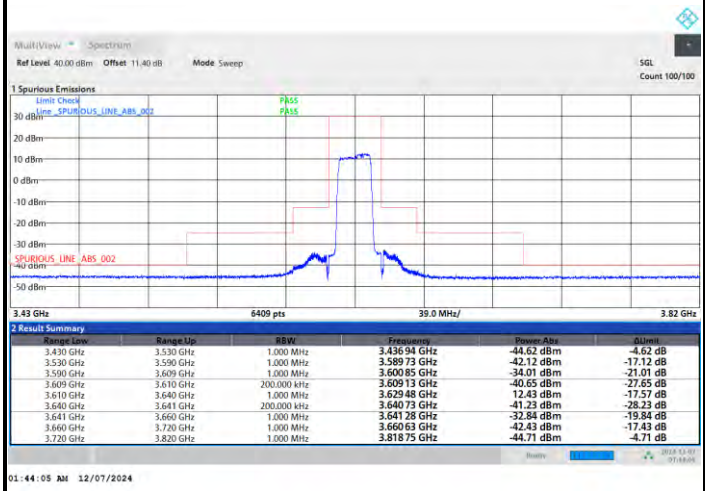

Range Low	Range Up	RBW	Frequency	Power Abs	ΔLimit
3.430 GHz	3.530 GHz	1.000 MHz	3.436 94 GHz	-44.62 dBm	-4.62 dB
3.530 GHz	3.590 GHz	1.000 MHz	3.589 73 GHz	-42.12 dBm	-17.12 dB
3.590 GHz	3.609 GHz	1.000 MHz	3.600 85 GHz	-34.01 dBm	-21.01 dB
3.609 GHz	3.610 GHz	200.000 kHz	3.609 13 GHz	-40.65 dBm	-27.65 dB
3.610 GHz	3.640 GHz	1.000 MHz	3.629 48 GHz	12.43 dBm	-17.57 dB
3.640 GHz	3.641 GHz	200.000 kHz	3.640 73 GHz	-41.23 dBm	-28.23 dB
3.641 GHz	3.660 GHz	1.000 MHz	3.641 28 GHz	-32.84 dBm	-19.84 dB
3.660 GHz	3.720 GHz	1.000 MHz	3.660 63 GHz	-42.43 dBm	-17.43 dB
3.720 GHz	3.820 GHz	1.000 MHz	3.818 75 GHz	-44.71 dBm	-4.71 dB

FR1 n48 / 20MHz / DFT-S OFDM / PI/2 BPSK	
Highest Channel	
Full RB	

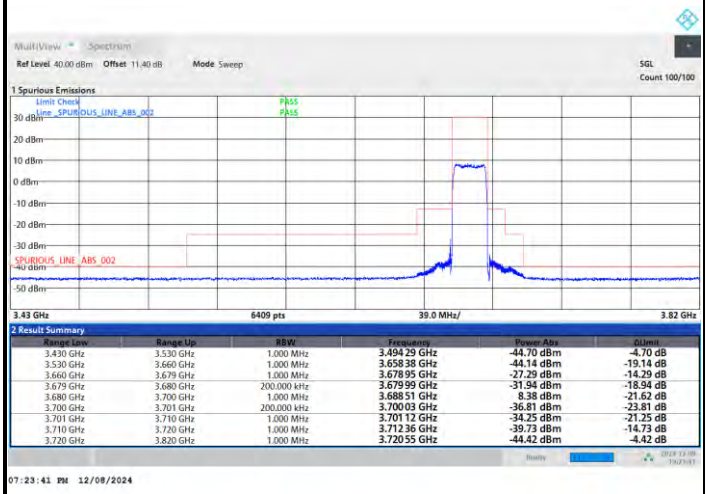

Range Low	Range Up	RBW	Frequency	Power Abs	ΔLimit
3.430 GHz	3.530 GHz	1.000 MHz	3.494 29 GHz	-44.70 dBm	-4.70 dB
3.530 GHz	3.660 GHz	1.000 MHz	3.658 38 GHz	-44.14 dBm	-19.14 dB
3.660 GHz	3.679 GHz	1.000 MHz	3.678 95 GHz	-27.29 dBm	-14.29 dB
3.679 GHz	3.680 GHz	200.000 kHz	3.679 99 GHz	-31.94 dBm	-18.94 dB
3.680 GHz	3.700 GHz	1.000 MHz	3.688 51 GHz	8.38 dBm	-21.62 dB
3.700 GHz	3.701 GHz	200.000 kHz	3.700 03 GHz	-36.81 dBm	-23.81 dB
3.701 GHz	3.710 GHz	1.000 MHz	3.701 12 GHz	-34.25 dBm	-21.25 dB
3.710 GHz	3.720 GHz	1.000 MHz	3.712 36 GHz	-39.73 dBm	-14.73 dB
3.720 GHz	3.820 GHz	1.000 MHz	3.720 55 GHz	-44.42 dBm	-4.42 dB

FR1 n48 / 20MHz / DFT-S OFDM / QPSK	
Lowest Channel	
Full RB	

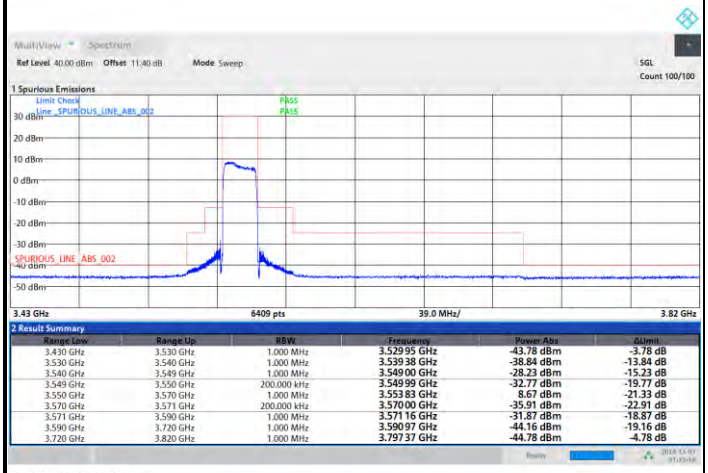

Range Low	Range Up	RBW	Frequency	Power Abs	ΔLimit
3.430 GHz	3.530 GHz	1.000 MHz	3.529 95 GHz	-43.78 dBm	-3.78 dB
3.530 GHz	3.540 GHz	1.000 MHz	3.539 38 GHz	-38.84 dBm	-13.84 dB
3.540 GHz	3.549 GHz	1.000 MHz	3.549 00 GHz	-28.23 dBm	-15.23 dB
3.549 GHz	3.550 GHz	200.000 kHz	3.549 99 GHz	-32.77 dBm	-19.77 dB
3.550 GHz	3.570 GHz	1.000 MHz	3.553 83 GHz	8.67 dBm	-21.33 dB
3.570 GHz	3.571 GHz	200.000 kHz	3.570 00 GHz	-35.91 dBm	-22.91 dB
3.571 GHz	3.590 GHz	1.000 MHz	3.571 16 GHz	-31.87 dBm	-18.87 dB
3.590 GHz	3.720 GHz	1.000 MHz	3.590 97 GHz	-44.16 dBm	-19.16 dB
3.720 GHz	3.820 GHz	1.000 MHz	3.797 37 GHz	-44.78 dBm	-4.78 dB

FR1 n48 / 20MHz / DFT-S OFDM / QPSK	
Middle Channel	
Full RB	

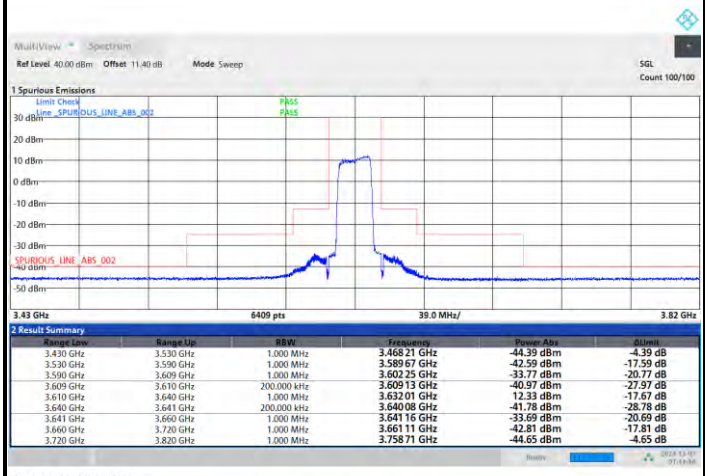

Range Low	Range Up	RBW	Frequency	Power Abs	ΔLimit
3.430 GHz	3.530 GHz	1.000 MHz	3.468 21 GHz	-44.39 dBm	-4.39 dB
3.530 GHz	3.590 GHz	1.000 MHz	3.589 67 GHz	-42.59 dBm	-17.59 dB
3.590 GHz	3.609 GHz	1.000 MHz	3.602 25 GHz	-33.77 dBm	-20.77 dB
3.609 GHz	3.610 GHz	200.000 kHz	3.609 13 GHz	-40.97 dBm	-27.97 dB
3.610 GHz	3.640 GHz	1.000 MHz	3.632 01 GHz	12.33 dBm	-17.67 dB
3.640 GHz	3.641 GHz	200.000 kHz	3.640 08 GHz	-41.78 dBm	-28.78 dB
3.641 GHz	3.660 GHz	1.000 MHz	3.641 16 GHz	-33.69 dBm	-20.69 dB
3.660 GHz	3.720 GHz	1.000 MHz	3.661 11 GHz	-42.81 dBm	-17.81 dB
3.720 GHz	3.820 GHz	1.000 MHz	3.758 71 GHz	-44.65 dBm	-4.65 dB

FR1 n48 / 20MHz / DFT-S OFDM / QPSK	
Highest Channel	
Full RB	

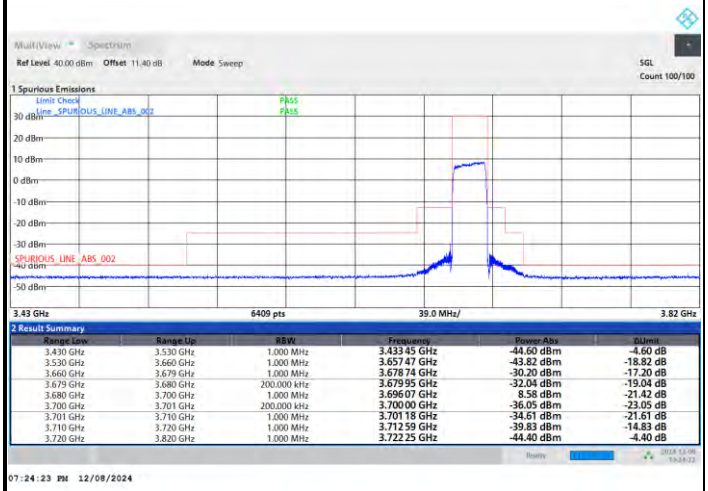

Range Low	Range Up	RBW	Frequency	Power Abs	DLimit
3.430 GHz	3.530 GHz	1.000 MHz	3.433 45 GHz	-44.60 dBm	-4.60 dB
3.530 GHz	3.660 GHz	1.000 MHz	3.657 47 GHz	-43.82 dBm	-18.82 dB
3.660 GHz	3.679 GHz	1.000 MHz	3.678 74 GHz	-30.20 dBm	-17.20 dB
3.679 GHz	3.680 GHz	200.000 kHz	3.679 95 GHz	-32.04 dBm	-19.04 dB
3.680 GHz	3.700 GHz	1.000 MHz	3.696 07 GHz	8.58 dBm	-21.42 dB
3.700 GHz	3.701 GHz	200.000 kHz	3.700 00 GHz	-36.05 dBm	-23.05 dB
3.701 GHz	3.710 GHz	1.000 MHz	3.701 18 GHz	-34.61 dBm	-21.61 dB
3.710 GHz	3.720 GHz	1.000 MHz	3.712 59 GHz	-39.83 dBm	-14.83 dB
3.720 GHz	3.820 GHz	1.000 MHz	3.722 25 GHz	-44.40 dBm	-4.40 dB

FR1 n48 / 20MHz / DFT-S OFDM / 16QAM	
Lowest Channel	
Full RB	

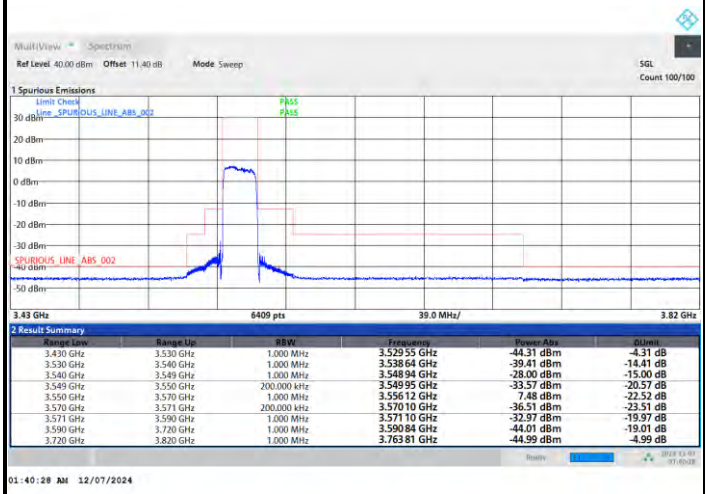

Range Low	Range Up	RBW	Frequency	Power Abs	DLimit
3.430 GHz	3.530 GHz	1.000 MHz	3.529 55 GHz	-44.31 dBm	-4.31 dB
3.530 GHz	3.540 GHz	1.000 MHz	3.538 64 GHz	-39.41 dBm	-14.41 dB
3.540 GHz	3.549 GHz	1.000 MHz	3.548 94 GHz	-28.00 dBm	-15.00 dB
3.549 GHz	3.550 GHz	200.000 kHz	3.549 95 GHz	-33.57 dBm	-20.57 dB
3.550 GHz	3.570 GHz	1.000 MHz	3.556 12 GHz	7.48 dBm	-22.52 dB
3.570 GHz	3.571 GHz	200.000 kHz	3.570 10 GHz	-36.51 dBm	-23.51 dB
3.571 GHz	3.590 GHz	1.000 MHz	3.571 10 GHz	-32.97 dBm	-19.97 dB
3.590 GHz	3.720 GHz	1.000 MHz	3.590 84 GHz	-44.01 dBm	-19.01 dB
3.720 GHz	3.820 GHz	1.000 MHz	3.763 81 GHz	-44.99 dBm	-4.99 dB

FR1 n48 / 20MHz / DFT-S OFDM / 16QAM	
Middle Channel	
Full RB	

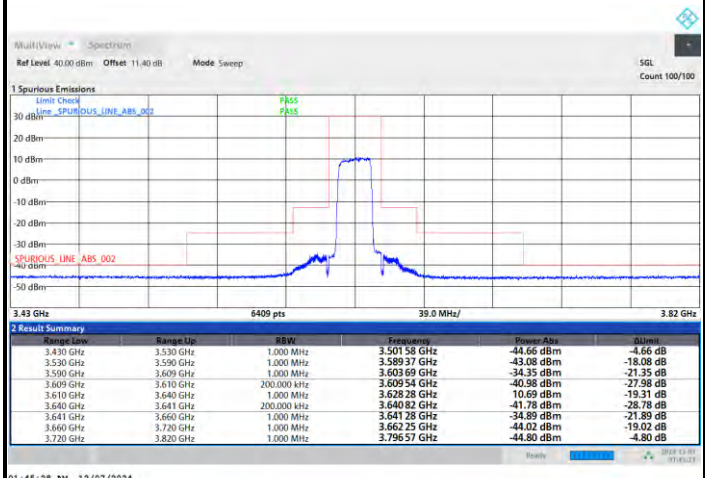

Range Low	Range Up	RBW	Frequency	Power Abs	ΔLimit
3.430 GHz	3.530 GHz	1.000 MHz	3.501 58 GHz	-44.66 dBm	-4.66 dB
3.530 GHz	3.590 GHz	1.000 MHz	3.589 37 GHz	-43.08 dBm	-18.08 dB
3.590 GHz	3.609 GHz	1.000 MHz	3.603 69 GHz	-34.35 dBm	-21.35 dB
3.609 GHz	3.610 GHz	200.000 kHz	3.609 54 GHz	-40.98 dBm	-27.98 dB
3.610 GHz	3.640 GHz	1.000 MHz	3.628 28 GHz	10.69 dBm	-19.31 dB
3.640 GHz	3.641 GHz	200.000 kHz	3.640 82 GHz	-41.78 dBm	-28.78 dB
3.641 GHz	3.660 GHz	1.000 MHz	3.641 28 GHz	-34.89 dBm	-21.89 dB
3.660 GHz	3.720 GHz	1.000 MHz	3.662 25 GHz	-44.02 dBm	-19.02 dB
3.720 GHz	3.820 GHz	1.000 MHz	3.796 57 GHz	-44.80 dBm	-4.80 dB

FR1 n48 / 20MHz / DFT-S OFDM / 16QAM	
Highest Channel	
Full RB	

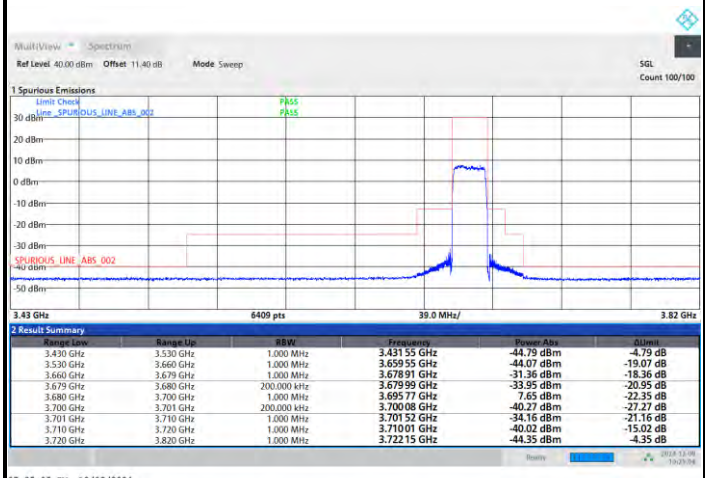

Range Low	Range Up	RBW	Frequency	Power Abs	ΔLimit
3.430 GHz	3.530 GHz	1.000 MHz	3.431 55 GHz	-44.79 dBm	-4.79 dB
3.530 GHz	3.660 GHz	1.000 MHz	3.659 55 GHz	-44.07 dBm	-19.07 dB
3.660 GHz	3.679 GHz	1.000 MHz	3.678 91 GHz	-31.36 dBm	-18.36 dB
3.679 GHz	3.680 GHz	200.000 kHz	3.679 99 GHz	-33.95 dBm	-20.95 dB
3.680 GHz	3.700 GHz	1.000 MHz	3.695 77 GHz	7.65 dBm	-22.35 dB
3.700 GHz	3.701 GHz	200.000 kHz	3.700 08 GHz	-40.27 dBm	-27.27 dB
3.701 GHz	3.710 GHz	1.000 MHz	3.701 52 GHz	-34.16 dBm	-21.16 dB
3.710 GHz	3.720 GHz	1.000 MHz	3.710 01 GHz	-40.02 dBm	-15.02 dB
3.720 GHz	3.820 GHz	1.000 MHz	3.722 15 GHz	-44.35 dBm	-4.35 dB

FR1 n48 / 20MHz / DFT-S OFDM / 64QAM	
Lowest Channel	
Full RB	

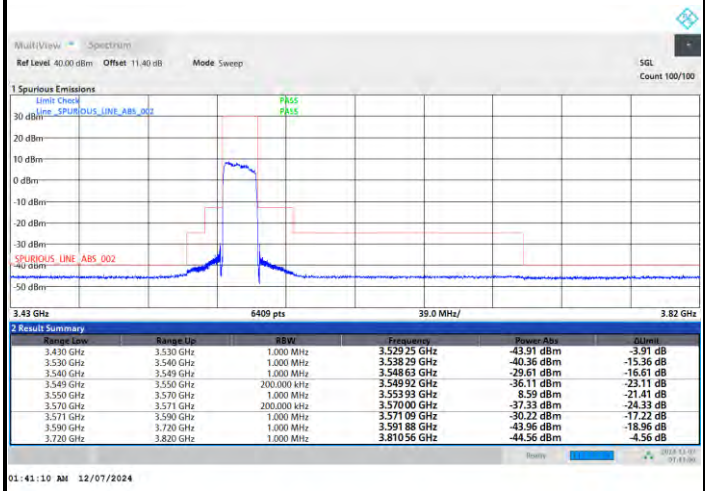

Range Low	Range Up	RBW	Frequency	Power Abs	ΔLimit
3.430 GHz	3.530 GHz	1.000 MHz	3.529 25 GHz	-43.91 dBm	-3.91 dB
3.530 GHz	3.540 GHz	1.000 MHz	3.538 29 GHz	-40.36 dBm	-15.36 dB
3.540 GHz	3.549 GHz	1.000 MHz	3.548 63 GHz	-29.61 dBm	-16.61 dB
3.549 GHz	3.550 GHz	200.000 kHz	3.549 92 GHz	-36.11 dBm	-23.11 dB
3.550 GHz	3.570 GHz	1.000 MHz	3.553 93 GHz	8.59 dBm	-21.41 dB
3.570 GHz	3.571 GHz	200.000 kHz	3.570 00 GHz	-37.33 dBm	-24.33 dB
3.571 GHz	3.590 GHz	1.000 MHz	3.571 09 GHz	-30.22 dBm	-17.22 dB
3.590 GHz	3.720 GHz	1.000 MHz	3.591 88 GHz	-43.96 dBm	-18.96 dB
3.720 GHz	3.820 GHz	1.000 MHz	3.810 56 GHz	-44.56 dBm	-4.56 dB

FR1 n48 / 20MHz / DFT-S OFDM / 64QAM	
Middle Channel	
Full RB	

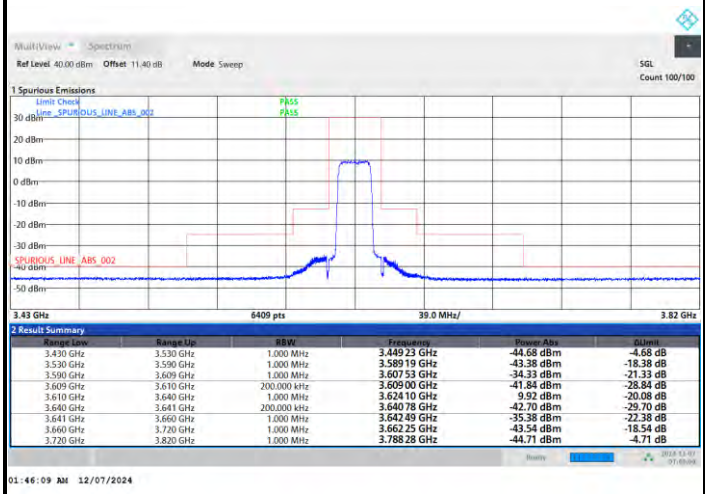

Range Low	Range Up	RBW	Frequency	Power Abs	ΔLimit
3.430 GHz	3.530 GHz	1.000 MHz	3.449 23 GHz	-44.68 dBm	-4.68 dB
3.530 GHz	3.590 GHz	1.000 MHz	3.589 19 GHz	-43.38 dBm	-18.38 dB
3.590 GHz	3.609 GHz	1.000 MHz	3.607 53 GHz	-34.33 dBm	-21.33 dB
3.609 GHz	3.610 GHz	200.000 kHz	3.609 00 GHz	-41.84 dBm	-28.84 dB
3.610 GHz	3.640 GHz	1.000 MHz	3.624 10 GHz	9.92 dBm	-20.08 dB
3.640 GHz	3.641 GHz	200.000 kHz	3.640 78 GHz	-42.70 dBm	-29.70 dB
3.641 GHz	3.660 GHz	1.000 MHz	3.642 49 GHz	-35.38 dBm	-22.38 dB
3.660 GHz	3.720 GHz	1.000 MHz	3.662 25 GHz	-43.54 dBm	-18.54 dB
3.720 GHz	3.820 GHz	1.000 MHz	3.788 28 GHz	-44.71 dBm	-4.71 dB

FR1 n48 / 20MHz / DFT-S OFDM / 64QAM	
Highest Channel	
Full RB	

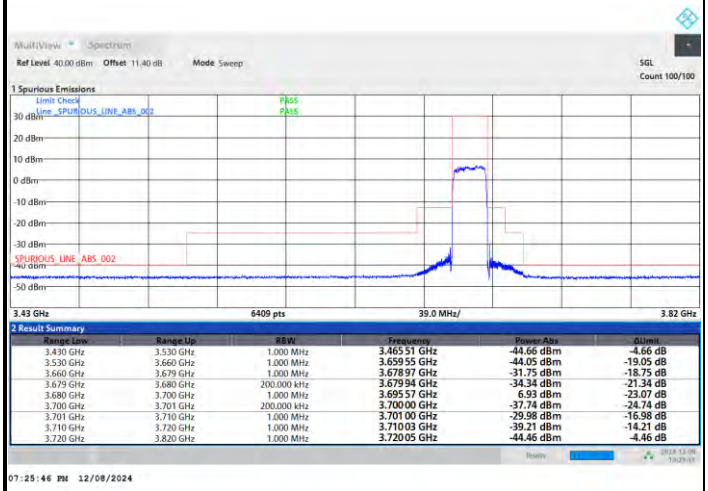

Range Low	Range Up	RBW	Frequency	Power Abs	ΔLimit
3.430 GHz	3.530 GHz	1.000 MHz	3.465 51 GHz	-44.66 dBm	-4.66 dB
3.530 GHz	3.660 GHz	1.000 MHz	3.659 55 GHz	-44.05 dBm	-19.05 dB
3.660 GHz	3.679 GHz	1.000 MHz	3.678 97 GHz	-31.75 dBm	-18.75 dB
3.679 GHz	3.680 GHz	200.000 kHz	3.679 94 GHz	-34.34 dBm	-21.34 dB
3.680 GHz	3.700 GHz	1.000 MHz	3.695 57 GHz	6.93 dBm	-23.07 dB
3.700 GHz	3.701 GHz	200.000 kHz	3.700 00 GHz	-37.74 dBm	-24.74 dB
3.701 GHz	3.710 GHz	1.000 MHz	3.701 00 GHz	-29.98 dBm	-16.98 dB
3.710 GHz	3.720 GHz	1.000 MHz	3.710 03 GHz	-39.21 dBm	-14.21 dB
3.720 GHz	3.820 GHz	1.000 MHz	3.720 05 GHz	-44.46 dBm	-4.46 dB

FR1 n48 / 20MHz / DFT-S OFDM / 256QAM	
Lowest Channel	
Full RB	

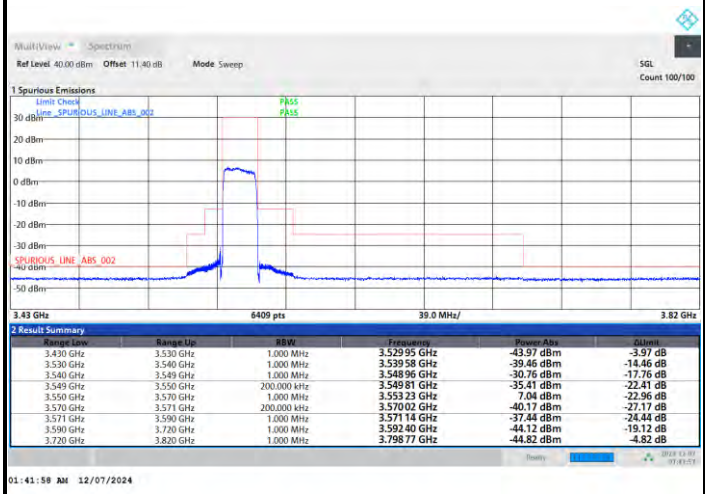

Range Low	Range Up	RBW	Frequency	Power Abs	ΔLimit
3.430 GHz	3.530 GHz	1.000 MHz	3.529 95 GHz	-43.97 dBm	-3.97 dB
3.530 GHz	3.540 GHz	1.000 MHz	3.539 58 GHz	-39.46 dBm	-14.46 dB
3.540 GHz	3.549 GHz	1.000 MHz	3.548 96 GHz	-30.76 dBm	-17.76 dB
3.549 GHz	3.550 GHz	200.000 kHz	3.549 81 GHz	-35.41 dBm	-22.41 dB
3.550 GHz	3.570 GHz	1.000 MHz	3.553 23 GHz	7.04 dBm	-22.96 dB
3.570 GHz	3.571 GHz	200.000 kHz	3.570 02 GHz	-40.17 dBm	-27.17 dB
3.571 GHz	3.590 GHz	1.000 MHz	3.571 14 GHz	-37.44 dBm	-24.44 dB
3.590 GHz	3.720 GHz	1.000 MHz	3.592 40 GHz	-44.12 dBm	-19.12 dB
3.720 GHz	3.820 GHz	1.000 MHz	3.798 77 GHz	-44.82 dBm	-4.82 dB

FR1 n48 / 20MHz / DFT-S OFDM / 256QAM	
Middle Channel	
Full RB	

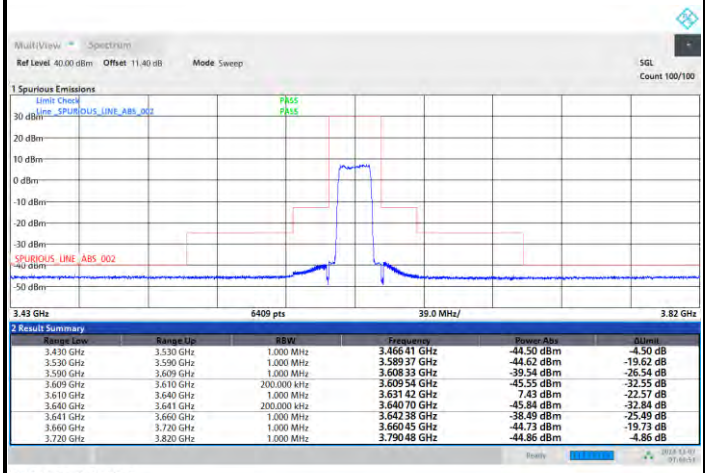

Range Low	Range Up	RBW	Frequency	Power Abs	ΔLimit
3.430 GHz	3.530 GHz	1.000 MHz	3.466 41 GHz	-44.50 dBm	-4.50 dB
3.530 GHz	3.590 GHz	1.000 MHz	3.589 37 GHz	-44.62 dBm	-19.62 dB
3.590 GHz	3.609 GHz	1.000 MHz	3.608 33 GHz	-39.54 dBm	-26.54 dB
3.609 GHz	3.610 GHz	200.000 kHz	3.609 54 GHz	-45.55 dBm	-32.55 dB
3.610 GHz	3.640 GHz	1.000 MHz	3.631 42 GHz	7.43 dBm	-22.57 dB
3.640 GHz	3.641 GHz	200.000 kHz	3.640 70 GHz	-45.84 dBm	-32.84 dB
3.641 GHz	3.660 GHz	1.000 MHz	3.642 38 GHz	-38.49 dBm	-25.49 dB
3.660 GHz	3.720 GHz	1.000 MHz	3.660 45 GHz	-44.73 dBm	-19.73 dB
3.720 GHz	3.820 GHz	1.000 MHz	3.790 48 GHz	-44.86 dBm	-4.86 dB

FR1 n48 / 20MHz / DFT-S OFDM / 256QAM	
Highest Channel	
Full RB	

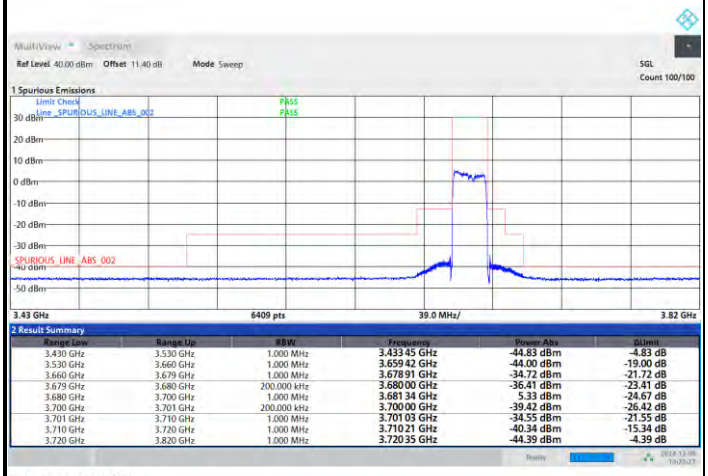

Range Low	Range Up	RBW	Frequency	Power Abs	ΔLimit
3.430 GHz	3.530 GHz	1.000 MHz	3.433 45 GHz	-44.83 dBm	-4.83 dB
3.530 GHz	3.660 GHz	1.000 MHz	3.659 42 GHz	-44.00 dBm	-19.00 dB
3.660 GHz	3.679 GHz	1.000 MHz	3.678 91 GHz	-34.72 dBm	-21.72 dB
3.679 GHz	3.680 GHz	200.000 kHz	3.680 00 GHz	-36.41 dBm	-23.41 dB
3.680 GHz	3.700 GHz	1.000 MHz	3.681 34 GHz	5.33 dBm	-24.67 dB
3.700 GHz	3.701 GHz	200.000 kHz	3.700 00 GHz	-39.42 dBm	-26.42 dB
3.701 GHz	3.710 GHz	1.000 MHz	3.701 03 GHz	-34.55 dBm	-21.55 dB
3.710 GHz	3.720 GHz	1.000 MHz	3.710 21 GHz	-40.34 dBm	-15.34 dB
3.720 GHz	3.820 GHz	1.000 MHz	3.720 35 GHz	-44.39 dBm	-4.39 dB

FR1 n48 / 30MHz / DFT-S OFDM / PI/2 BPSK	
Lowest Channel	
Full RB	

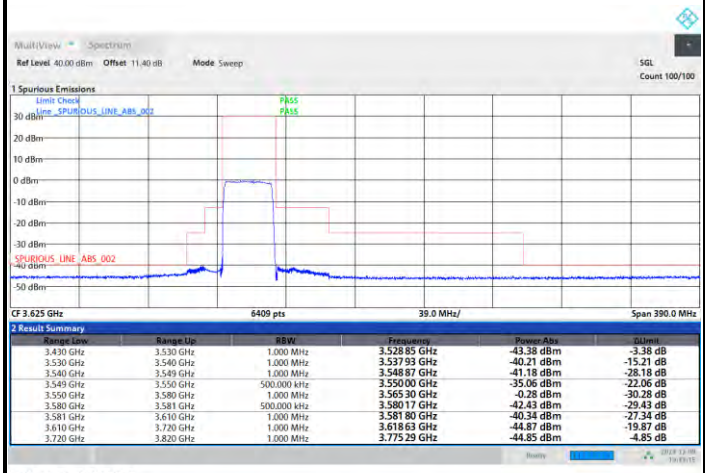

Range Low	Range Up	RBW	Frequency	Power Abs	ΔLimit
3.430 GHz	3.530 GHz	1.000 MHz	3.528 85 GHz	-43.38 dBm	-3.38 dB
3.530 GHz	3.540 GHz	1.000 MHz	3.537 93 GHz	-40.21 dBm	-15.21 dB
3.540 GHz	3.549 GHz	1.000 MHz	3.548 87 GHz	-41.18 dBm	-28.18 dB
3.549 GHz	3.550 GHz	500.000 kHz	3.550 00 GHz	-35.06 dBm	-22.06 dB
3.550 GHz	3.580 GHz	1.000 MHz	3.565 30 GHz	-0.28 dBm	-30.28 dB
3.580 GHz	3.581 GHz	500.000 kHz	3.580 17 GHz	-42.43 dBm	-29.43 dB
3.581 GHz	3.610 GHz	1.000 MHz	3.581 80 GHz	-40.34 dBm	-27.34 dB
3.610 GHz	3.720 GHz	1.000 MHz	3.618 63 GHz	-44.87 dBm	-19.87 dB
3.720 GHz	3.820 GHz	1.000 MHz	3.775 29 GHz	-44.85 dBm	-4.85 dB

FR1 n48 / 30MHz / DFT-S OFDM / PI/2 BPSK	
Middle Channel	
Full RB	

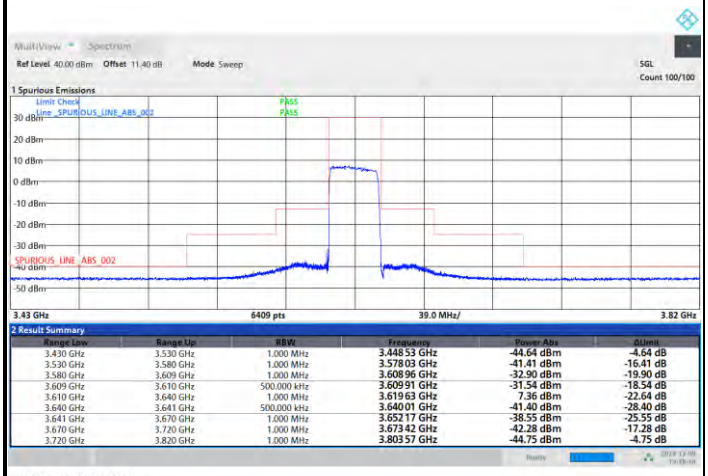

Range Low	Range Up	RBW	Frequency	Power Abs	ΔLimit
3.430 GHz	3.530 GHz	1.000 MHz	3.448 53 GHz	-44.64 dBm	-4.64 dB
3.530 GHz	3.580 GHz	1.000 MHz	3.578 03 GHz	-41.41 dBm	-16.41 dB
3.580 GHz	3.609 GHz	1.000 MHz	3.608 96 GHz	-32.90 dBm	-19.90 dB
3.609 GHz	3.610 GHz	500.000 kHz	3.609 91 GHz	-31.54 dBm	-18.54 dB
3.610 GHz	3.640 GHz	1.000 MHz	3.619 63 GHz	7.36 dBm	-22.64 dB
3.640 GHz	3.641 GHz	500.000 kHz	3.640 01 GHz	-41.40 dBm	-28.40 dB
3.641 GHz	3.670 GHz	1.000 MHz	3.652 17 GHz	-38.55 dBm	-25.55 dB
3.670 GHz	3.720 GHz	1.000 MHz	3.673 42 GHz	-42.28 dBm	-17.28 dB
3.720 GHz	3.820 GHz	1.000 MHz	3.803 57 GHz	-44.75 dBm	-4.75 dB

FR1 n48 / 30MHz / DFT-S OFDM / PI/2 BPSK	
Highest Channel	
Full RB	

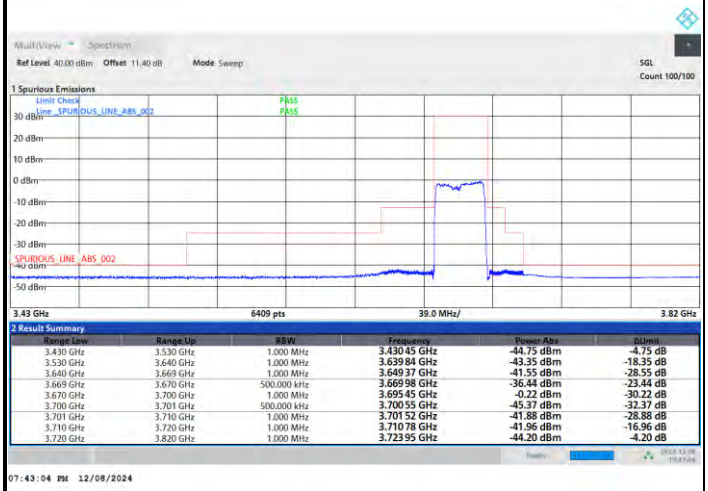

Range Low	Range Up	RBW	Frequency	Power Abs	DLimit
3.430 GHz	3.530 GHz	1.000 MHz	3.430 45 GHz	-44.75 dBm	-4.75 dB
3.530 GHz	3.640 GHz	1.000 MHz	3.639 84 GHz	-43.35 dBm	-18.35 dB
3.640 GHz	3.669 GHz	1.000 MHz	3.649 37 GHz	-41.55 dBm	-28.55 dB
3.669 GHz	3.670 GHz	500.000 kHz	3.669 98 GHz	-36.44 dBm	-23.44 dB
3.670 GHz	3.700 GHz	1.000 MHz	3.695 45 GHz	-0.22 dBm	-30.22 dB
3.700 GHz	3.701 GHz	500.000 kHz	3.700 55 GHz	-45.37 dBm	-32.37 dB
3.701 GHz	3.710 GHz	1.000 MHz	3.701 52 GHz	-41.88 dBm	-28.88 dB
3.710 GHz	3.720 GHz	1.000 MHz	3.710 78 GHz	-41.96 dBm	-16.96 dB
3.720 GHz	3.820 GHz	1.000 MHz	3.723 95 GHz	-44.20 dBm	-4.20 dB

FR1 n48 / 30MHz / DFT-S OFDM / QPSK	
Lowest Channel	
Full RB	

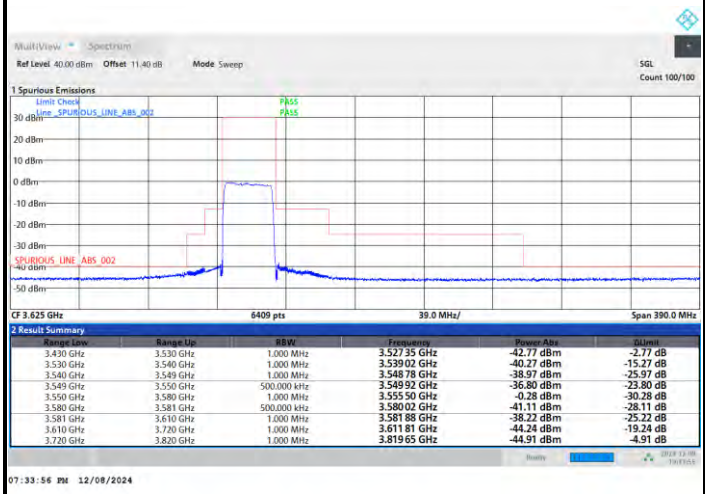

Range Low	Range Up	RBW	Frequency	Power Abs	DLimit
3.430 GHz	3.530 GHz	1.000 MHz	3.527 35 GHz	-42.77 dBm	-2.77 dB
3.530 GHz	3.540 GHz	1.000 MHz	3.539 02 GHz	-40.27 dBm	-15.27 dB
3.540 GHz	3.549 GHz	1.000 MHz	3.548 78 GHz	-38.97 dBm	-25.97 dB
3.549 GHz	3.550 GHz	500.000 kHz	3.549 92 GHz	-36.80 dBm	-23.80 dB
3.550 GHz	3.580 GHz	1.000 MHz	3.555 50 GHz	-0.28 dBm	-30.28 dB
3.580 GHz	3.581 GHz	500.000 kHz	3.580 02 GHz	-41.11 dBm	-28.11 dB
3.581 GHz	3.610 GHz	1.000 MHz	3.581 88 GHz	-38.22 dBm	-25.22 dB
3.610 GHz	3.720 GHz	1.000 MHz	3.611 81 GHz	-44.24 dBm	-19.24 dB
3.720 GHz	3.820 GHz	1.000 MHz	3.819 65 GHz	-44.91 dBm	-4.91 dB

FR1 n48 / 30MHz / DFT-S OFDM / QPSK	
Middle Channel	
Full RB	

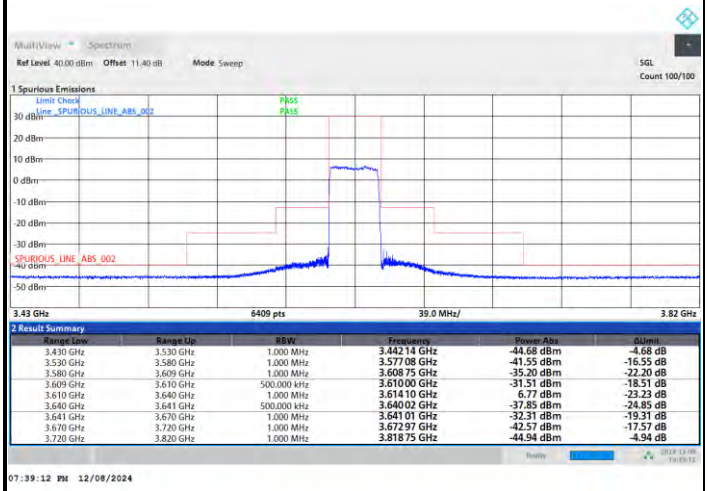

Range Low	Range Up	RBW	Frequency	Power Abs	ΔLimit
3.430 GHz	3.530 GHz	1.000 MHz	3.442 14 GHz	-44.68 dBm	-4.68 dB
3.530 GHz	3.580 GHz	1.000 MHz	3.577 08 GHz	-41.55 dBm	-16.55 dB
3.580 GHz	3.609 GHz	1.000 MHz	3.608 75 GHz	-35.20 dBm	-22.20 dB
3.609 GHz	3.610 GHz	500.000 kHz	3.610 00 GHz	-31.51 dBm	-18.51 dB
3.610 GHz	3.640 GHz	1.000 MHz	3.614 10 GHz	6.77 dBm	-23.23 dB
3.640 GHz	3.641 GHz	500.000 kHz	3.640 02 GHz	-37.85 dBm	-24.85 dB
3.641 GHz	3.670 GHz	1.000 MHz	3.641 01 GHz	-32.31 dBm	-19.31 dB
3.670 GHz	3.720 GHz	1.000 MHz	3.672 97 GHz	-42.57 dBm	-17.57 dB
3.720 GHz	3.820 GHz	1.000 MHz	3.818 75 GHz	-44.94 dBm	-4.94 dB

FR1 n48 / 30MHz / DFT-S OFDM / QPSK	
Highest Channel	
Full RB	

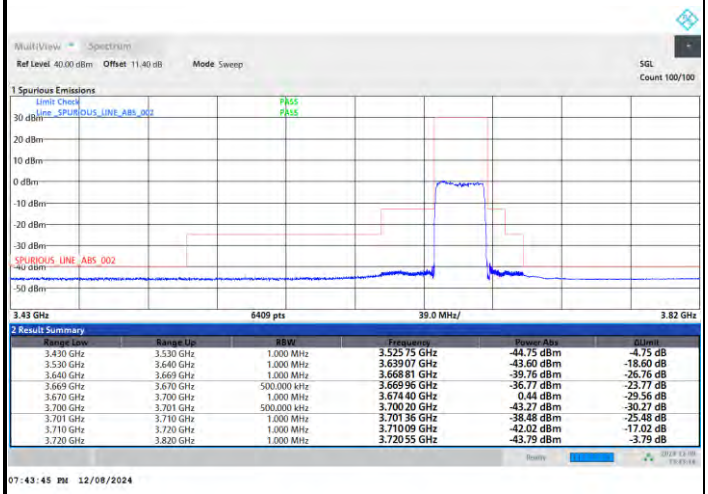

Range Low	Range Up	RBW	Frequency	Power Abs	ΔLimit
3.430 GHz	3.530 GHz	1.000 MHz	3.525 75 GHz	-44.75 dBm	-4.75 dB
3.530 GHz	3.640 GHz	1.000 MHz	3.639 07 GHz	-43.60 dBm	-18.60 dB
3.640 GHz	3.669 GHz	1.000 MHz	3.668 81 GHz	-39.76 dBm	-26.76 dB
3.669 GHz	3.670 GHz	500.000 kHz	3.669 96 GHz	-36.77 dBm	-23.77 dB
3.670 GHz	3.700 GHz	1.000 MHz	3.674 40 GHz	0.44 dBm	-29.56 dB
3.700 GHz	3.701 GHz	500.000 kHz	3.700 20 GHz	-43.27 dBm	-30.27 dB
3.701 GHz	3.710 GHz	1.000 MHz	3.701 36 GHz	-38.48 dBm	-25.48 dB
3.710 GHz	3.720 GHz	1.000 MHz	3.710 09 GHz	-42.02 dBm	-17.02 dB
3.720 GHz	3.820 GHz	1.000 MHz	3.720 55 GHz	-43.79 dBm	-3.79 dB

FR1 n48 / 30MHz / DFT-S OFDM / 16QAM	
Lowest Channel	
Full RB	

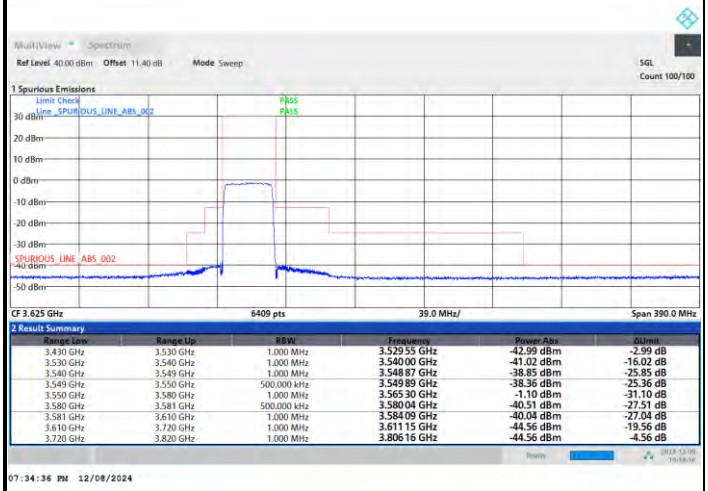

Range Low	Range Up	RBW	Frequency	Power Abs	ΔLimit
3.430 GHz	3.530 GHz	1.000 MHz	3.529 55 GHz	-42.99 dBm	-2.99 dB
3.530 GHz	3.540 GHz	1.000 MHz	3.540 00 GHz	-41.02 dBm	-16.02 dB
3.540 GHz	3.549 GHz	1.000 MHz	3.548 87 GHz	-38.85 dBm	-25.85 dB
3.549 GHz	3.550 GHz	500.000 kHz	3.549 89 GHz	-38.36 dBm	-25.36 dB
3.550 GHz	3.580 GHz	1.000 MHz	3.565 30 GHz	-1.10 dBm	-31.10 dB
3.580 GHz	3.581 GHz	500.000 kHz	3.580 04 GHz	-40.51 dBm	-27.51 dB
3.581 GHz	3.610 GHz	1.000 MHz	3.584 09 GHz	-40.04 dBm	-27.04 dB
3.610 GHz	3.720 GHz	1.000 MHz	3.611 15 GHz	-44.56 dBm	-19.56 dB
3.720 GHz	3.820 GHz	1.000 MHz	3.806 16 GHz	-44.56 dBm	-4.56 dB

FR1 n48 / 30MHz / DFT-S OFDM / 16QAM	
Middle Channel	
Full RB	

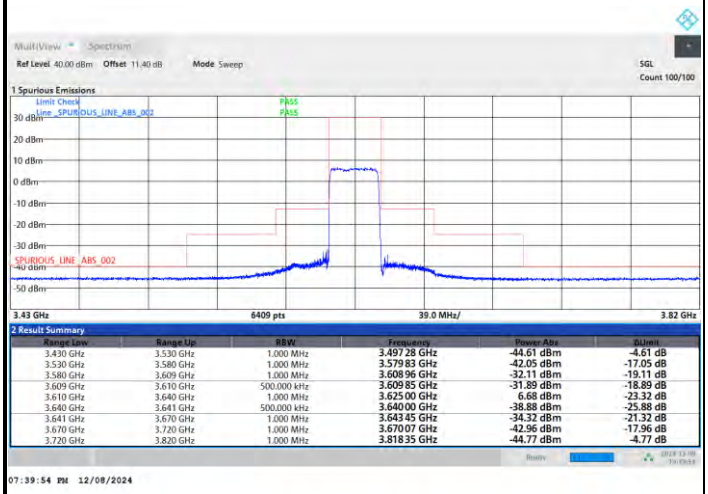

Range Low	Range Up	RBW	Frequency	Power Abs	ΔLimit
3.430 GHz	3.530 GHz	1.000 MHz	3.497 28 GHz	-44.61 dBm	-4.61 dB
3.530 GHz	3.580 GHz	1.000 MHz	3.579 83 GHz	-42.05 dBm	-17.05 dB
3.580 GHz	3.609 GHz	1.000 MHz	3.608 96 GHz	-32.11 dBm	-19.11 dB
3.609 GHz	3.610 GHz	500.000 kHz	3.609 85 GHz	-31.89 dBm	-18.89 dB
3.610 GHz	3.640 GHz	1.000 MHz	3.625 00 GHz	6.68 dBm	-23.32 dB
3.640 GHz	3.641 GHz	500.000 kHz	3.640 00 GHz	-38.88 dBm	-25.88 dB
3.641 GHz	3.670 GHz	1.000 MHz	3.643 45 GHz	-34.32 dBm	-21.32 dB
3.670 GHz	3.720 GHz	1.000 MHz	3.670 07 GHz	-42.96 dBm	-17.96 dB
3.720 GHz	3.820 GHz	1.000 MHz	3.818 35 GHz	-44.77 dBm	-4.77 dB

FR1 n48 / 30MHz / DFT-S OFDM / 16QAM	
Highest Channel	
Full RB	

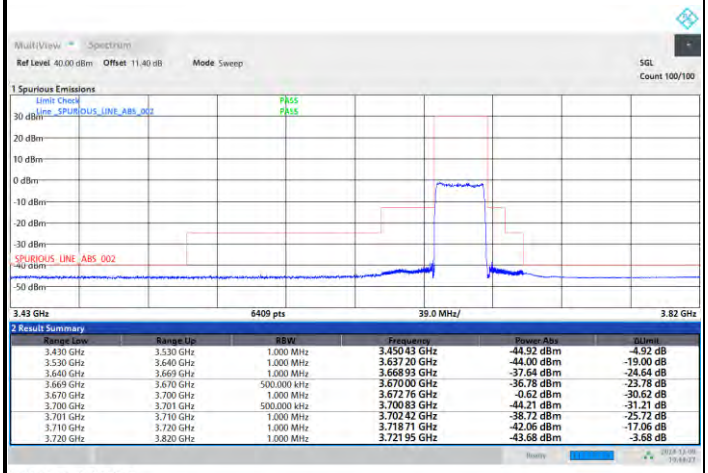

Range Low	Range Up	RBW	Frequency	Power Abs	DLimit
3.430 GHz	3.530 GHz	1.000 MHz	3.450 43 GHz	-44.92 dBm	-4.92 dB
3.530 GHz	3.640 GHz	1.000 MHz	3.637 20 GHz	-44.00 dBm	-19.00 dB
3.640 GHz	3.669 GHz	1.000 MHz	3.668 93 GHz	-37.64 dBm	-24.64 dB
3.669 GHz	3.670 GHz	500.000 kHz	3.670 00 GHz	-36.78 dBm	-23.78 dB
3.670 GHz	3.700 GHz	1.000 MHz	3.672 76 GHz	-0.62 dBm	-30.62 dB
3.700 GHz	3.701 GHz	500.000 kHz	3.700 83 GHz	-44.21 dBm	-31.21 dB
3.701 GHz	3.710 GHz	1.000 MHz	3.702 42 GHz	-38.72 dBm	-25.72 dB
3.710 GHz	3.720 GHz	1.000 MHz	3.718 71 GHz	-42.06 dBm	-17.06 dB
3.720 GHz	3.820 GHz	1.000 MHz	3.721 95 GHz	-43.68 dBm	-3.68 dB

FR1 n48 / 30MHz / DFT-S OFDM / 64QAM	
Lowest Channel	
Full RB	

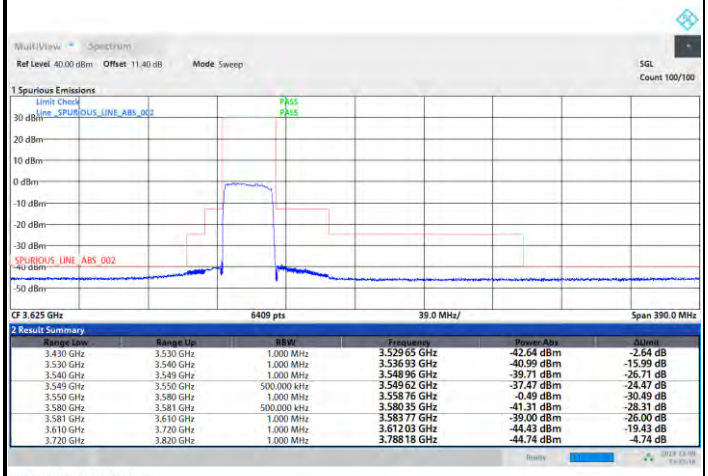

Range Low	Range Up	RBW	Frequency	Power Abs	DLimit
3.430 GHz	3.530 GHz	1.000 MHz	3.529 65 GHz	-42.64 dBm	-2.64 dB
3.530 GHz	3.540 GHz	1.000 MHz	3.536 93 GHz	-40.99 dBm	-15.99 dB
3.540 GHz	3.549 GHz	1.000 MHz	3.548 96 GHz	-39.71 dBm	-26.71 dB
3.549 GHz	3.550 GHz	500.000 kHz	3.549 62 GHz	-37.47 dBm	-24.47 dB
3.550 GHz	3.580 GHz	1.000 MHz	3.558 76 GHz	-0.49 dBm	-30.49 dB
3.580 GHz	3.581 GHz	500.000 kHz	3.580 35 GHz	-41.31 dBm	-28.31 dB
3.581 GHz	3.610 GHz	1.000 MHz	3.583 77 GHz	-39.00 dBm	-26.00 dB
3.610 GHz	3.720 GHz	1.000 MHz	3.612 03 GHz	-44.43 dBm	-19.43 dB
3.720 GHz	3.820 GHz	1.000 MHz	3.788 18 GHz	-44.74 dBm	-4.74 dB

FR1 n48 / 30MHz / DFT-S OFDM / 64QAM	
Middle Channel	
Full RB	

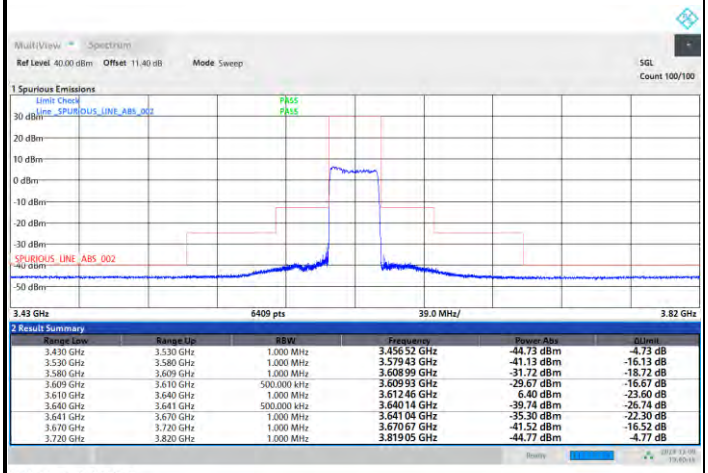

Range Low	Range Up	RBW	Frequency	Power Abs	ΔLimit
3.430 GHz	3.530 GHz	1.000 MHz	3.456 52 GHz	-44.73 dBm	-4.73 dB
3.530 GHz	3.580 GHz	1.000 MHz	3.579 43 GHz	-41.13 dBm	-16.13 dB
3.580 GHz	3.609 GHz	1.000 MHz	3.608 99 GHz	-31.72 dBm	-18.72 dB
3.609 GHz	3.610 GHz	500.000 kHz	3.609 93 GHz	-29.67 dBm	-16.67 dB
3.610 GHz	3.640 GHz	1.000 MHz	3.612 46 GHz	6.40 dBm	-23.60 dB
3.640 GHz	3.641 GHz	500.000 kHz	3.640 14 GHz	-39.74 dBm	-26.74 dB
3.641 GHz	3.670 GHz	1.000 MHz	3.641 04 GHz	-35.30 dBm	-22.30 dB
3.670 GHz	3.720 GHz	1.000 MHz	3.670 67 GHz	-41.52 dBm	-16.52 dB
3.720 GHz	3.820 GHz	1.000 MHz	3.819 05 GHz	-44.77 dBm	-4.77 dB

FR1 n48 / 30MHz / DFT-S OFDM / 64QAM	
Highest Channel	
Full RB	

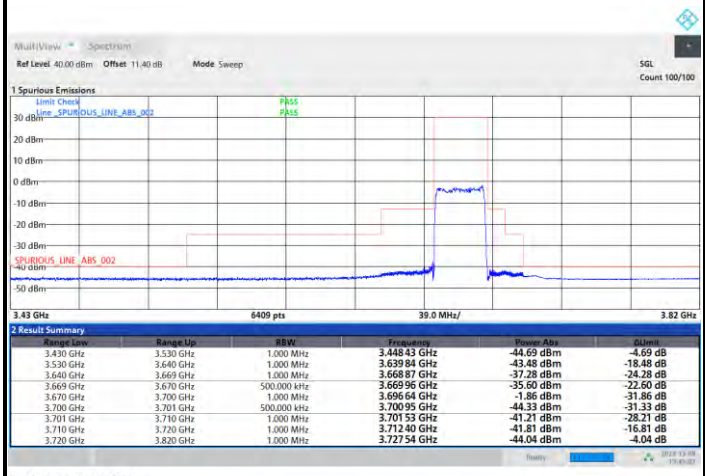

Range Low	Range Up	RBW	Frequency	Power Abs	ΔLimit
3.430 GHz	3.530 GHz	1.000 MHz	3.448 43 GHz	-44.69 dBm	-4.69 dB
3.530 GHz	3.640 GHz	1.000 MHz	3.639 84 GHz	-43.48 dBm	-18.48 dB
3.640 GHz	3.669 GHz	1.000 MHz	3.668 87 GHz	-37.28 dBm	-24.28 dB
3.669 GHz	3.670 GHz	500.000 kHz	3.669 96 GHz	-35.60 dBm	-22.60 dB
3.670 GHz	3.700 GHz	1.000 MHz	3.696 64 GHz	-1.86 dBm	-31.86 dB
3.700 GHz	3.701 GHz	500.000 kHz	3.700 95 GHz	-44.33 dBm	-31.33 dB
3.701 GHz	3.710 GHz	1.000 MHz	3.701 53 GHz	-41.21 dBm	-28.21 dB
3.710 GHz	3.720 GHz	1.000 MHz	3.712 40 GHz	-41.81 dBm	-16.81 dB
3.720 GHz	3.820 GHz	1.000 MHz	3.727 54 GHz	-44.04 dBm	-4.04 dB

FR1 n48 / 30MHz / DFT-S OFDM / 256QAM	
Lowest Channel	
Full RB	

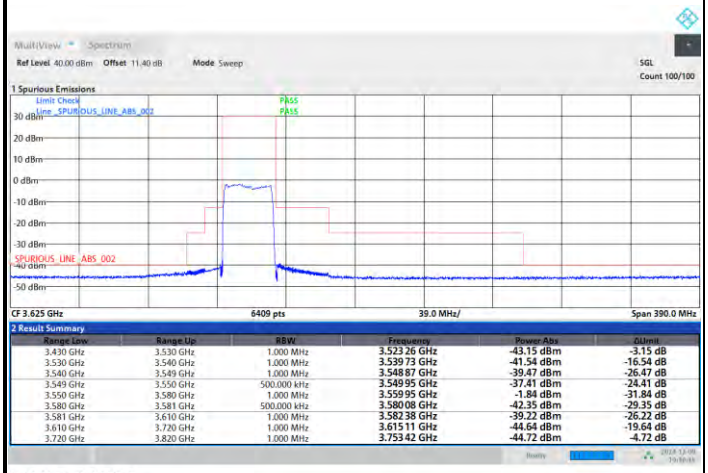

Range Low	Range Up	RBW	Frequency	Power Abs	ΔLimit
3.430 GHz	3.530 GHz	1.000 MHz	3.523 26 GHz	-43.15 dBm	-3.15 dB
3.530 GHz	3.540 GHz	1.000 MHz	3.539 73 GHz	-41.54 dBm	-16.54 dB
3.540 GHz	3.549 GHz	1.000 MHz	3.548 87 GHz	-39.47 dBm	-26.47 dB
3.549 GHz	3.550 GHz	500.000 kHz	3.549 95 GHz	-37.41 dBm	-24.41 dB
3.550 GHz	3.580 GHz	1.000 MHz	3.559 95 GHz	-1.84 dBm	-31.84 dB
3.580 GHz	3.581 GHz	500.000 kHz	3.580 08 GHz	-42.35 dBm	-29.35 dB
3.581 GHz	3.610 GHz	1.000 MHz	3.582 38 GHz	-39.22 dBm	-26.22 dB
3.610 GHz	3.720 GHz	1.000 MHz	3.615 11 GHz	-44.64 dBm	-19.64 dB
3.720 GHz	3.820 GHz	1.000 MHz	3.753 42 GHz	-44.72 dBm	-4.72 dB

FR1 n48 / 30MHz / DFT-S OFDM / 256QAM	
Middle Channel	
Full RB	

Range Low	Range Up	RBW	Frequency	Power Abs	ΔLimit
3.430 GHz	3.530 GHz	1.000 MHz	3.501 88 GHz	-44.67 dBm	-4.67 dB
3.530 GHz	3.580 GHz	1.000 MHz	3.579 88 GHz	-41.61 dBm	-16.61 dB
3.580 GHz	3.609 GHz	1.000 MHz	3.608 72 GHz	-36.23 dBm	-23.23 dB
3.609 GHz	3.610 GHz	500.000 kHz	3.610 00 GHz	-31.83 dBm	-18.83 dB
3.610 GHz	3.640 GHz	1.000 MHz	3.612 76 GHz	5.24 dBm	-24.76 dB
3.640 GHz	3.641 GHz	500.000 kHz	3.640 01 GHz	-42.06 dBm	-29.06 dB
3.641 GHz	3.670 GHz	1.000 MHz	3.655 82 GHz	-39.62 dBm	-26.62 dB
3.670 GHz	3.720 GHz	1.000 MHz	3.671 97 GHz	-42.48 dBm	-17.48 dB
3.720 GHz	3.820 GHz	1.000 MHz	3.794 48 GHz	-44.72 dBm	-4.72 dB

FR1 n48 / 30MHz / DFT-S OFDM / 256QAM	
Highest Channel	
Full RB	

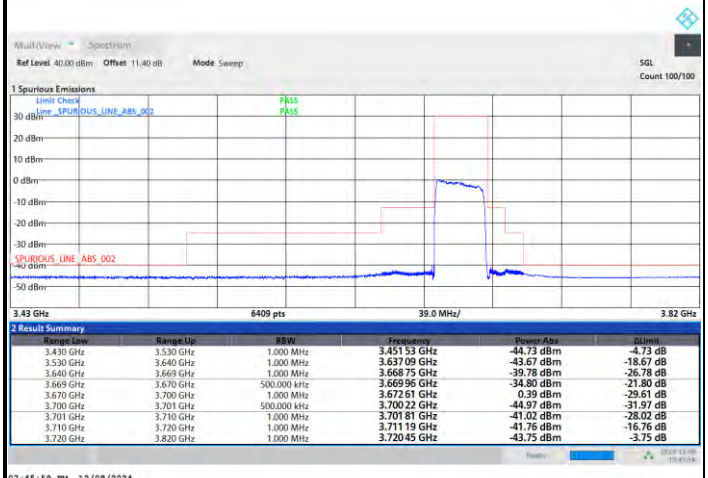

Range Low	Range Up	RBW	Frequency	Power Abs	ΔLimit
3.430 GHz	3.530 GHz	1.000 MHz	3.451 53 GHz	-44.73 dBm	-4.73 dB
3.530 GHz	3.640 GHz	1.000 MHz	3.637 09 GHz	-43.67 dBm	-18.67 dB
3.640 GHz	3.669 GHz	1.000 MHz	3.668 75 GHz	-39.78 dBm	-26.78 dB
3.669 GHz	3.670 GHz	500.000 kHz	3.669 96 GHz	-34.80 dBm	-21.80 dB
3.670 GHz	3.700 GHz	1.000 MHz	3.672 61 GHz	0.39 dBm	-29.61 dB
3.700 GHz	3.701 GHz	500.000 kHz	3.700 22 GHz	-44.97 dBm	-31.97 dB
3.701 GHz	3.710 GHz	1.000 MHz	3.701 81 GHz	-41.02 dBm	-28.02 dB
3.710 GHz	3.720 GHz	1.000 MHz	3.711 19 GHz	-41.76 dBm	-16.76 dB
3.720 GHz	3.820 GHz	1.000 MHz	3.720 45 GHz	-43.75 dBm	-3.75 dB

FR1 n48 / 40MHz / DFT-S OFDM / PI/2 BPSK

Lowest Channel

1RB0

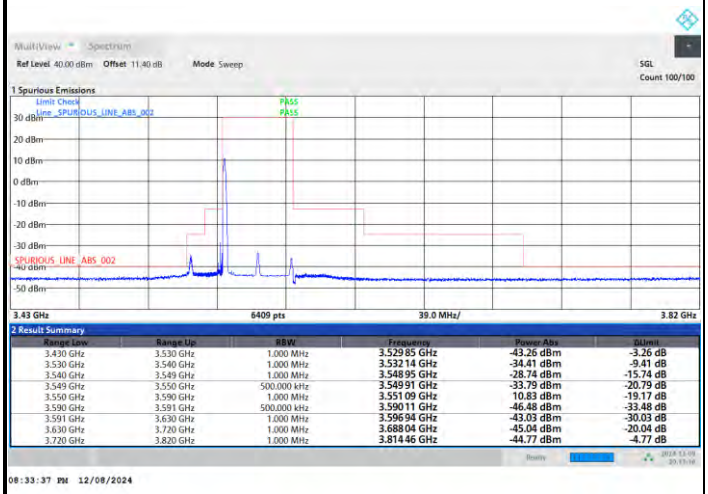

Range Low	Range Up	RBW	Frequency	Power Abs	ΔLimit
3.430 GHz	3.530 GHz	1.000 MHz	3.529 85 GHz	-43.26 dBm	-3.26 dB
3.530 GHz	3.540 GHz	1.000 MHz	3.532 14 GHz	-34.41 dBm	-9.41 dB
3.540 GHz	3.549 GHz	1.000 MHz	3.548 95 GHz	-28.74 dBm	-15.74 dB
3.549 GHz	3.550 GHz	500.000 kHz	3.549 91 GHz	-33.79 dBm	-20.79 dB
3.550 GHz	3.590 GHz	1.000 MHz	3.551 09 GHz	10.83 dBm	-19.17 dB
3.590 GHz	3.591 GHz	500.000 kHz	3.590 11 GHz	-46.48 dBm	-33.48 dB
3.591 GHz	3.630 GHz	1.000 MHz	3.596 94 GHz	-43.03 dBm	-30.03 dB
3.630 GHz	3.720 GHz	1.000 MHz	3.688 04 GHz	-45.04 dBm	-20.04 dB
3.720 GHz	3.820 GHz	1.000 MHz	3.814 46 GHz	-44.77 dBm	-4.77 dB

08:33:37 PM 12/08/2024

1RBmax

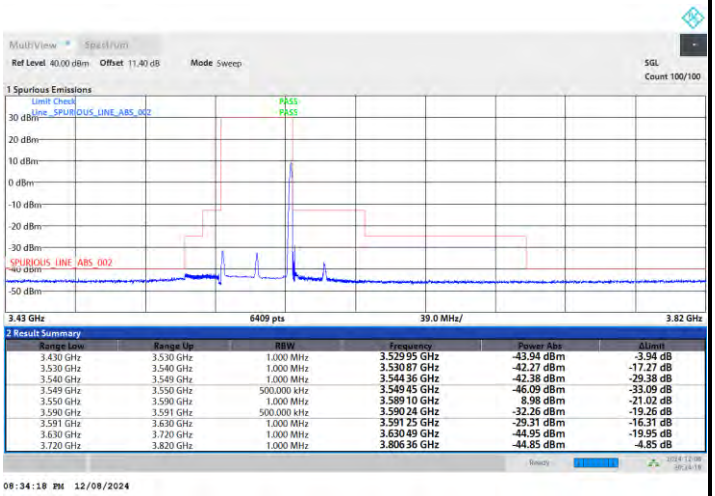

Range Low	Range Up	RBW	Frequency	Power Abs	ΔLimit
3.430 GHz	3.530 GHz	1.000 MHz	3.529 95 GHz	-43.94 dBm	-3.94 dB
3.530 GHz	3.540 GHz	1.000 MHz	3.530 87 GHz	-42.27 dBm	-17.27 dB
3.540 GHz	3.549 GHz	1.000 MHz	3.544 36 GHz	-42.38 dBm	-29.38 dB
3.549 GHz	3.550 GHz	500.000 kHz	3.549 45 GHz	-46.09 dBm	-33.09 dB
3.550 GHz	3.590 GHz	1.000 MHz	3.589 10 GHz	8.98 dBm	-21.02 dB
3.590 GHz	3.591 GHz	500.000 kHz	3.590 24 GHz	-32.26 dBm	-19.26 dB
3.591 GHz	3.630 GHz	1.000 MHz	3.591 25 GHz	-29.31 dBm	-16.31 dB
3.630 GHz	3.720 GHz	1.000 MHz	3.630 49 GHz	-44.95 dBm	-19.95 dB
3.720 GHz	3.820 GHz	1.000 MHz	3.806 36 GHz	-44.85 dBm	-4.85 dB

08:34:18 PM 12/08/2024

Full RB

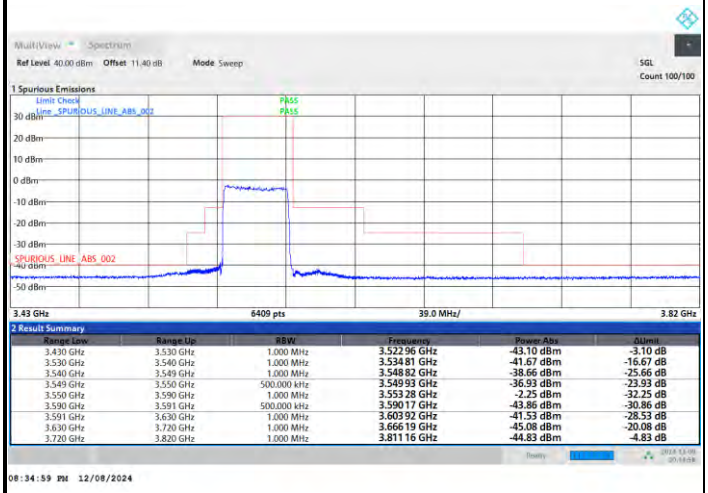

Range Low	Range Up	RBW	Frequency	Power Abs	ΔLimit
3.430 GHz	3.530 GHz	1.000 MHz	3.522 96 GHz	-43.10 dBm	-3.10 dB
3.530 GHz	3.540 GHz	1.000 MHz	3.534 81 GHz	-41.67 dBm	-16.67 dB
3.540 GHz	3.549 GHz	1.000 MHz	3.548 82 GHz	-38.66 dBm	-25.66 dB
3.549 GHz	3.550 GHz	500.000 kHz	3.549 93 GHz	-36.93 dBm	-23.93 dB
3.550 GHz	3.590 GHz	1.000 MHz	3.553 28 GHz	-2.25 dBm	-32.25 dB
3.590 GHz	3.591 GHz	500.000 kHz	3.590 17 GHz	-43.86 dBm	-30.86 dB
3.591 GHz	3.630 GHz	1.000 MHz	3.603 92 GHz	-41.53 dBm	-28.53 dB
3.630 GHz	3.720 GHz	1.000 MHz	3.666 19 GHz	-45.08 dBm	-20.08 dB
3.720 GHz	3.820 GHz	1.000 MHz	3.811 16 GHz	-44.83 dBm	-4.83 dB

08:34:59 PM 12/08/2024

FR1 n48 / 40MHz / DFT-S OFDM / PI/2 BPSK

Middle Channel

1RB0

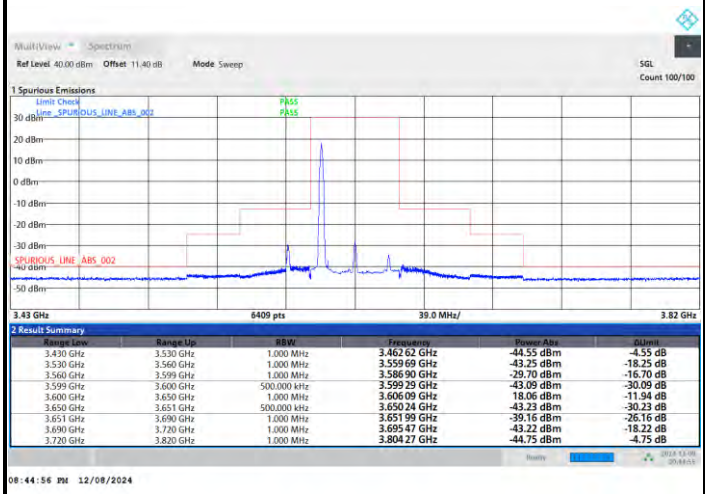

Range Low	Range Up	RBW	Frequency	Power Abs	ΔLimit
3.430 GHz	3.530 GHz	1.000 MHz	3.462 62 GHz	-44.55 dBm	-4.55 dB
3.530 GHz	3.560 GHz	1.000 MHz	3.559 69 GHz	-43.25 dBm	-18.25 dB
3.560 GHz	3.599 GHz	1.000 MHz	3.586 90 GHz	-29.70 dBm	-16.70 dB
3.599 GHz	3.600 GHz	500.000 kHz	3.599 29 GHz	-43.09 dBm	-30.09 dB
3.600 GHz	3.650 GHz	1.000 MHz	3.606 09 GHz	18.06 dBm	-11.94 dB
3.650 GHz	3.651 GHz	500.000 kHz	3.650 24 GHz	-43.23 dBm	-30.23 dB
3.651 GHz	3.690 GHz	1.000 MHz	3.651 99 GHz	-39.16 dBm	-26.16 dB
3.690 GHz	3.720 GHz	1.000 MHz	3.695 47 GHz	-43.22 dBm	-18.22 dB
3.720 GHz	3.820 GHz	1.000 MHz	3.804 27 GHz	-44.75 dBm	-4.75 dB

08:44:56 PM 12/08/2024

1RBmax

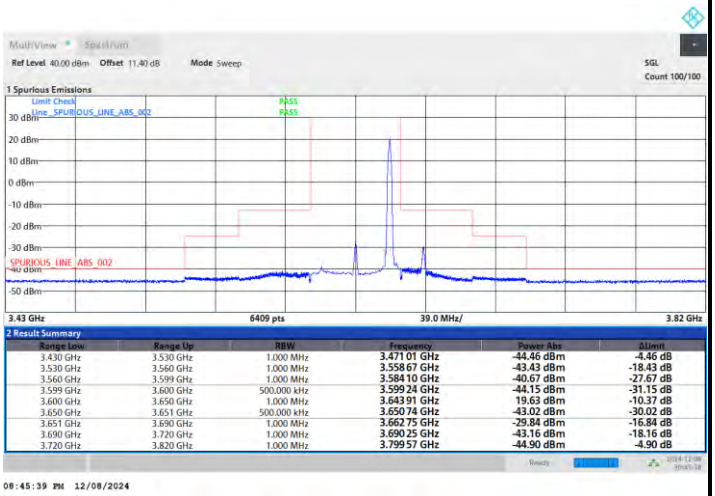

Range Low	Range Up	RBW	Frequency	Power Abs	ΔLimit
3.430 GHz	3.530 GHz	1.000 MHz	3.471 01 GHz	-44.46 dBm	-4.46 dB
3.530 GHz	3.560 GHz	1.000 MHz	3.558 67 GHz	-43.43 dBm	-18.43 dB
3.560 GHz	3.599 GHz	1.000 MHz	3.584 10 GHz	-40.67 dBm	-27.67 dB
3.599 GHz	3.600 GHz	500.000 kHz	3.599 24 GHz	-44.15 dBm	-31.15 dB
3.600 GHz	3.650 GHz	1.000 MHz	3.643 91 GHz	19.63 dBm	-10.37 dB
3.650 GHz	3.651 GHz	500.000 kHz	3.650 74 GHz	-43.02 dBm	-30.02 dB
3.651 GHz	3.690 GHz	1.000 MHz	3.662 75 GHz	-29.84 dBm	-16.84 dB
3.690 GHz	3.720 GHz	1.000 MHz	3.690 25 GHz	-43.16 dBm	-18.16 dB
3.720 GHz	3.820 GHz	1.000 MHz	3.799 57 GHz	-44.90 dBm	-4.90 dB

08:45:39 PM 12/08/2024

Full RB

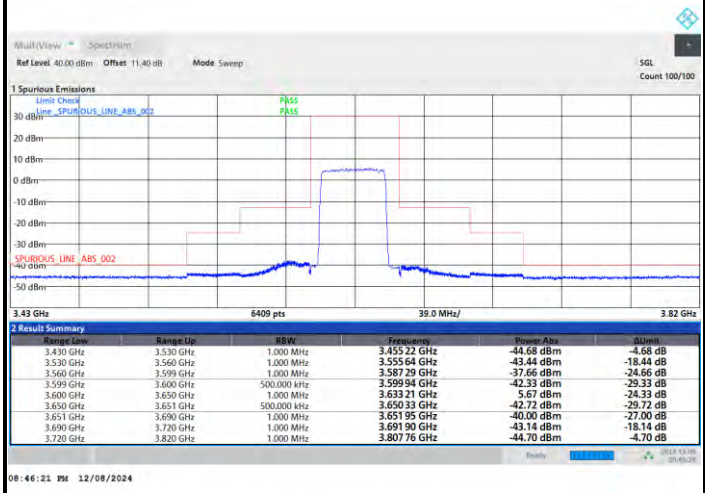

Range Low	Range Up	RBW	Frequency	Power Abs	ΔLimit
3.430 GHz	3.530 GHz	1.000 MHz	3.455 22 GHz	-44.68 dBm	-4.68 dB
3.530 GHz	3.560 GHz	1.000 MHz	3.555 64 GHz	-43.44 dBm	-18.44 dB
3.560 GHz	3.599 GHz	1.000 MHz	3.587 29 GHz	-37.66 dBm	-24.66 dB
3.599 GHz	3.600 GHz	500.000 kHz	3.599 94 GHz	-42.33 dBm	-29.33 dB
3.600 GHz	3.650 GHz	1.000 MHz	3.633 21 GHz	5.67 dBm	-24.33 dB
3.650 GHz	3.651 GHz	500.000 kHz	3.650 33 GHz	-42.72 dBm	-29.72 dB
3.651 GHz	3.690 GHz	1.000 MHz	3.651 95 GHz	-40.00 dBm	-27.00 dB
3.690 GHz	3.720 GHz	1.000 MHz	3.691 90 GHz	-43.14 dBm	-18.14 dB
3.720 GHz	3.820 GHz	1.000 MHz	3.807 76 GHz	-44.70 dBm	-4.70 dB

08:46:21 PM 12/08/2024

FR1 n48 / 40MHz / DFT-S OFDM / PI/2 BPSK

Highest Channel

1RB0

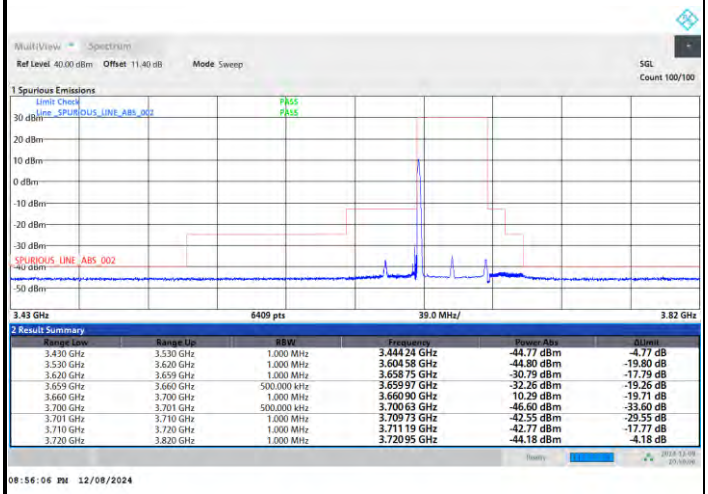

Range Low	Range Up	RBW	Frequency	Power Abs	ΔLimit
3.430 GHz	3.530 GHz	1.000 MHz	3.444 24 GHz	-44.77 dBm	-4.77 dB
3.530 GHz	3.620 GHz	1.000 MHz	3.604 58 GHz	-44.80 dBm	-19.80 dB
3.620 GHz	3.659 GHz	1.000 MHz	3.658 75 GHz	-30.79 dBm	-17.79 dB
3.659 GHz	3.660 GHz	500.000 kHz	3.659 97 GHz	-32.26 dBm	-19.26 dB
3.660 GHz	3.700 GHz	1.000 MHz	3.660 90 GHz	10.29 dBm	-19.71 dB
3.700 GHz	3.701 GHz	500.000 kHz	3.700 63 GHz	-46.60 dBm	-33.60 dB
3.701 GHz	3.710 GHz	1.000 MHz	3.709 73 GHz	-42.55 dBm	-29.55 dB
3.710 GHz	3.720 GHz	1.000 MHz	3.711 19 GHz	-42.77 dBm	-17.77 dB
3.720 GHz	3.820 GHz	1.000 MHz	3.720 95 GHz	-44.18 dBm	-4.18 dB

08:56:06 PM 12/08/2024

1RBmax

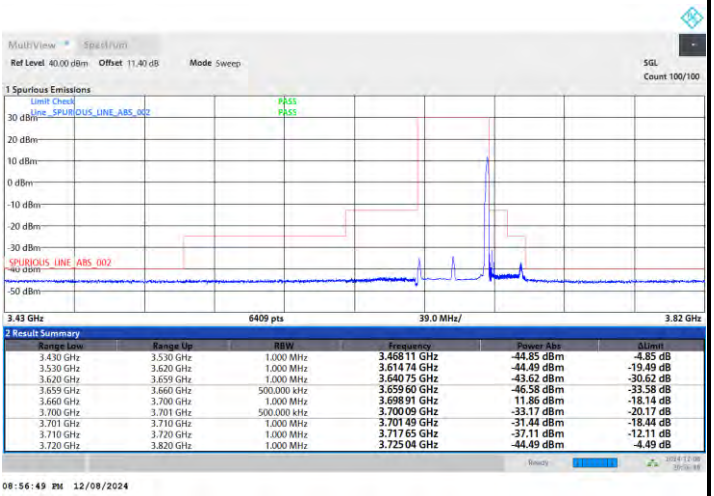

Range Low	Range Up	RBW	Frequency	Power Abs	ΔLimit
3.430 GHz	3.530 GHz	1.000 MHz	3.468 11 GHz	-44.85 dBm	-4.85 dB
3.530 GHz	3.620 GHz	1.000 MHz	3.614 74 GHz	-44.49 dBm	-19.49 dB
3.620 GHz	3.659 GHz	1.000 MHz	3.640 75 GHz	-43.62 dBm	-30.62 dB
3.659 GHz	3.660 GHz	500.000 kHz	3.659 60 GHz	-46.58 dBm	-33.58 dB
3.660 GHz	3.700 GHz	1.000 MHz	3.698 91 GHz	11.86 dBm	-18.14 dB
3.700 GHz	3.701 GHz	500.000 kHz	3.700 09 GHz	-33.17 dBm	-20.17 dB
3.701 GHz	3.710 GHz	1.000 MHz	3.701 49 GHz	-31.44 dBm	-18.44 dB
3.710 GHz	3.720 GHz	1.000 MHz	3.717 65 GHz	-37.11 dBm	-12.11 dB
3.720 GHz	3.820 GHz	1.000 MHz	3.725 04 GHz	-44.49 dBm	-4.49 dB

08:56:49 PM 12/08/2024

Full RB

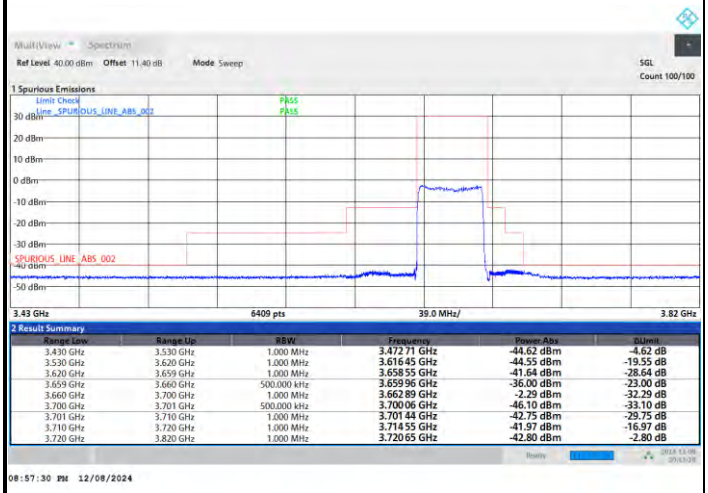

Range Low	Range Up	RBW	Frequency	Power Abs	ΔLimit
3.430 GHz	3.530 GHz	1.000 MHz	3.472 71 GHz	-44.62 dBm	-4.62 dB
3.530 GHz	3.620 GHz	1.000 MHz	3.616 45 GHz	-44.55 dBm	-19.55 dB
3.620 GHz	3.659 GHz	1.000 MHz	3.658 55 GHz	-41.64 dBm	-28.64 dB
3.659 GHz	3.660 GHz	500.000 kHz	3.659 96 GHz	-36.00 dBm	-23.00 dB
3.660 GHz	3.700 GHz	1.000 MHz	3.662 89 GHz	-2.29 dBm	-32.29 dB
3.700 GHz	3.701 GHz	500.000 kHz	3.700 06 GHz	-46.10 dBm	-33.10 dB
3.701 GHz	3.710 GHz	1.000 MHz	3.701 44 GHz	-42.75 dBm	-29.75 dB
3.710 GHz	3.720 GHz	1.000 MHz	3.714 55 GHz	-41.97 dBm	-16.97 dB
3.720 GHz	3.820 GHz	1.000 MHz	3.720 65 GHz	-42.80 dBm	-2.80 dB

08:57:30 PM 12/08/2024

FR1 n48 / 40MHz / DFT-S OFDM / QPSK

Lowest Channel

1RB0

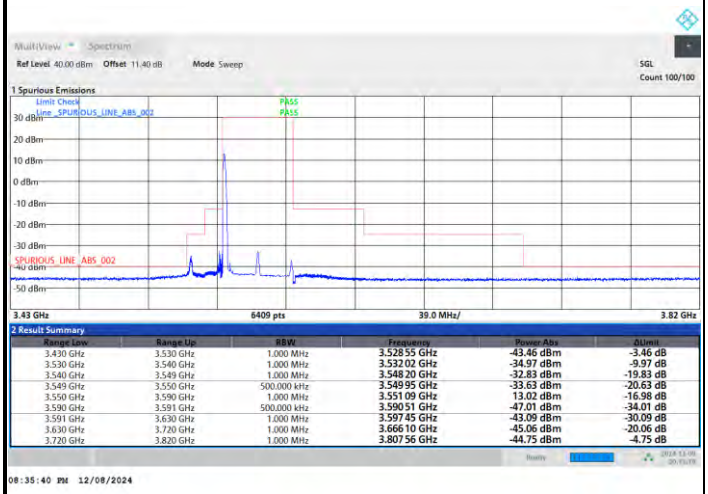

Range Low	Range Up	RBW	Frequency	Power Abs	ΔLimit
3.430 GHz	3.530 GHz	1.000 MHz	3.528 55 GHz	-43.46 dBm	-3.46 dB
3.530 GHz	3.540 GHz	1.000 MHz	3.532 02 GHz	-34.97 dBm	-9.97 dB
3.540 GHz	3.549 GHz	1.000 MHz	3.548 20 GHz	-32.83 dBm	-19.83 dB
3.549 GHz	3.550 GHz	500.000 kHz	3.549 95 GHz	-33.63 dBm	-20.63 dB
3.550 GHz	3.590 GHz	1.000 MHz	3.551 09 GHz	13.02 dBm	-16.98 dB
3.590 GHz	3.591 GHz	500.000 kHz	3.590 51 GHz	-47.01 dBm	-34.01 dB
3.591 GHz	3.630 GHz	1.000 MHz	3.597 45 GHz	-43.09 dBm	-30.09 dB
3.630 GHz	3.720 GHz	1.000 MHz	3.666 10 GHz	-45.06 dBm	-20.06 dB
3.720 GHz	3.820 GHz	1.000 MHz	3.807 56 GHz	-44.75 dBm	-4.75 dB

08:35:40 PM 12/08/2024

1RBmax

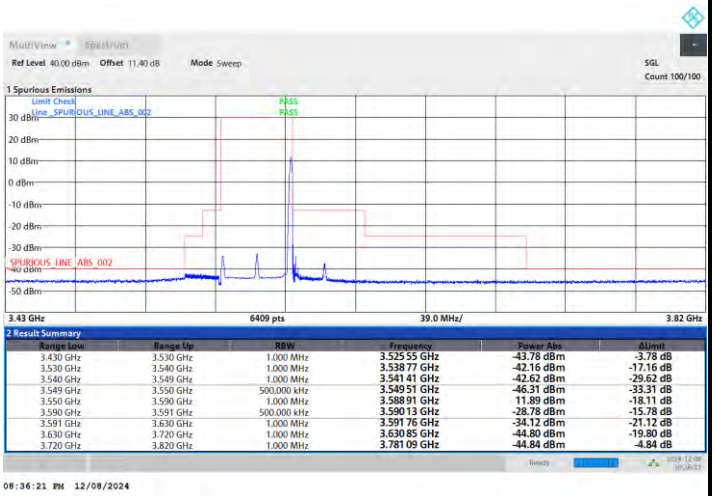

Range Low	Range Up	RBW	Frequency	Power Abs	ΔLimit
3.430 GHz	3.530 GHz	1.000 MHz	3.525 55 GHz	-43.78 dBm	-3.78 dB
3.530 GHz	3.540 GHz	1.000 MHz	3.538 77 GHz	-42.16 dBm	-17.16 dB
3.540 GHz	3.549 GHz	1.000 MHz	3.541 41 GHz	-42.62 dBm	-29.62 dB
3.549 GHz	3.550 GHz	500.000 kHz	3.549 51 GHz	-46.31 dBm	-33.31 dB
3.550 GHz	3.590 GHz	1.000 MHz	3.588 91 GHz	11.89 dBm	-18.11 dB
3.590 GHz	3.591 GHz	500.000 kHz	3.590 13 GHz	-28.78 dBm	-15.78 dB
3.591 GHz	3.630 GHz	1.000 MHz	3.591 76 GHz	-34.12 dBm	-21.12 dB
3.630 GHz	3.720 GHz	1.000 MHz	3.630 85 GHz	-44.80 dBm	-19.80 dB
3.720 GHz	3.820 GHz	1.000 MHz	3.781 09 GHz	-44.84 dBm	-4.84 dB

08:36:21 PM 12/08/2024

Full RB

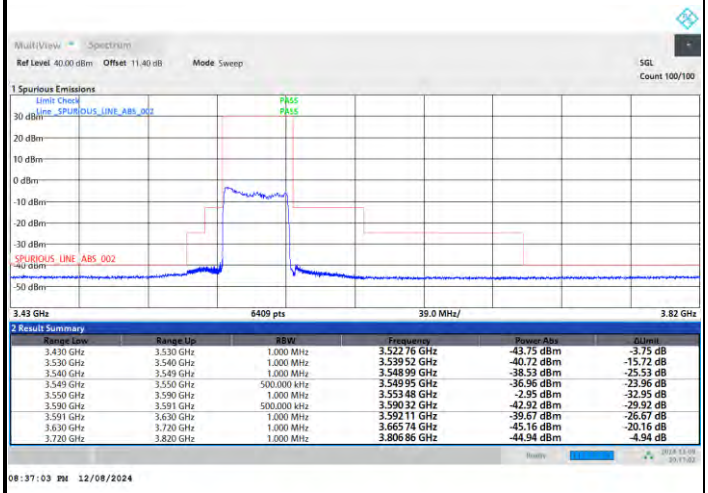

Range Low	Range Up	RBW	Frequency	Power Abs	ΔLimit
3.430 GHz	3.530 GHz	1.000 MHz	3.522 76 GHz	-43.75 dBm	-3.75 dB
3.530 GHz	3.540 GHz	1.000 MHz	3.539 52 GHz	-40.72 dBm	-15.72 dB
3.540 GHz	3.549 GHz	1.000 MHz	3.548 99 GHz	-38.53 dBm	-25.53 dB
3.549 GHz	3.550 GHz	500.000 kHz	3.549 95 GHz	-36.96 dBm	-23.96 dB
3.550 GHz	3.590 GHz	1.000 MHz	3.553 48 GHz	-2.95 dBm	-32.95 dB
3.590 GHz	3.591 GHz	500.000 kHz	3.590 32 GHz	-42.92 dBm	-29.92 dB
3.591 GHz	3.630 GHz	1.000 MHz	3.592 11 GHz	-39.67 dBm	-26.67 dB
3.630 GHz	3.720 GHz	1.000 MHz	3.665 74 GHz	-45.16 dBm	-20.16 dB
3.720 GHz	3.820 GHz	1.000 MHz	3.806 86 GHz	-44.94 dBm	-4.94 dB

08:37:03 PM 12/08/2024

FR1 n48 / 40MHz / DFT-S OFDM / QPSK

Middle Channel

1RB0

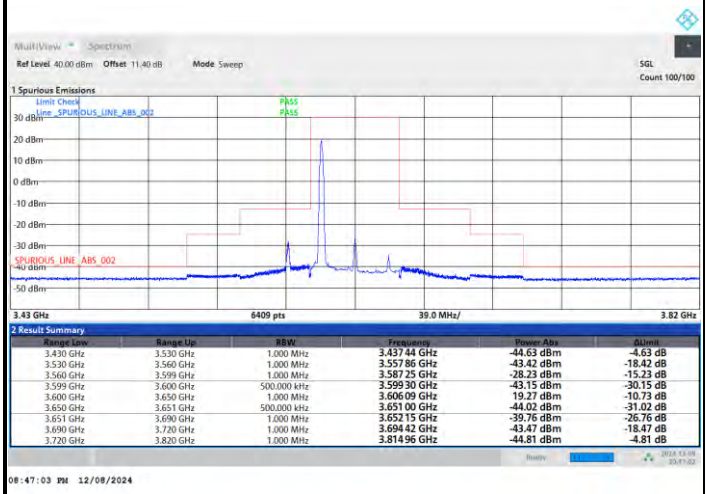

Range Low	Range Up	RBW	Frequency	Power Abs	ΔLimit
3.430 GHz	3.530 GHz	1.000 MHz	3.437 44 GHz	-44.63 dBm	-4.63 dB
3.530 GHz	3.560 GHz	1.000 MHz	3.557 86 GHz	-43.42 dBm	-18.42 dB
3.560 GHz	3.599 GHz	1.000 MHz	3.587 25 GHz	-28.23 dBm	-15.23 dB
3.599 GHz	3.600 GHz	500.000 kHz	3.599 30 GHz	-43.15 dBm	-30.15 dB
3.600 GHz	3.650 GHz	1.000 MHz	3.606 09 GHz	19.27 dBm	-10.73 dB
3.650 GHz	3.651 GHz	500.000 kHz	3.651 00 GHz	-44.02 dBm	-31.02 dB
3.651 GHz	3.690 GHz	1.000 MHz	3.652 15 GHz	-39.76 dBm	-26.76 dB
3.690 GHz	3.720 GHz	1.000 MHz	3.694 42 GHz	-43.47 dBm	-18.47 dB
3.720 GHz	3.820 GHz	1.000 MHz	3.814 96 GHz	-44.81 dBm	-4.81 dB

1RBmax

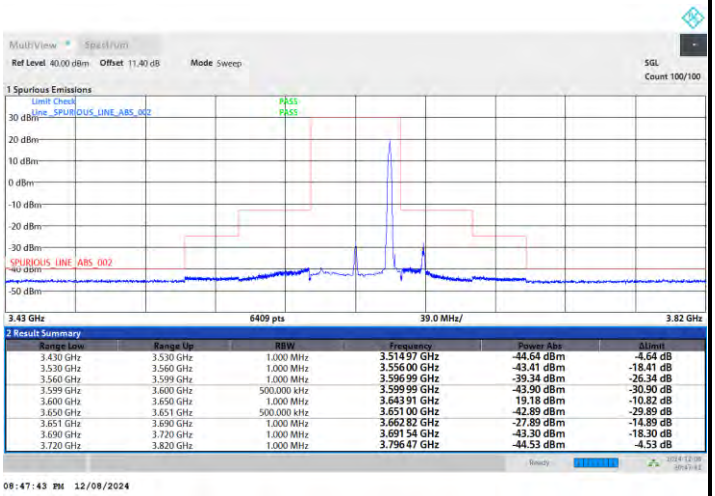

Range Low	Range Up	RBW	Frequency	Power Abs	ΔLimit
3.430 GHz	3.530 GHz	1.000 MHz	3.514 97 GHz	-44.64 dBm	-4.64 dB
3.530 GHz	3.560 GHz	1.000 MHz	3.556 00 GHz	-43.41 dBm	-18.41 dB
3.560 GHz	3.599 GHz	1.000 MHz	3.596 99 GHz	-39.34 dBm	-26.34 dB
3.599 GHz	3.600 GHz	500.000 kHz	3.599 99 GHz	-43.90 dBm	-30.90 dB
3.600 GHz	3.650 GHz	1.000 MHz	3.643 91 GHz	19.18 dBm	-10.82 dB
3.650 GHz	3.651 GHz	500.000 kHz	3.651 00 GHz	-42.89 dBm	-29.89 dB
3.651 GHz	3.690 GHz	1.000 MHz	3.662 82 GHz	-27.89 dBm	-14.89 dB
3.690 GHz	3.720 GHz	1.000 MHz	3.691 54 GHz	-43.30 dBm	-18.30 dB
3.720 GHz	3.820 GHz	1.000 MHz	3.796 47 GHz	-44.53 dBm	-4.53 dB

Full RB

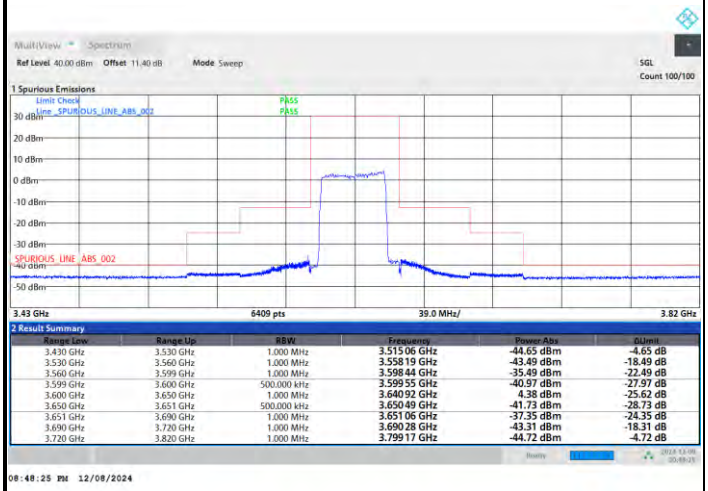

Range Low	Range Up	RBW	Frequency	Power Abs	ΔLimit
3.430 GHz	3.530 GHz	1.000 MHz	3.515 06 GHz	-44.65 dBm	-4.65 dB
3.530 GHz	3.560 GHz	1.000 MHz	3.558 19 GHz	-43.49 dBm	-18.49 dB
3.560 GHz	3.599 GHz	1.000 MHz	3.598 44 GHz	-35.49 dBm	-22.49 dB
3.599 GHz	3.600 GHz	500.000 kHz	3.599 55 GHz	-40.97 dBm	-27.97 dB
3.600 GHz	3.650 GHz	1.000 MHz	3.640 92 GHz	4.38 dBm	-25.62 dB
3.650 GHz	3.651 GHz	500.000 kHz	3.650 49 GHz	-41.73 dBm	-28.73 dB
3.651 GHz	3.690 GHz	1.000 MHz	3.651 06 GHz	-37.35 dBm	-24.35 dB
3.690 GHz	3.720 GHz	1.000 MHz	3.690 28 GHz	-43.31 dBm	-18.31 dB
3.720 GHz	3.820 GHz	1.000 MHz	3.799 17 GHz	-44.72 dBm	-4.72 dB

FR1 n48 / 40MHz / DFT-S OFDM / QPSK

Highest Channel

1RB0

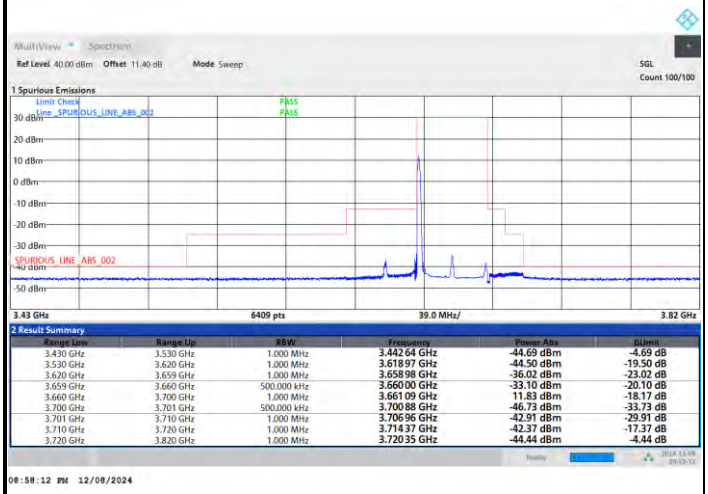

Range Low	Range Up	RBW	Frequency	Power Abs	ΔLimit
3.430 GHz	3.530 GHz	1.000 MHz	3.442 64 GHz	-44.69 dBm	-4.69 dB
3.530 GHz	3.620 GHz	1.000 MHz	3.618 97 GHz	-44.50 dBm	-19.50 dB
3.620 GHz	3.659 GHz	1.000 MHz	3.658 98 GHz	-36.02 dBm	-23.02 dB
3.659 GHz	3.660 GHz	500.000 kHz	3.660 00 GHz	-33.10 dBm	-20.10 dB
3.660 GHz	3.700 GHz	1.000 MHz	3.661 09 GHz	11.83 dBm	-18.17 dB
3.700 GHz	3.701 GHz	500.000 kHz	3.700 88 GHz	-46.73 dBm	-33.73 dB
3.701 GHz	3.710 GHz	1.000 MHz	3.706 96 GHz	-42.91 dBm	-29.91 dB
3.710 GHz	3.720 GHz	1.000 MHz	3.714 37 GHz	-42.37 dBm	-17.37 dB
3.720 GHz	3.820 GHz	1.000 MHz	3.720 35 GHz	-44.44 dBm	-4.44 dB

1RBmax

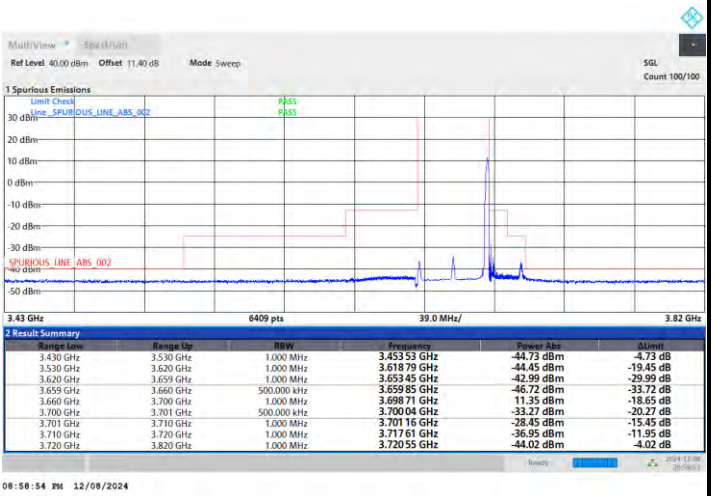

Range Low	Range Up	RBW	Frequency	Power Abs	ΔLimit
3.430 GHz	3.530 GHz	1.000 MHz	3.453 53 GHz	-44.73 dBm	-4.73 dB
3.530 GHz	3.620 GHz	1.000 MHz	3.618 79 GHz	-44.45 dBm	-19.45 dB
3.620 GHz	3.659 GHz	1.000 MHz	3.653 45 GHz	-42.99 dBm	-29.99 dB
3.659 GHz	3.660 GHz	500.000 kHz	3.659 85 GHz	-46.72 dBm	-33.72 dB
3.660 GHz	3.700 GHz	1.000 MHz	3.698 71 GHz	11.35 dBm	-18.65 dB
3.700 GHz	3.701 GHz	500.000 kHz	3.700 04 GHz	-33.27 dBm	-20.27 dB
3.701 GHz	3.710 GHz	1.000 MHz	3.701 16 GHz	-28.45 dBm	-15.45 dB
3.710 GHz	3.720 GHz	1.000 MHz	3.717 61 GHz	-36.95 dBm	-11.95 dB
3.720 GHz	3.820 GHz	1.000 MHz	3.720 55 GHz	-44.02 dBm	-4.02 dB

Full RB

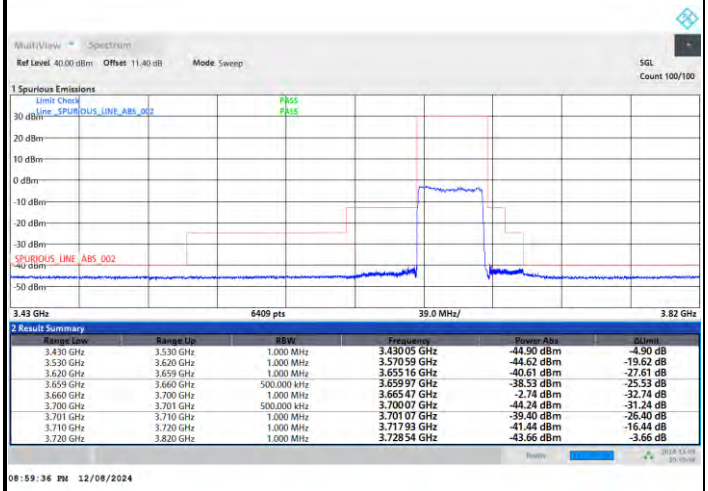

Range Low	Range Up	RBW	Frequency	Power Abs	ΔLimit
3.430 GHz	3.530 GHz	1.000 MHz	3.430 05 GHz	-44.90 dBm	-4.90 dB
3.530 GHz	3.620 GHz	1.000 MHz	3.570 59 GHz	-44.62 dBm	-19.62 dB
3.620 GHz	3.659 GHz	1.000 MHz	3.655 16 GHz	-40.61 dBm	-27.61 dB
3.659 GHz	3.660 GHz	500.000 kHz	3.659 97 GHz	-38.53 dBm	-25.53 dB
3.660 GHz	3.700 GHz	1.000 MHz	3.665 47 GHz	-2.74 dBm	-32.74 dB
3.700 GHz	3.701 GHz	500.000 kHz	3.700 07 GHz	-44.24 dBm	-31.24 dB
3.701 GHz	3.710 GHz	1.000 MHz	3.701 07 GHz	-39.40 dBm	-26.40 dB
3.710 GHz	3.720 GHz	1.000 MHz	3.717 93 GHz	-41.44 dBm	-16.44 dB
3.720 GHz	3.820 GHz	1.000 MHz	3.728 54 GHz	-43.66 dBm	-3.66 dB

FR1 n48 / 40MHz / DFT-S OFDM / 16QAM

Lowest Channel

1RB0

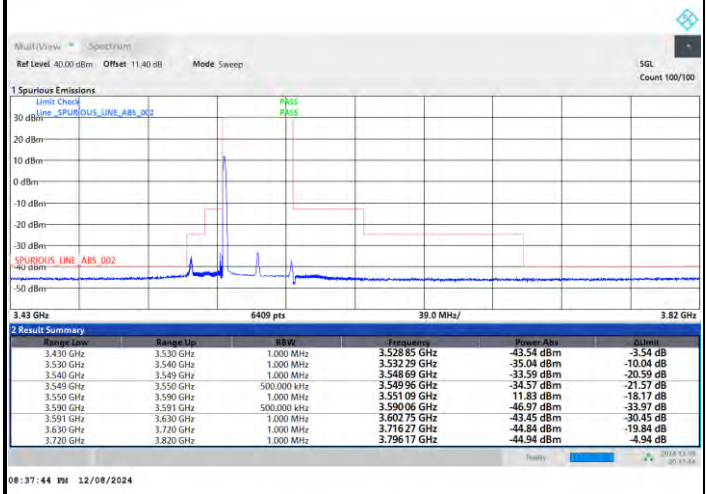

Range Low	Range Up	RBW	Frequency	Power Abs	ΔLimit
3.430 GHz	3.530 GHz	1.000 MHz	3.528 85 GHz	-43.54 dBm	-3.54 dB
3.530 GHz	3.540 GHz	1.000 MHz	3.532 29 GHz	-35.04 dBm	-10.04 dB
3.540 GHz	3.549 GHz	1.000 MHz	3.548 69 GHz	-33.59 dBm	-20.59 dB
3.549 GHz	3.550 GHz	500.000 kHz	3.549 96 GHz	-34.57 dBm	-21.57 dB
3.550 GHz	3.590 GHz	1.000 MHz	3.551 09 GHz	11.83 dBm	-18.17 dB
3.590 GHz	3.591 GHz	500.000 kHz	3.590 06 GHz	-46.97 dBm	-33.97 dB
3.591 GHz	3.630 GHz	1.000 MHz	3.602 75 GHz	-43.45 dBm	-30.45 dB
3.630 GHz	3.720 GHz	1.000 MHz	3.716 27 GHz	-44.84 dBm	-19.84 dB
3.720 GHz	3.820 GHz	1.000 MHz	3.796 17 GHz	-44.94 dBm	-4.94 dB

1RBmax

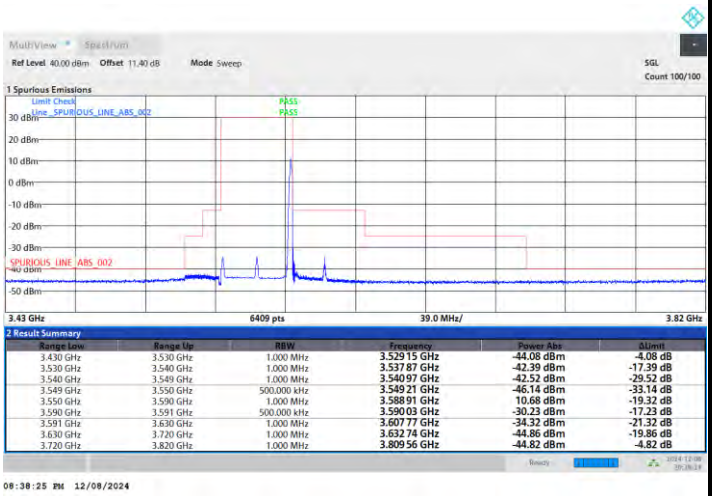

Range Low	Range Up	RBW	Frequency	Power Abs	ΔLimit
3.430 GHz	3.530 GHz	1.000 MHz	3.529 15 GHz	-44.08 dBm	-4.08 dB
3.530 GHz	3.540 GHz	1.000 MHz	3.537 87 GHz	-42.39 dBm	-17.39 dB
3.540 GHz	3.549 GHz	1.000 MHz	3.540 97 GHz	-42.52 dBm	-29.52 dB
3.549 GHz	3.550 GHz	500.000 kHz	3.549 21 GHz	-46.14 dBm	-33.14 dB
3.550 GHz	3.590 GHz	1.000 MHz	3.588 91 GHz	10.68 dBm	-19.32 dB
3.590 GHz	3.591 GHz	500.000 kHz	3.590 03 GHz	-30.23 dBm	-17.23 dB
3.591 GHz	3.630 GHz	1.000 MHz	3.607 77 GHz	-34.32 dBm	-21.32 dB
3.630 GHz	3.720 GHz	1.000 MHz	3.632 74 GHz	-44.86 dBm	-19.86 dB
3.720 GHz	3.820 GHz	1.000 MHz	3.809 56 GHz	-44.82 dBm	-4.82 dB

Full RB

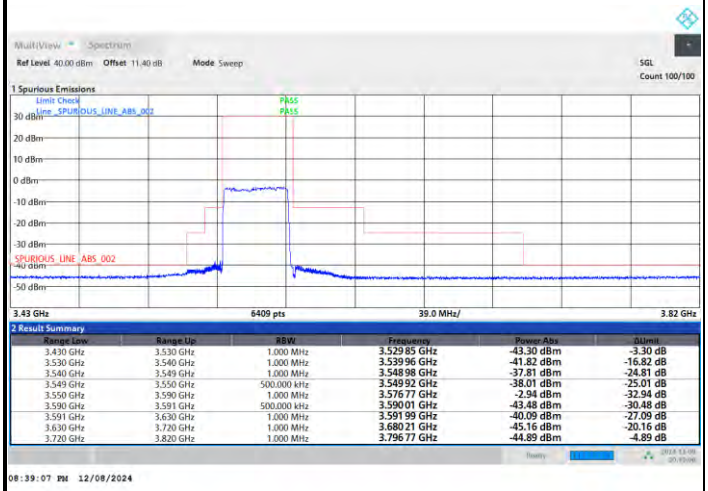

Range Low	Range Up	RBW	Frequency	Power Abs	ΔLimit
3.430 GHz	3.530 GHz	1.000 MHz	3.529 85 GHz	-43.30 dBm	-3.30 dB
3.530 GHz	3.540 GHz	1.000 MHz	3.539 96 GHz	-41.82 dBm	-16.82 dB
3.540 GHz	3.549 GHz	1.000 MHz	3.548 98 GHz	-37.81 dBm	-24.81 dB
3.549 GHz	3.550 GHz	500.000 kHz	3.549 92 GHz	-38.01 dBm	-25.01 dB
3.550 GHz	3.590 GHz	1.000 MHz	3.576 77 GHz	-2.94 dBm	-32.94 dB
3.590 GHz	3.591 GHz	500.000 kHz	3.590 01 GHz	-43.48 dBm	-30.48 dB
3.591 GHz	3.630 GHz	1.000 MHz	3.591 99 GHz	-40.09 dBm	-27.09 dB
3.630 GHz	3.720 GHz	1.000 MHz	3.680 21 GHz	-45.16 dBm	-20.16 dB
3.720 GHz	3.820 GHz	1.000 MHz	3.796 77 GHz	-44.89 dBm	-4.89 dB

FR1 n48 / 40MHz / DFT-S OFDM / 16QAM

Middle Channel

1RB0

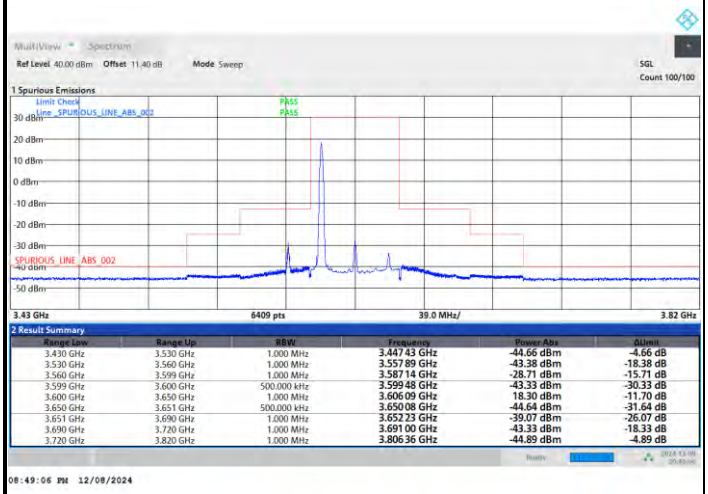

Range Low	Range Up	RBW	Frequency	Power Abs	ΔLimit
3.430 GHz	3.530 GHz	1.000 MHz	3.447 43 GHz	-44.66 dBm	-4.66 dB
3.530 GHz	3.560 GHz	1.000 MHz	3.557 89 GHz	-43.38 dBm	-18.38 dB
3.560 GHz	3.599 GHz	1.000 MHz	3.587 14 GHz	-28.71 dBm	-15.71 dB
3.599 GHz	3.600 GHz	500.000 kHz	3.599 48 GHz	-43.33 dBm	-30.33 dB
3.600 GHz	3.650 GHz	1.000 MHz	3.606 09 GHz	18.30 dBm	-11.70 dB
3.650 GHz	3.651 GHz	500.000 kHz	3.650 08 GHz	-44.64 dBm	-31.64 dB
3.651 GHz	3.690 GHz	1.000 MHz	3.652 23 GHz	-39.07 dBm	-26.07 dB
3.690 GHz	3.720 GHz	1.000 MHz	3.691 00 GHz	-43.33 dBm	-18.33 dB
3.720 GHz	3.820 GHz	1.000 MHz	3.806 36 GHz	-44.89 dBm	-4.89 dB

1RBmax

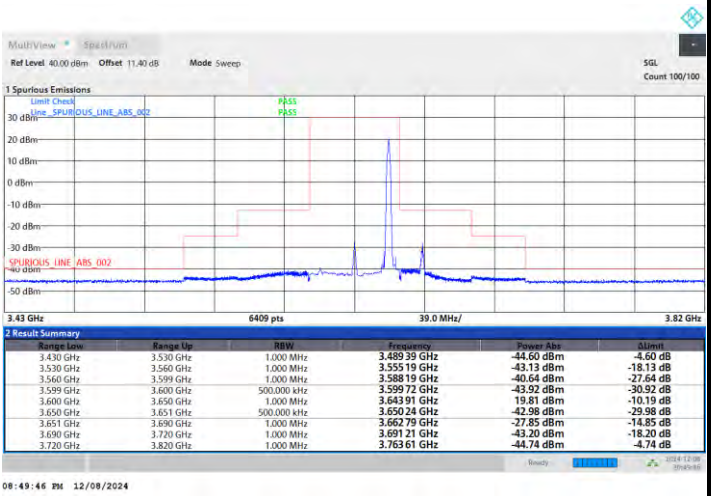

Range Low	Range Up	RBW	Frequency	Power Abs	ΔLimit
3.430 GHz	3.530 GHz	1.000 MHz	3.489 39 GHz	-44.60 dBm	-4.60 dB
3.530 GHz	3.560 GHz	1.000 MHz	3.555 19 GHz	-43.13 dBm	-18.13 dB
3.560 GHz	3.599 GHz	1.000 MHz	3.588 19 GHz	-40.64 dBm	-27.64 dB
3.599 GHz	3.600 GHz	500.000 kHz	3.599 72 GHz	-43.92 dBm	-30.92 dB
3.600 GHz	3.650 GHz	1.000 MHz	3.643 91 GHz	19.81 dBm	-10.19 dB
3.650 GHz	3.651 GHz	500.000 kHz	3.650 24 GHz	-42.98 dBm	-29.98 dB
3.651 GHz	3.690 GHz	1.000 MHz	3.662 79 GHz	-27.85 dBm	-14.85 dB
3.690 GHz	3.720 GHz	1.000 MHz	3.691 21 GHz	-43.20 dBm	-18.20 dB
3.720 GHz	3.820 GHz	1.000 MHz	3.763 61 GHz	-44.74 dBm	-4.74 dB

Full RB

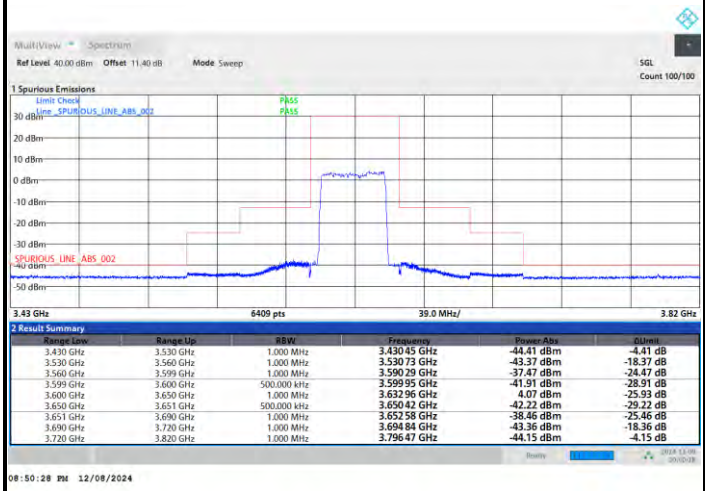

Range Low	Range Up	RBW	Frequency	Power Abs	ΔLimit
3.430 GHz	3.530 GHz	1.000 MHz	3.430 45 GHz	-44.41 dBm	-4.41 dB
3.530 GHz	3.560 GHz	1.000 MHz	3.530 73 GHz	-43.37 dBm	-18.37 dB
3.560 GHz	3.599 GHz	1.000 MHz	3.590 29 GHz	-37.47 dBm	-24.47 dB
3.599 GHz	3.600 GHz	500.000 kHz	3.599 95 GHz	-41.91 dBm	-28.91 dB
3.600 GHz	3.650 GHz	1.000 MHz	3.632 96 GHz	4.07 dBm	-25.93 dB
3.650 GHz	3.651 GHz	500.000 kHz	3.650 42 GHz	-42.22 dBm	-29.22 dB
3.651 GHz	3.690 GHz	1.000 MHz	3.652 58 GHz	-38.46 dBm	-25.46 dB
3.690 GHz	3.720 GHz	1.000 MHz	3.694 84 GHz	-43.36 dBm	-18.36 dB
3.720 GHz	3.820 GHz	1.000 MHz	3.796 47 GHz	-44.15 dBm	-4.15 dB

FR1 n48 / 40MHz / DFT-S OFDM / 16QAM

Highest Channel

1RB0

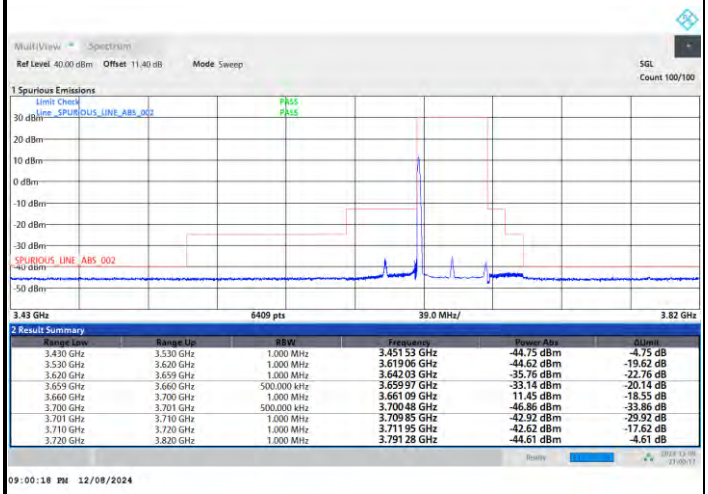

Range Low	Range Up	RBW	Frequency	Power Abs	ΔLimit
3.430 GHz	3.530 GHz	1.000 MHz	3.451 53 GHz	-44.75 dBm	-4.75 dB
3.530 GHz	3.620 GHz	1.000 MHz	3.619 06 GHz	-44.62 dBm	-19.62 dB
3.620 GHz	3.659 GHz	1.000 MHz	3.642 03 GHz	-35.76 dBm	-22.76 dB
3.659 GHz	3.660 GHz	500.000 kHz	3.659 97 GHz	-33.14 dBm	-20.14 dB
3.660 GHz	3.700 GHz	1.000 MHz	3.661 09 GHz	11.45 dBm	-18.55 dB
3.700 GHz	3.701 GHz	500.000 kHz	3.700 48 GHz	-46.86 dBm	-33.86 dB
3.701 GHz	3.710 GHz	1.000 MHz	3.709 85 GHz	-42.92 dBm	-29.92 dB
3.710 GHz	3.720 GHz	1.000 MHz	3.711 95 GHz	-42.62 dBm	-17.62 dB
3.720 GHz	3.820 GHz	1.000 MHz	3.791 28 GHz	-44.61 dBm	-4.61 dB

09:00:18 PM 12/08/2024

1RBmax

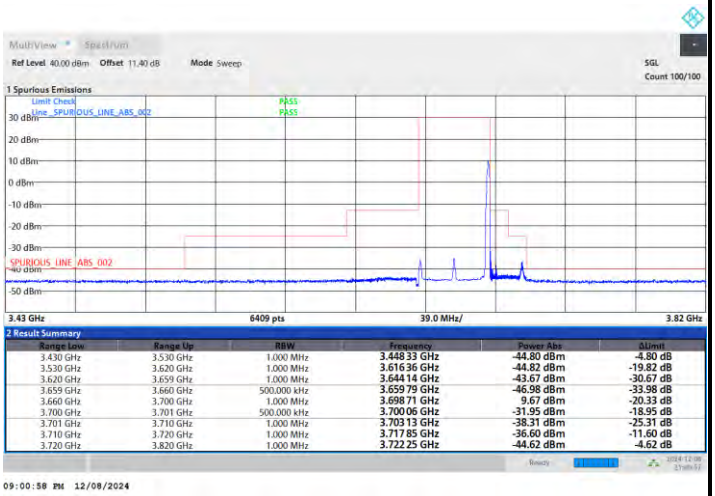

Range Low	Range Up	RBW	Frequency	Power Abs	ΔLimit
3.430 GHz	3.530 GHz	1.000 MHz	3.448 33 GHz	-44.80 dBm	-4.80 dB
3.530 GHz	3.620 GHz	1.000 MHz	3.616 36 GHz	-44.82 dBm	-19.82 dB
3.620 GHz	3.659 GHz	1.000 MHz	3.644 14 GHz	-43.67 dBm	-30.67 dB
3.659 GHz	3.660 GHz	500.000 kHz	3.659 79 GHz	-46.98 dBm	-33.98 dB
3.660 GHz	3.700 GHz	1.000 MHz	3.698 71 GHz	9.67 dBm	-20.33 dB
3.700 GHz	3.701 GHz	500.000 kHz	3.700 06 GHz	-31.95 dBm	-18.95 dB
3.701 GHz	3.710 GHz	1.000 MHz	3.703 13 GHz	-38.31 dBm	-25.31 dB
3.710 GHz	3.720 GHz	1.000 MHz	3.717 85 GHz	-36.60 dBm	-11.60 dB
3.720 GHz	3.820 GHz	1.000 MHz	3.722 25 GHz	-44.62 dBm	-4.62 dB

09:00:58 PM 12/08/2024

Full RB

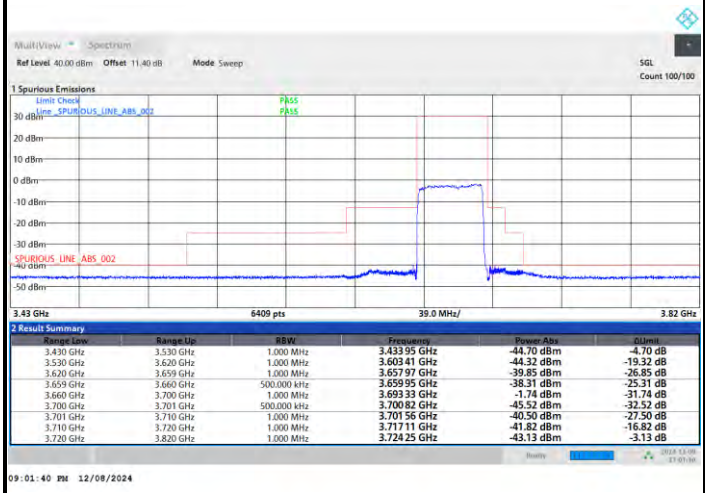

Range Low	Range Up	RBW	Frequency	Power Abs	ΔLimit
3.430 GHz	3.530 GHz	1.000 MHz	3.433 95 GHz	-44.70 dBm	-4.70 dB
3.530 GHz	3.620 GHz	1.000 MHz	3.603 41 GHz	-44.32 dBm	-19.32 dB
3.620 GHz	3.659 GHz	1.000 MHz	3.657 97 GHz	-39.85 dBm	-26.85 dB
3.659 GHz	3.660 GHz	500.000 kHz	3.659 95 GHz	-38.31 dBm	-25.31 dB
3.660 GHz	3.700 GHz	1.000 MHz	3.693 33 GHz	-1.74 dBm	-31.74 dB
3.700 GHz	3.701 GHz	500.000 kHz	3.700 82 GHz	-45.52 dBm	-32.52 dB
3.701 GHz	3.710 GHz	1.000 MHz	3.701 56 GHz	-40.50 dBm	-27.50 dB
3.710 GHz	3.720 GHz	1.000 MHz	3.717 11 GHz	-41.82 dBm	-16.82 dB
3.720 GHz	3.820 GHz	1.000 MHz	3.724 25 GHz	-43.13 dBm	-3.13 dB

09:01:40 PM 12/08/2024

FR1 n48 / 40MHz / DFT-S OFDM / 64QAM

Lowest Channel

1RB0

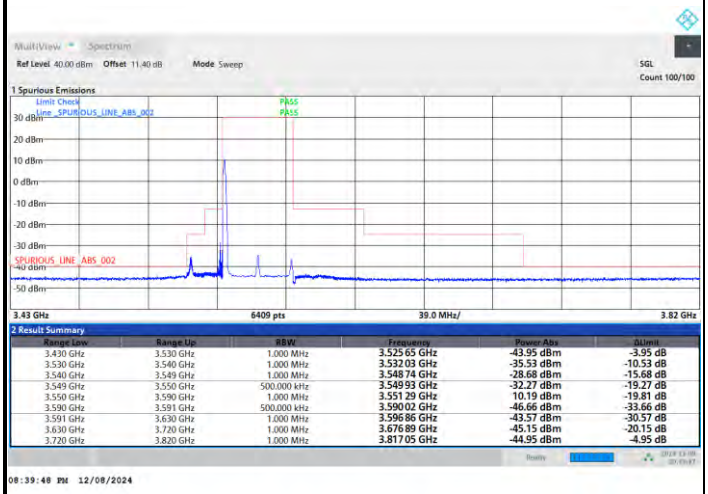

Range Low	Range Up	RBW	Frequency	Power Abs	ΔLimit
3.430 GHz	3.530 GHz	1.000 MHz	3.525 65 GHz	-43.95 dBm	-3.95 dB
3.530 GHz	3.540 GHz	1.000 MHz	3.532 03 GHz	-35.53 dBm	-10.53 dB
3.540 GHz	3.549 GHz	1.000 MHz	3.548 74 GHz	-28.68 dBm	-15.68 dB
3.549 GHz	3.550 GHz	500.000 kHz	3.549 93 GHz	-32.27 dBm	-19.27 dB
3.550 GHz	3.590 GHz	1.000 MHz	3.551 29 GHz	10.19 dBm	-19.81 dB
3.590 GHz	3.591 GHz	500.000 kHz	3.590 02 GHz	-46.66 dBm	-33.66 dB
3.591 GHz	3.630 GHz	1.000 MHz	3.596 86 GHz	-43.57 dBm	-30.57 dB
3.630 GHz	3.720 GHz	1.000 MHz	3.676 89 GHz	-45.15 dBm	-20.15 dB
3.720 GHz	3.820 GHz	1.000 MHz	3.817 05 GHz	-44.95 dBm	-4.95 dB

1RBmax

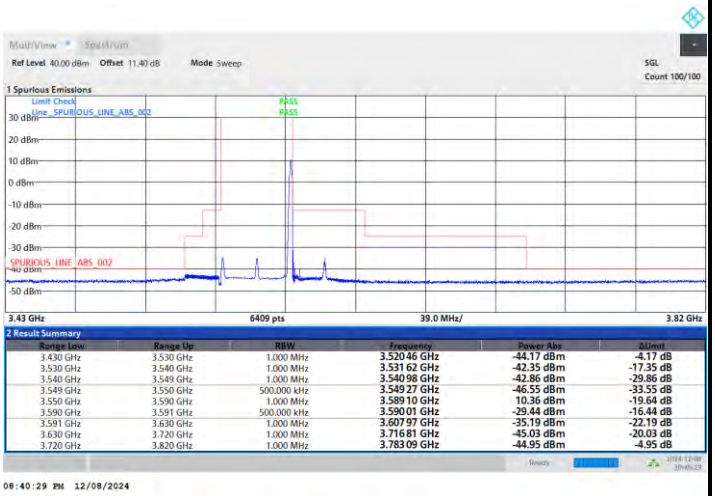

Range Low	Range Up	RBW	Frequency	Power Abs	ΔLimit
3.430 GHz	3.530 GHz	1.000 MHz	3.520 46 GHz	-44.17 dBm	-4.17 dB
3.530 GHz	3.540 GHz	1.000 MHz	3.531 62 GHz	-42.35 dBm	-17.35 dB
3.540 GHz	3.549 GHz	1.000 MHz	3.540 98 GHz	-42.86 dBm	-29.86 dB
3.549 GHz	3.550 GHz	500.000 kHz	3.549 27 GHz	-46.55 dBm	-33.55 dB
3.550 GHz	3.590 GHz	1.000 MHz	3.589 10 GHz	10.36 dBm	-19.64 dB
3.590 GHz	3.591 GHz	500.000 kHz	3.590 01 GHz	-29.44 dBm	-16.44 dB
3.591 GHz	3.630 GHz	1.000 MHz	3.607 97 GHz	-35.19 dBm	-22.19 dB
3.630 GHz	3.720 GHz	1.000 MHz	3.716 81 GHz	-45.03 dBm	-20.03 dB
3.720 GHz	3.820 GHz	1.000 MHz	3.783 09 GHz	-44.95 dBm	-4.95 dB

Full RB

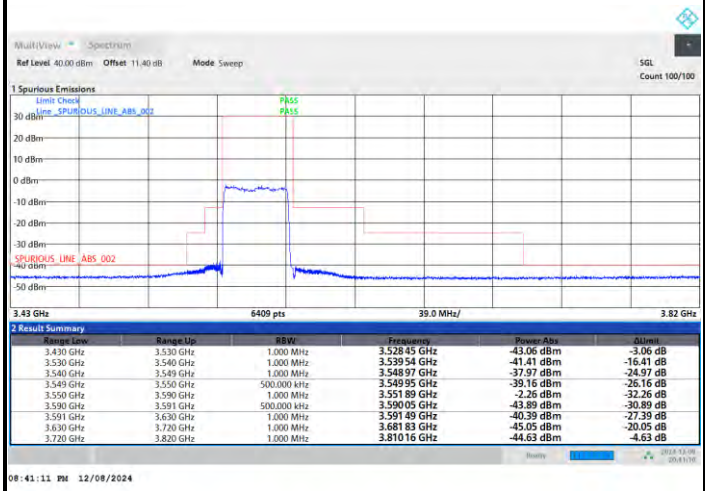

Range Low	Range Up	RBW	Frequency	Power Abs	ΔLimit
3.430 GHz	3.530 GHz	1.000 MHz	3.528 45 GHz	-43.06 dBm	-3.06 dB
3.530 GHz	3.540 GHz	1.000 MHz	3.539 54 GHz	-41.41 dBm	-16.41 dB
3.540 GHz	3.549 GHz	1.000 MHz	3.548 97 GHz	-37.97 dBm	-24.97 dB
3.549 GHz	3.550 GHz	500.000 kHz	3.549 95 GHz	-39.16 dBm	-26.16 dB
3.550 GHz	3.590 GHz	1.000 MHz	3.551 89 GHz	-2.26 dBm	-32.26 dB
3.590 GHz	3.591 GHz	500.000 kHz	3.590 05 GHz	-43.89 dBm	-30.89 dB
3.591 GHz	3.630 GHz	1.000 MHz	3.591 49 GHz	-40.39 dBm	-27.39 dB
3.630 GHz	3.720 GHz	1.000 MHz	3.681 83 GHz	-45.05 dBm	-20.05 dB
3.720 GHz	3.820 GHz	1.000 MHz	3.810 16 GHz	-44.63 dBm	-4.63 dB