FR1 n48 / 40MHz / CP OFDM / 64QAM

Highest Channel

1RB0

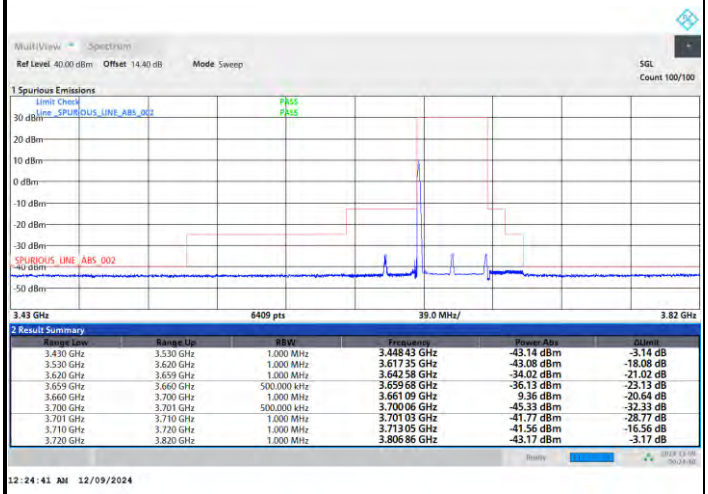

Range Low	Range Up	RBW	Frequency	Power Abs	ΔLimit
3.430 GHz	3.530 GHz	1.000 MHz	3.448 43 GHz	-43.14 dBm	-3.14 dB
3.530 GHz	3.620 GHz	1.000 MHz	3.617 35 GHz	-43.08 dBm	-18.08 dB
3.620 GHz	3.659 GHz	1.000 MHz	3.642 58 GHz	-34.02 dBm	-21.02 dB
3.659 GHz	3.660 GHz	500.000 kHz	3.659 68 GHz	-36.13 dBm	-23.13 dB
3.660 GHz	3.700 GHz	1.000 MHz	3.661 09 GHz	9.36 dBm	-20.64 dB
3.700 GHz	3.701 GHz	500.000 kHz	3.700 06 GHz	-45.33 dBm	-32.33 dB
3.701 GHz	3.710 GHz	1.000 MHz	3.701 03 GHz	-41.77 dBm	-28.77 dB
3.710 GHz	3.720 GHz	1.000 MHz	3.713 05 GHz	-41.56 dBm	-16.56 dB
3.720 GHz	3.820 GHz	1.000 MHz	3.806 86 GHz	-43.17 dBm	-3.17 dB

1RBmax

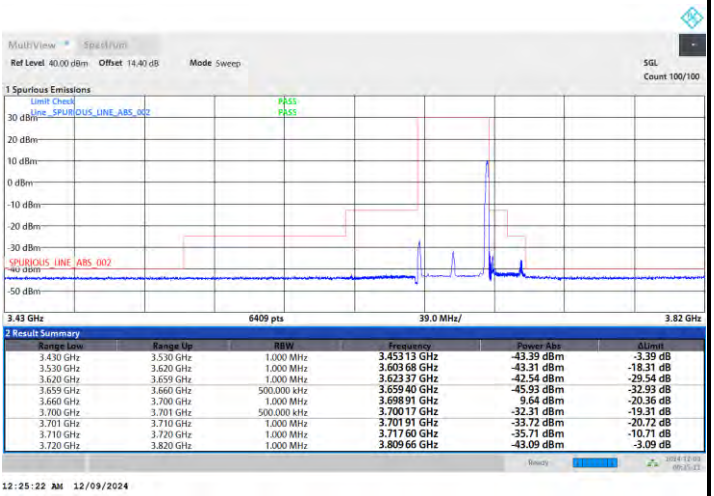

Range Low	Range Up	RBW	Frequency	Power Abs	ΔLimit
3.430 GHz	3.530 GHz	1.000 MHz	3.453 13 GHz	-43.39 dBm	-3.39 dB
3.530 GHz	3.620 GHz	1.000 MHz	3.603 68 GHz	-43.31 dBm	-18.31 dB
3.620 GHz	3.659 GHz	1.000 MHz	3.623 37 GHz	-42.54 dBm	-29.54 dB
3.659 GHz	3.660 GHz	500.000 kHz	3.659 40 GHz	-45.93 dBm	-32.93 dB
3.660 GHz	3.700 GHz	1.000 MHz	3.698 91 GHz	9.64 dBm	-20.36 dB
3.700 GHz	3.701 GHz	500.000 kHz	3.700 17 GHz	-32.31 dBm	-19.31 dB
3.701 GHz	3.710 GHz	1.000 MHz	3.701 91 GHz	-33.72 dBm	-20.72 dB
3.710 GHz	3.720 GHz	1.000 MHz	3.717 60 GHz	-35.71 dBm	-10.71 dB
3.720 GHz	3.820 GHz	1.000 MHz	3.809 66 GHz	-43.09 dBm	-3.09 dB

Full RB

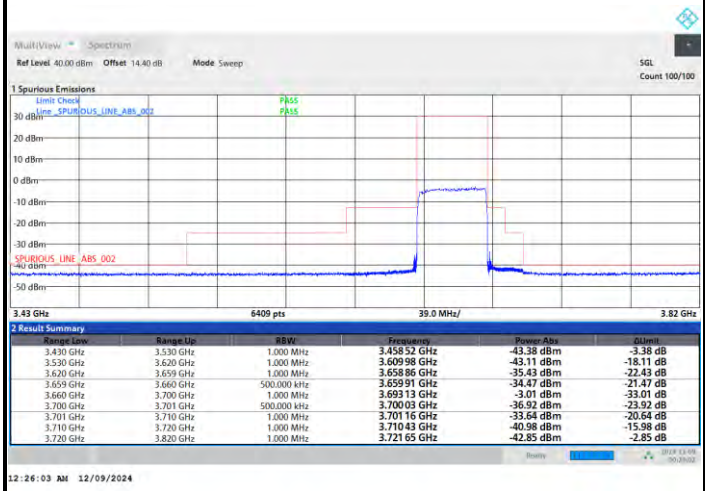

Range Low	Range Up	RBW	Frequency	Power Abs	ΔLimit
3.430 GHz	3.530 GHz	1.000 MHz	3.458 52 GHz	-43.38 dBm	-3.38 dB
3.530 GHz	3.620 GHz	1.000 MHz	3.609 98 GHz	-43.11 dBm	-18.11 dB
3.620 GHz	3.659 GHz	1.000 MHz	3.658 86 GHz	-35.43 dBm	-22.43 dB
3.659 GHz	3.660 GHz	500.000 kHz	3.659 91 GHz	-34.47 dBm	-21.47 dB
3.660 GHz	3.700 GHz	1.000 MHz	3.693 13 GHz	-3.01 dBm	-33.01 dB
3.700 GHz	3.701 GHz	500.000 kHz	3.700 03 GHz	-36.92 dBm	-23.92 dB
3.701 GHz	3.710 GHz	1.000 MHz	3.701 16 GHz	-33.64 dBm	-20.64 dB
3.710 GHz	3.720 GHz	1.000 MHz	3.710 43 GHz	-40.98 dBm	-15.98 dB
3.720 GHz	3.820 GHz	1.000 MHz	3.721 65 GHz	-42.85 dBm	-2.85 dB

FR1 n48 / 40MHz / CP OFDM / 256QAM

Lowest Channel

1RB0

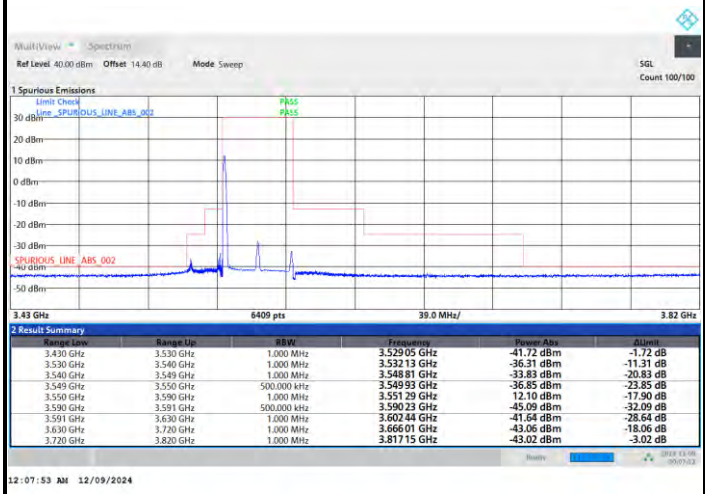

Range Low	Range Up	RBW	Frequency	Power Abs	ΔLimit
3.430 GHz	3.530 GHz	1.000 MHz	3.529 05 GHz	-41.72 dBm	-1.72 dB
3.530 GHz	3.540 GHz	1.000 MHz	3.532 13 GHz	-36.31 dBm	-11.31 dB
3.540 GHz	3.549 GHz	1.000 MHz	3.548 81 GHz	-33.83 dBm	-20.83 dB
3.549 GHz	3.550 GHz	500.000 kHz	3.549 93 GHz	-36.85 dBm	-23.85 dB
3.550 GHz	3.590 GHz	1.000 MHz	3.551 29 GHz	12.10 dBm	-17.90 dB
3.590 GHz	3.591 GHz	500.000 kHz	3.590 23 GHz	-45.09 dBm	-32.09 dB
3.591 GHz	3.630 GHz	1.000 MHz	3.602 44 GHz	-41.64 dBm	-28.64 dB
3.630 GHz	3.720 GHz	1.000 MHz	3.666 01 GHz	-43.06 dBm	-18.06 dB
3.720 GHz	3.820 GHz	1.000 MHz	3.817 15 GHz	-43.02 dBm	-3.02 dB

12:07:53 AM 12/09/2024

1RBmax

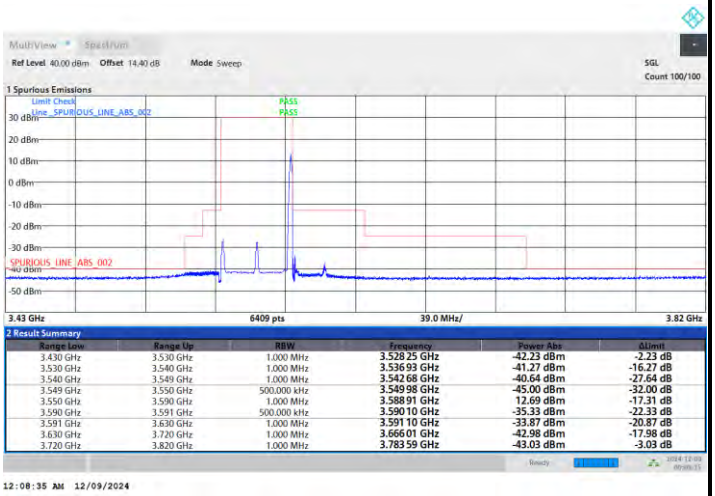

Range Low	Range Up	RBW	Frequency	Power Abs	ΔLimit
3.430 GHz	3.530 GHz	1.000 MHz	3.528 25 GHz	-42.23 dBm	-2.23 dB
3.530 GHz	3.540 GHz	1.000 MHz	3.536 93 GHz	-41.27 dBm	-16.27 dB
3.540 GHz	3.549 GHz	1.000 MHz	3.542 68 GHz	-40.64 dBm	-27.64 dB
3.549 GHz	3.550 GHz	500.000 kHz	3.549 98 GHz	-45.00 dBm	-32.00 dB
3.550 GHz	3.590 GHz	1.000 MHz	3.588 91 GHz	12.69 dBm	-17.31 dB
3.590 GHz	3.591 GHz	500.000 kHz	3.590 10 GHz	-35.33 dBm	-22.33 dB
3.591 GHz	3.630 GHz	1.000 MHz	3.591 10 GHz	-33.87 dBm	-20.87 dB
3.630 GHz	3.720 GHz	1.000 MHz	3.666 01 GHz	-42.98 dBm	-17.98 dB
3.720 GHz	3.820 GHz	1.000 MHz	3.783 59 GHz	-43.03 dBm	-3.03 dB

12:08:35 AM 12/09/2024

Full RB

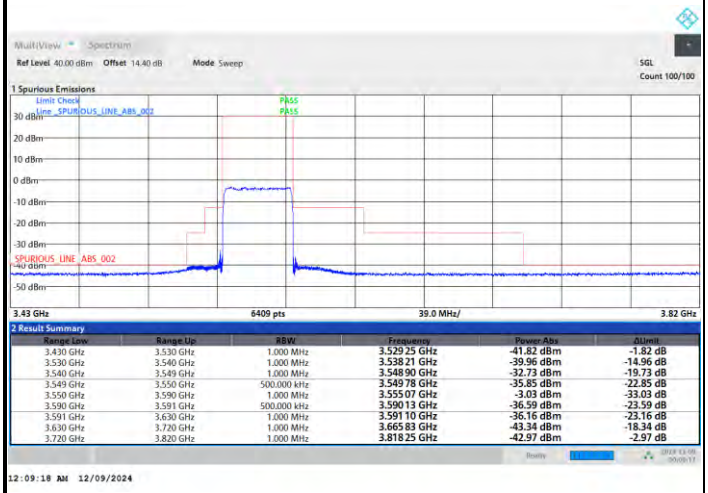

Range Low	Range Up	RBW	Frequency	Power Abs	ΔLimit
3.430 GHz	3.530 GHz	1.000 MHz	3.529 25 GHz	-41.82 dBm	-1.82 dB
3.530 GHz	3.540 GHz	1.000 MHz	3.538 21 GHz	-39.96 dBm	-14.96 dB
3.540 GHz	3.549 GHz	1.000 MHz	3.548 90 GHz	-32.73 dBm	-19.73 dB
3.549 GHz	3.550 GHz	500.000 kHz	3.549 78 GHz	-35.85 dBm	-22.85 dB
3.550 GHz	3.590 GHz	1.000 MHz	3.555 07 GHz	-3.03 dBm	-33.03 dB
3.590 GHz	3.591 GHz	500.000 kHz	3.590 13 GHz	-36.59 dBm	-23.59 dB
3.591 GHz	3.630 GHz	1.000 MHz	3.591 10 GHz	-36.16 dBm	-23.16 dB
3.630 GHz	3.720 GHz	1.000 MHz	3.665 83 GHz	-43.34 dBm	-18.34 dB
3.720 GHz	3.820 GHz	1.000 MHz	3.818 25 GHz	-42.97 dBm	-2.97 dB

12:09:18 AM 12/09/2024

FR1 n48 / 40MHz / CP OFDM / 256QAM

Middle Channel

1RB0

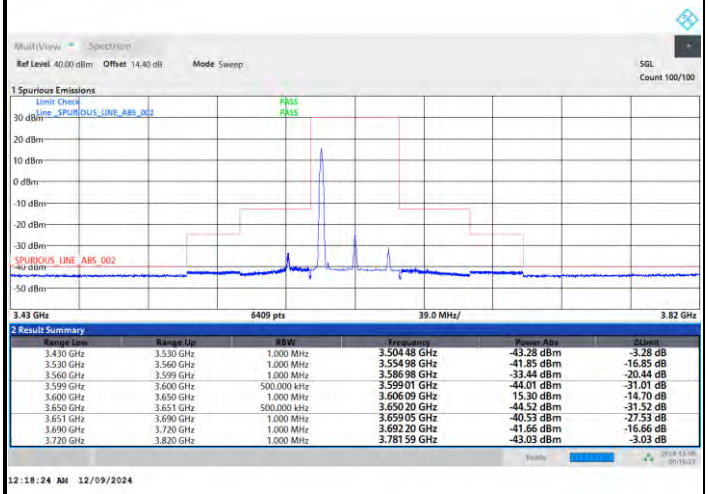

Range Low	Range Up	RBW	Frequency	Power Abs	ΔLimit
3.430 GHz	3.530 GHz	1.000 MHz	3.504 48 GHz	-43.28 dBm	-3.28 dB
3.530 GHz	3.560 GHz	1.000 MHz	3.554 98 GHz	-41.85 dBm	-16.85 dB
3.560 GHz	3.599 GHz	1.000 MHz	3.586 98 GHz	-33.44 dBm	-20.44 dB
3.599 GHz	3.600 GHz	500.000 kHz	3.599 01 GHz	-44.01 dBm	-31.01 dB
3.600 GHz	3.650 GHz	1.000 MHz	3.606 09 GHz	15.30 dBm	-14.70 dB
3.650 GHz	3.651 GHz	500.000 kHz	3.650 20 GHz	-44.52 dBm	-31.52 dB
3.651 GHz	3.690 GHz	1.000 MHz	3.659 05 GHz	-40.53 dBm	-27.53 dB
3.690 GHz	3.720 GHz	1.000 MHz	3.692 20 GHz	-41.66 dBm	-16.66 dB
3.720 GHz	3.820 GHz	1.000 MHz	3.781 59 GHz	-43.03 dBm	-3.03 dB

1RBmax

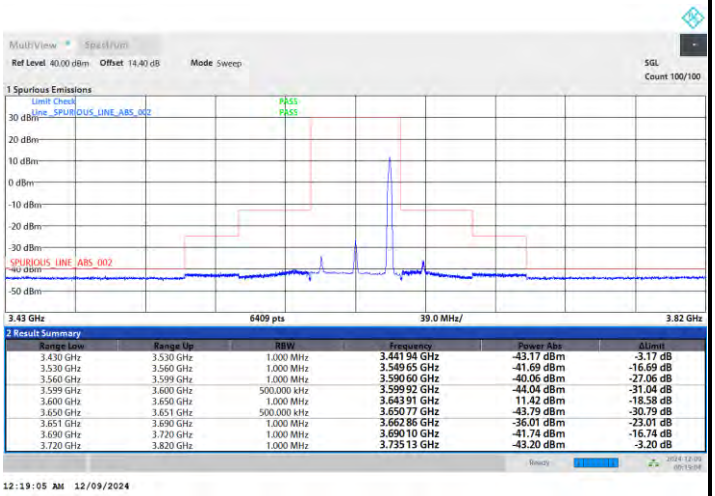

Range Low	Range Up	RBW	Frequency	Power Abs	ΔLimit
3.430 GHz	3.530 GHz	1.000 MHz	3.441 94 GHz	-43.17 dBm	-3.17 dB
3.530 GHz	3.560 GHz	1.000 MHz	3.549 65 GHz	-41.69 dBm	-16.69 dB
3.560 GHz	3.599 GHz	1.000 MHz	3.590 60 GHz	-40.06 dBm	-27.06 dB
3.599 GHz	3.600 GHz	500.000 kHz	3.599 92 GHz	-44.04 dBm	-31.04 dB
3.600 GHz	3.650 GHz	1.000 MHz	3.643 91 GHz	11.42 dBm	-18.58 dB
3.650 GHz	3.651 GHz	500.000 kHz	3.650 77 GHz	-43.79 dBm	-30.79 dB
3.651 GHz	3.690 GHz	1.000 MHz	3.662 86 GHz	-36.01 dBm	-23.01 dB
3.690 GHz	3.720 GHz	1.000 MHz	3.690 10 GHz	-41.74 dBm	-16.74 dB
3.720 GHz	3.820 GHz	1.000 MHz	3.735 13 GHz	-43.20 dBm	-3.20 dB

Full RB

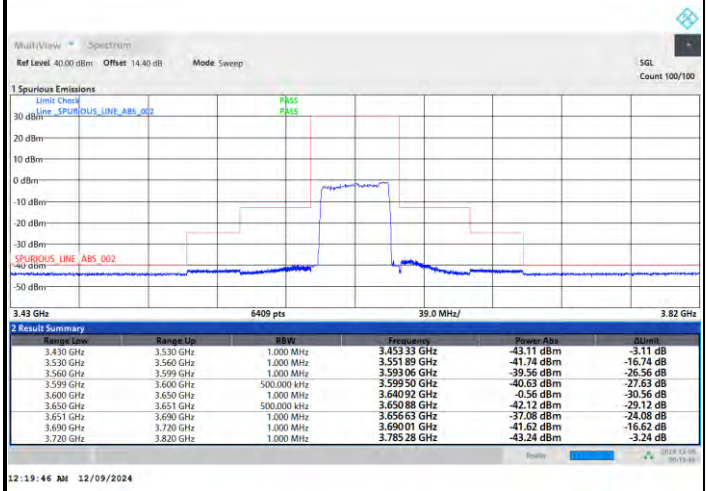

Range Low	Range Up	RBW	Frequency	Power Abs	ΔLimit
3.430 GHz	3.530 GHz	1.000 MHz	3.453 33 GHz	-43.11 dBm	-3.11 dB
3.530 GHz	3.560 GHz	1.000 MHz	3.551 89 GHz	-41.74 dBm	-16.74 dB
3.560 GHz	3.599 GHz	1.000 MHz	3.593 06 GHz	-39.56 dBm	-26.56 dB
3.599 GHz	3.600 GHz	500.000 kHz	3.599 50 GHz	-40.63 dBm	-27.63 dB
3.600 GHz	3.650 GHz	1.000 MHz	3.640 92 GHz	-0.56 dBm	-30.56 dB
3.650 GHz	3.651 GHz	500.000 kHz	3.650 88 GHz	-42.12 dBm	-29.12 dB
3.651 GHz	3.690 GHz	1.000 MHz	3.656 63 GHz	-37.08 dBm	-24.08 dB
3.690 GHz	3.720 GHz	1.000 MHz	3.690 01 GHz	-41.62 dBm	-16.62 dB
3.720 GHz	3.820 GHz	1.000 MHz	3.785 28 GHz	-43.24 dBm	-3.24 dB

FR1 n48 / 40MHz / CP OFDM / 256QAM

Highest Channel

1RB0

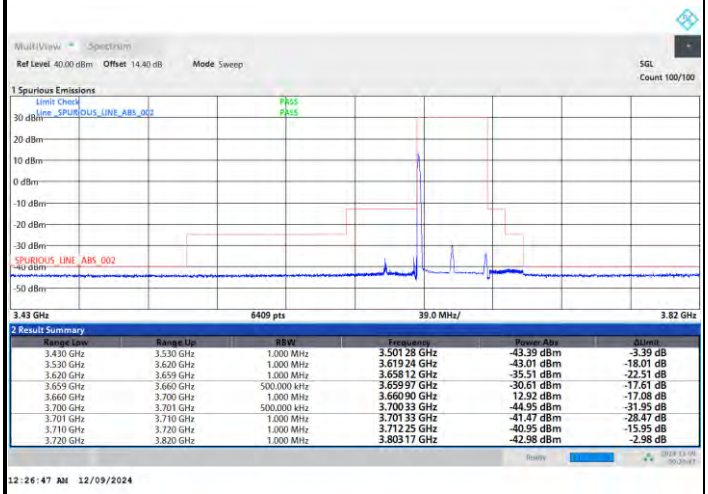

Range Low	Range Up	RBW	Frequency	Power Abs	ΔLimit
3.430 GHz	3.530 GHz	1.000 MHz	3.501 28 GHz	-43.39 dBm	-3.39 dB
3.530 GHz	3.620 GHz	1.000 MHz	3.619 24 GHz	-43.01 dBm	-18.01 dB
3.620 GHz	3.659 GHz	1.000 MHz	3.658 12 GHz	-35.51 dBm	-22.51 dB
3.659 GHz	3.660 GHz	500.000 kHz	3.659 97 GHz	-30.61 dBm	-17.61 dB
3.660 GHz	3.700 GHz	1.000 MHz	3.660 90 GHz	12.92 dBm	-17.08 dB
3.700 GHz	3.701 GHz	500.000 kHz	3.700 33 GHz	-44.95 dBm	-31.95 dB
3.701 GHz	3.710 GHz	1.000 MHz	3.701 33 GHz	-41.47 dBm	-28.47 dB
3.710 GHz	3.720 GHz	1.000 MHz	3.712 25 GHz	-40.95 dBm	-15.95 dB
3.720 GHz	3.820 GHz	1.000 MHz	3.803 17 GHz	-42.98 dBm	-2.98 dB

1RBmax

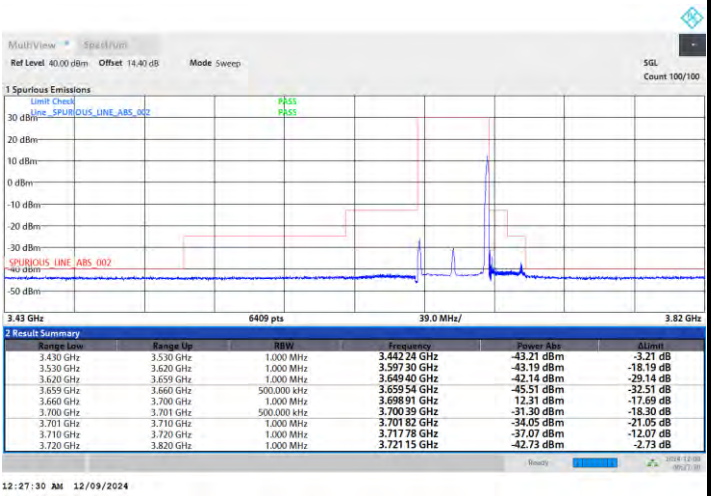

Range Low	Range Up	RBW	Frequency	Power Abs	ΔLimit
3.430 GHz	3.530 GHz	1.000 MHz	3.442 24 GHz	-43.21 dBm	-3.21 dB
3.530 GHz	3.620 GHz	1.000 MHz	3.597 30 GHz	-43.19 dBm	-18.19 dB
3.620 GHz	3.659 GHz	1.000 MHz	3.649 40 GHz	-42.14 dBm	-29.14 dB
3.659 GHz	3.660 GHz	500.000 kHz	3.659 54 GHz	-45.51 dBm	-32.51 dB
3.660 GHz	3.700 GHz	1.000 MHz	3.698 91 GHz	12.31 dBm	-17.69 dB
3.700 GHz	3.701 GHz	500.000 kHz	3.700 39 GHz	-31.30 dBm	-18.30 dB
3.701 GHz	3.710 GHz	1.000 MHz	3.701 82 GHz	-34.05 dBm	-21.05 dB
3.710 GHz	3.720 GHz	1.000 MHz	3.717 78 GHz	-37.07 dBm	-12.07 dB
3.720 GHz	3.820 GHz	1.000 MHz	3.721 15 GHz	-42.73 dBm	-2.73 dB

Full RB

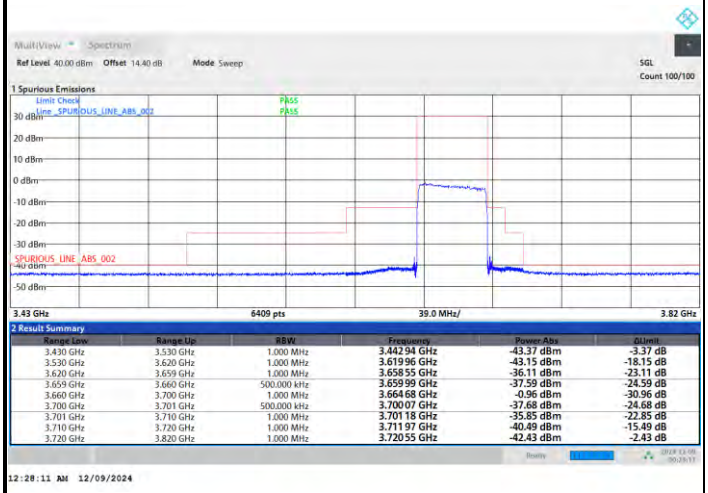

Range Low	Range Up	RBW	Frequency	Power Abs	ΔLimit
3.430 GHz	3.530 GHz	1.000 MHz	3.442 94 GHz	-43.37 dBm	-3.37 dB
3.530 GHz	3.620 GHz	1.000 MHz	3.619 96 GHz	-43.15 dBm	-18.15 dB
3.620 GHz	3.659 GHz	1.000 MHz	3.658 55 GHz	-36.11 dBm	-23.11 dB
3.659 GHz	3.660 GHz	500.000 kHz	3.659 99 GHz	-37.59 dBm	-24.59 dB
3.660 GHz	3.700 GHz	1.000 MHz	3.664 68 GHz	-0.96 dBm	-30.96 dB
3.700 GHz	3.701 GHz	500.000 kHz	3.700 07 GHz	-37.68 dBm	-24.68 dB
3.701 GHz	3.710 GHz	1.000 MHz	3.701 18 GHz	-35.85 dBm	-22.85 dB
3.710 GHz	3.720 GHz	1.000 MHz	3.711 97 GHz	-40.49 dBm	-15.49 dB
3.720 GHz	3.820 GHz	1.000 MHz	3.720 55 GHz	-42.43 dBm	-2.43 dB

Adjacent Channel Leakage Ratio (ACLR)

FR1 n48 / 10MHz / CP OFDM / QPSK	
Lowest Channel	
1RB0	1RBmax
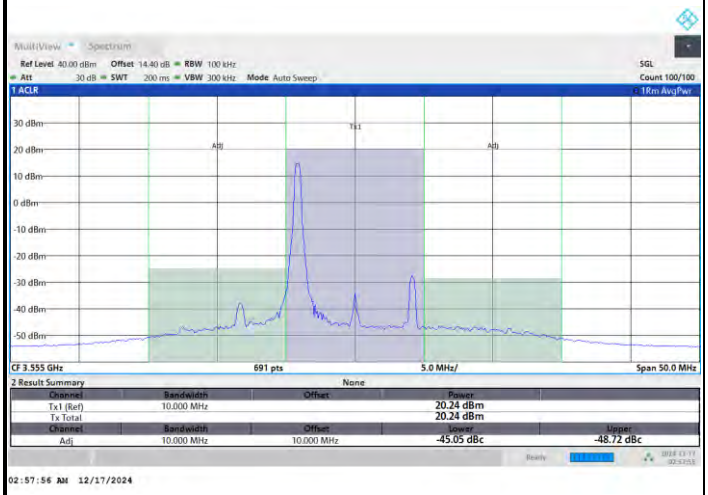	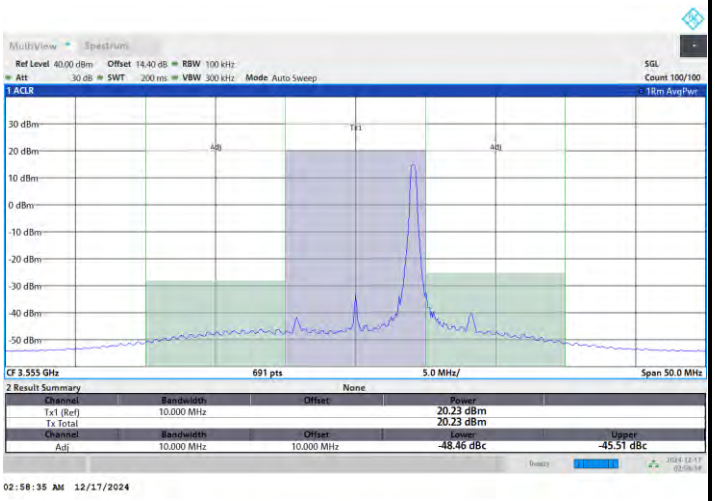
Full RB	
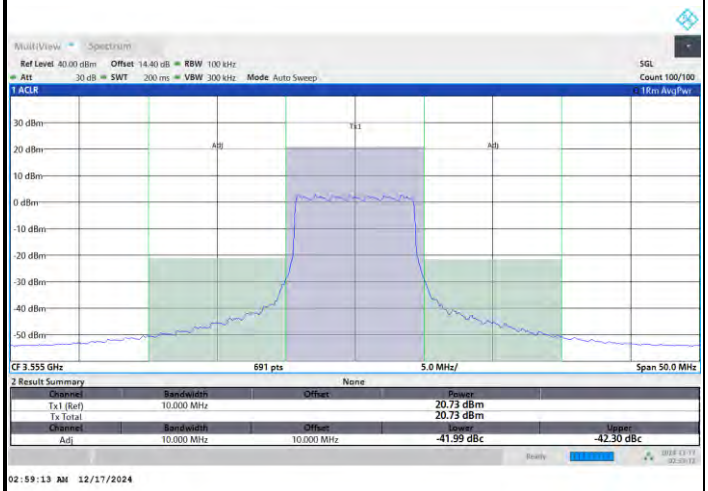	

FR1 n48 / 10MHz / CP OFDM / QPSK	
Middle Channel	
1RB0	1RBmax
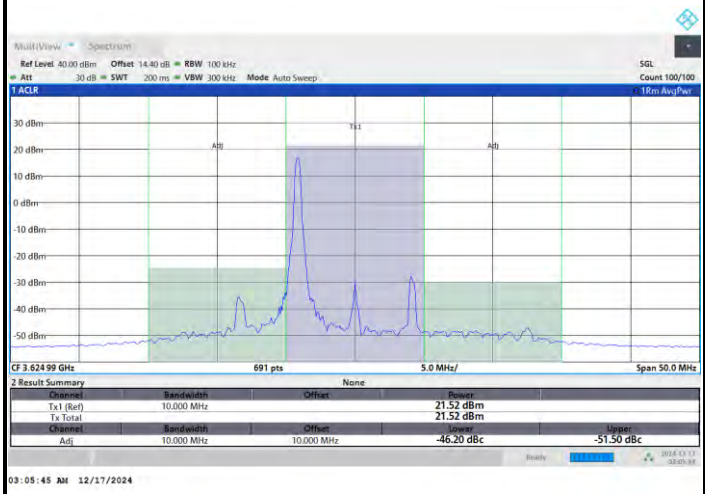	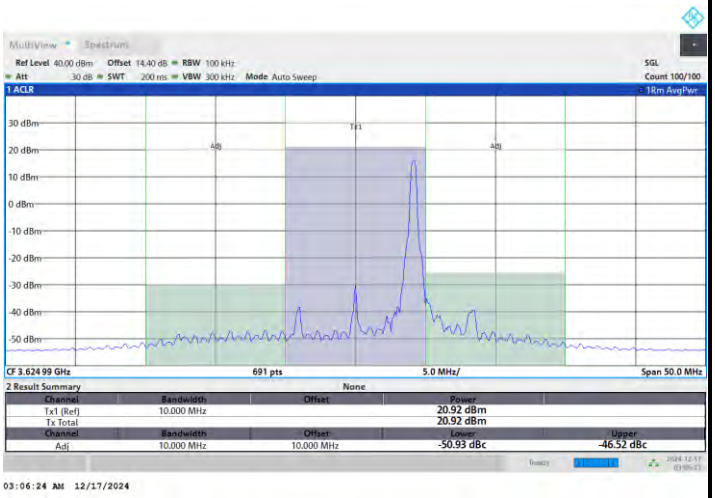
Full RB	
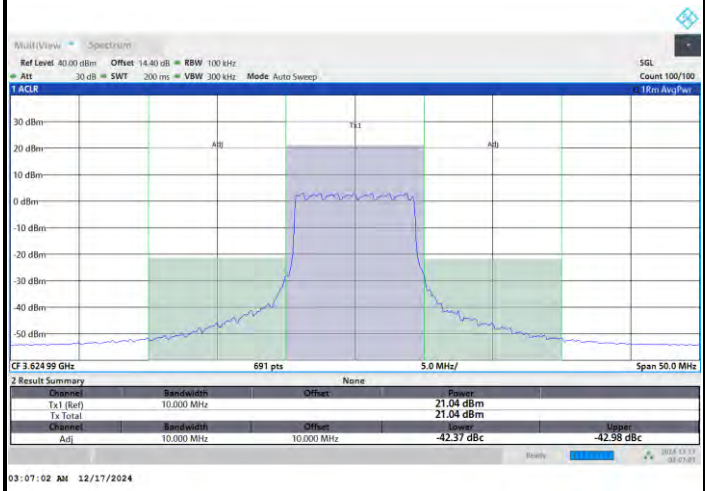	

FR1 n48 / 10MHz / CP OFDM / QPSK	
Highest Channel	
1RB0	1RBmax
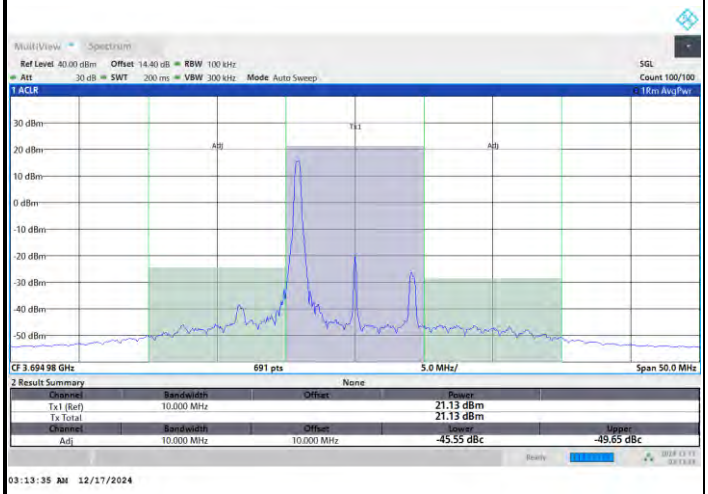	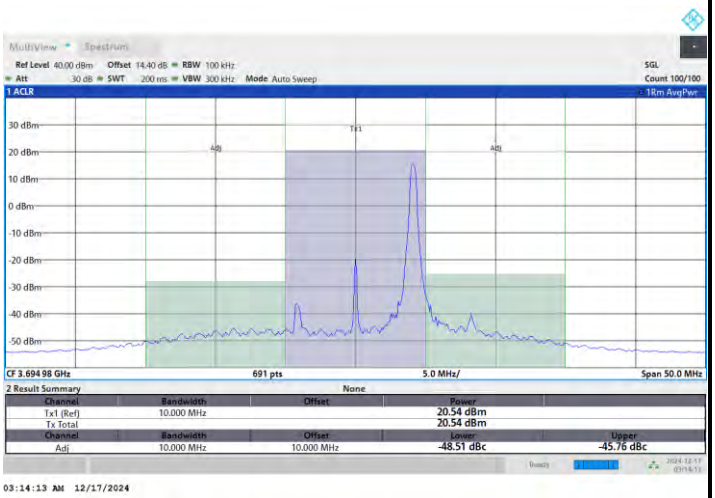
Full RB	
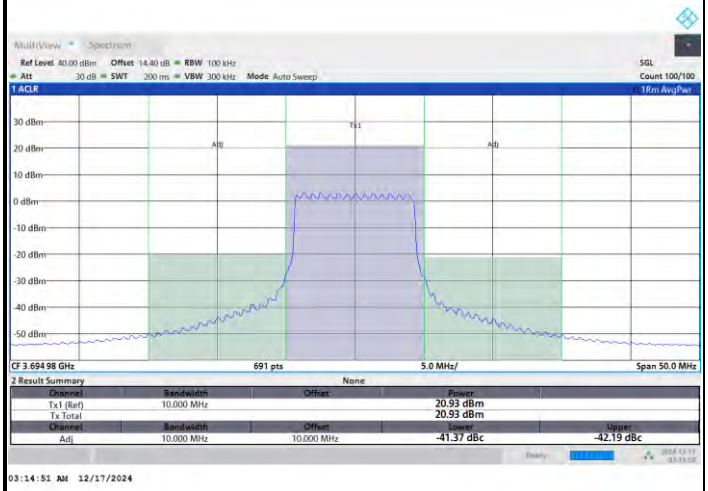	

FR1 n48 / 10MHz / CP OFDM / 16QAM	
Lowest Channel	
1RB0	1RBmax
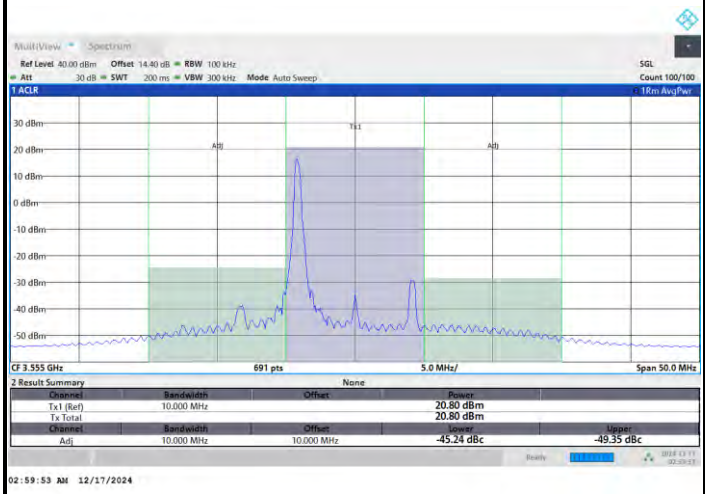	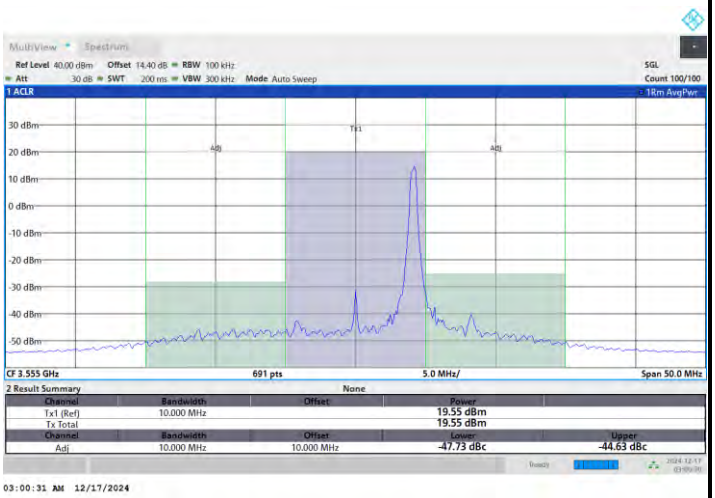
Full RB	
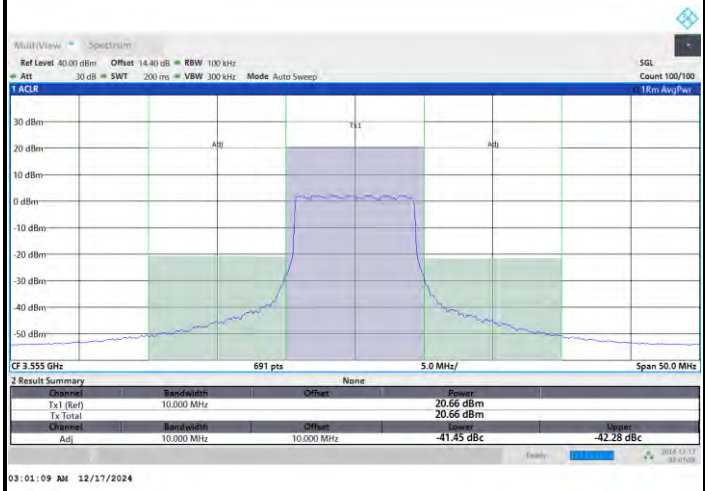	

FR1 n48 / 10MHz / CP OFDM / 16QAM	
Middle Channel	
1RB0	1RBmax
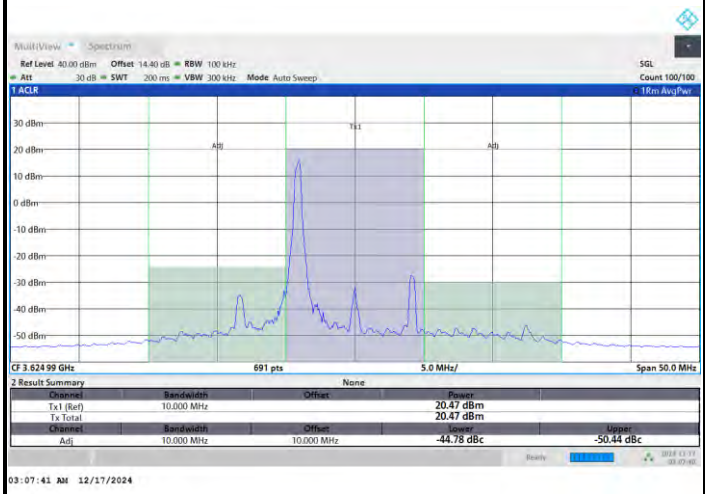	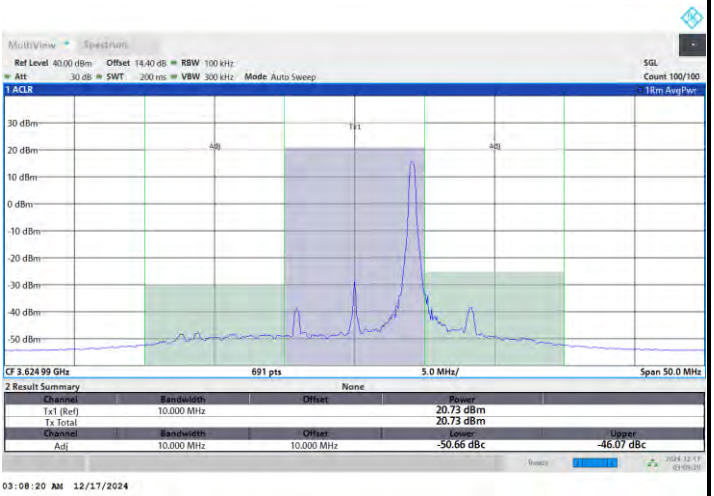
Full RB	
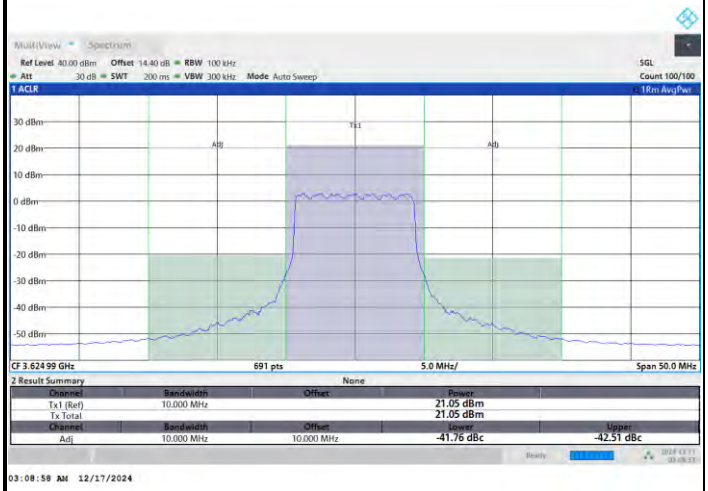	

FR1 n48 / 10MHz / CP OFDM / 16QAM	
Highest Channel	
1RB0	1RBmax
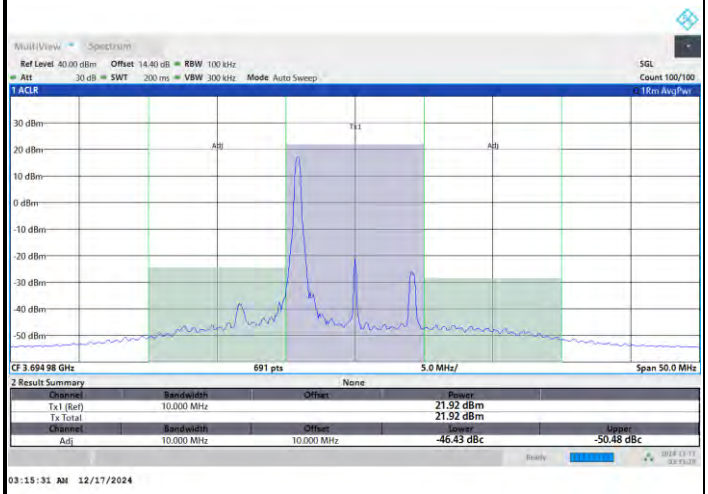	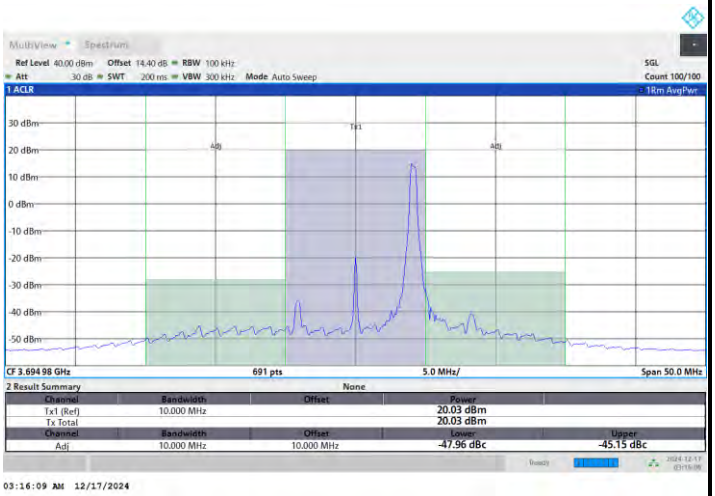
Full RB	
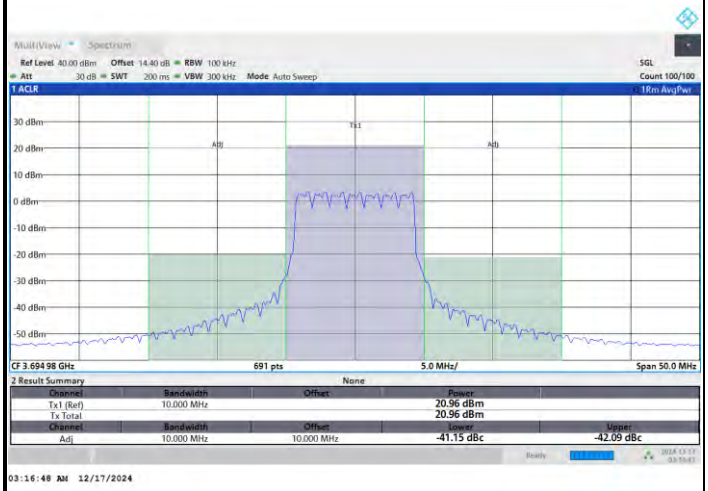	

FR1 n48 / 10MHz / CP OFDM / 64QAM	
Lowest Channel	
1RB0	1RBmax
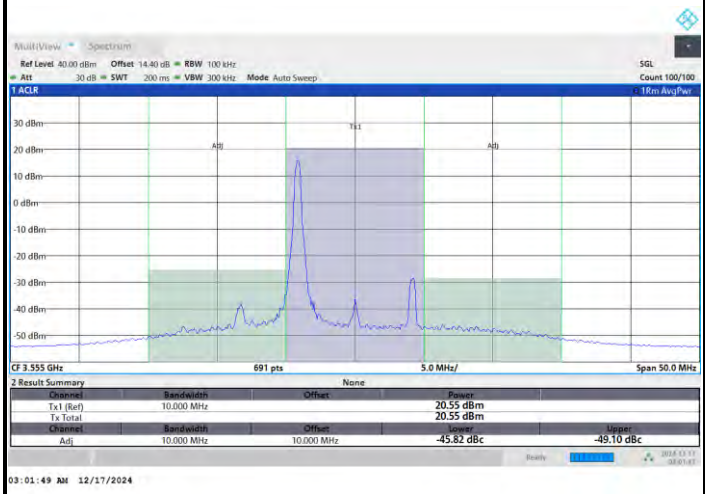	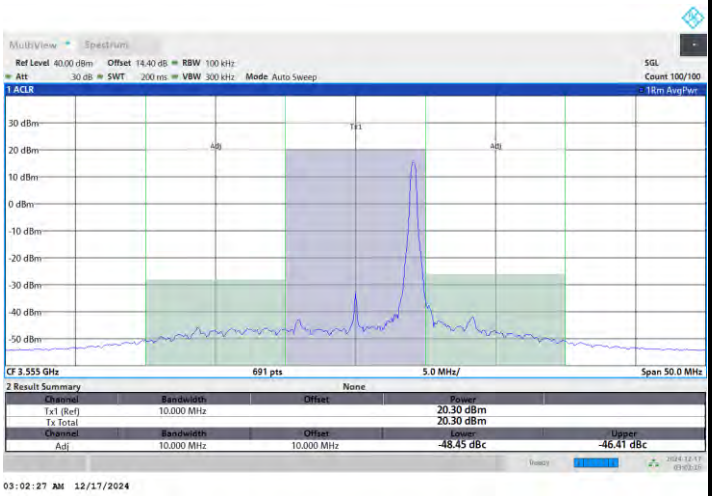
Full RB	
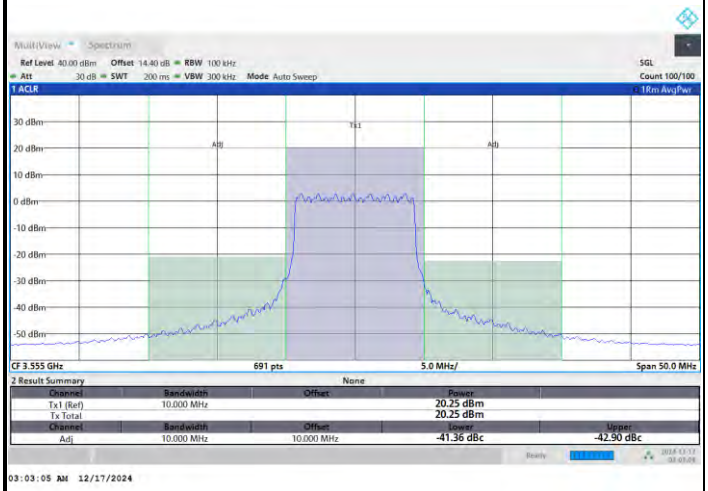	

FR1 n48 / 10MHz / CP OFDM / 64QAM	
Middle Channel	
1RB0	1RBmax
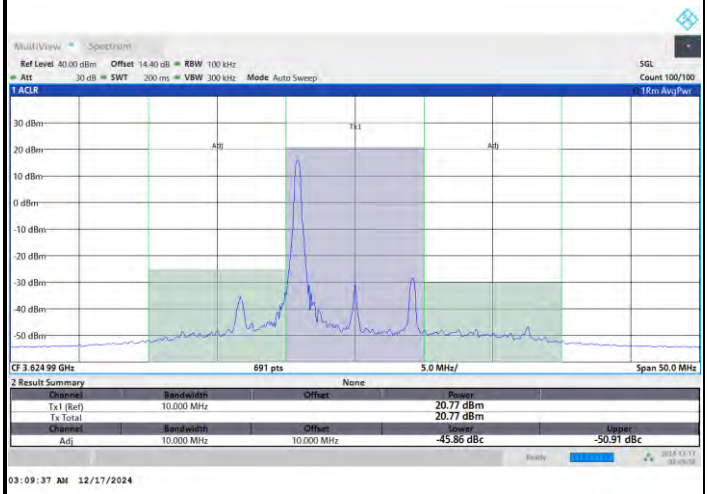	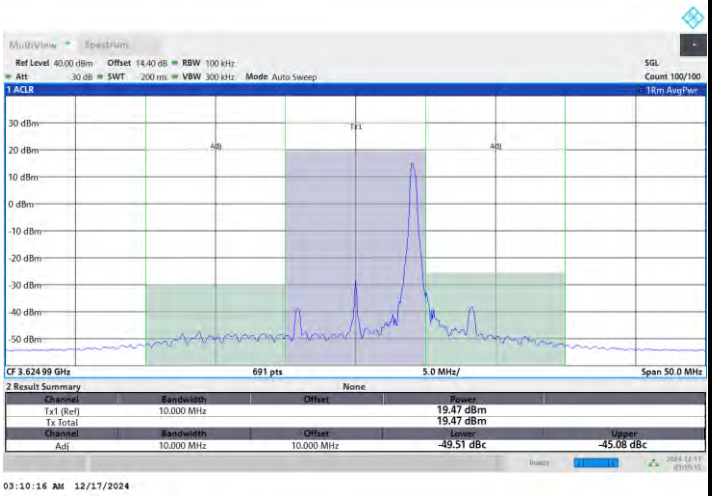
Full RB	
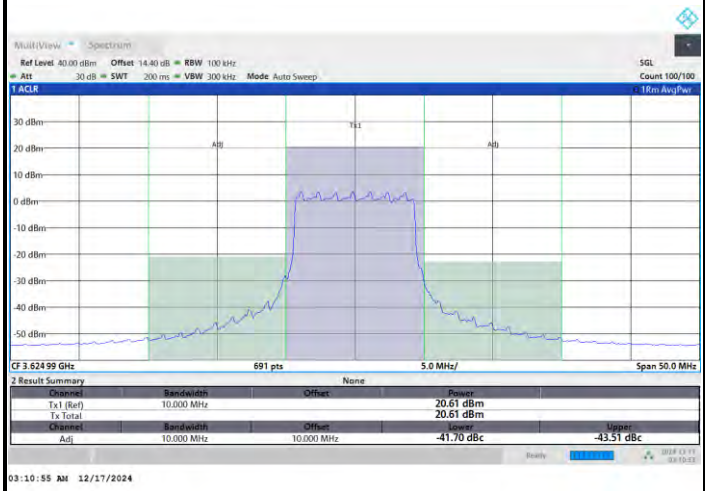	

FR1 n48 / 10MHz / CP OFDM / 64QAM	
Highest Channel	
1RB0	1RBmax
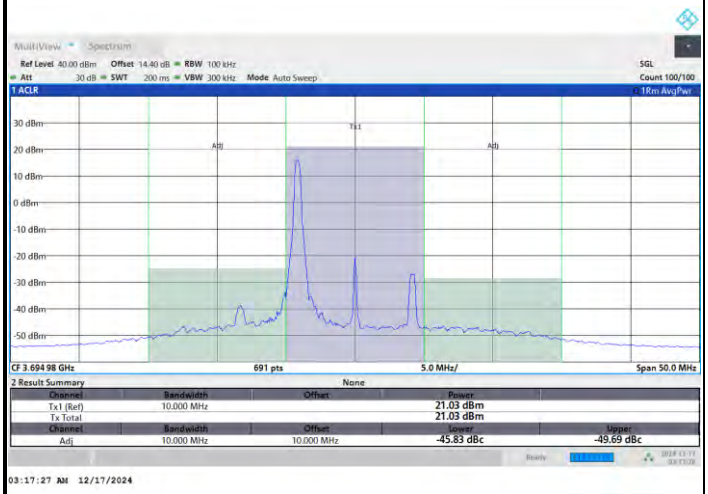	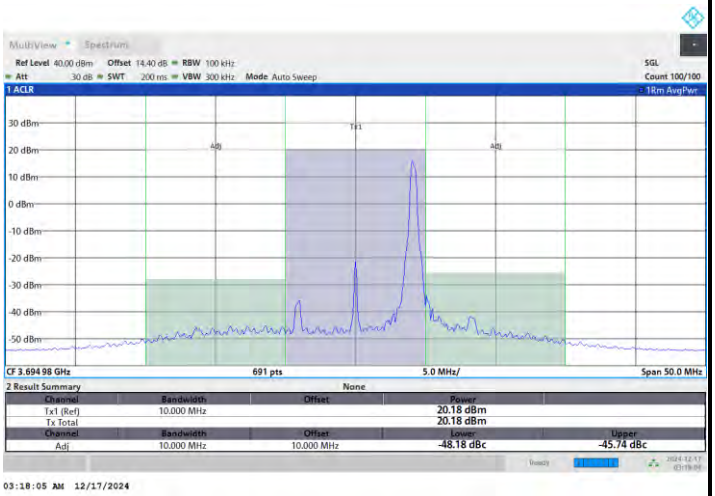
Full RB	
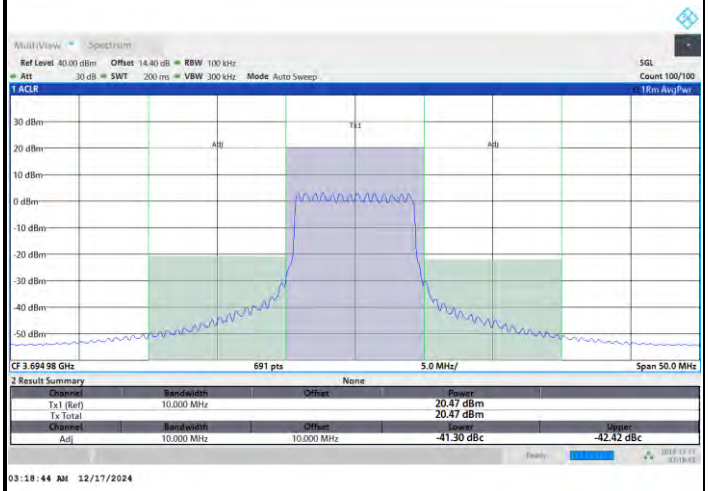	

FR1 n48 / 10MHz / CP OFDM / 256QAM	
Lowest Channel	
1RB0	1RBmax
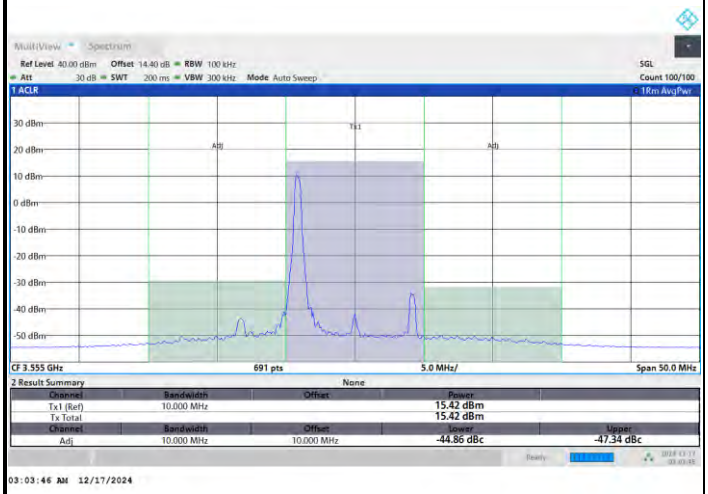	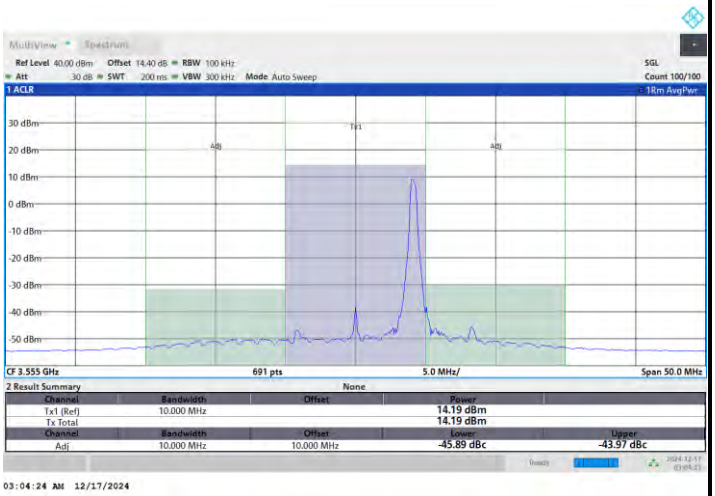
Full RB	
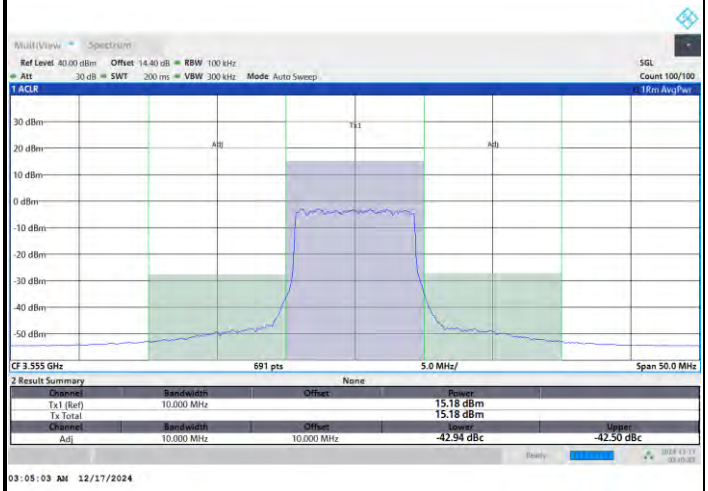	

FR1 n48 / 10MHz / CP OFDM / 256QAM	
Middle Channel	
1RB0	1RBmax
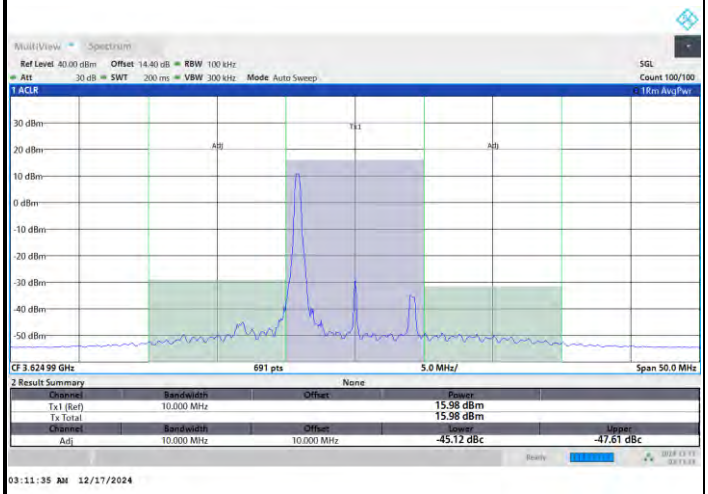	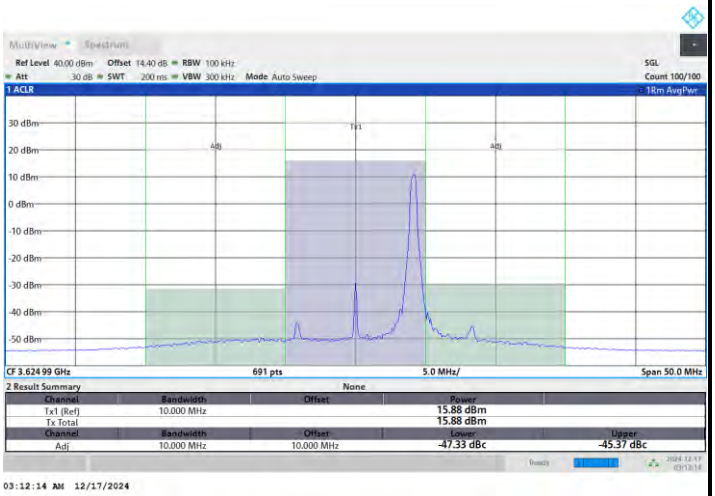
Full RB	
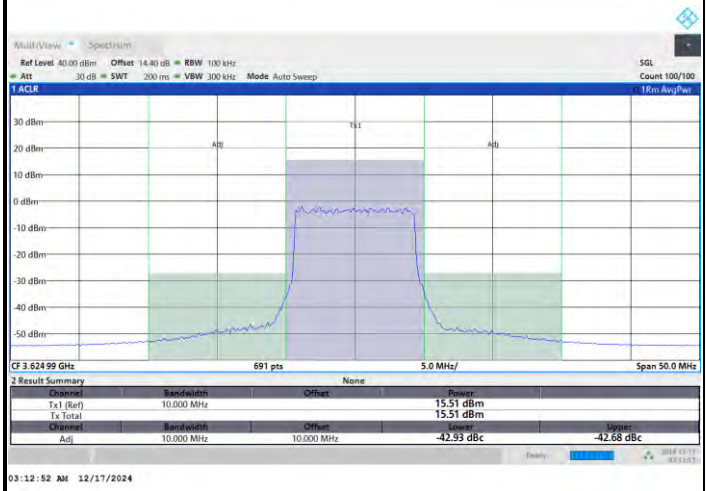	

FR1 n48 / 10MHz / CP OFDM / 256QAM	
Highest Channel	
1RB0	1RBmax
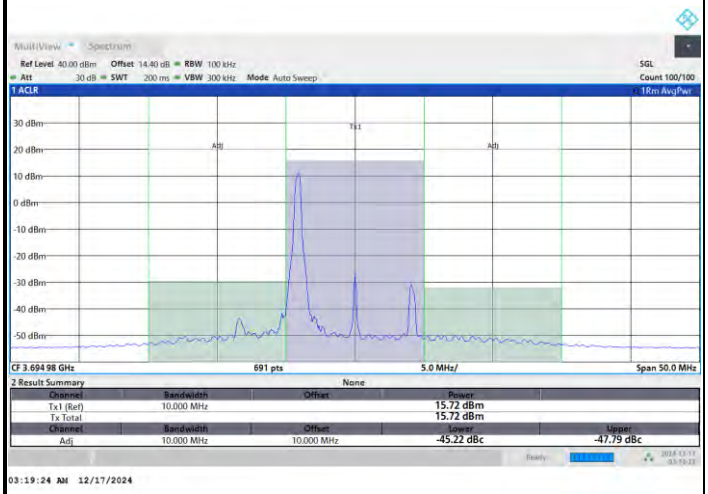	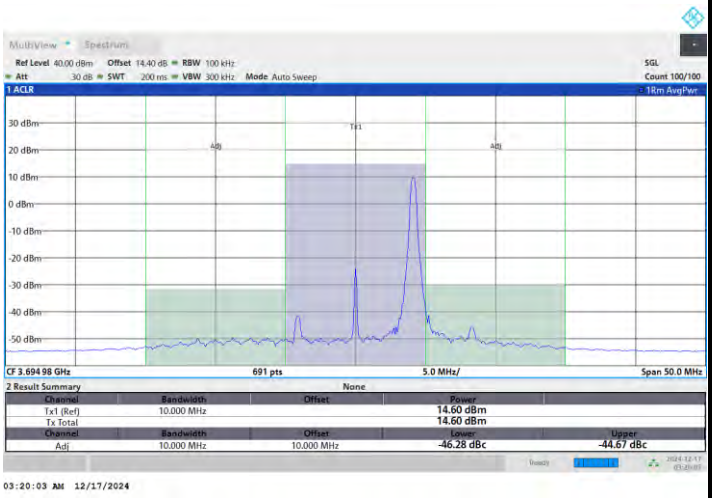
Full RB	
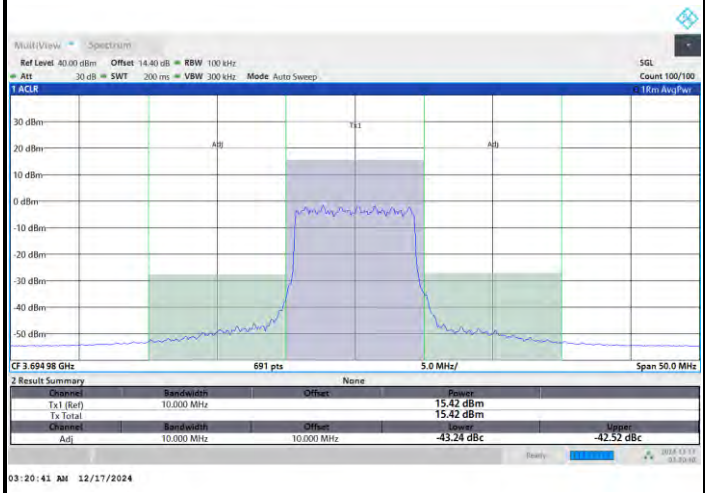	

FR1 n48 / 15MHz / CP OFDM / QPSK	
Lowest Channel	
Full RB	
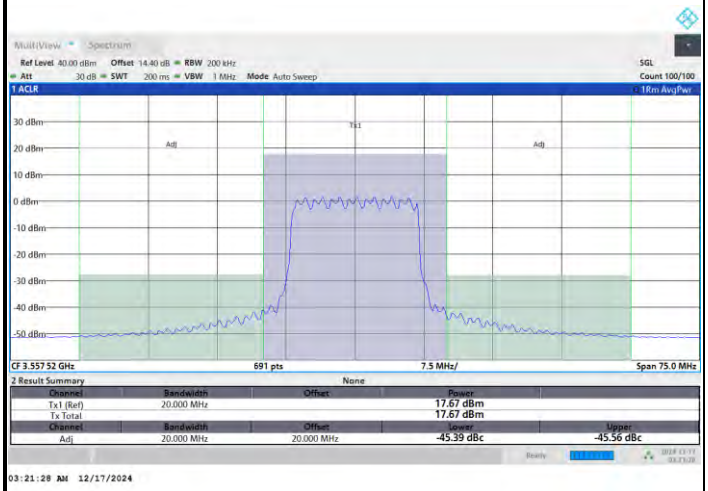	

FR1 n48 / 15MHz / CP OFDM / QPSK	
Middle Channel	
Full RB	
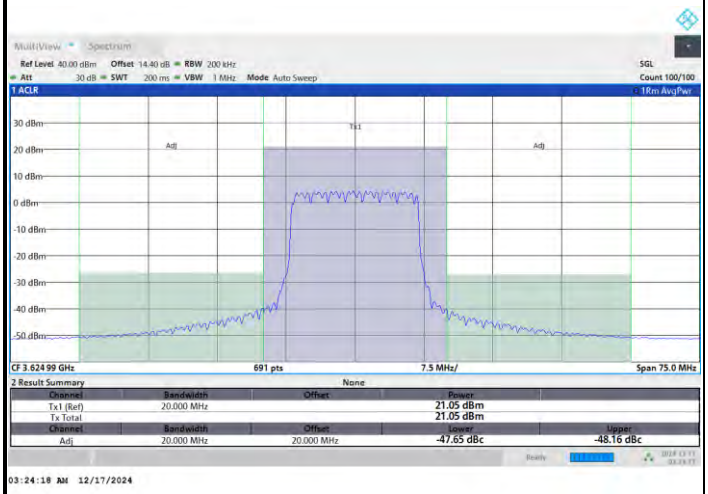	

FR1 n48 / 15MHz / CP OFDM / QPSK	
Highest Channel	
Full RB	
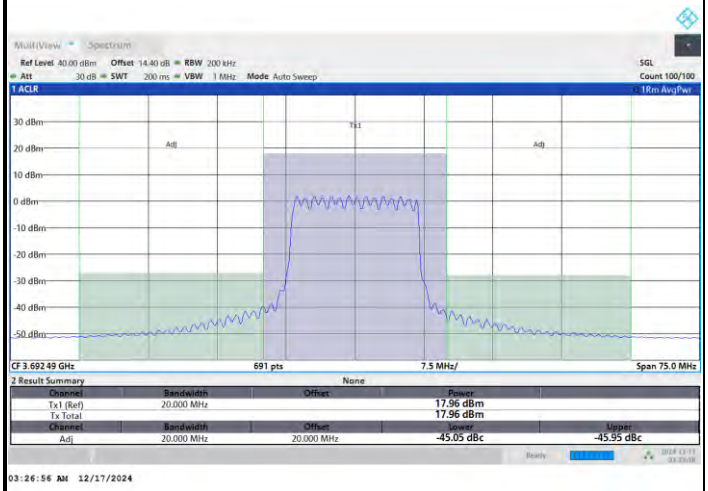	

FR1 n48 / 15MHz / CP OFDM / 16QAM	
Lowest Channel	
Full RB	
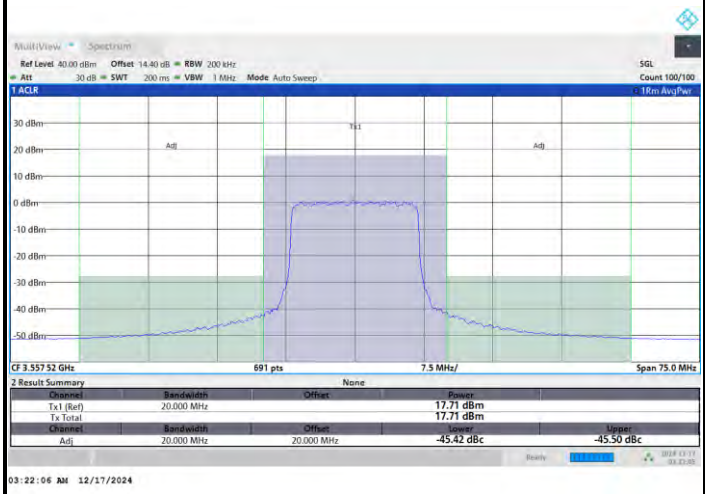	

FR1 n48 / 15MHz / CP OFDM / 16QAM	
Middle Channel	
Full RB	
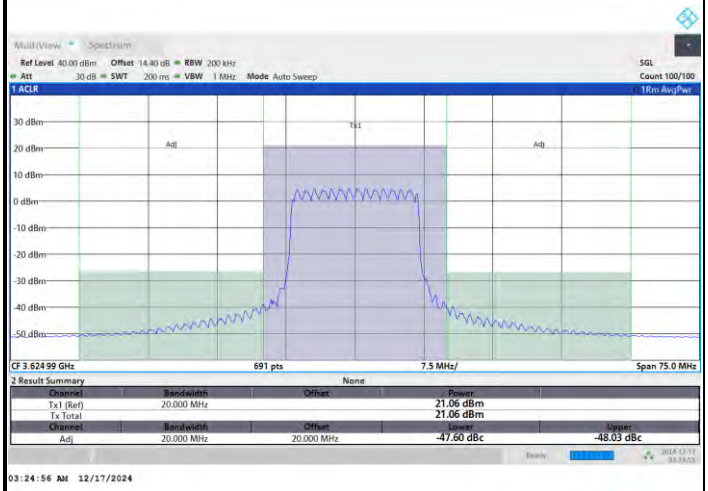	

FR1 n48 / 15MHz / CP OFDM / 16QAM	
Highest Channel	
Full RB	
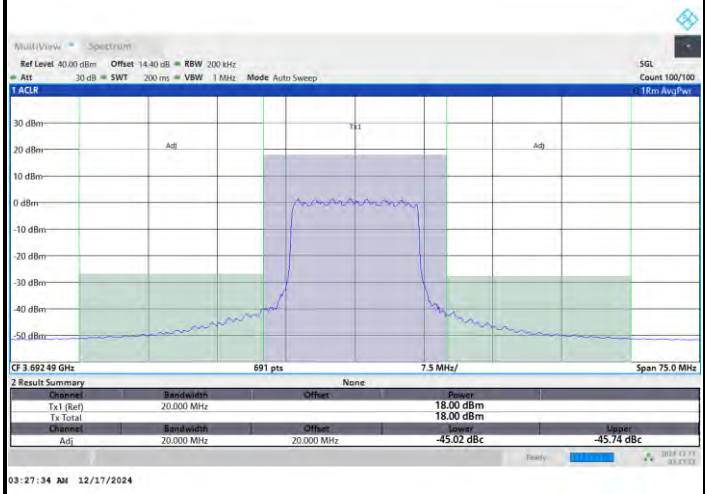	

FR1 n48 / 15MHz / CP OFDM / 64QAM	
Lowest Channel	
Full RB	
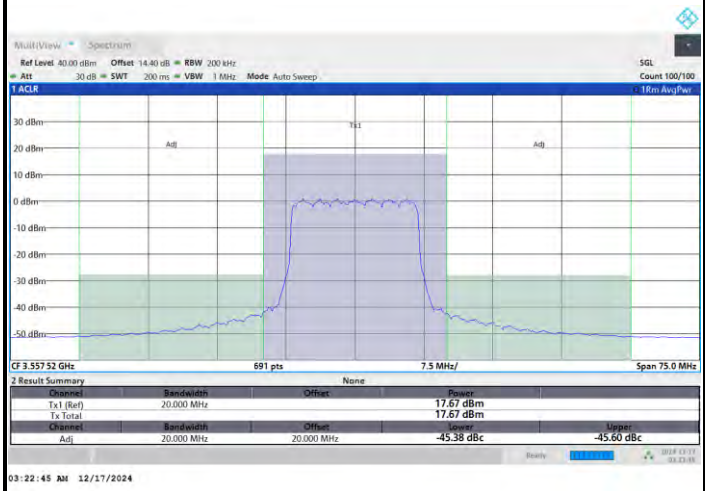	

FR1 n48 / 15MHz / CP OFDM / 64QAM	
Middle Channel	
Full RB	
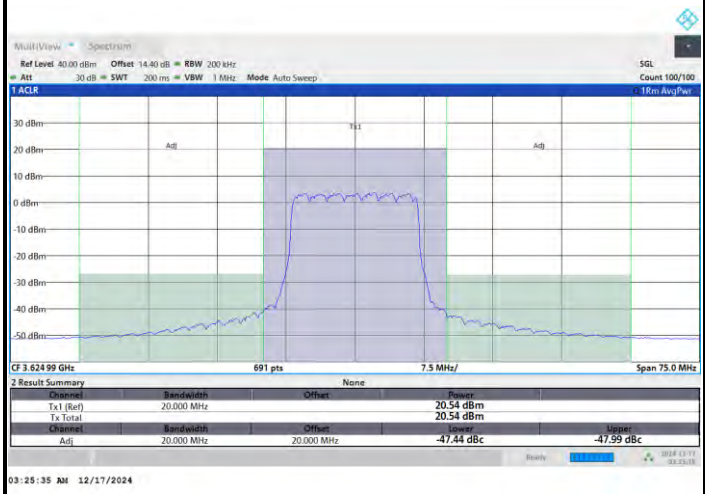	

FR1 n48 / 15MHz / CP OFDM / 64QAM	
Highest Channel	
Full RB	
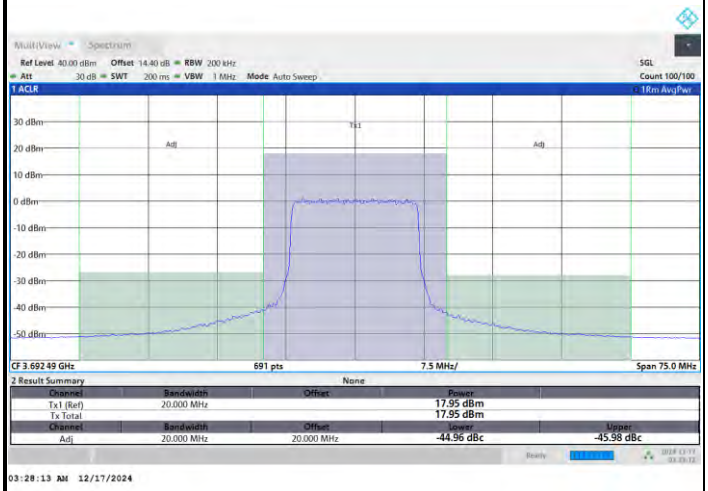	

FR1 n48 / 15MHz / CP OFDM / 256QAM	
Lowest Channel	
Full RB	
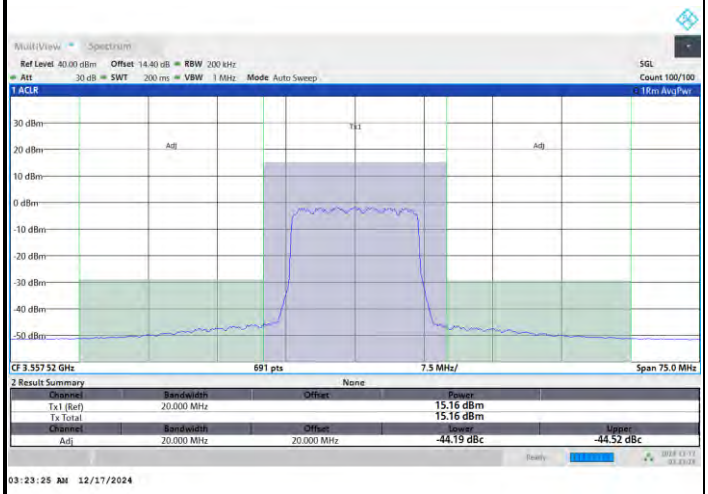	

FR1 n48 / 15MHz / CP OFDM / 256QAM	
Middle Channel	
Full RB	
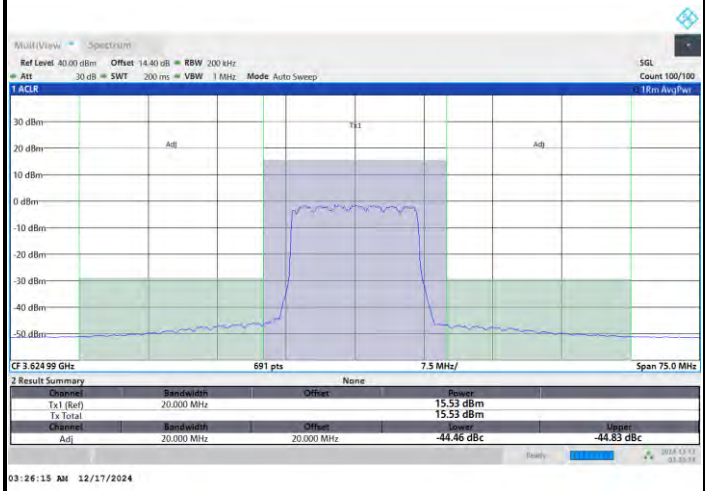	

FR1 n48 / 15MHz / CP OFDM / 256QAM	
Highest Channel	
Full RB	
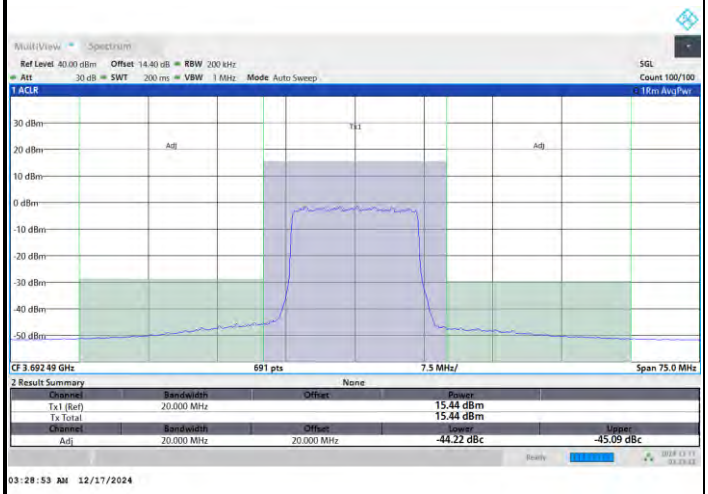	

FR1 n48 / 20MHz / CP OFDM / QPSK	
Lowest Channel	
Full RB	
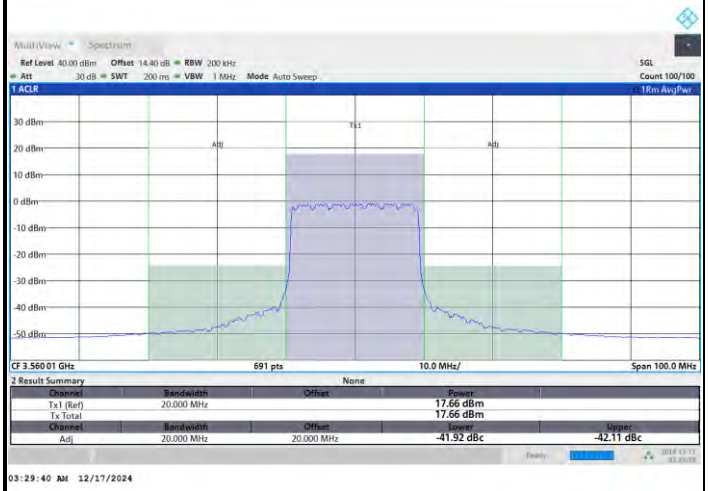	

FR1 n48 / 20MHz / CP OFDM / QPSK	
Middle Channel	
Full RB	
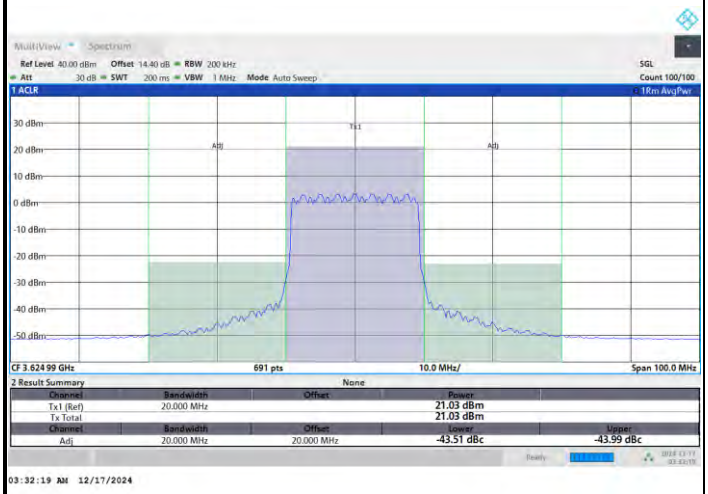	

FR1 n48 / 20MHz / CP OFDM / QPSK	
Highest Channel	
Full RB	
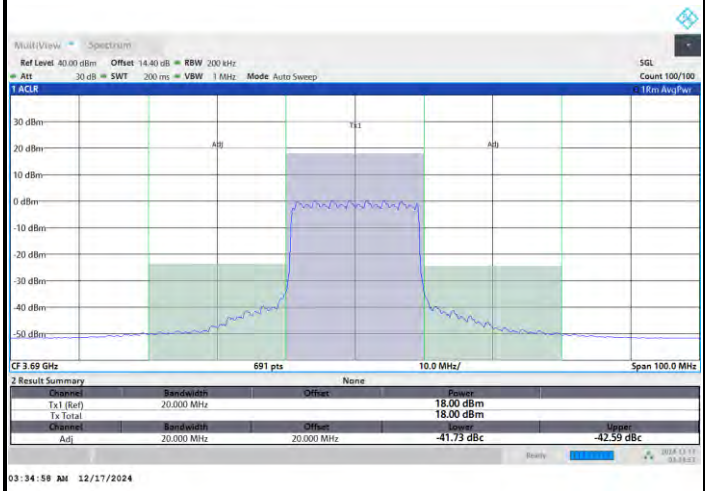	

FR1 n48 / 20MHz / CP OFDM / 16QAM	
Lowest Channel	
Full RB	
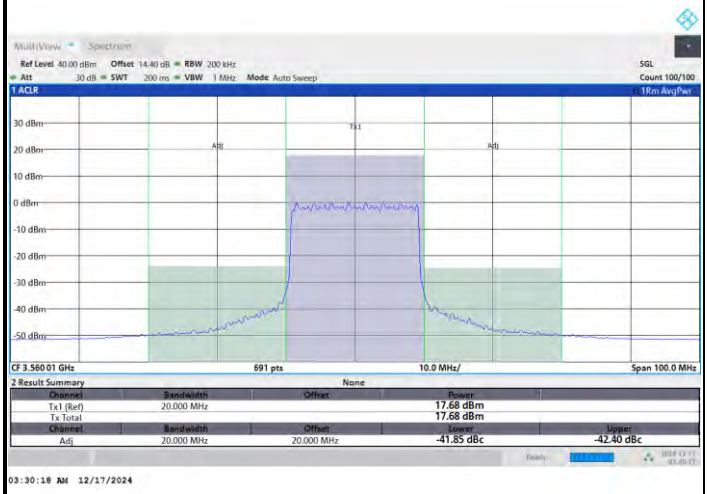	

FR1 n48 / 20MHz / CP OFDM / 16QAM	
Middle Channel	
Full RB	
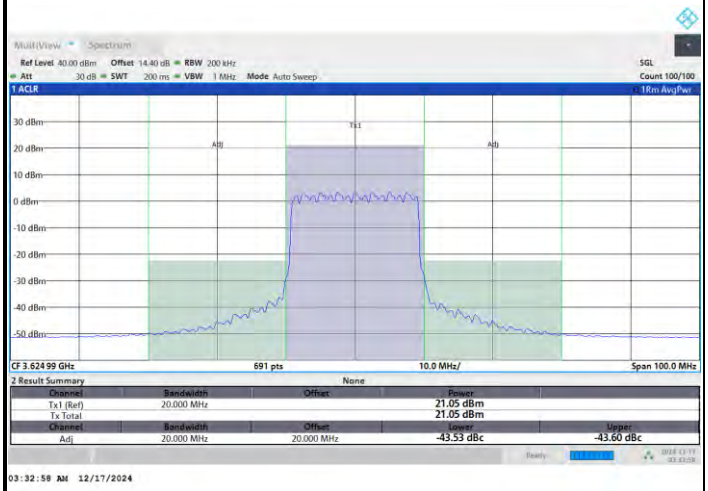	

FR1 n48 / 20MHz / CP OFDM / 16QAM	
Highest Channel	
Full RB	
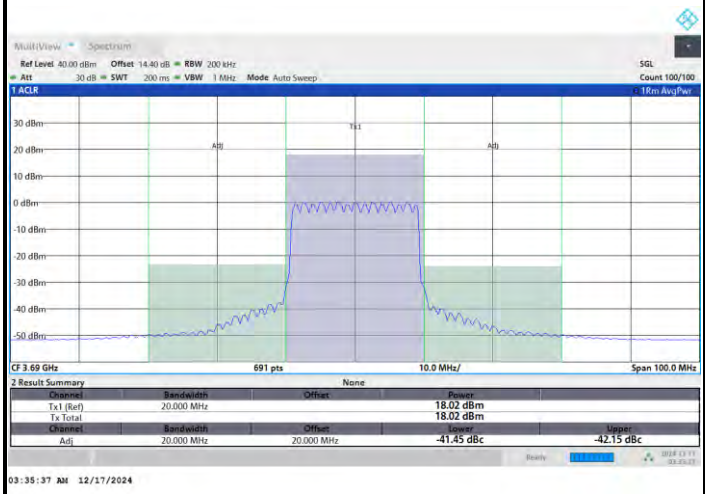	

FR1 n48 / 20MHz / CP OFDM / 64QAM	
Lowest Channel	
Full RB	
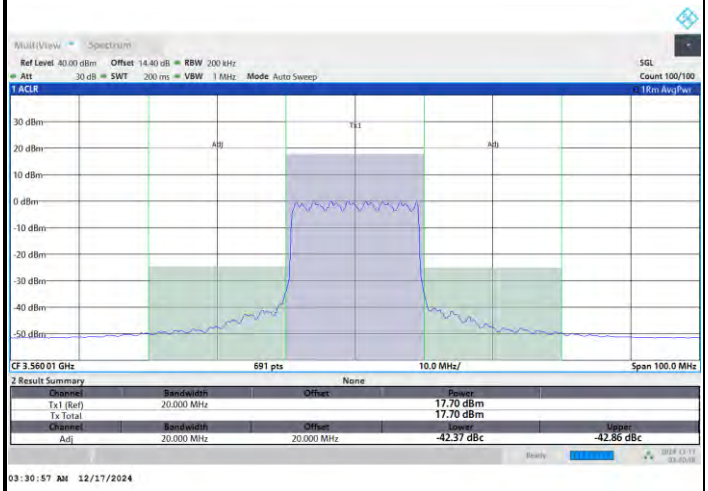	

FR1 n48 / 20MHz / CP OFDM / 64QAM	
Middle Channel	
Full RB	
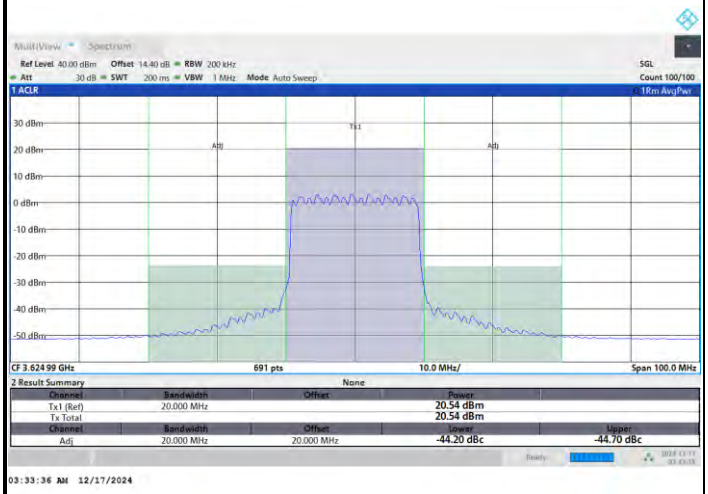	

FR1 n48 / 20MHz / CP OFDM / 64QAM	
Highest Channel	
Full RB	
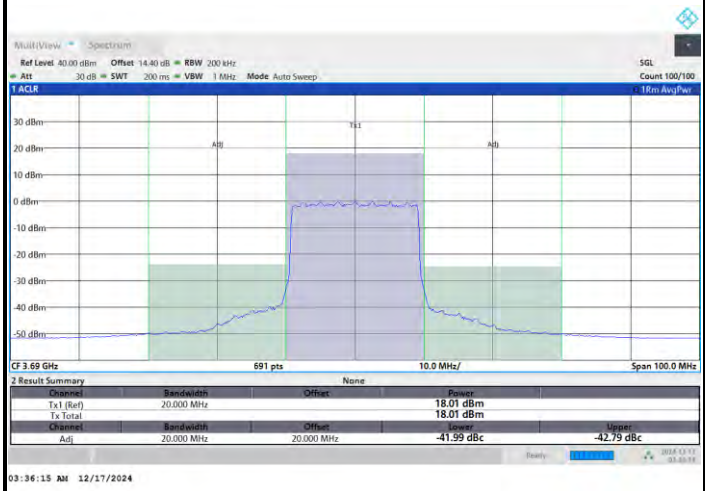	

FR1 n48 / 20MHz / CP OFDM / 256QAM	
Lowest Channel	
Full RB	
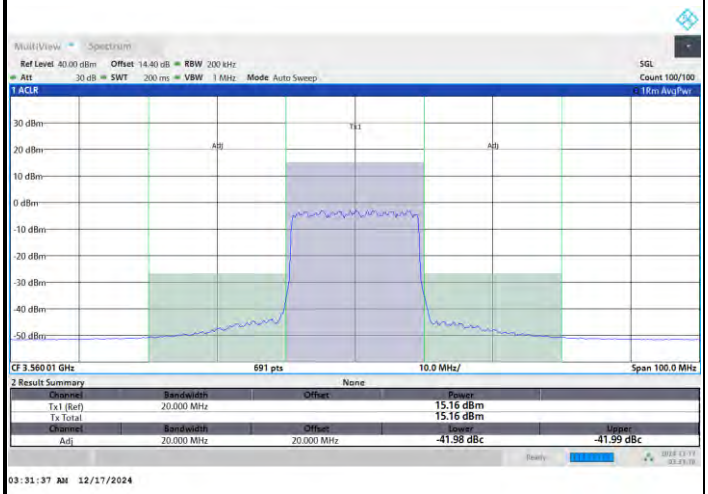	

FR1 n48 / 20MHz / CP OFDM / 256QAM	
Middle Channel	
Full RB	
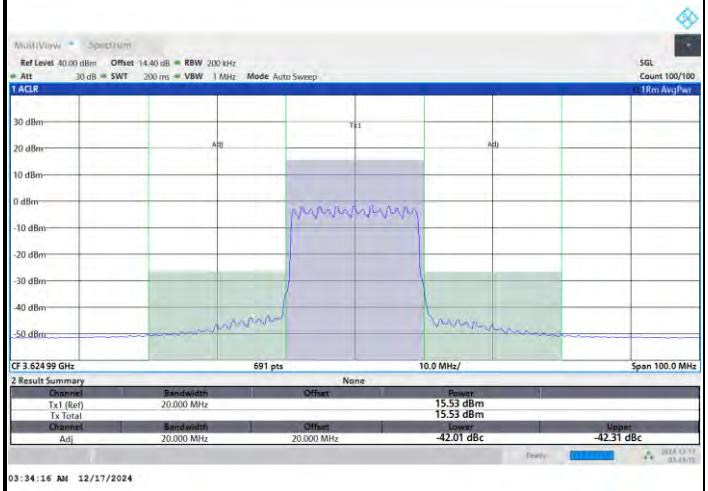	

FR1 n48 / 20MHz / CP OFDM / 256QAM	
Highest Channel	
Full RB	
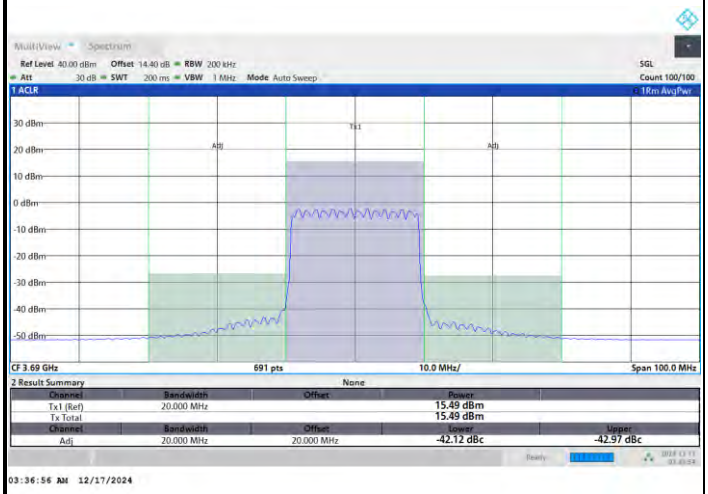	

FR1 n48 / 30MHz / CP OFDM / QPSK	
Lowest Channel	
Full RB	
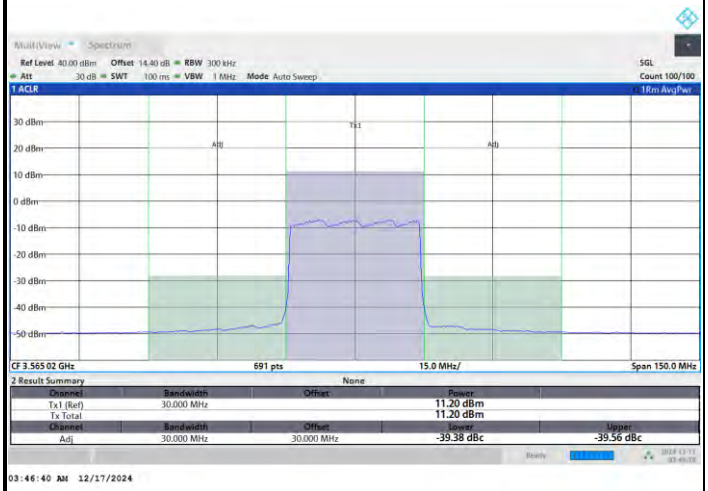	

FR1 n48 / 30MHz / CP OFDM / QPSK	
Middle Channel	
Full RB	
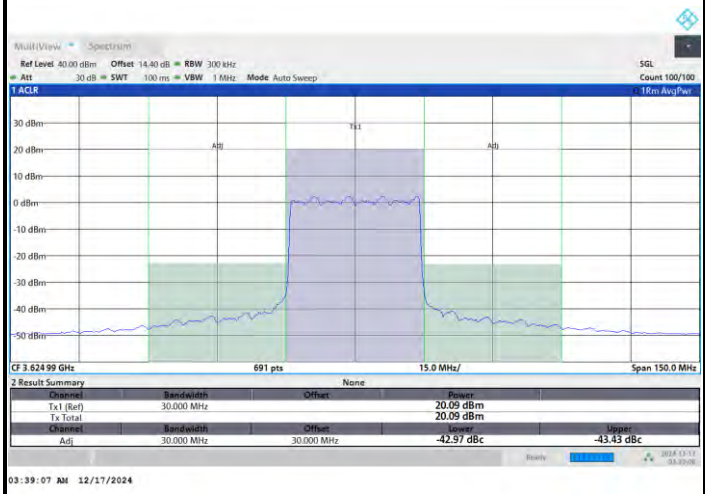	

FR1 n48 / 30MHz / CP OFDM / QPSK	
Highest Channel	
Full RB	
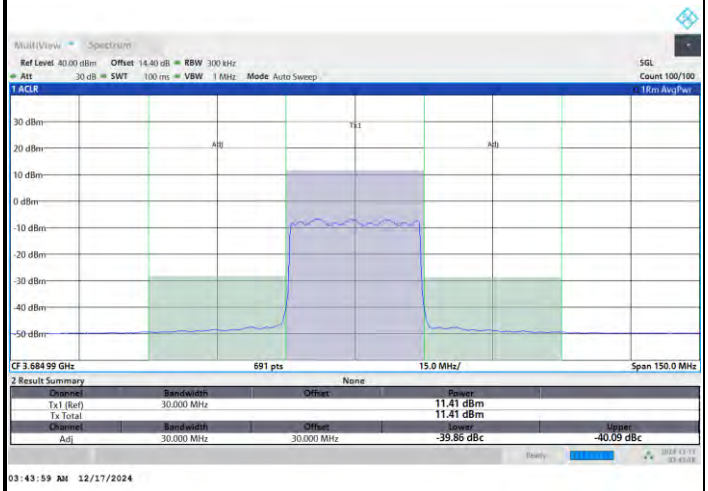	

FR1 n48 / 30MHz / CP OFDM / 16QAM	
Lowest Channel	
Full RB	
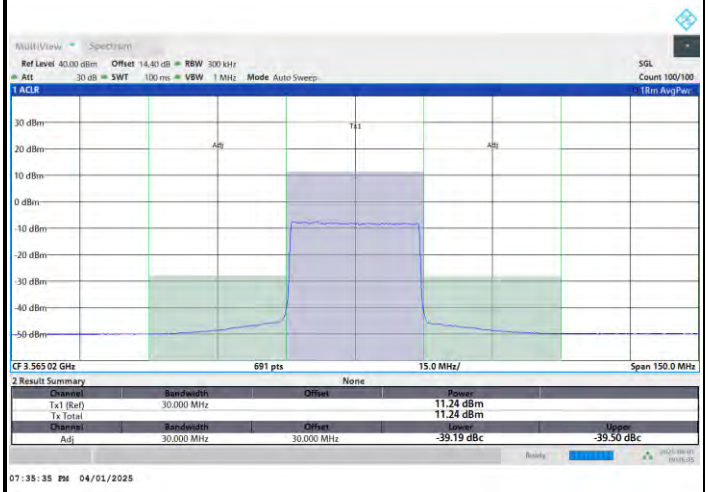	

FR1 n48 / 30MHz / CP OFDM / 16QAM	
Middle Channel	
Full RB	
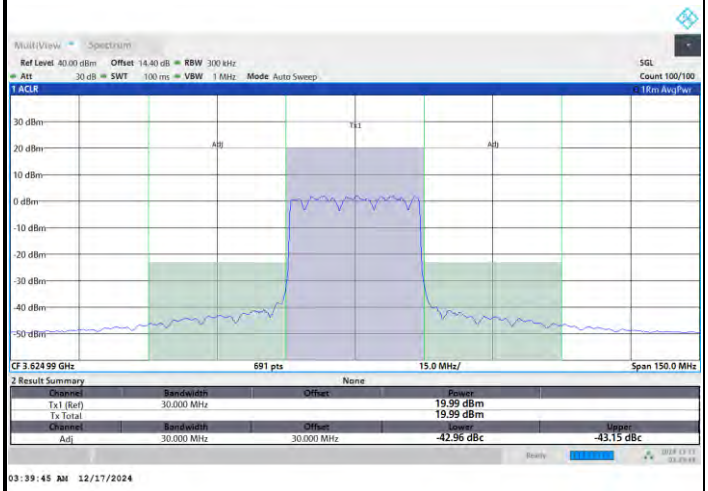	

FR1 n48 / 30MHz / CP OFDM / 16QAM	
Highest Channel	
Full RB	
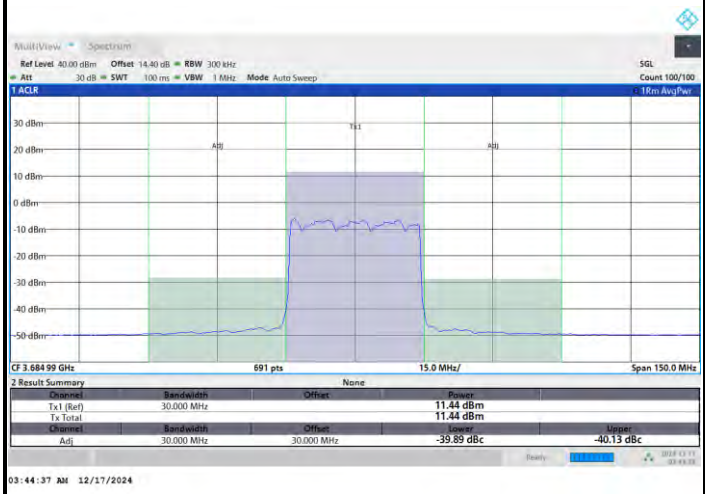	

FR1 n48 / 30MHz / CP OFDM / 64QAM	
Lowest Channel	
Full RB	
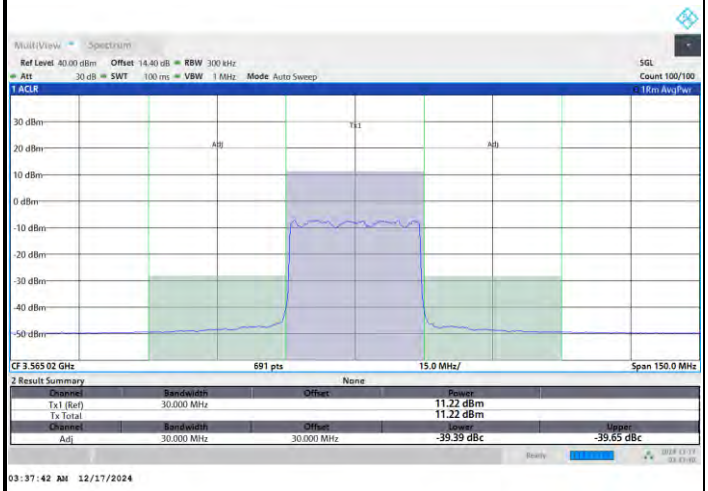	

FR1 n48 / 30MHz / CP OFDM / 64QAM	
Middle Channel	
Full RB	
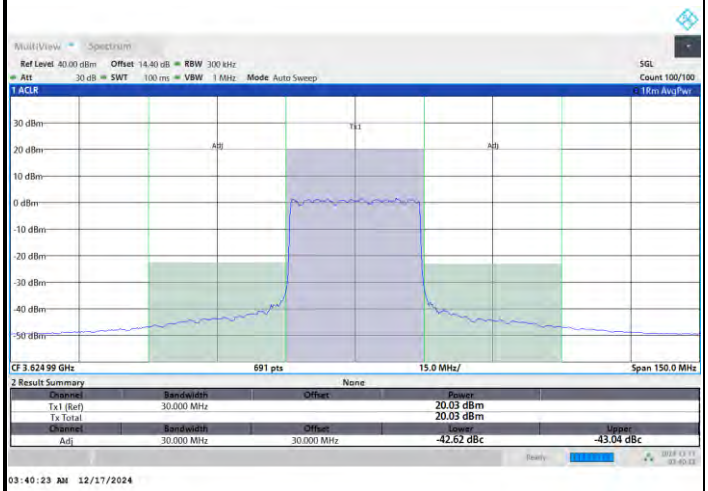	

FR1 n48 / 30MHz / CP OFDM / 64QAM	
Highest Channel	
Full RB	
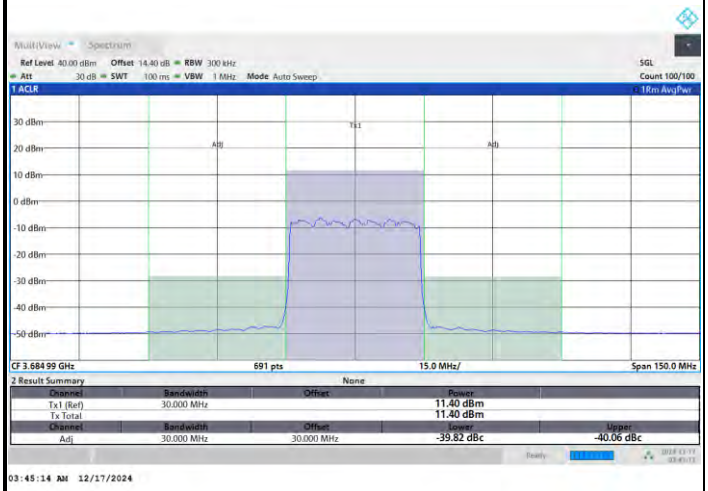	

FR1 n48 / 30MHz / CP OFDM / 256QAM	
Lowest Channel	
Full RB	
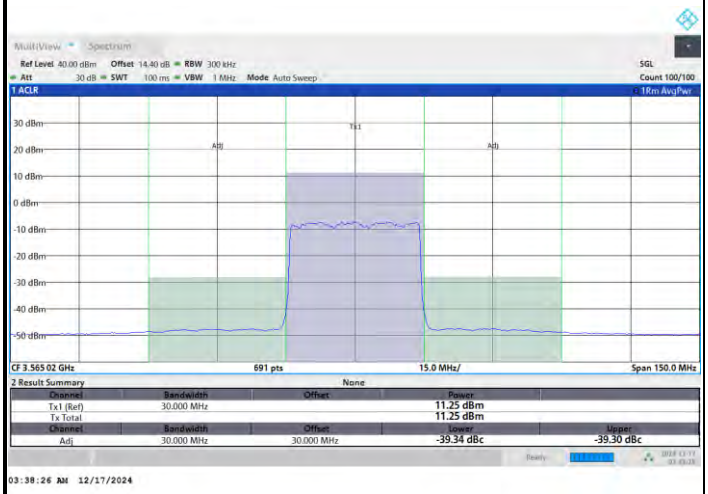	

FR1 n48 / 30MHz / CP OFDM / 256QAM	
Middle Channel	
Full RB	
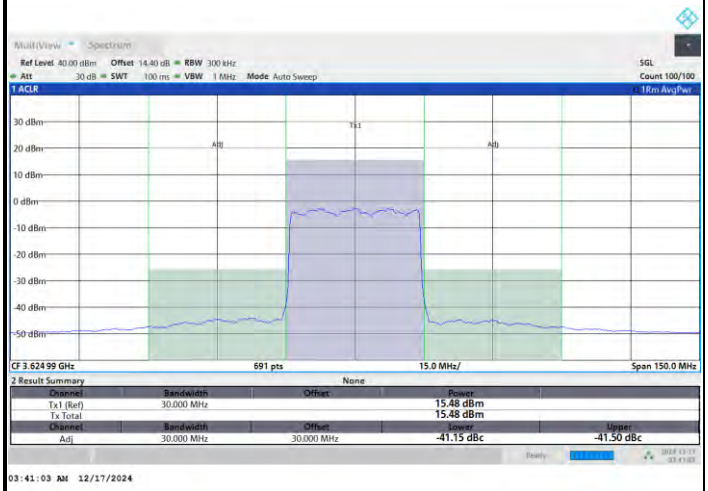	

FR1 n48 / 30MHz / CP OFDM / 256QAM	
Highest Channel	
Full RB	
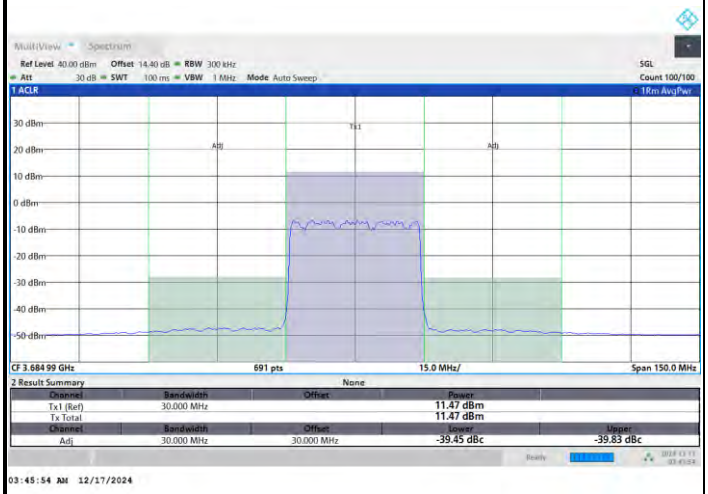	

FR1 n48 / 40MHz / CP OFDM / QPSK	
Lowest Channel	
1RB0	1RBmax
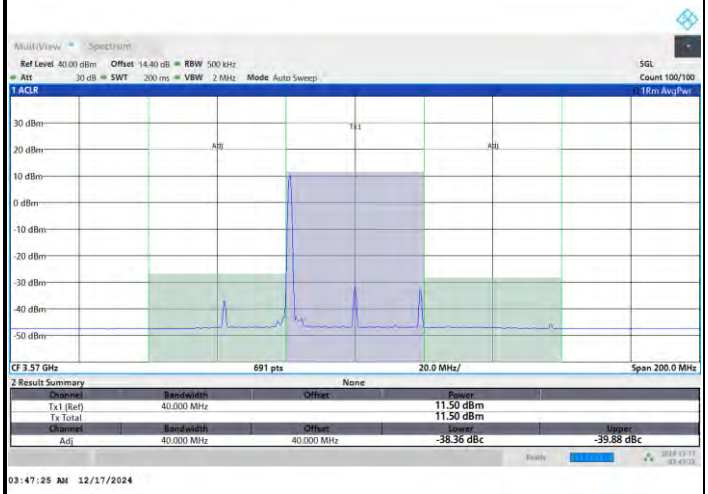	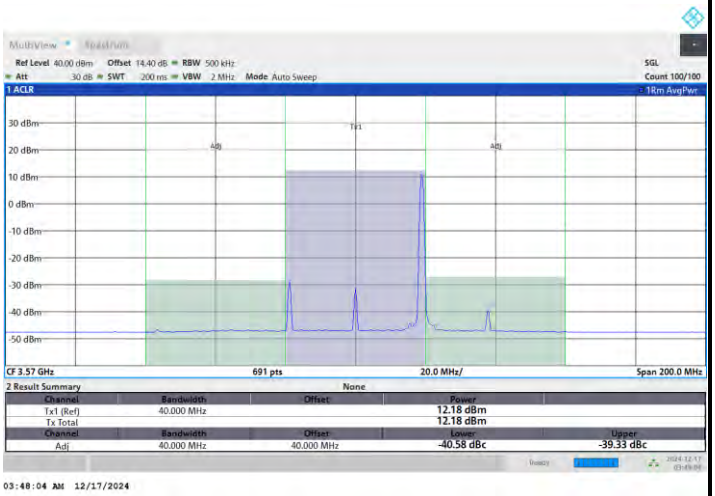
Full RB	
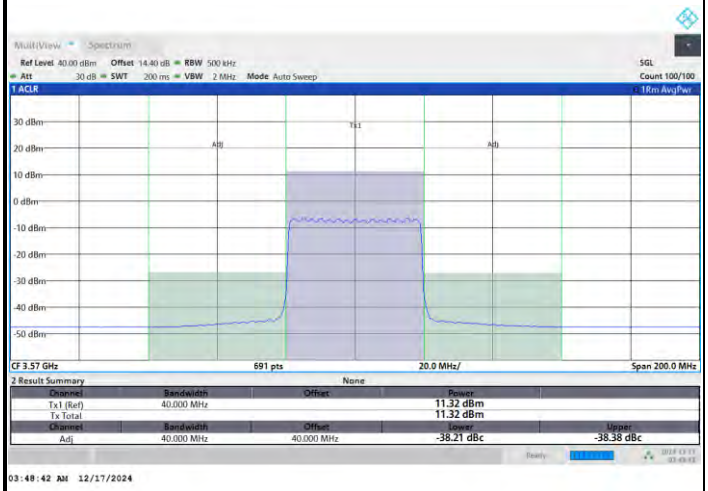	

FR1 n48 / 40MHz / CP OFDM / QPSK	
Middle Channel	
1RB0	1RBmax
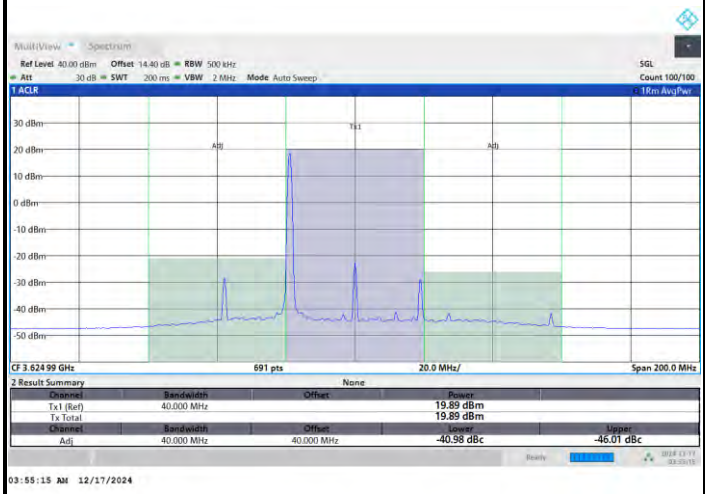	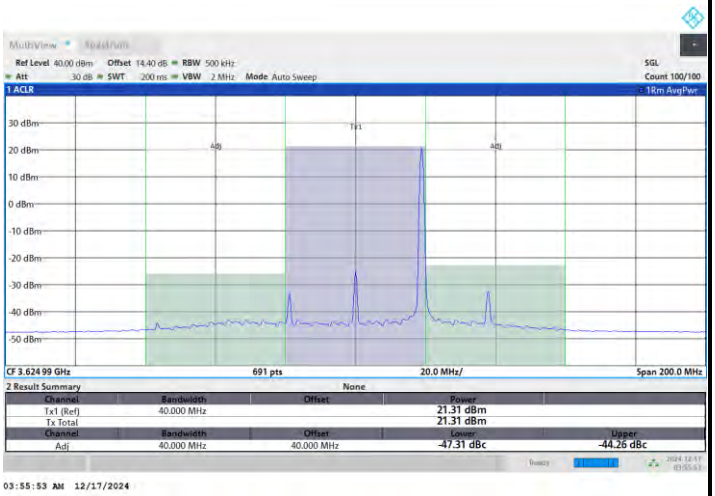
Full RB	
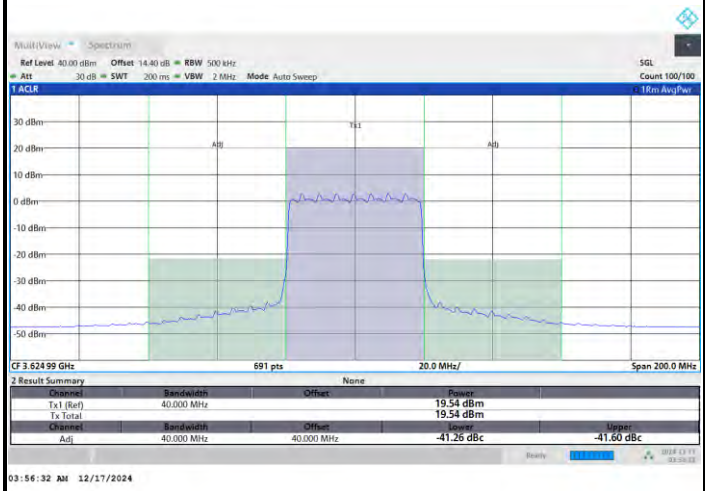	

FR1 n48 / 40MHz / CP OFDM / QPSK	
Highest Channel	
1RB0	1RBmax
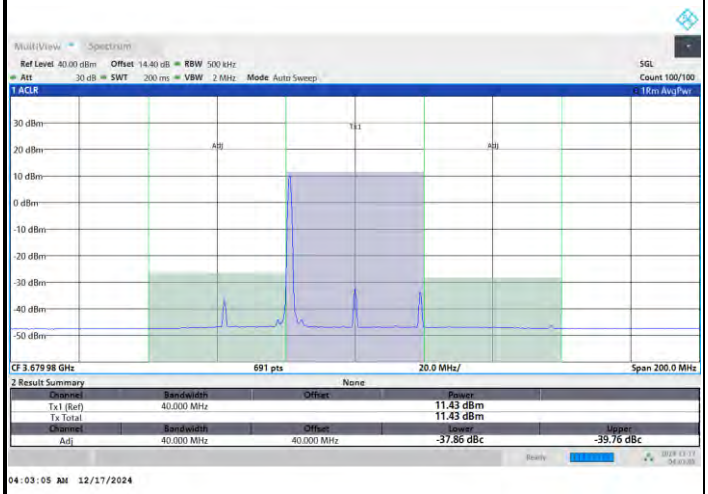	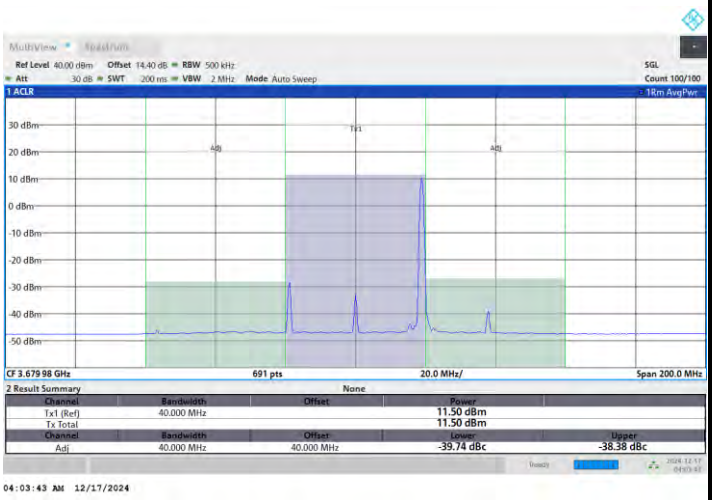
Full RB	
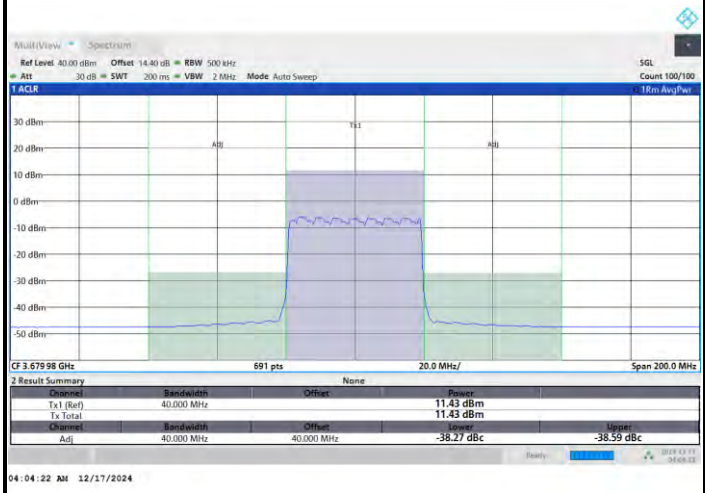	

FR1 n48 / 40MHz / CP OFDM / 16QAM	
Lowest Channel	
1RB0	1RBmax
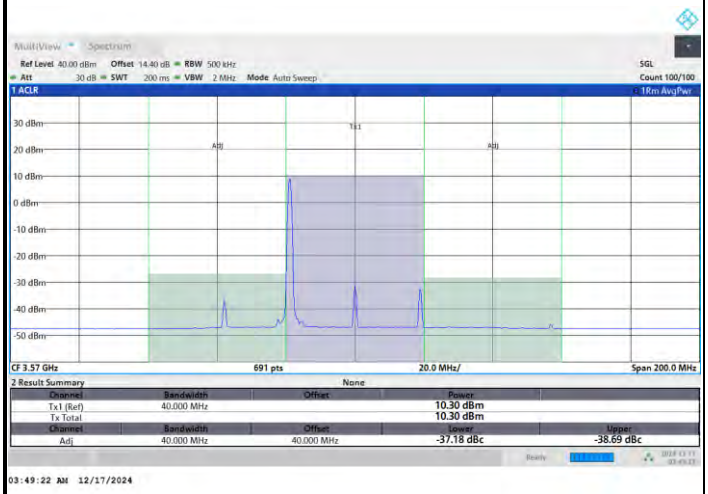	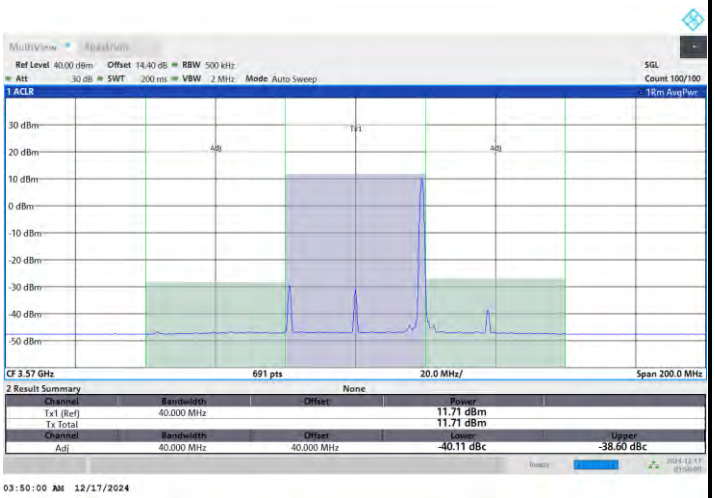
Full RB	
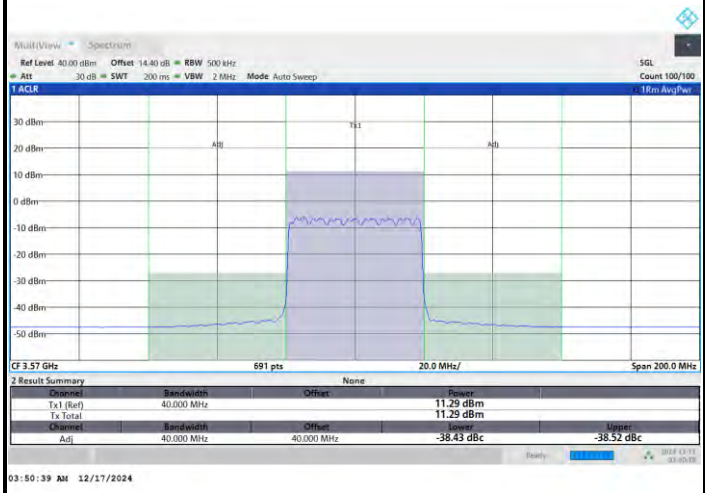	

FR1 n48 / 40MHz / CP OFDM / 16QAM	
Middle Channel	
1RB0	1RBmax
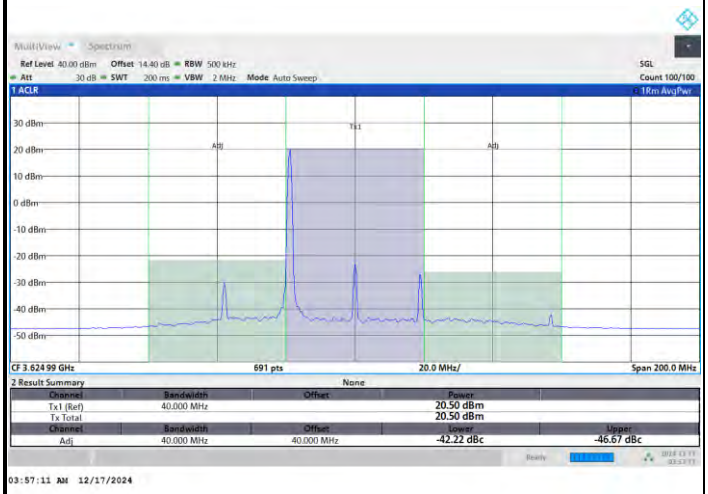	
Full RB	
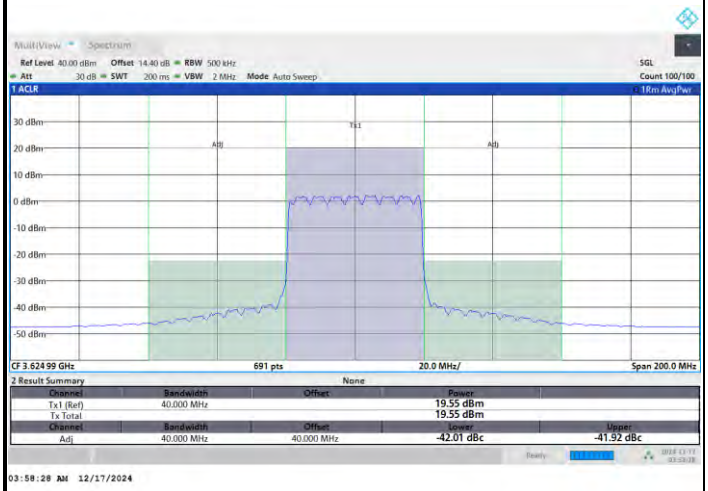	

FR1 n48 / 40MHz / CP OFDM / 16QAM	
Highest Channel	
1RB0	1RBmax
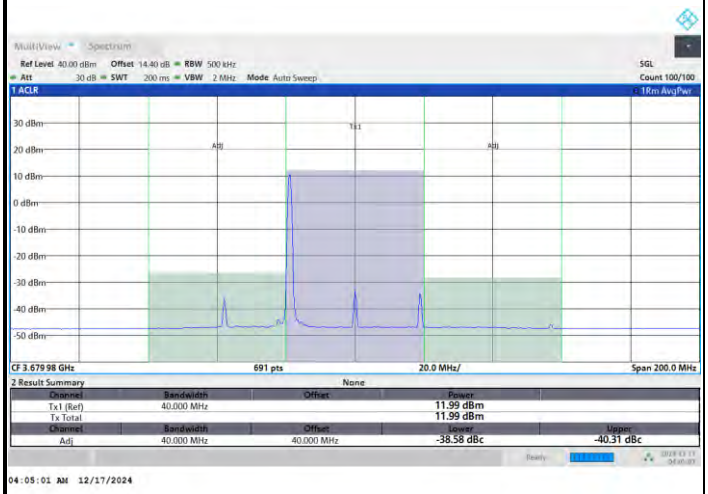	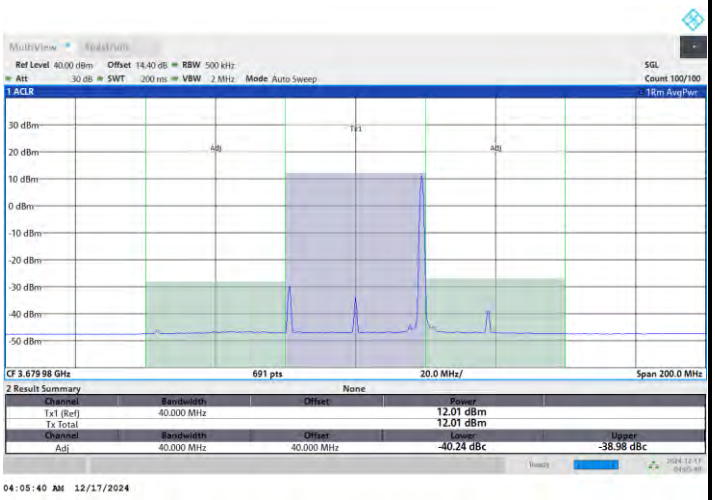
Full RB	
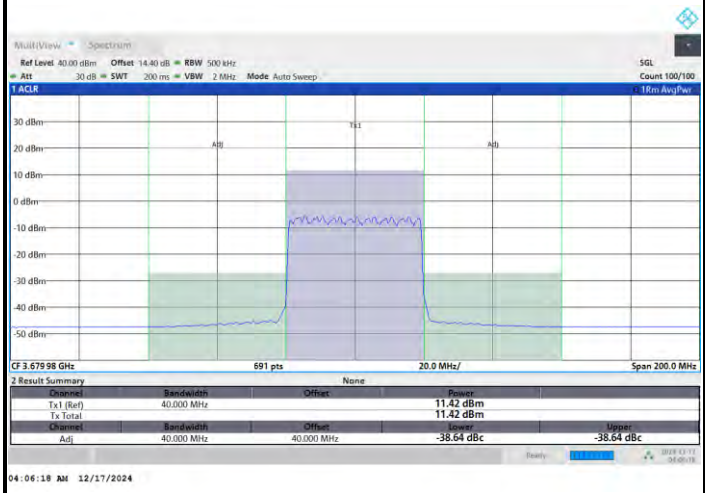	

FR1 n48 / 40MHz / CP OFDM / 64QAM	
Lowest Channel	
1RB0	1RBmax
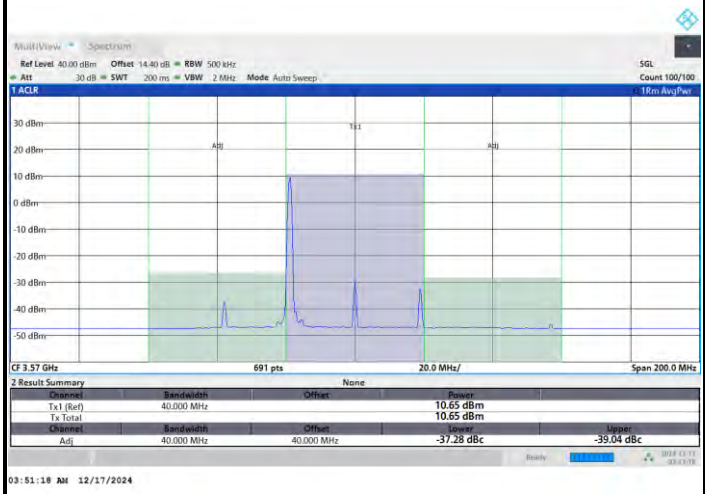	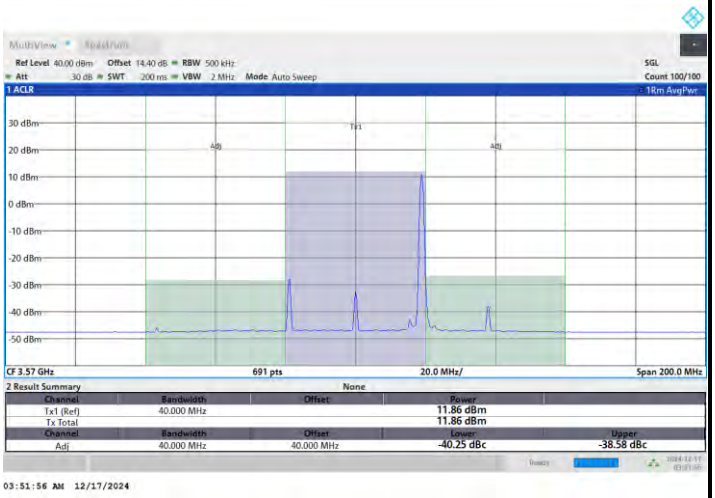
Full RB	
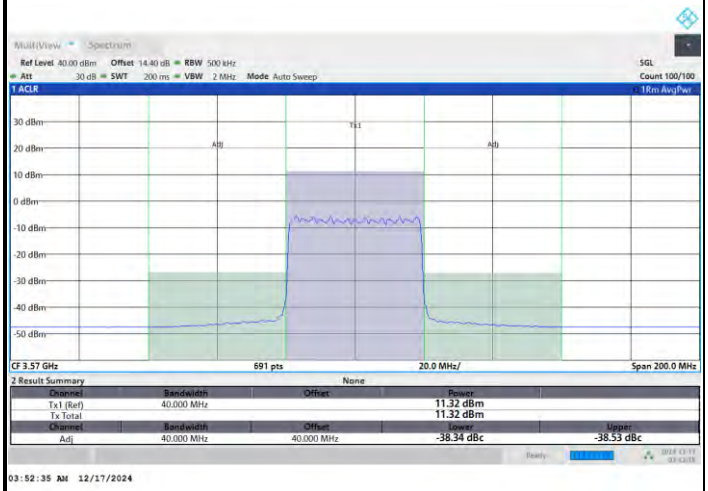	

FR1 n48 / 40MHz / CP OFDM / 64QAM	
Middle Channel	
1RB0	1RBmax
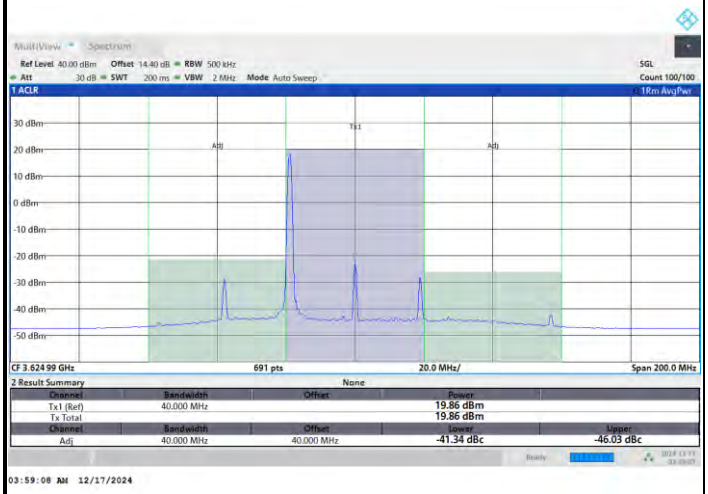	
Full RB	
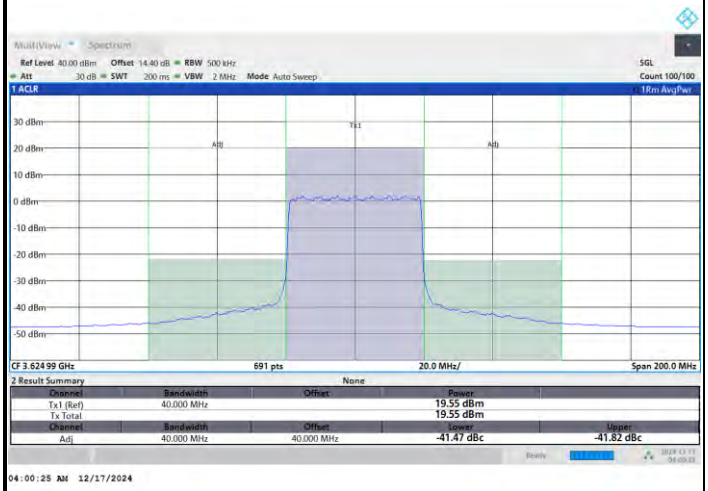	

FR1 n48 / 40MHz / CP OFDM / 64QAM	
Highest Channel	
1RB0	1RBmax
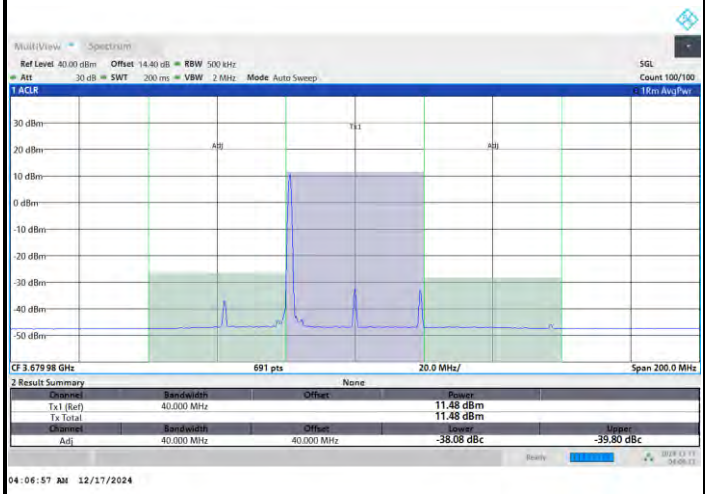	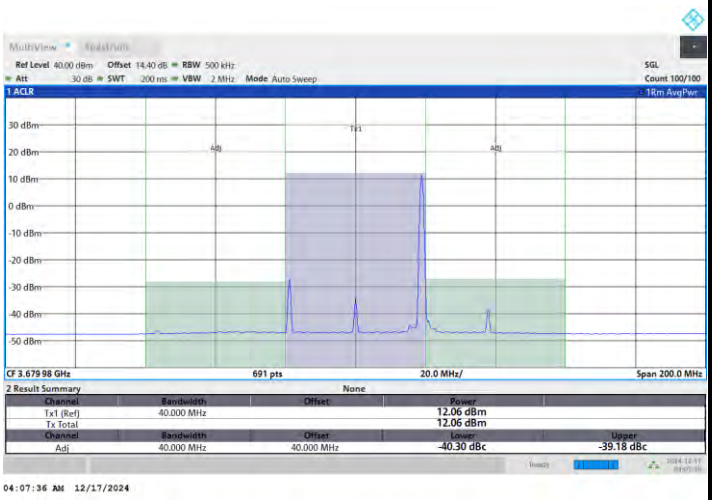
Full RB	
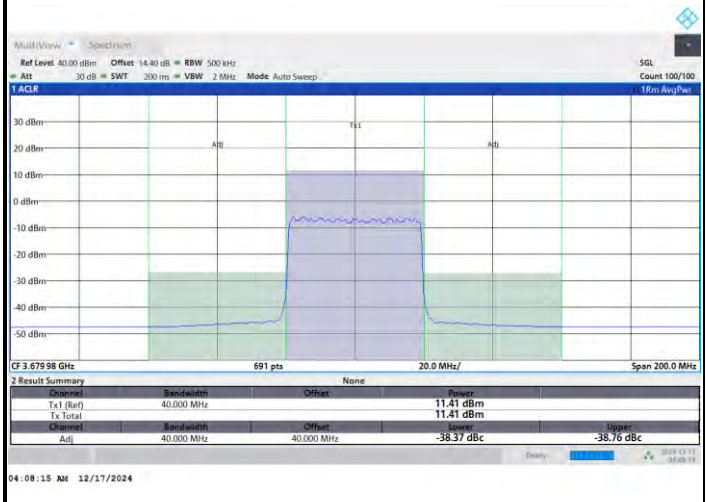	

FR1 n48 / 40MHz / CP OFDM / 256QAM	
Lowest Channel	
1RB0	1RBmax
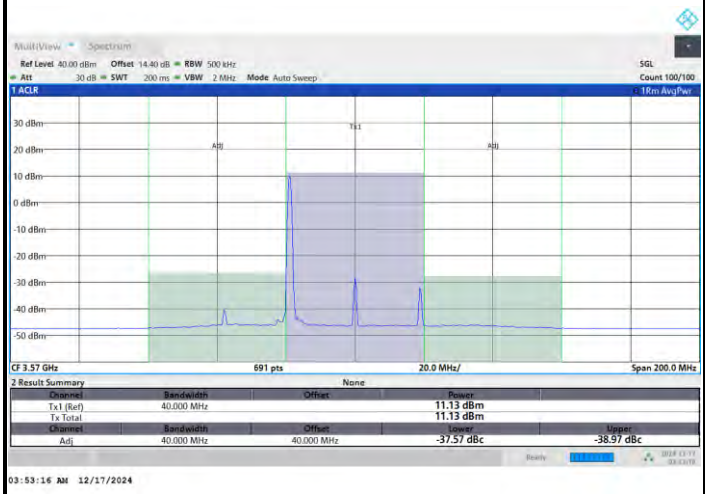	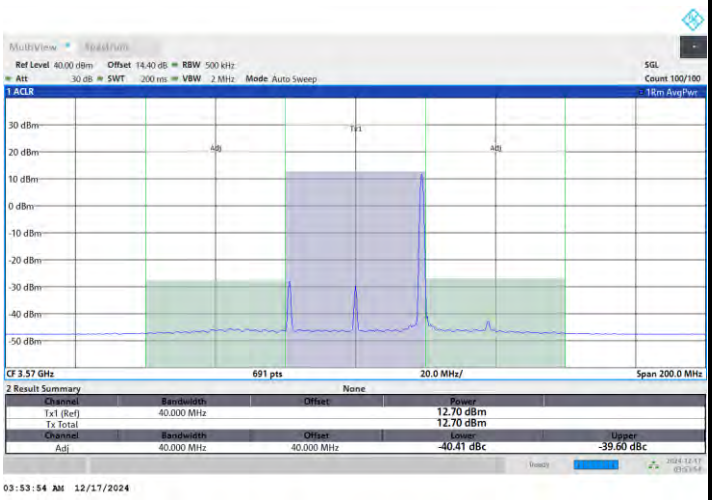
Full RB	
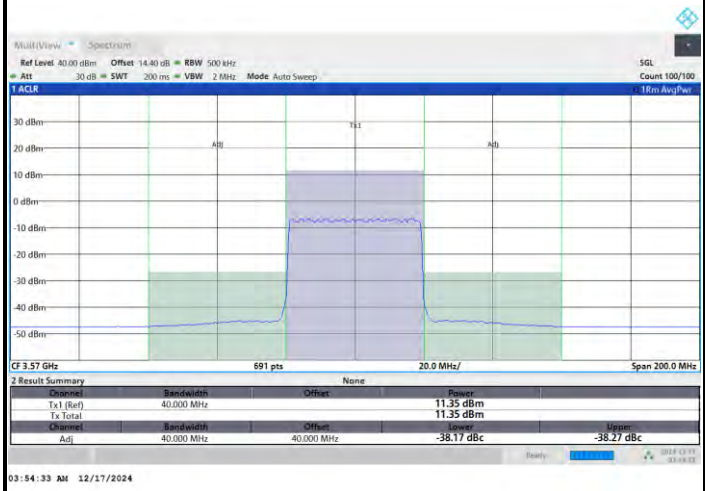	

FR1 n48 / 40MHz / CP OFDM / 256QAM	
Middle Channel	
1RB0	1RBmax
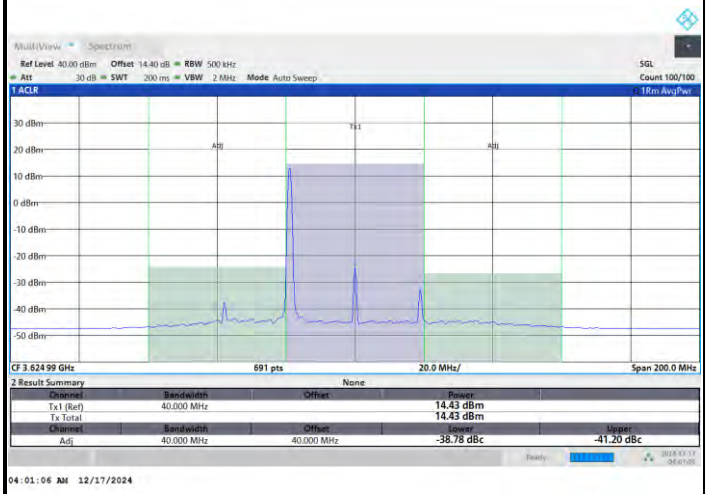	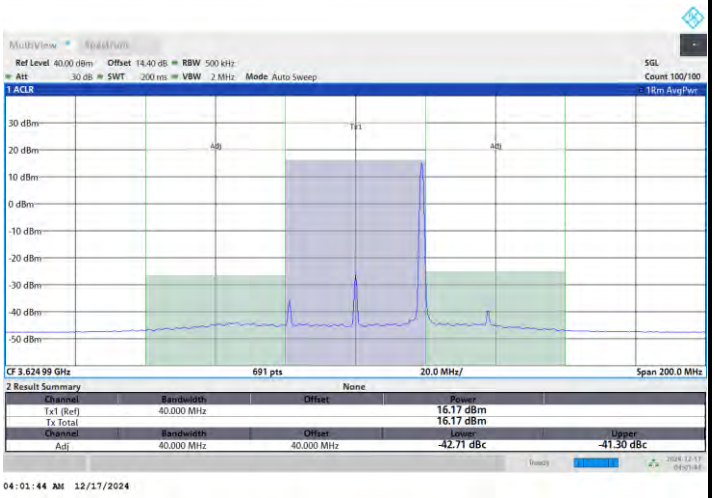
Full RB	
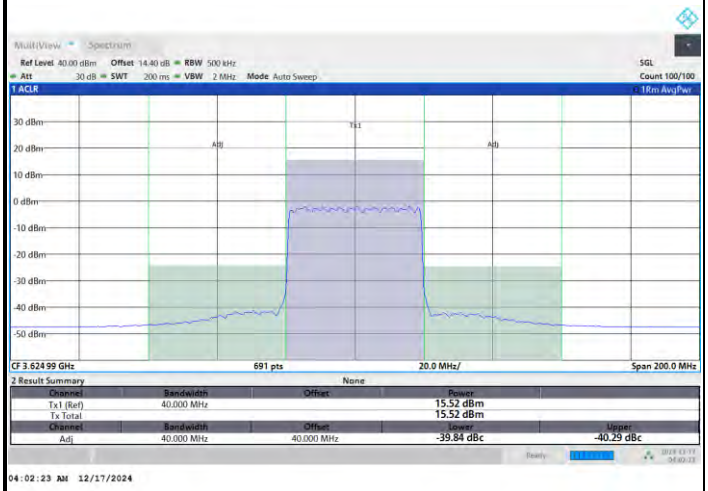	

FR1 n48 / 40MHz / CP OFDM / 256QAM	
Highest Channel	
1RB0	1RBmax
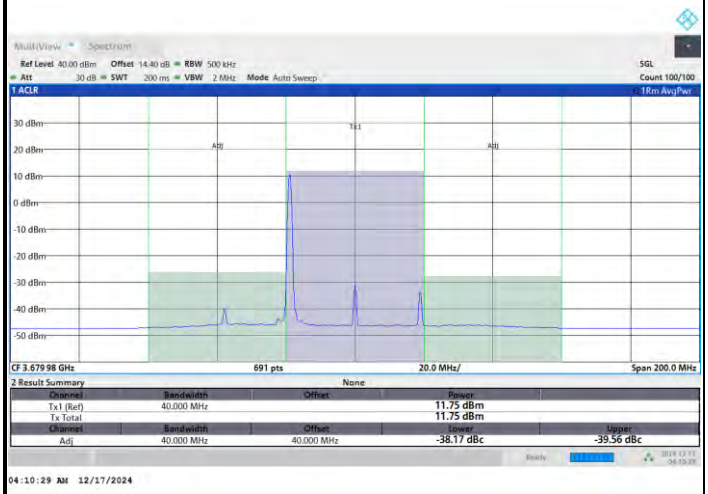	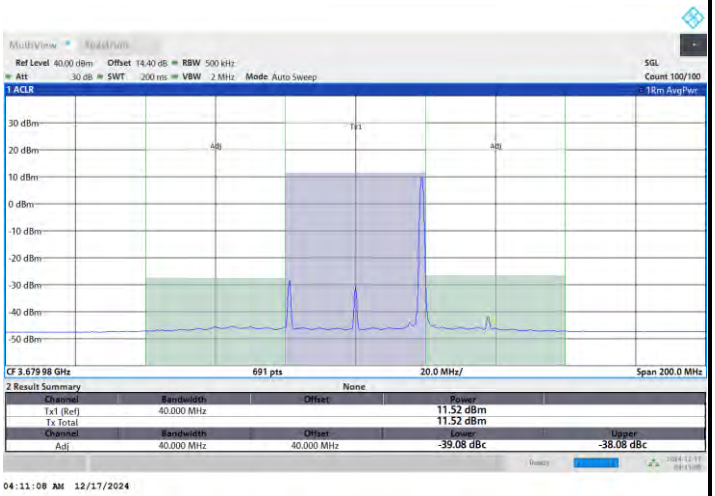
Full RB	
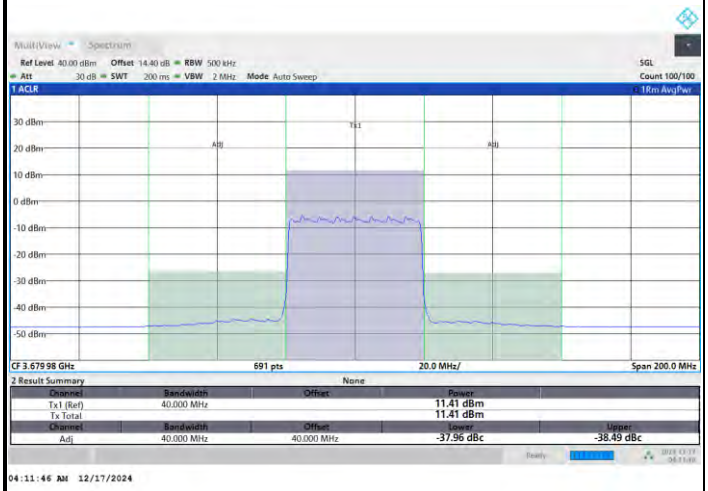	

Conducted Spurious Emission

FR1 n48 / 10MHz / CP OFDM / QPSK / 1RB1

Lowest Channel

Middle Channel

Highest Channel

FR1 n48 / 15MHz / CP OFDM / QPSK / 1RB1

Lowest Channel

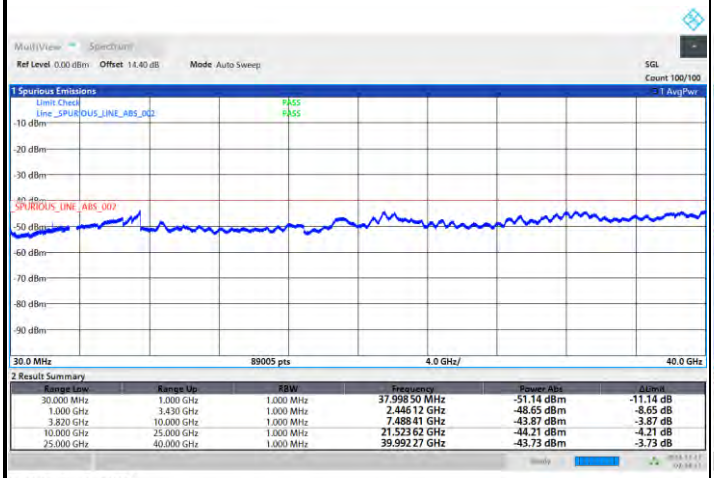

2 Result Summary

Range Low	Range Up	RBW	Frequency	Power Abs	ΔLimit
30.000 MHz	1.000 GHz	1.000 MHz	37.998 50 MHz	-51.14 dBm	-11.14 dB
1.000 GHz	3.430 GHz	1.000 MHz	2.446 12 GHz	-48.65 dBm	-8.65 dB
3.820 GHz	10.000 GHz	1.000 MHz	7.488 41 GHz	-43.87 dBm	-3.87 dB
10.000 GHz	25.000 GHz	1.000 MHz	21.523 62 GHz	-44.21 dBm	-4.21 dB
25.000 GHz	40.000 GHz	1.000 MHz	39.992 27 GHz	-43.73 dBm	-3.73 dB

02:34:31 AM 12/17/2024

Middle Channel

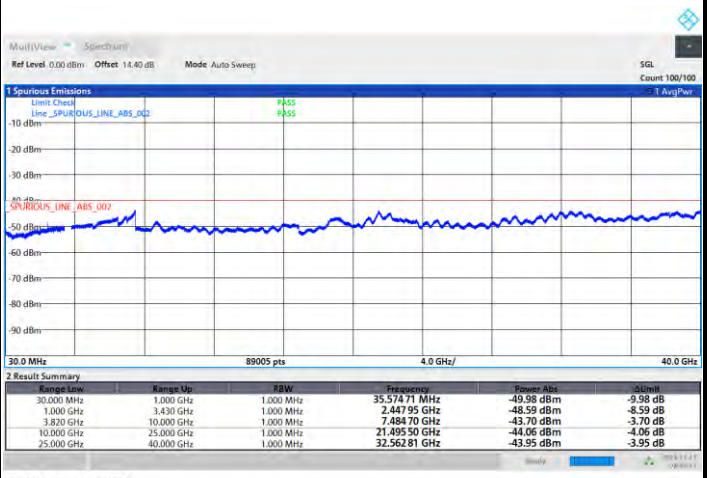

2 Result Summary

Range Low	Range Up	RBW	Frequency	Power Abs	ΔLimit
30.000 MHz	1.000 GHz	1.000 MHz	35.574 71 MHz	-49.98 dBm	-9.98 dB
1.000 GHz	3.430 GHz	1.000 MHz	2.447 95 GHz	-48.59 dBm	-8.59 dB
3.820 GHz	10.000 GHz	1.000 MHz	7.484 70 GHz	-43.70 dBm	-3.70 dB
10.000 GHz	25.000 GHz	1.000 MHz	21.495 50 GHz	-44.06 dBm	-4.06 dB
25.000 GHz	40.000 GHz	1.000 MHz	32.562 81 GHz	-43.95 dBm	-3.95 dB

02:36:33 AM 12/17/2024

Highest Channel

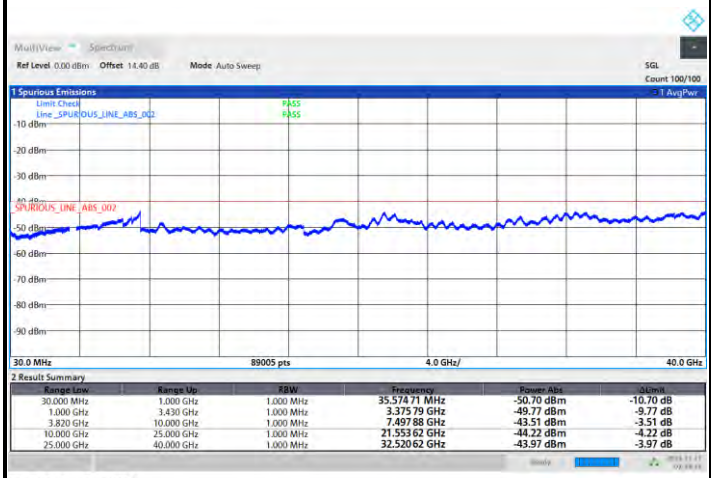

2 Result Summary

Range Low	Range Up	RBW	Frequency	Power Abs	ΔLimit
30.000 MHz	1.000 GHz	1.000 MHz	35.574 71 MHz	-50.70 dBm	-10.70 dB
1.000 GHz	3.430 GHz	1.000 MHz	3.375 79 GHz	-49.77 dBm	-9.77 dB
3.820 GHz	10.000 GHz	1.000 MHz	7.497 88 GHz	-43.51 dBm	-3.51 dB
10.000 GHz	25.000 GHz	1.000 MHz	21.553 62 GHz	-44.22 dBm	-4.22 dB
25.000 GHz	40.000 GHz	1.000 MHz	32.520 62 GHz	-43.97 dBm	-3.97 dB

02:38:35 AM 12/17/2024

FR1 n48 / 20MHz / CP OFDM / QPSK / 1RB1

Lowest Channel

2 Result Summary

Range Low	Range Up	RBW	Frequency	Power Abs	ΔLimit
30.000 MHz	1.000 GHz	1.000 MHz	32.66617 MHz	-50.85 dBm	-10.85 dB
1.000 GHz	3.430 GHz	1.000 MHz	3.42863 GHz	-49.48 dBm	-9.48 dB
3.820 GHz	10.000 GHz	1.000 MHz	7.49871 GHz	-43.82 dBm	-3.82 dB
10.000 GHz	25.000 GHz	1.000 MHz	21.49972 GHz	-44.14 dBm	-4.14 dB
25.000 GHz	40.000 GHz	1.000 MHz	39.99695 GHz	-43.92 dBm	-3.92 dB

02:40:44 AM 12/17/2024

Middle Channel

2 Result Summary

Range Low	Range Up	RBW	Frequency	Power Abs	ΔLimit
30.000 MHz	1.000 GHz	1.000 MHz	34.60520 MHz	-50.65 dBm	-10.65 dB
1.000 GHz	3.430 GHz	1.000 MHz	2.44552 GHz	-47.51 dBm	-7.51 dB
3.820 GHz	10.000 GHz	1.000 MHz	7.49706 GHz	-43.54 dBm	-3.54 dB
10.000 GHz	25.000 GHz	1.000 MHz	21.46597 GHz	-44.29 dBm	-4.29 dB
25.000 GHz	40.000 GHz	1.000 MHz	32.50844 GHz	-44.01 dBm	-4.01 dB

02:42:46 AM 12/17/2024

Highest Channel

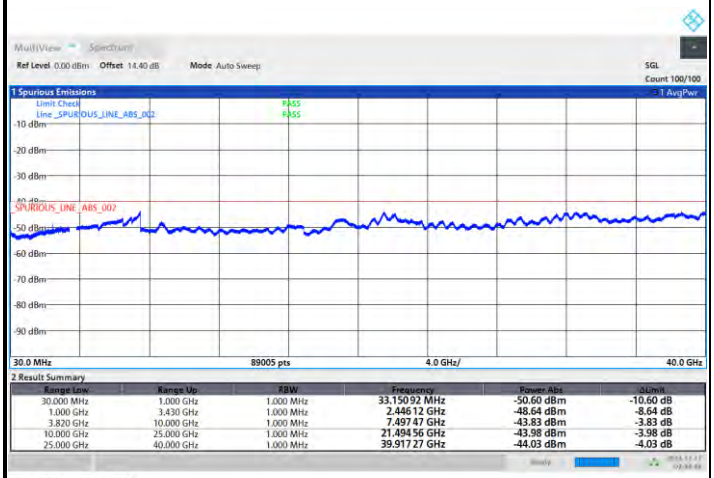

2 Result Summary

Range Low	Range Up	RBW	Frequency	Power Abs	ΔLimit
30.000 MHz	1.000 GHz	1.000 MHz	33.15092 MHz	-50.60 dBm	-10.60 dB
1.000 GHz	3.430 GHz	1.000 MHz	2.44612 GHz	-48.64 dBm	-8.64 dB
3.820 GHz	10.000 GHz	1.000 MHz	7.49747 GHz	-43.83 dBm	-3.83 dB
10.000 GHz	25.000 GHz	1.000 MHz	21.49456 GHz	-43.98 dBm	-3.98 dB
25.000 GHz	40.000 GHz	1.000 MHz	39.91727 GHz	-44.03 dBm	-4.03 dB

02:44:48 AM 12/17/2024

FR1 n48 / 30MHz / CP OFDM / QPSK / 1RB1

Lowest Channel

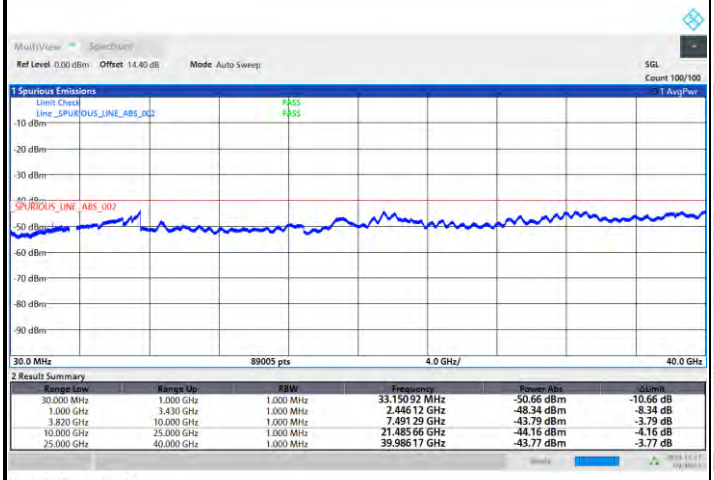

2 Result Summary

Range Low	Range Up	RBW	Frequency	Power Abs	ΔLimit
30.000 MHz	1.000 GHz	1.000 MHz	33.150 92 MHz	-50.66 dBm	-10.66 dB
1.000 GHz	3.430 GHz	1.000 MHz	2.446 12 GHz	-48.34 dBm	-8.34 dB
3.820 GHz	10.000 GHz	1.000 MHz	7.491 29 GHz	-43.79 dBm	-3.79 dB
10.000 GHz	25.000 GHz	1.000 MHz	21.485 66 GHz	-44.16 dBm	-4.16 dB
25.000 GHz	40.000 GHz	1.000 MHz	39.986 17 GHz	-43.77 dBm	-3.77 dB

02:46:56 AM 12/17/2024

Middle Channel

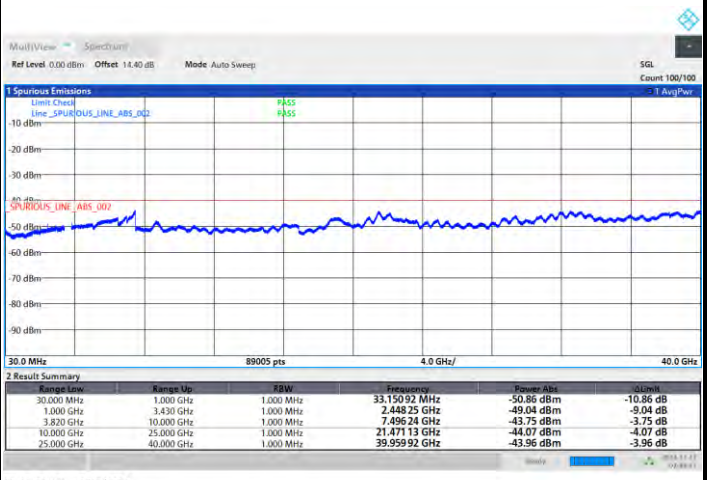

2 Result Summary

Range Low	Range Up	RBW	Frequency	Power Abs	ΔLimit
30.000 MHz	1.000 GHz	1.000 MHz	33.150 92 MHz	-50.86 dBm	-10.86 dB
1.000 GHz	3.430 GHz	1.000 MHz	2.448 25 GHz	-49.04 dBm	-9.04 dB
3.820 GHz	10.000 GHz	1.000 MHz	7.496 24 GHz	-43.75 dBm	-3.75 dB
10.000 GHz	25.000 GHz	1.000 MHz	21.471 13 GHz	-44.07 dBm	-4.07 dB
25.000 GHz	40.000 GHz	1.000 MHz	39.959 92 GHz	-43.96 dBm	-3.96 dB

02:48:58 AM 12/17/2024

Highest Channel

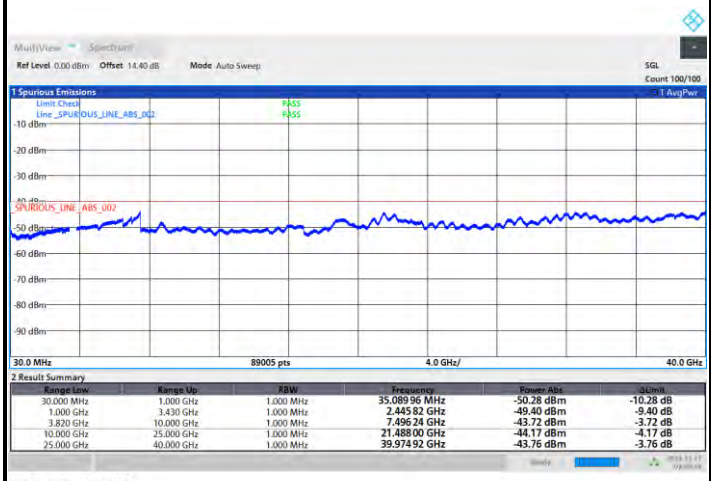

2 Result Summary

Range Low	Range Up	RBW	Frequency	Power Abs	ΔLimit
30.000 MHz	1.000 GHz	1.000 MHz	35.089 96 MHz	-50.28 dBm	-10.28 dB
1.000 GHz	3.430 GHz	1.000 MHz	2.445 82 GHz	-49.40 dBm	-9.40 dB
3.820 GHz	10.000 GHz	1.000 MHz	7.496 24 GHz	-43.72 dBm	-3.72 dB
10.000 GHz	25.000 GHz	1.000 MHz	21.488 00 GHz	-44.17 dBm	-4.17 dB
25.000 GHz	40.000 GHz	1.000 MHz	39.974 92 GHz	-43.76 dBm	-3.76 dB

02:51:01 AM 12/17/2024

FR1 n48 / 40MHz / CP OFDM / QPSK / 1RB1

Lowest Channel

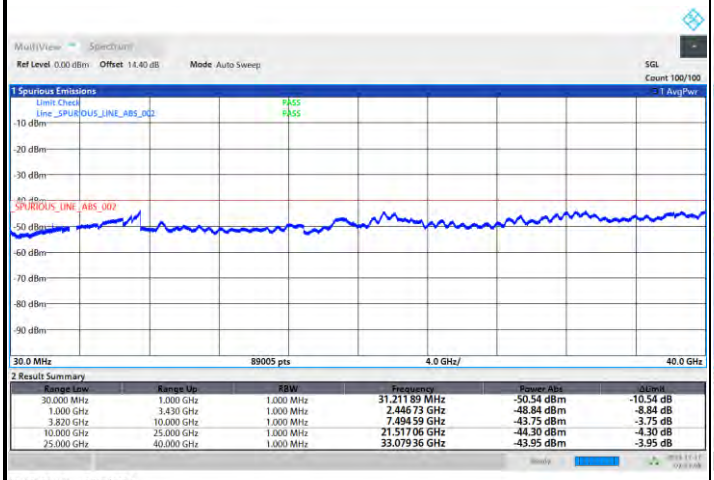

2 Result Summary

Range Low	Range Up	RBW	Frequency	Power Abs	ΔLimit
30.000 MHz	1.000 GHz	1.000 MHz	31.211 80 MHz	-50.54 dBm	-10.54 dB
1.000 GHz	3.430 GHz	1.000 MHz	2.446 73 GHz	-48.84 dBm	-8.84 dB
3.820 GHz	10.000 GHz	1.000 MHz	7.494 59 GHz	-43.75 dBm	-3.75 dB
10.000 GHz	25.000 GHz	1.000 MHz	21.517 06 GHz	-44.30 dBm	-4.30 dB
25.000 GHz	40.000 GHz	1.000 MHz	33.079 36 GHz	-43.95 dBm	-3.95 dB

02:53:09 AM 12/17/2024

Middle Channel

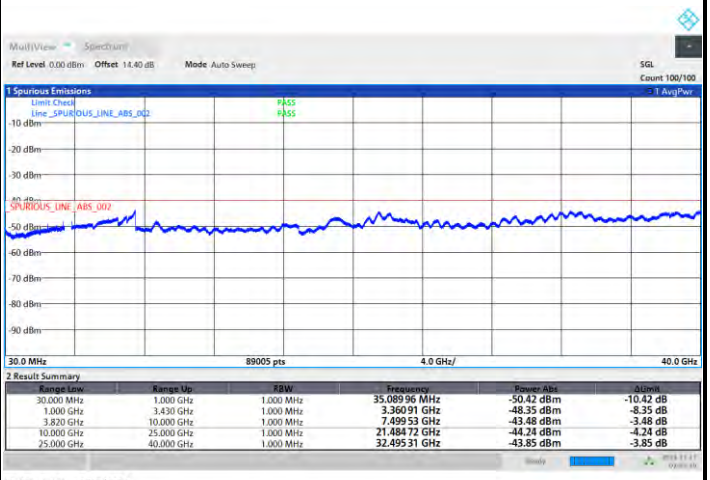

2 Result Summary

Range Low	Range Up	RBW	Frequency	Power Abs	ΔLimit
30.000 MHz	1.000 GHz	1.000 MHz	35.089 96 MHz	-50.42 dBm	-10.42 dB
1.000 GHz	3.430 GHz	1.000 MHz	3.360 91 GHz	-48.35 dBm	-8.35 dB
3.820 GHz	10.000 GHz	1.000 MHz	7.499 53 GHz	-43.48 dBm	-3.48 dB
10.000 GHz	25.000 GHz	1.000 MHz	21.484 72 GHz	-44.24 dBm	-4.24 dB
25.000 GHz	40.000 GHz	1.000 MHz	32.495 31 GHz	-43.85 dBm	-3.85 dB

02:55:11 AM 12/17/2024

Highest Channel

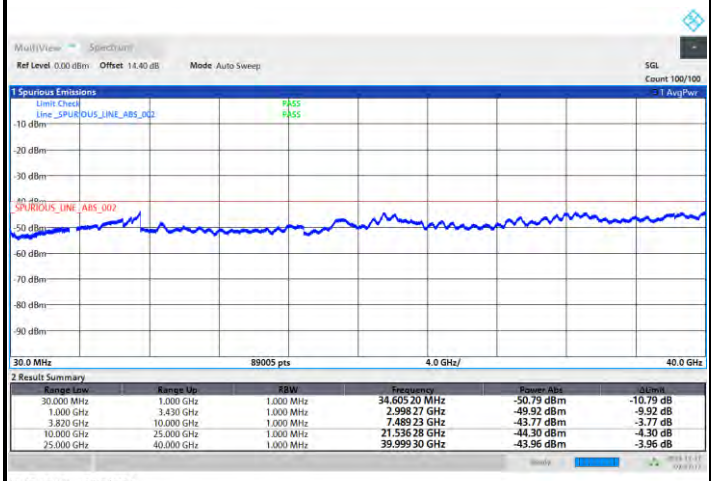

2 Result Summary

Range Low	Range Up	RBW	Frequency	Power Abs	ΔLimit
30.000 MHz	1.000 GHz	1.000 MHz	34.605 20 MHz	-50.79 dBm	-10.79 dB
1.000 GHz	3.430 GHz	1.000 MHz	2.998 27 GHz	-49.92 dBm	-9.92 dB
3.820 GHz	10.000 GHz	1.000 MHz	7.489 23 GHz	-43.77 dBm	-3.77 dB
10.000 GHz	25.000 GHz	1.000 MHz	21.536 28 GHz	-44.30 dBm	-4.30 dB
25.000 GHz	40.000 GHz	1.000 MHz	39.999 30 GHz	-43.96 dBm	-3.96 dB

02:57:13 AM 12/17/2024

Frequency Stability

Test Conditions		FR1 n48 (QPSK) / Middle Channel	Limit
Temperature (°C)	Voltage (Volt)	BW 20MHz	Note 2.
		Deviation (ppm)	Result
50	Normal Voltage	0.0000	PASS
40	Normal Voltage	0.0011	
30	Normal Voltage	0.0003	
20(Ref.)	Normal Voltage	0.0000	
10	Normal Voltage	0.0006	
0	Normal Voltage	0.0003	
-10	Normal Voltage	0.0003	
-20	Normal Voltage	0.0034	
-30	Normal Voltage	0.0028	
20	Maximum Voltage	0.0007	
20	Normal Voltage	0.0013	
20	Minimum Voltage	0.0005	

Note:

1. Normal Voltage = 3.9 V.；Minimum Voltage = 3.6 V.；Maximum Voltage = 4.5 V.
2. The frequency fundamental emissions stay within the authorized frequency block.

Appendix B. Test Results of Radiated Test

B1. Summary of each worse mode

Mode	Part	Band	Ch	Freq (MHz)	Level (dBm)	Det	Ant Factor (dB)	Amp\Cbl (dB)	Filter (dB)	EIRPCF (dB)	Reading (dBuV)	Limit (dBm)	Margin (dB)	Pol	Ant
1	Part 96	NR SA n48	M	14465	-49.97	RMS	41.23	-22.55	0.70	-95.23	25.88	-40.00	-9.97	V	Tx0
2	Part 96	NR SA n48	L	14205	-50.22	RMS	41.20	-21.96	0.65	-95.23	25.12	-40.00	-10.22	V	Tx1
3	Part 96	EN-DC B5+n48	M	14465	-50.17	RMS	41.23	-22.55	0.70	-95.23	25.68	-40.00	-10.17	V	Tx0
4	Part 96	NR SA n48	L	14205	-49.87	RMS	41.20	-21.96	0.65	-95.23	25.47	-40.00	-9.87	V	Ant6+1
5	Part 96	NR SA n48	L	14205	-49.46	RMS	41.20	-21.96	0.65	-95.23	25.88	-40.00	-9.46	V	Ant7+5

Tx0

Part 96 Mode 1

NR SA n48 20M Ch637334 1RB1 BPSK

L

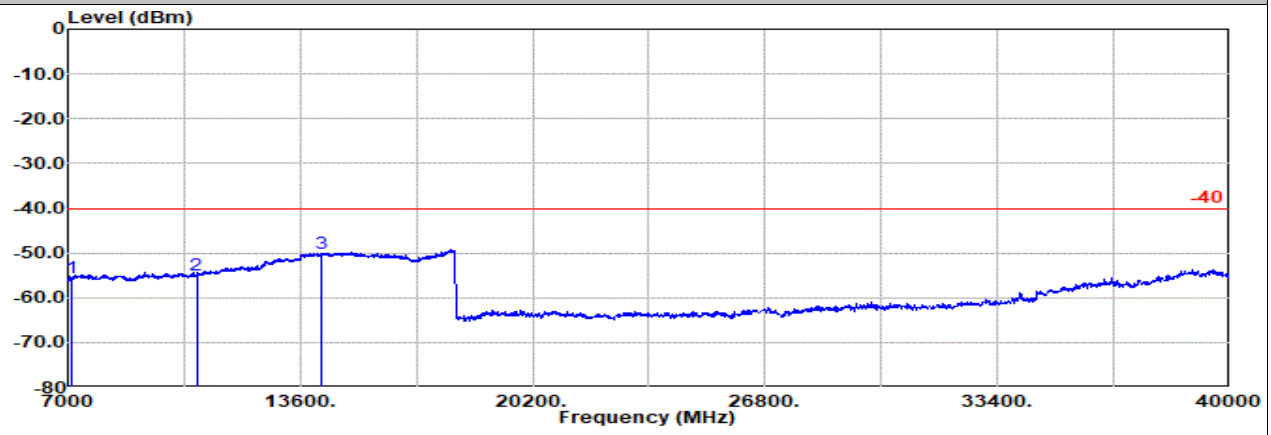

Site : 03CH21-HY
Condition: -40 1m BBHA9170_1223_240624 Horizontal
: SA n48 20M Ch637334 1RB1 BPSK

	Freq	Level	Detector	Ant Factor	Amp\Cbl	Filter	EIRPCF	Reading	Limit	Margin	Pol
	MHz	dBm		dB/m	dB	dB	dB	dBuV	dBm	dB	
1	7103.00	-55.62	RMS	36.31	-20.88	1.00	-95.23	23.18	-40.00	-15.62	Horizontal
2	10654.00	-54.80	RMS	37.50	-21.43	0.89	-95.23	23.47	-40.00	-14.80	Horizontal
3	14205.00	-50.19	RMS	41.20	-21.96	0.65	-95.23	25.15	-40.00	-10.19	Horizontal

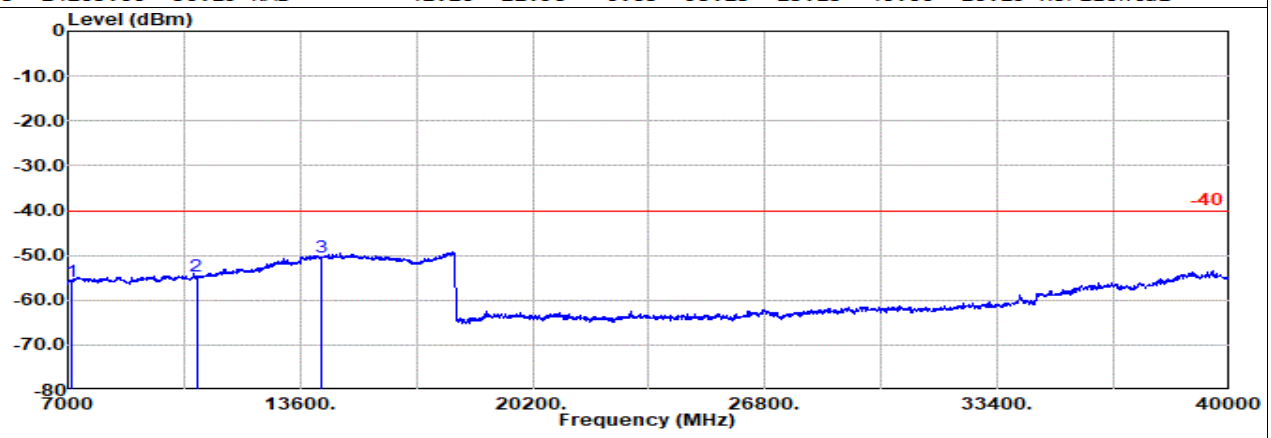

Site : 03CH21-HY
Condition: -40 1m BBHA9170_1223_240624 Vertical
: SA n48 20M Ch637334 1RB1 BPSK

	Freq	Level	Detector	Ant Factor	Amp\Cbl	Filter	EIRPCF	Reading	Limit	Margin	Pol
	MHz	dBm		dB/m	dB	dB	dB	dBuV	dBm	dB	
1	7103.00	-55.71	RMS	36.31	-20.88	1.00	-95.23	23.09	-40.00	-15.71	Vertical
2	10654.00	-54.74	RMS	37.50	-21.43	0.89	-95.23	23.53	-40.00	-14.74	Vertical
3	14205.00	-50.33	RMS	41.20	-21.96	0.65	-95.23	25.01	-40.00	-10.33	Vertical

Tx0

Part 96 Mode 1

NR SA n48 20M Ch641666 1RB1 BPSK

M

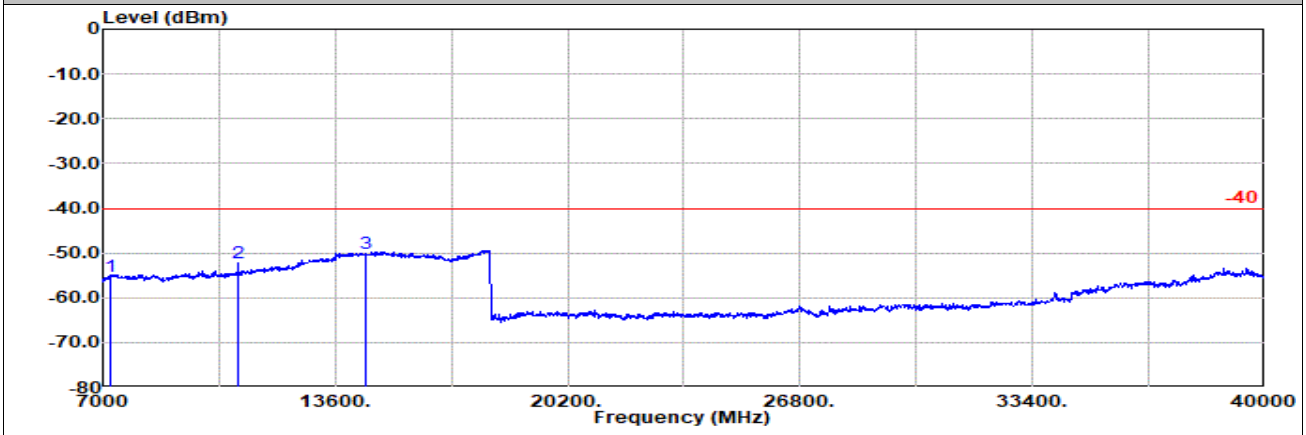


```
Site      : 03CH21-HY
Condition: -40 1m BBHA9170_1223_240624 Horizontal
          : SA n48 20M Ch641666 1RB1 BPSK
```

	Freq	Level	Detector	Ant Factor	Amp\Cbl	Filter	EIRPCF	Reading	Limit	Margin	Pol
	MHz	dBm		dB/m	dB	dB	dB	dBuV	dBm	dB	
1	7233.00	-55.20	RMS	36.57	-20.81	1.00	-95.23	23.27	-40.00	-15.20	Horizontal
2	10849.00	-52.22	RMS	37.50	-21.41	0.90	-95.23	26.02	-40.00	-12.22	Horizontal
3	14465.00	-50.19	RMS	41.23	-22.55	0.70	-95.23	25.66	-40.00	-10.19	Horizontal

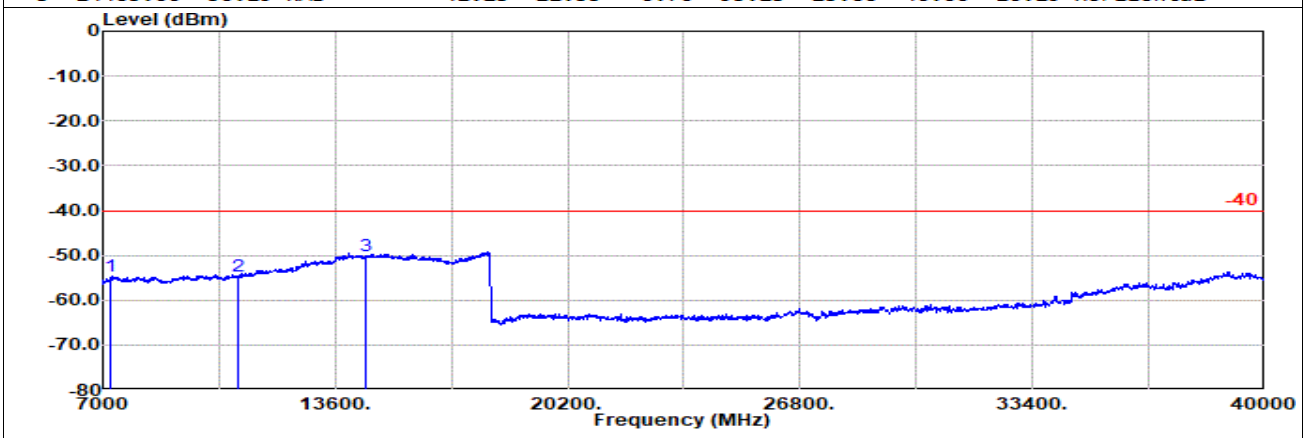


```
Site      : 03CH21-HY
Condition: -40 1m BBHA9170_1223_240624 Vertical
          : SA n48 20M Ch641666 1RB1 BPSK
```

	Freq	Level	Detector	Ant Factor	Amp\Cbl	Filter	EIRPCF	Reading	Limit	Margin	Pol
	MHz	dBm		dB/m	dB	dB	dB	dBuV	dBm	dB	
1	7233.00	-54.68	RMS	36.57	-20.81	1.00	-95.23	23.79	-40.00	-14.68	Vertical
2	10849.00	-54.77	RMS	37.50	-21.41	0.90	-95.23	23.47	-40.00	-14.77	Vertical
3	14465.00	-49.97	RMS	41.23	-22.55	0.70	-95.23	25.88	-40.00	-9.97	Vertical

Tx0

Part 96 Mode 1

NR SA n48 20M Ch646000 1RB1 BPSK

H

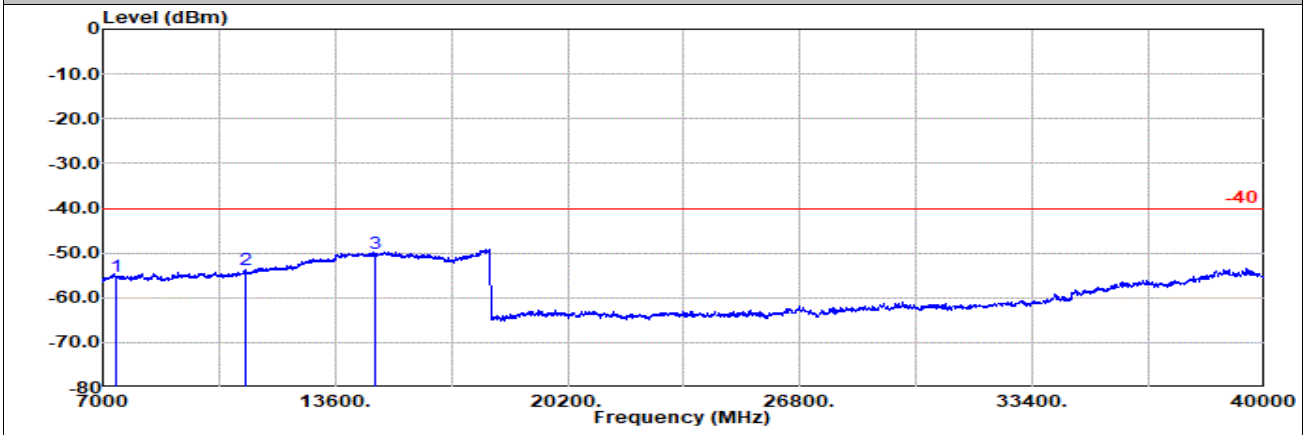


```
Site      : 03CH21-HY
Condition: -40 1m BBHA9170_1223_240624 Horizontal
          : SA n48 20M Ch646000 1RB1 BPSK
```

	Freq	Level	Detector	Ant Factor	Amp\Cbl	Filter	EIRPCF	Reading	Limit	Margin	Pol
	MHz	dBm		dB/m	dB	dB	dB	dBuV	dBm	dB	
1	7363.00	-55.11	RMS	36.80	-20.74	1.06	-95.23	23.00	-40.00	-15.11	Horizontal
2	11044.00	-53.65	RMS	37.79	-21.41	0.91	-95.23	24.29	-40.00	-13.65	Horizontal
3	14725.00	-50.20	RMS	41.35	-22.54	0.74	-95.23	25.48	-40.00	-10.20	Horizontal

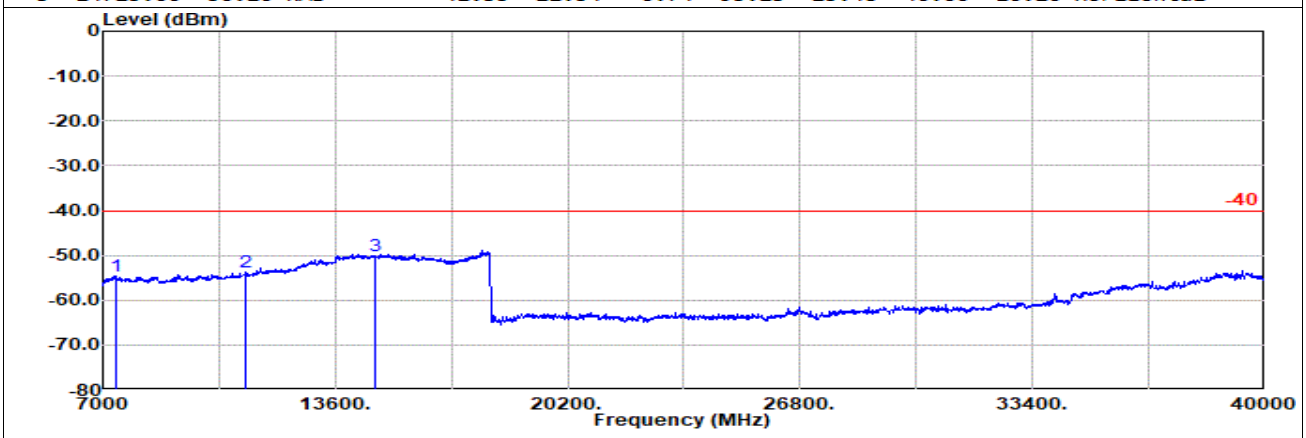


```
Site      : 03CH21-HY
Condition: -40 1m BBHA9170_1223_240624 Vertical
          : SA n48 20M Ch646000 1RB1 BPSK
```

	Freq	Level	Detector	Ant Factor	Amp\Cbl	Filter	EIRPCF	Reading	Limit	Margin	Pol
	MHz	dBm		dB/m	dB	dB	dB	dBuV	dBm	dB	
1	7363.00	-54.56	RMS	36.80	-20.74	1.06	-95.23	23.55	-40.00	-14.56	Vertical
2	11044.00	-53.75	RMS	37.79	-21.41	0.91	-95.23	24.19	-40.00	-13.75	Vertical
3	14725.00	-50.08	RMS	41.35	-22.54	0.74	-95.23	25.60	-40.00	-10.08	Vertical

Tx0

Part 96 Mode 3

EN-DC B5+n48 10M + 20M Ch20525 1RB0 QPSK + Ch641666 1RB1 BPSK

M

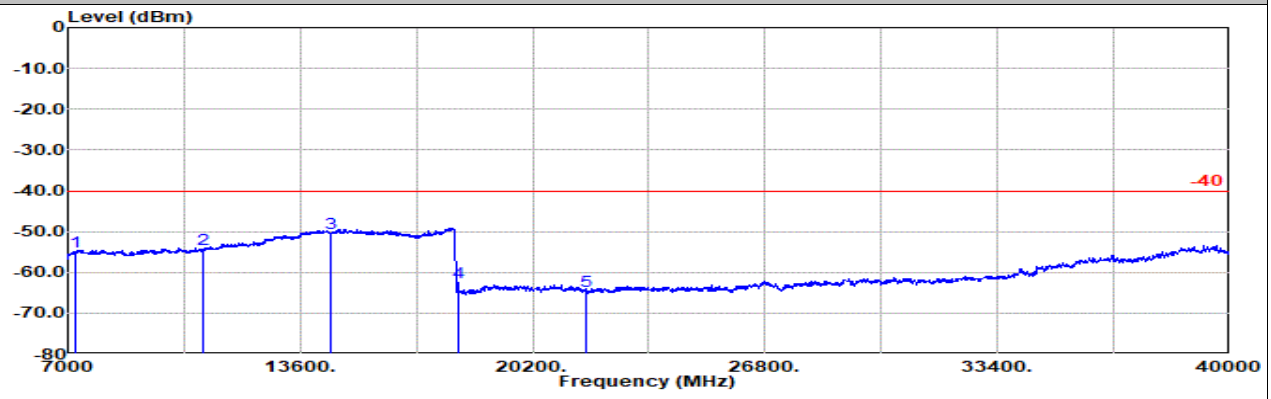


```
Site      : 03CH21-HY
Condition: -40 1m BBHA9170_1223_240624 Horizontal
         : LTE Band 5 10M Ch20525 1RB0 QPSK
         : SA n48 20M Ch641666 1RB1 BPSK
```

	Freq	Level	Detector	Ant Factor	Amp\Cb l	Filter	EIRPCF	Readin g	Limit	Margin	Pol
	MHz	dBm		dB/m	dB	dB	dB	dBuV	dBm	dB	
1	7233.00	-54.88	RMS	36.57	-20.81	1.00	-95.23	23.59	-40.00	-14.88	Horizontal
2	10849.00	-54.48	RMS	37.50	-21.41	0.90	-95.23	23.76	-40.00	-14.48	Horizontal
3	14465.00	-50.34	RMS	41.23	-22.55	0.70	-95.23	25.51	-40.00	-10.34	Horizontal
4	18081.00	-62.35	RMS	37.72	-39.66	-9.54	-95.23	44.36	-40.00	-22.35	Horizontal
5	21698.00	-64.72	RMS	38.20	-35.90	-9.54	-95.23	37.75	-40.00	-24.72	Horizontal

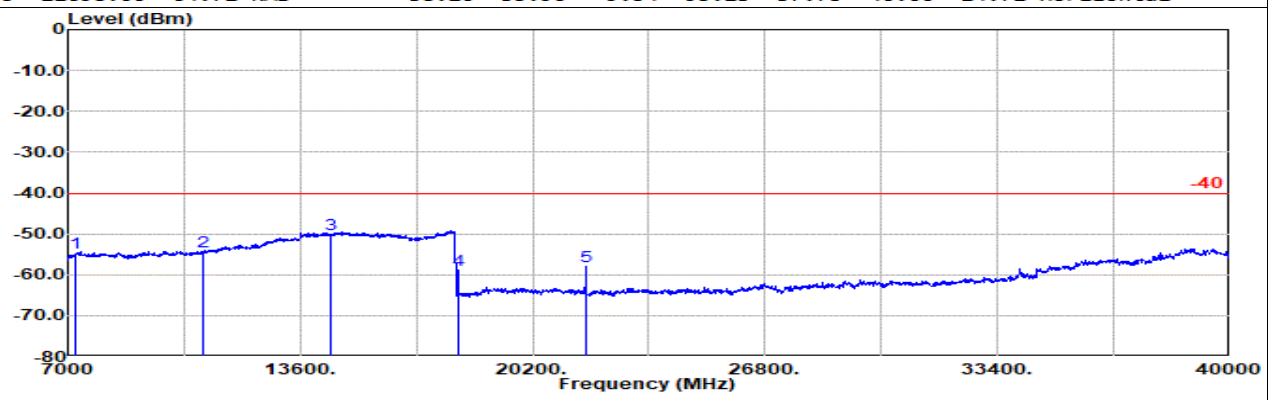


```
Site      : 03CH21-HY
Condition: -40 1m BBHA9170_1223_240624 Vertical
         : LTE Band 5 10M Ch20525 1RB0 QPSK
         : SA n48 20M Ch641666 1RB1 BPSK
```

	Freq	Level	Detector	Ant Factor	Amp\Cb l	Filter	EIRPCF	Readin g	Limit	Margin	Pol
	MHz	dBm		dB/m	dB	dB	dB	dBuV	dBm	dB	
1	7233.00	-54.55	RMS	36.57	-20.81	1.00	-95.23	23.92	-40.00	-14.55	Vertical
2	10849.00	-54.45	RMS	37.50	-21.41	0.90	-95.23	23.79	-40.00	-14.45	Vertical
3	14465.00	-50.17	RMS	41.23	-22.55	0.70	-95.23	25.68	-40.00	-10.17	Vertical
4	18081.00	-58.79	RMS	37.72	-39.66	-9.54	-95.23	47.92	-40.00	-18.79	Vertical
5	21698.00	-57.92	RMS	38.20	-35.90	-9.54	-95.23	44.55	-40.00	-17.92	Vertical

Tx1

Part 96 Mode 2

NR SA n48 20M Ch637334 1RB1 BPSK

L

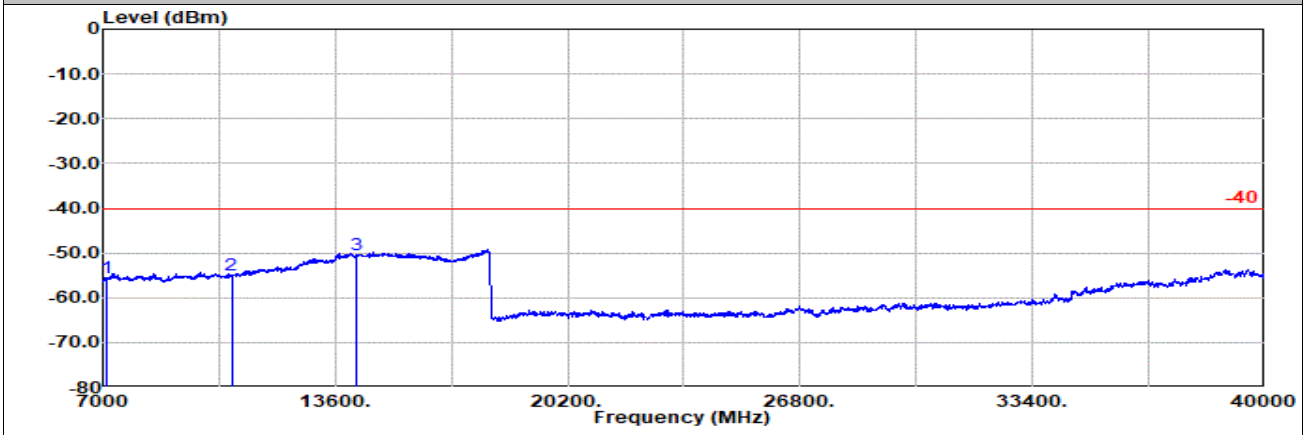


```
Site      : 03CH21-HY
Condition: -40 1m BBHA9170_1223_240624 Horizontal
          : SA n48 20M Ch637334 1RB1 BPSK
```

	Freq	Level	Detector	Ant Factor	Amp\Cbl	Filter	EIRPCF	Reading	Limit	Margin	Pol
	MHz	dBm		dB/m	dB	dB	dB	dBuV	dBm	dB	
1	7103.00	-55.62	RMS	36.31	-20.88	1.00	-95.23	23.18	-40.00	-15.62	Horizontal
2	10654.00	-54.97	RMS	37.50	-21.43	0.89	-95.23	23.30	-40.00	-14.97	Horizontal
3	14205.00	-50.42	RMS	41.20	-21.96	0.65	-95.23	24.92	-40.00	-10.42	Horizontal

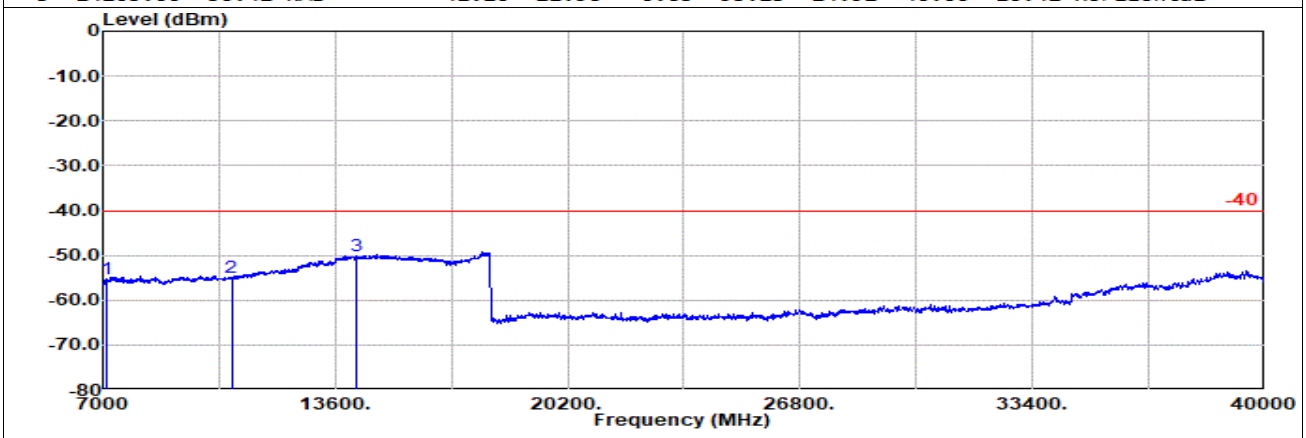


```
Site      : 03CH21-HY
Condition: -40 1m BBHA9170_1223_240624 Vertical
          : SA n48 20M Ch637334 1RB1 BPSK
```

	Freq	Level	Detector	Ant Factor	Amp\Cbl	Filter	EIRPCF	Reading	Limit	Margin	Pol
	MHz	dBm		dB/m	dB	dB	dB	dBuV	dBm	dB	
1	7103.00	-55.16	RMS	36.31	-20.88	1.00	-95.23	23.64	-40.00	-15.16	Vertical
2	10654.00	-54.80	RMS	37.50	-21.43	0.89	-95.23	23.47	-40.00	-14.80	Vertical
3	14205.00	-50.22	RMS	41.20	-21.96	0.65	-95.23	25.12	-40.00	-10.22	Vertical

Tx1

Part 96 Mode 2

NR SA n48 20M Ch641666 1RB1 BPSK

M

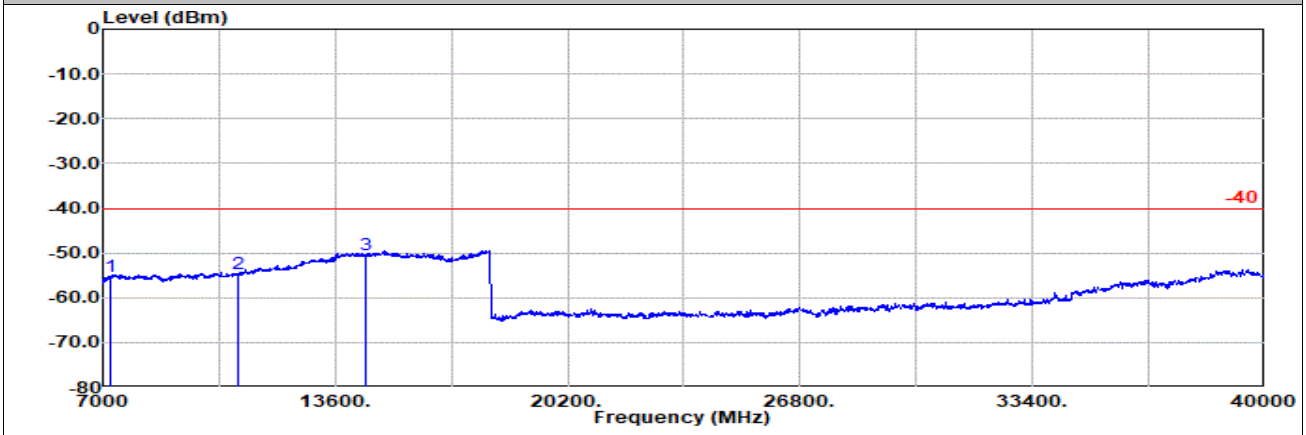


```
Site      : 03CH21-HY
Condition: -40 1m BBHA9170_1223_240624 Horizontal
          : SA n48 20M Ch641666 1RB1 BPSK
```

	Freq	Level	Detector	Ant Factor	Amp\Cbl	Filter	EIRPCF	Reading	Limit	Margin	Pol
	MHz	dBm		dB/m	dB	dB	dB	dBuV	dBm	dB	
1	7233.00	-55.16	RMS	36.57	-20.81	1.00	-95.23	23.31	-40.00	-15.16	Horizontal
2	10849.00	-54.69	RMS	37.50	-21.41	0.90	-95.23	23.55	-40.00	-14.69	Horizontal
3	14465.00	-50.35	RMS	41.23	-22.55	0.70	-95.23	25.50	-40.00	-10.35	Horizontal

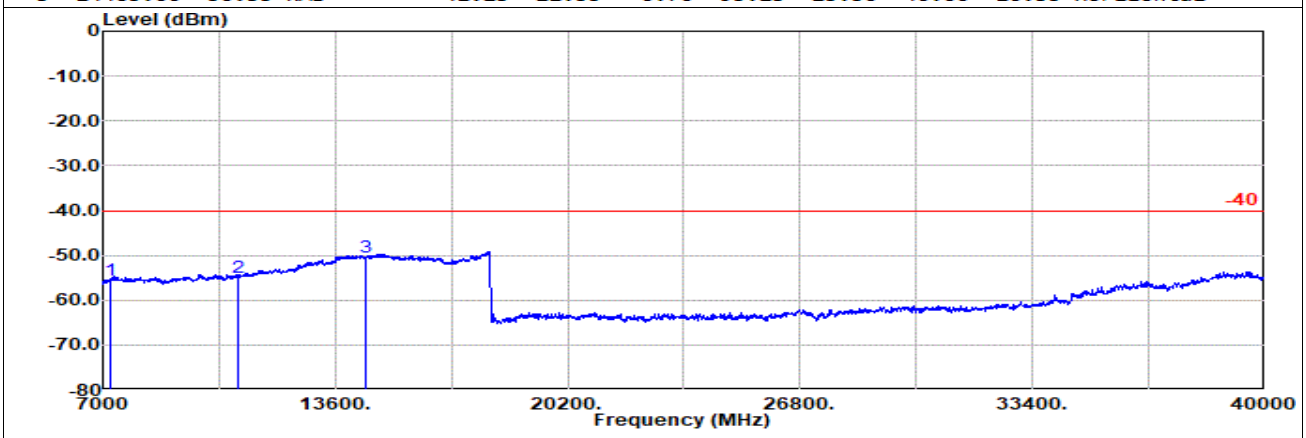


```
Site      : 03CH21-HY
Condition: -40 1m BBHA9170_1223_240624 Vertical
          : SA n48 20M Ch641666 1RB1 BPSK
```

	Freq	Level	Detector	Ant Factor	Amp\Cbl	Filter	EIRPCF	Reading	Limit	Margin	Pol
	MHz	dBm		dB/m	dB	dB	dB	dBuV	dBm	dB	
1	7233.00	-55.46	RMS	36.57	-20.81	1.00	-95.23	23.01	-40.00	-15.46	Vertical
2	10849.00	-54.85	RMS	37.50	-21.41	0.90	-95.23	23.39	-40.00	-14.85	Vertical
3	14465.00	-50.41	RMS	41.23	-22.55	0.70	-95.23	25.44	-40.00	-10.41	Vertical

Tx1

Part 96 Mode 2

NR SA n48 20M Ch646000 1RB1 BPSK

H

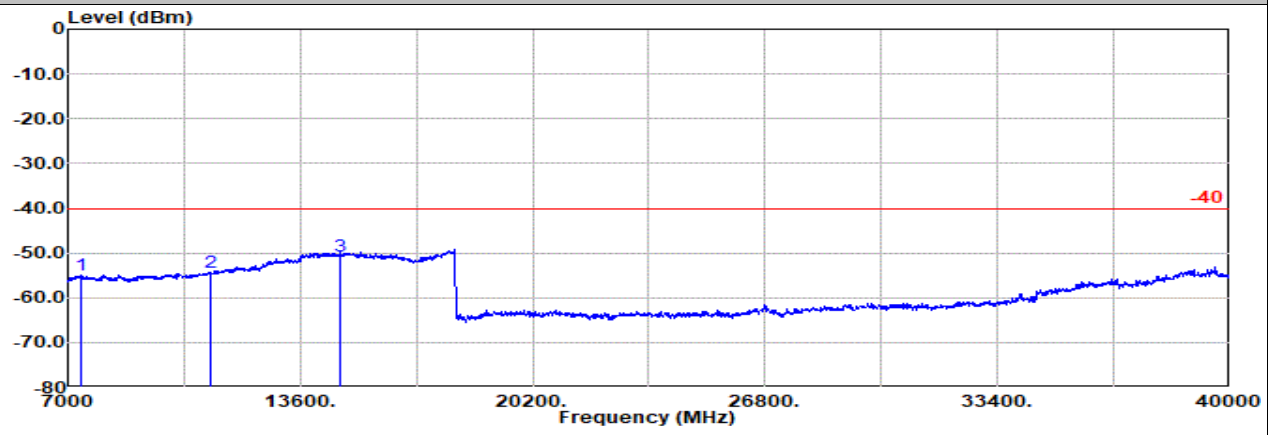


```
Site      : 03CH21-HY
Condition: -40 1m BBHA9170_1223_240624 Horizontal
          : SA n48 20M Ch646000 1RB1 BPSK
```

	Freq	Level	Detector	Ant Factor	Amp\Cbl	Filter	EIRPCF	Reading	Limit	Margin	Pol
	MHz	dBm		dB/m	dB	dB	dB	dBuV	dBm	dB	
1	7363.00	-54.82	RMS	36.80	-20.74	1.06	-95.23	23.29	-40.00	-14.82	Horizontal
2	11044.00	-54.24	RMS	37.79	-21.41	0.91	-95.23	23.70	-40.00	-14.24	Horizontal
3	14725.00	-50.60	RMS	41.35	-22.54	0.74	-95.23	25.08	-40.00	-10.60	Horizontal

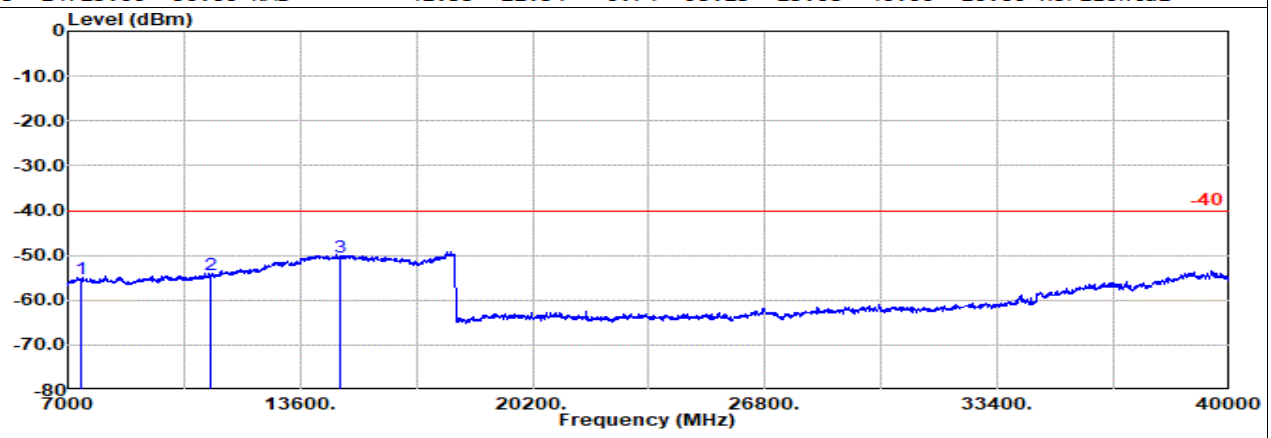


```
Site      : 03CH21-HY
Condition: -40 1m BBHA9170_1223_240624 Vertical
          : SA n48 20M Ch646000 1RB1 BPSK
```

	Freq	Level	Detector	Ant Factor	Amp\Cbl	Filter	EIRPCF	Reading	Limit	Margin	Pol
	MHz	dBm		dB/m	dB	dB	dB	dBuV	dBm	dB	
1	7363.00	-55.21	RMS	36.80	-20.74	1.06	-95.23	22.90	-40.00	-15.21	Vertical
2	11044.00	-54.35	RMS	37.79	-21.41	0.91	-95.23	23.59	-40.00	-14.35	Vertical
3	14725.00	-50.37	RMS	41.35	-22.54	0.74	-95.23	25.31	-40.00	-10.37	Vertical

Ant6+1

Part 96 Mode 4

NR SA n48 20M Ch637334 1RB1 QPSK

L

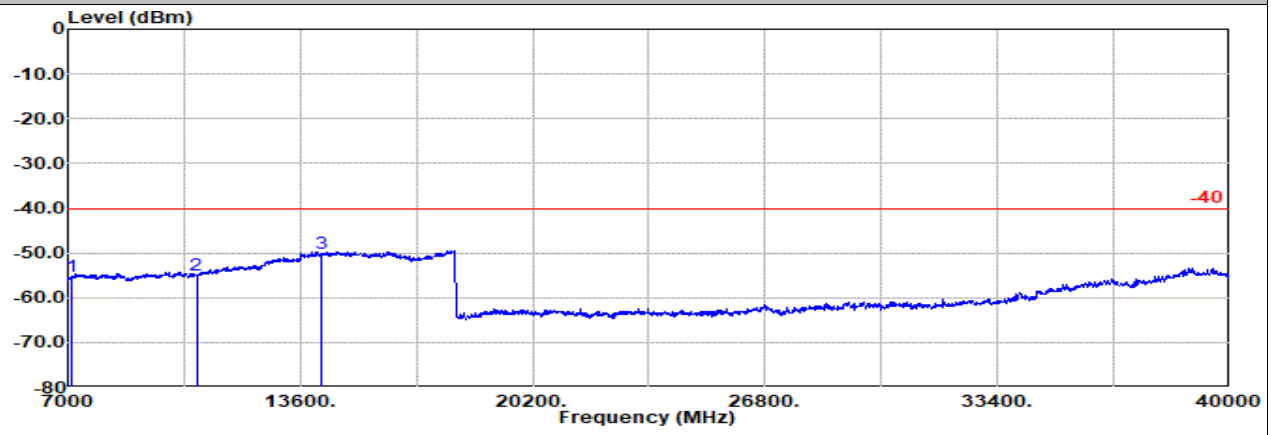


```
Site      : 03CH21-HY
Condition: -40 1m BBHA9170_1223_240624 Horizontal
          : SA n48 20M Ch637334 1RB1 QPSK
```

	Freq	Level	Detector	Ant Factor	Amp\Cbl	Filter	EIRPCF	Reading	Limit	Margin	Pol
	MHz	dBm		dB/m	dB	dB	dB	dBuV	dBm	dB	
1	7103.00	-55.38	RMS	36.31	-20.88	1.00	-95.23	23.42	-40.00	-15.38	Horizontal
2	10654.00	-54.91	RMS	37.50	-21.43	0.89	-95.23	23.36	-40.00	-14.91	Horizontal
3	14205.00	-50.15	RMS	41.20	-21.96	0.65	-95.23	25.19	-40.00	-10.15	Horizontal

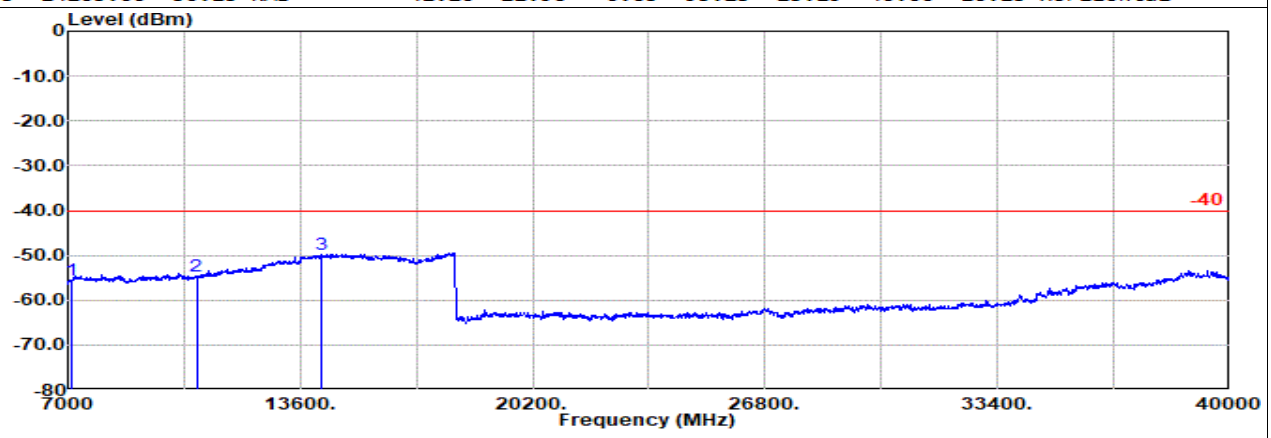


```
Site      : 03CH21-HY
Condition: -40 1m BBHA9170_1223_240624 Vertical
          : SA n48 20M Ch637334 1RB1 QPSK
```

	Freq	Level	Detector	Ant Factor	Amp\Cbl	Filter	EIRPCF	Reading	Limit	Margin	Pol
	MHz	dBm		dB/m	dB	dB	dB	dBuV	dBm	dB	
1	7103.00	-55.44	RMS	36.31	-20.88	1.00	-95.23	23.36	-40.00	-15.44	Vertical
2	10654.00	-54.54	RMS	37.50	-21.43	0.89	-95.23	23.73	-40.00	-14.54	Vertical
3	14205.00	-49.87	RMS	41.20	-21.96	0.65	-95.23	25.47	-40.00	-9.87	Vertical

Ant6+1

Part 96 Mode 4

NR SA n48 20M Ch641666 1RB1 QPSK

M

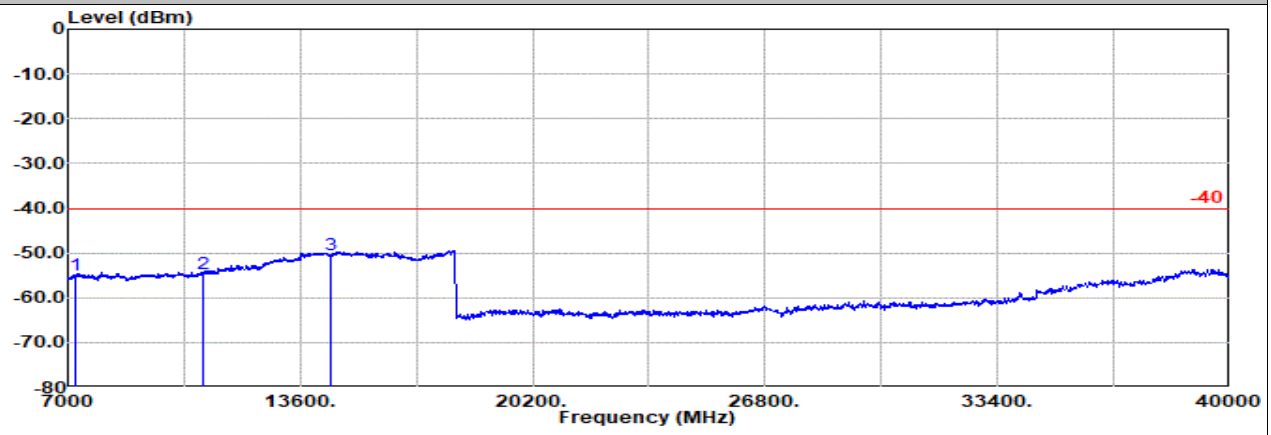


```
Site      : 03CH21-HY
Condition: -40 1m BBHA9170_1223_240624 Horizontal
         : SA n48 20M Ch641666 1RB1 QPSK
```

	Freq	Level	Detector	Ant Factor	Amp\Cbl	Filter	EIRPCF	Reading	Limit	Margin	Pol
	MHz	dBm		dB/m	dB	dB	dB	dBuV	dBm	dB	
1	7233.00	-54.94	RMS	36.57	-20.81	1.00	-95.23	23.53	-40.00	-14.94	Horizontal
2	10849.00	-54.52	RMS	37.50	-21.41	0.90	-95.23	23.72	-40.00	-14.52	Horizontal
3	14465.00	-50.37	RMS	41.23	-22.55	0.70	-95.23	25.48	-40.00	-10.37	Horizontal

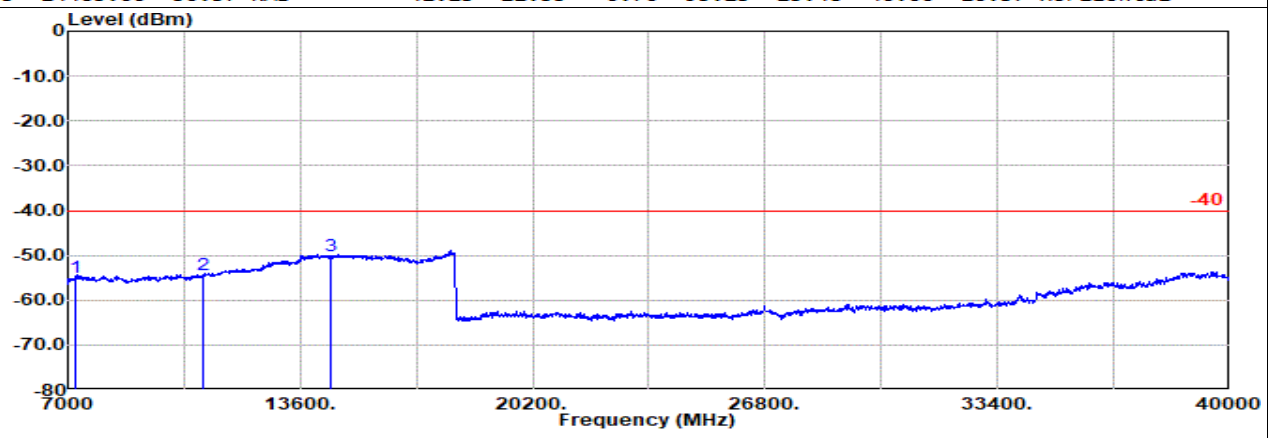


```
Site      : 03CH21-HY
Condition: -40 1m BBHA9170_1223_240624 Vertical
         : SA n48 20M Ch641666 1RB1 QPSK
```

	Freq	Level	Detector	Ant Factor	Amp\Cbl	Filter	EIRPCF	Reading	Limit	Margin	Pol
	MHz	dBm		dB/m	dB	dB	dB	dBuV	dBm	dB	
1	7233.00	-54.83	RMS	36.57	-20.81	1.00	-95.23	23.64	-40.00	-14.83	Vertical
2	10849.00	-54.40	RMS	37.50	-21.41	0.90	-95.23	23.84	-40.00	-14.40	Vertical
3	14465.00	-50.26	RMS	41.23	-22.55	0.70	-95.23	25.59	-40.00	-10.26	Vertical

Ant6+1

Part 96 Mode 4

NR SA n48 20M Ch646000 1RB1 QPSK

H

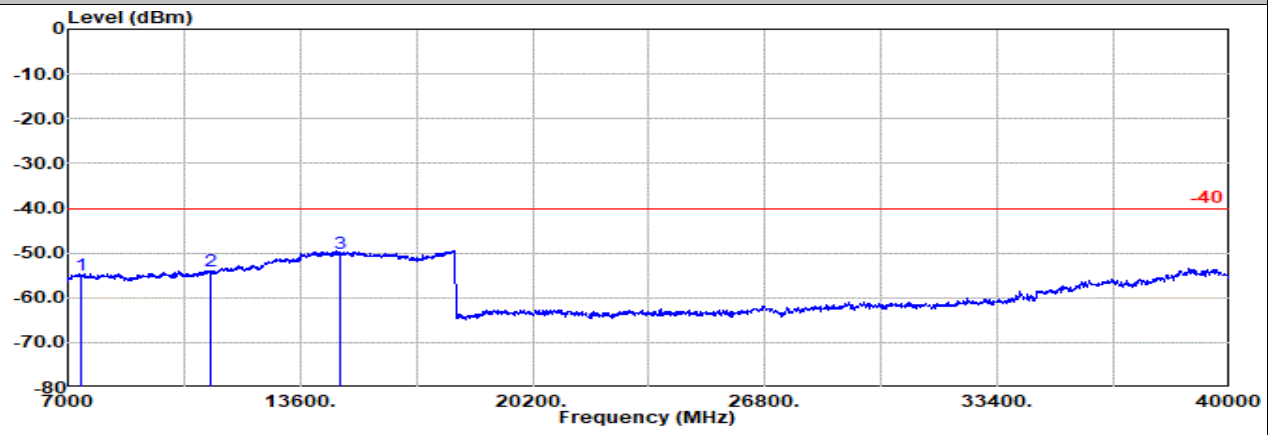


```
Site      : 03CH21-HY
Condition: -40 1m BBHA9170_1223_240624 Horizontal
         : SA n48 20M Ch646000 1RB1 QPSK
```

	Freq	Level	Detector	Ant Factor	Amp\Cbl	Filter	EIRPCF	Reading	Limit	Margin	Pol
	MHz	dBm		dB/m	dB	dB	dB	dBuV	dBm	dB	
1	7363.00	-55.01	RMS	36.80	-20.74	1.06	-95.23	23.10	-40.00	-15.01	Horizontal
2	11044.00	-54.09	RMS	37.79	-21.41	0.91	-95.23	23.85	-40.00	-14.09	Horizontal
3	14725.00	-49.97	RMS	41.35	-22.54	0.74	-95.23	25.71	-40.00	-9.97	Horizontal

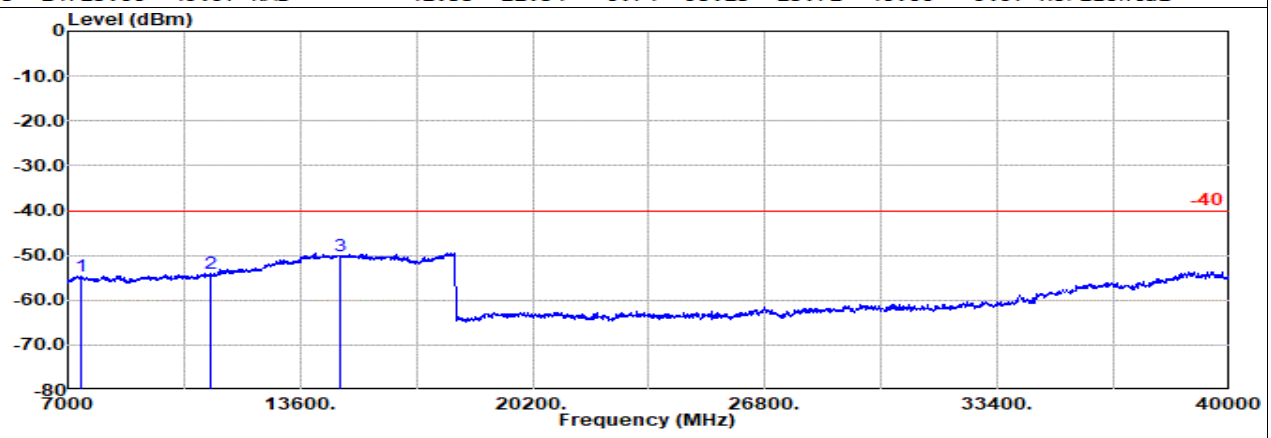


```
Site      : 03CH21-HY
Condition: -40 1m BBHA9170_1223_240624 Vertical
         : SA n48 20M Ch646000 1RB1 QPSK
```

	Freq	Level	Detector	Ant Factor	Amp\Cbl	Filter	EIRPCF	Reading	Limit	Margin	Pol
	MHz	dBm		dB/m	dB	dB	dB	dBuV	dBm	dB	
1	7363.00	-54.57	RMS	36.80	-20.74	1.06	-95.23	23.54	-40.00	-14.57	Vertical
2	11044.00	-54.11	RMS	37.79	-21.41	0.91	-95.23	23.83	-40.00	-14.11	Vertical
3	14725.00	-50.08	RMS	41.35	-22.54	0.74	-95.23	25.60	-40.00	-10.08	Vertical

Ant7+5

Part 96 Mode 5

NR SA n48 20M Ch637334 1RB1 QPSK

L

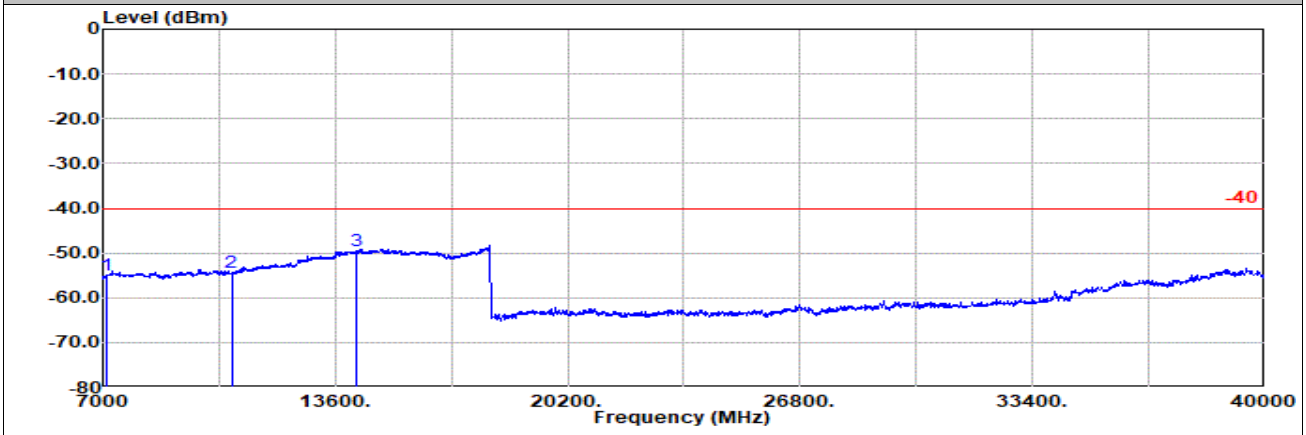


```
Site      : 03CH21-HY
Condition: -40 1m BBHA9170_1223_240624 Horizontal
          : SA n48 20M Ch637334 1RB1 QPSK
```

	Freq	Level	Detector	Ant Factor	Amp\Cbl	Filter	EIRPCF	Reading	Limit	Margin	Pol
	MHz	dBm		dB/m	dB	dB	dB	dBuV	dBm	dB	
1	7103.00	-55.02	RMS	36.31	-20.88	1.00	-95.23	23.78	-40.00	-15.02	Horizontal
2	10654.00	-54.39	RMS	37.50	-21.43	0.89	-95.23	23.88	-40.00	-14.39	Horizontal
3	14205.00	-49.62	RMS	41.20	-21.96	0.65	-95.23	25.72	-40.00	-9.62	Horizontal

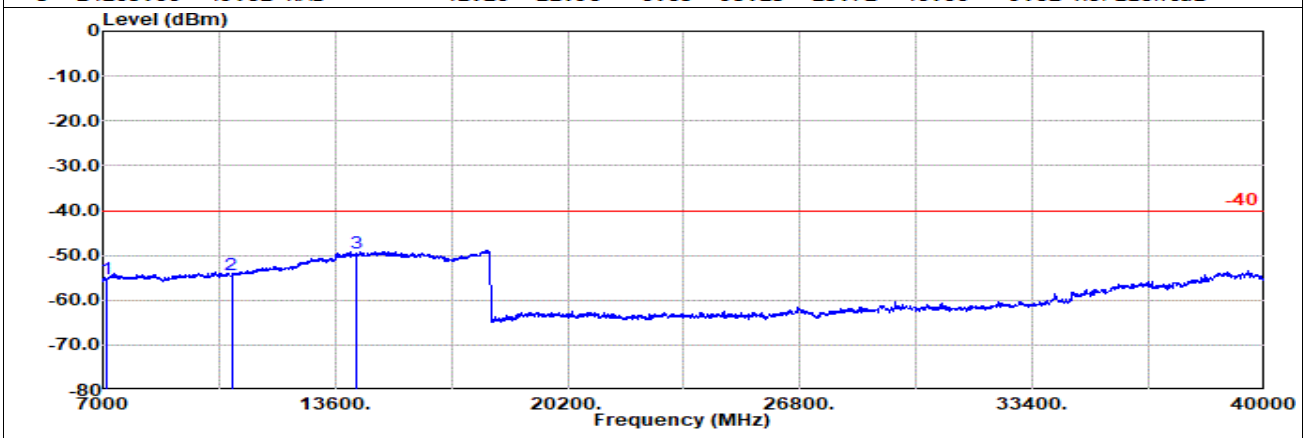


```
Site      : 03CH21-HY
Condition: -40 1m BBHA9170_1223_240624 Vertical
          : SA n48 20M Ch637334 1RB1 QPSK
```

	Freq	Level	Detector	Ant Factor	Amp\Cbl	Filter	EIRPCF	Reading	Limit	Margin	Pol
	MHz	dBm		dB/m	dB	dB	dB	dBuV	dBm	dB	
1	7103.00	-55.13	RMS	36.31	-20.88	1.00	-95.23	23.67	-40.00	-15.13	Vertical
2	10654.00	-54.49	RMS	37.50	-21.43	0.89	-95.23	23.78	-40.00	-14.49	Vertical
3	14205.00	-49.46	RMS	41.20	-21.96	0.65	-95.23	25.88	-40.00	-9.46	Vertical

Ant7+5

Part 96 Mode 5

NR SA n48 20M Ch641666 1RB1 QPSK

M

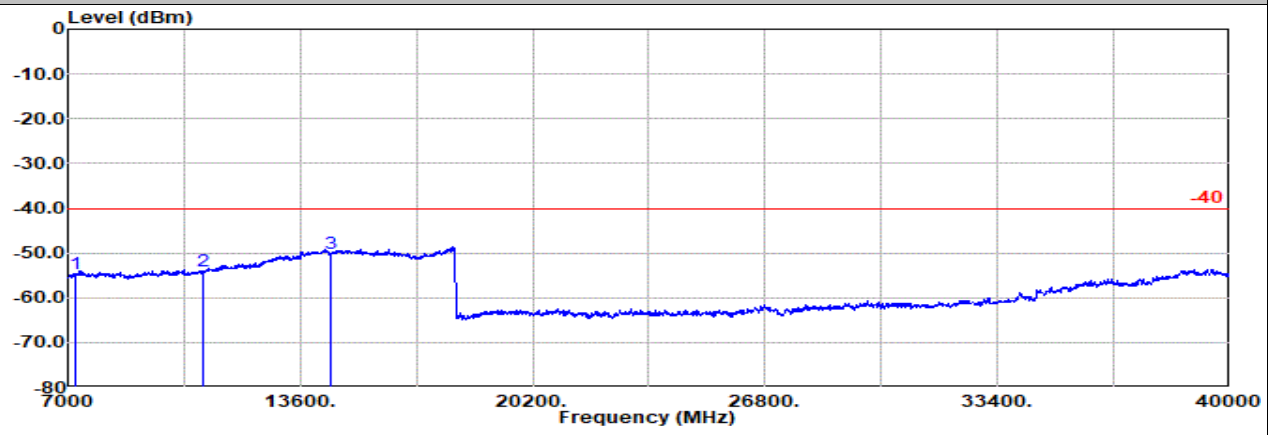


```
Site      : 03CH21-HY
Condition: -40 1m BBHA9170_1223_240624 Horizontal
         : SA n48 20M Ch641666 1RB1 QPSK
```

	Freq	Level	Detector	Ant Factor	Amp\Cbl	Filter	EIRPCF	Reading	Limit	Margin	Pol
	MHz	dBm		dB/m	dB	dB	dB	dBuV	dBm	dB	
1	7233.00	-54.58	RMS	36.57	-20.81	1.00	-95.23	23.89	-40.00	-14.58	Horizontal
2	10849.00	-53.97	RMS	37.50	-21.41	0.90	-95.23	24.27	-40.00	-13.97	Horizontal
3	14465.00	-50.02	RMS	41.23	-22.55	0.70	-95.23	25.83	-40.00	-10.02	Horizontal

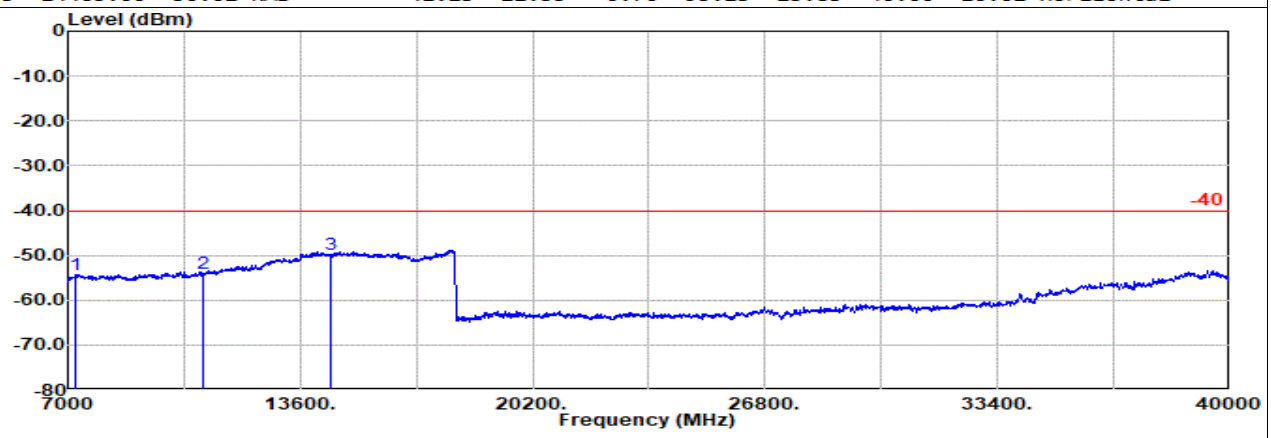


```
Site      : 03CH21-HY
Condition: -40 1m BBHA9170_1223_240624 Vertical
         : SA n48 20M Ch641666 1RB1 QPSK
```

	Freq	Level	Detector	Ant Factor	Amp\Cbl	Filter	EIRPCF	Reading	Limit	Margin	Pol
	MHz	dBm		dB/m	dB	dB	dB	dBuV	dBm	dB	
1	7233.00	-54.34	RMS	36.57	-20.81	1.00	-95.23	24.13	-40.00	-14.34	Vertical
2	10849.00	-53.93	RMS	37.50	-21.41	0.90	-95.23	24.31	-40.00	-13.93	Vertical
3	14465.00	-49.81	RMS	41.23	-22.55	0.70	-95.23	26.04	-40.00	-9.81	Vertical

Ant7+5

Part 96 Mode 5

NR SA n48 20M Ch646000 1RB1 QPSK

H

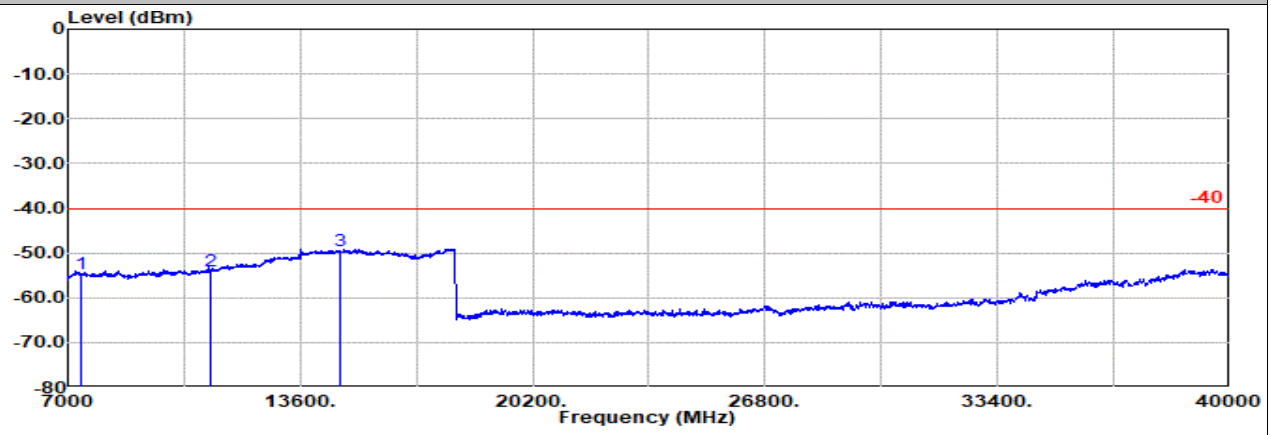


```
Site      : 03CH21-HY
Condition: -40 1m BBHA9170_1223_240624 Horizontal
         : SA n48 20M Ch646000 1RB1 QPSK
```

	Freq	Level	Detector	Ant Factor	Amp\Cbl	Filter	EIRPCF	Reading	Limit	Margin	Pol
	MHz	dBm		dB/m	dB	dB	dB	dBuV	dBm	dB	
1	7363.00	-54.52	RMS	36.80	-20.74	1.06	-95.23	23.59	-40.00	-14.52	Horizontal
2	11044.00	-53.89	RMS	37.79	-21.41	0.91	-95.23	24.05	-40.00	-13.89	Horizontal
3	14725.00	-49.64	RMS	41.35	-22.54	0.74	-95.23	26.04	-40.00	-9.64	Horizontal

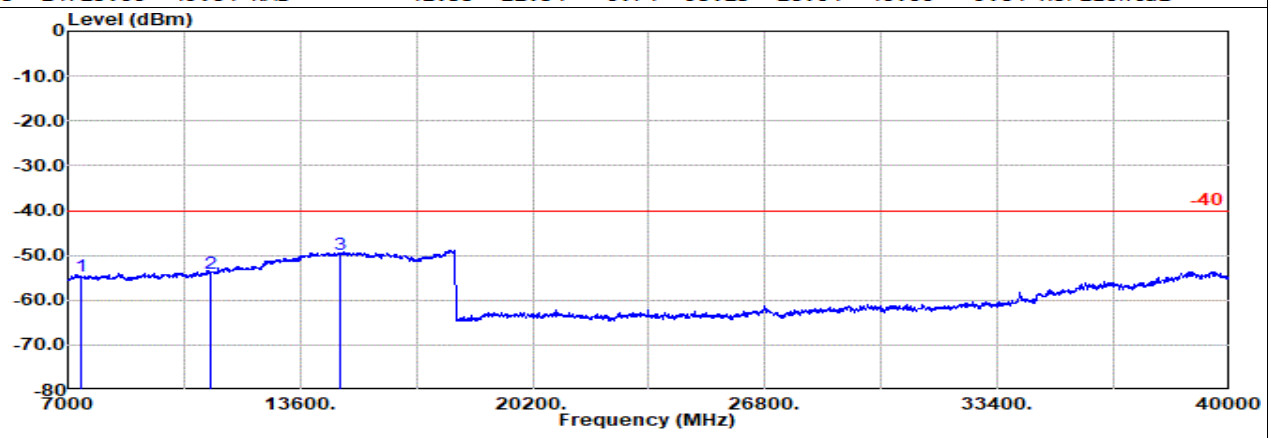


```
Site      : 03CH21-HY
Condition: -40 1m BBHA9170_1223_240624 Vertical
         : SA n48 20M Ch646000 1RB1 QPSK
```

	Freq	Level	Detector	Ant Factor	Amp\Cbl	Filter	EIRPCF	Reading	Limit	Margin	Pol
	MHz	dBm		dB/m	dB	dB	dB	dBuV	dBm	dB	
1	7363.00	-54.59	RMS	36.80	-20.74	1.06	-95.23	23.52	-40.00	-14.59	Vertical
2	11044.00	-53.96	RMS	37.79	-21.41	0.91	-95.23	23.98	-40.00	-13.96	Vertical
3	14725.00	-49.67	RMS	41.35	-22.54	0.74	-95.23	26.01	-40.00	-9.67	Vertical

Ant7+5

Part 96 Mode 5

NR SA n48 20M Ch637334 1RB1 QPSK

L

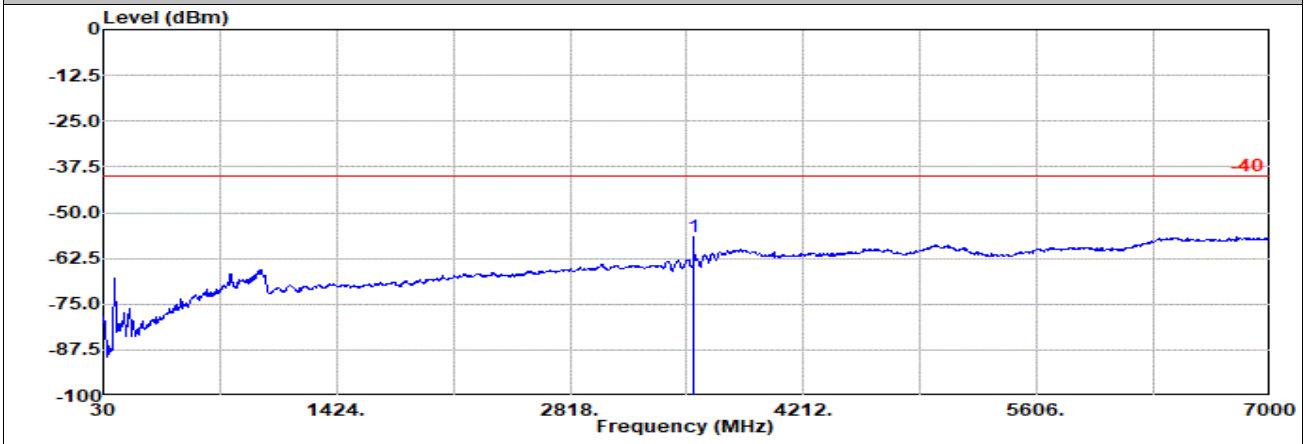


```
Site      : 03CH21-HY
Condition: -40 3m DRH18-E_LE2C03A18EN_240711 Horizontal
          : SA n48 20M Ch637334 1RB1 BPSK
          : #1 is fundamental signal which can be ignored.
```

	Freq	Level	Detector	Ant Factor	Amp\Cb l	Filter	EIRPCF	Readin g	Limit	Margin	Pol
	MHz	dBm		dB/m	dB	dB	dB	dBuV	dBm	dB	
1	3551.00	-56.43	RMS	29.20	-22.45	0.53	-95.23	31.52	-40.00	-16.43	Horizontal

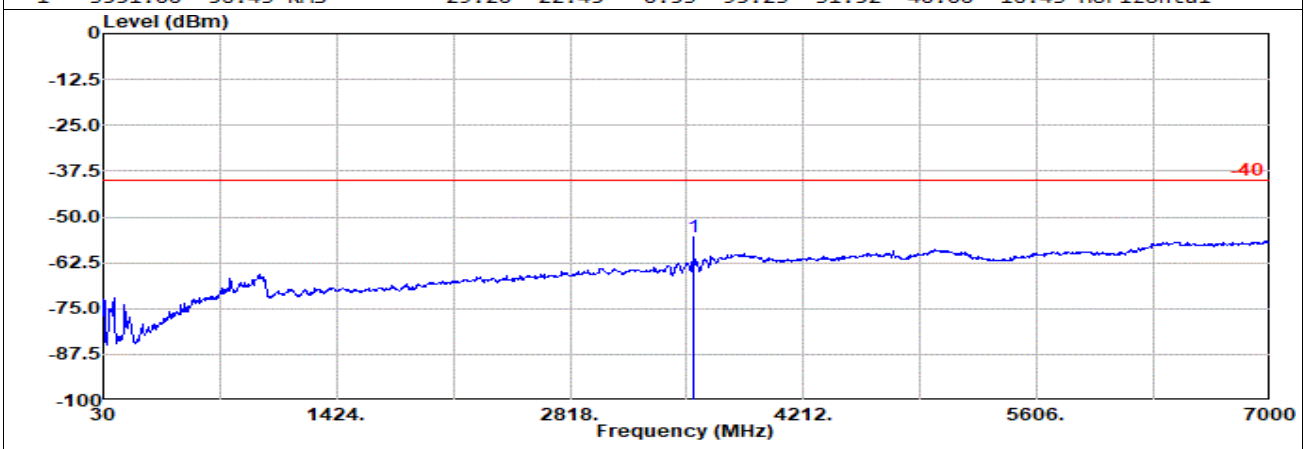


```
Site      : 03CH21-HY
Condition: -40 3m DRH18-E_LE2C03A18EN_240711 Vertical
          : SA n48 20M Ch637334 1RB1 BPSK
          : #1 is fundamental signal which can be ignored.
```

	Freq	Level	Detector	Ant Factor	Amp\Cb l	Filter	EIRPCF	Readin g	Limit	Margin	Pol
	MHz	dBm		dB/m	dB	dB	dB	dBuV	dBm	dB	
1	3551.00	-55.38	RMS	29.20	-22.45	0.53	-95.23	32.57	-40.00	-15.38	Vertical

Remark: #1 is fundamental signal which can be ignored.

————THE END————