Channel 19

100kHz PSD reference Level Plot

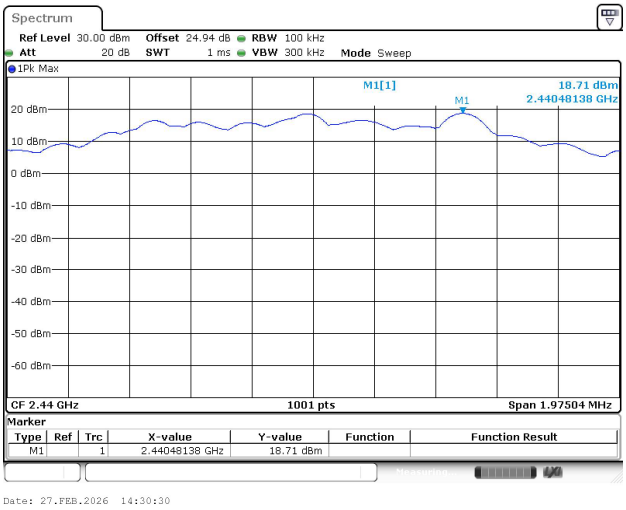

Spurious Emission 30MHz~1GHz Plot

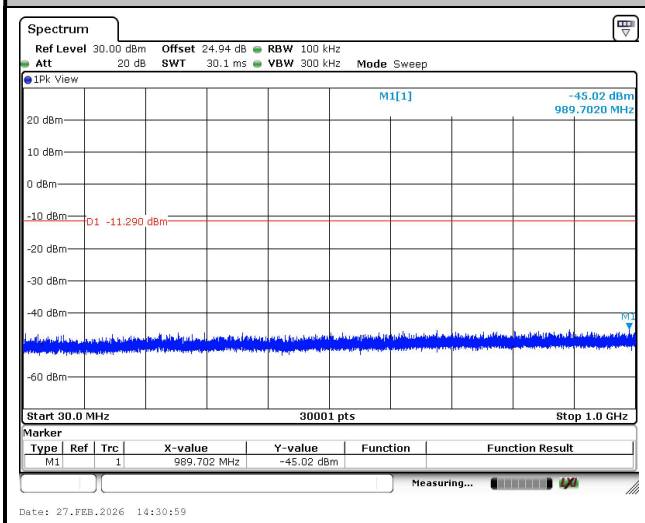

Spurious Emission 1GHz~26.5GHz Plot

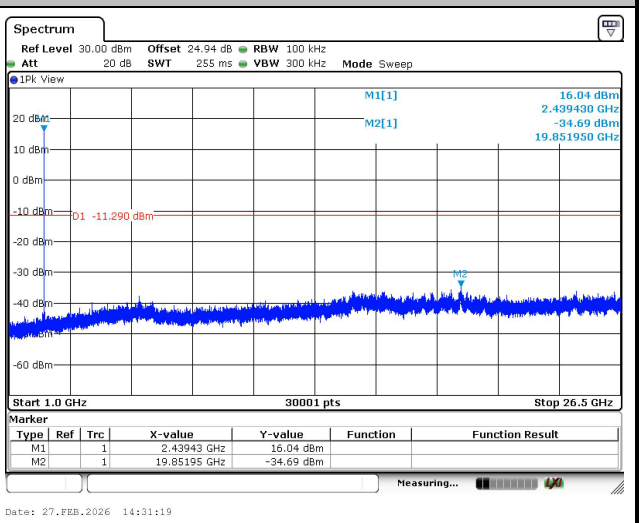

Channel 38

100kHz PSD reference Level Plot

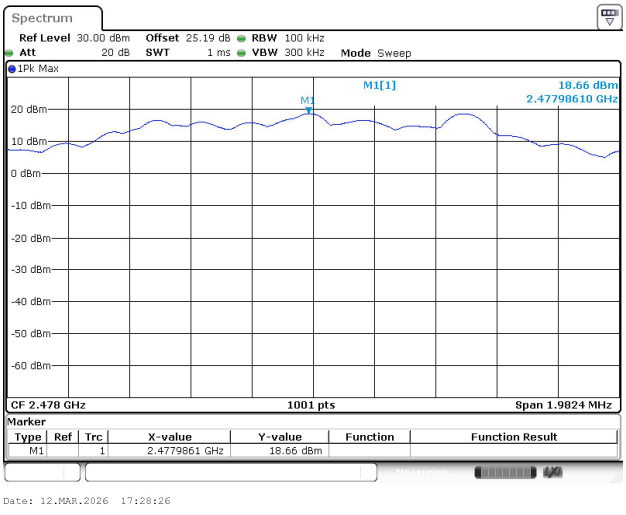

Plot on Channel 38

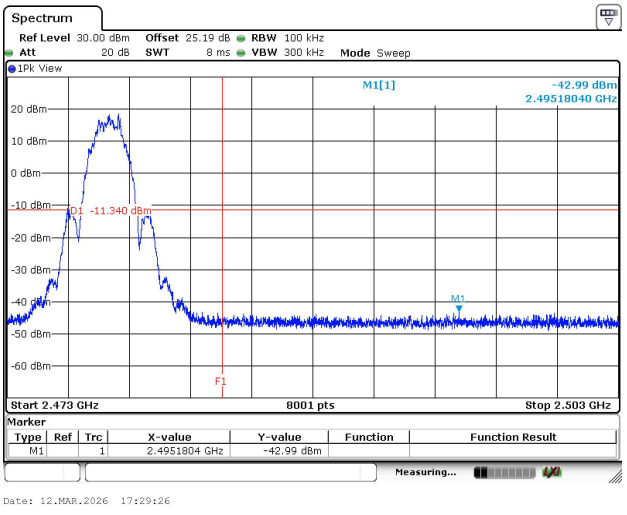

Spurious Emission 30MHz~1GHz Plot

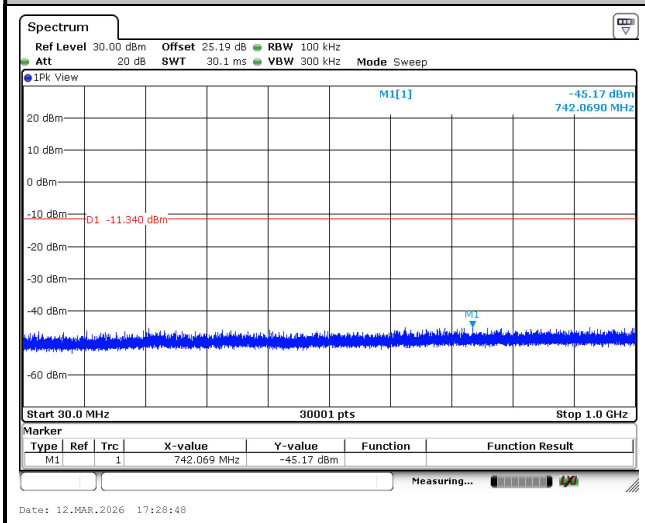

Spurious Emission 1GHz~26.5GHz Plot

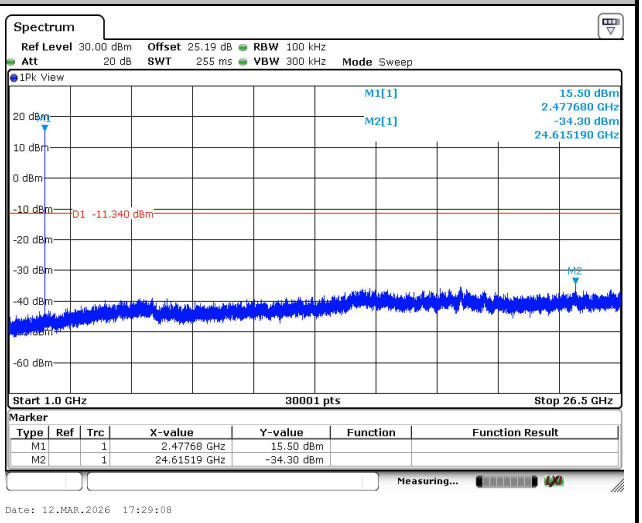

Appendix B. AC Conducted Emission Test Results

Test Engineer :	Louis Chung	**Temperature :**	15.4~19.3℃
		Relative Humidity :	42.1~48.8%

EUT Information

Report NO :	5N0813-01
Test Mode :	Mode 2
Test Voltage :	120Vac/60Hz
Phase :	Line

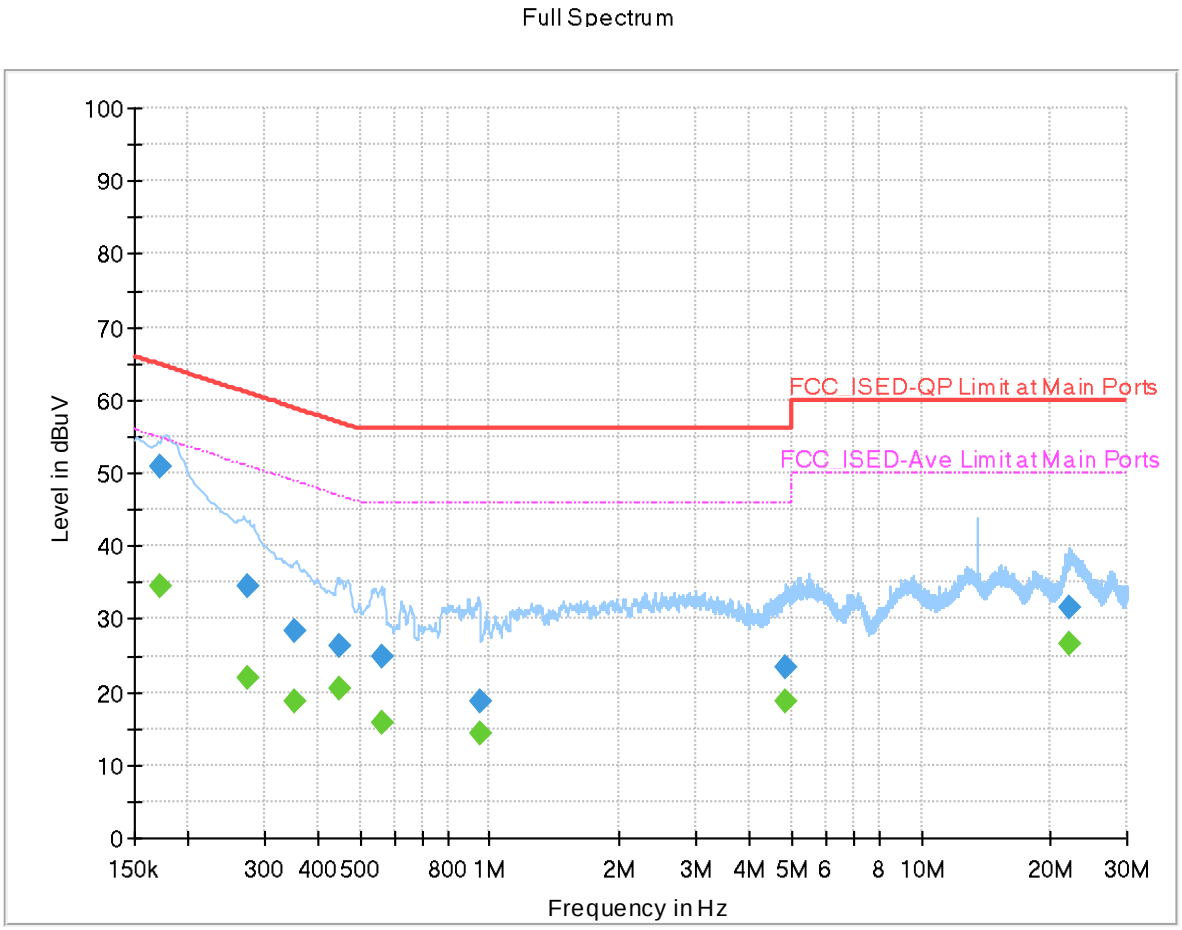

Final_Result

Frequency (MHz)	QuasiPeak (dBuV)	CAverage (dBuV)	Limit (dBuV)	Margin (dB)	Line	Filter	Corr. (dB)
0.172500	---	34.41	54.84	20.43	L1	ON	20.1
0.172500	51.01	---	64.84	13.83	L1	ON	20.1
0.273750	---	21.82	51.00	29.18	L1	ON	20.1
0.273750	34.40	---	61.00	26.60	L1	ON	20.1
0.353445	---	18.84	48.88	30.04	L1	ON	20.0
0.353445	28.44	---	58.88	30.44	L1	ON	20.0
0.449610	---	20.37	46.88	26.51	L1	ON	20.0
0.449610	26.41	---	56.88	30.47	L1	ON	20.0
0.565530	---	15.83	46.00	30.17	L1	ON	20.0
0.565530	24.94	---	56.00	31.06	L1	ON	20.0
0.947535	---	14.26	46.00	31.74	L1	ON	20.0
0.947535	18.71	---	56.00	37.29	L1	ON	20.0
4.830270	---	18.59	46.00	27.41	L1	ON	20.2
4.830270	23.41	---	56.00	32.59	L1	ON	20.2
22.125885	---	26.72	50.00	23.28	L1	ON	20.9
22.125885	31.61	---	60.00	28.39	L1	ON	20.9

EUT Information

Report NO :	5N0813-01
Test Mode :	Mode 2
Test Voltage :	120Vac/60Hz
Phase :	Neutral

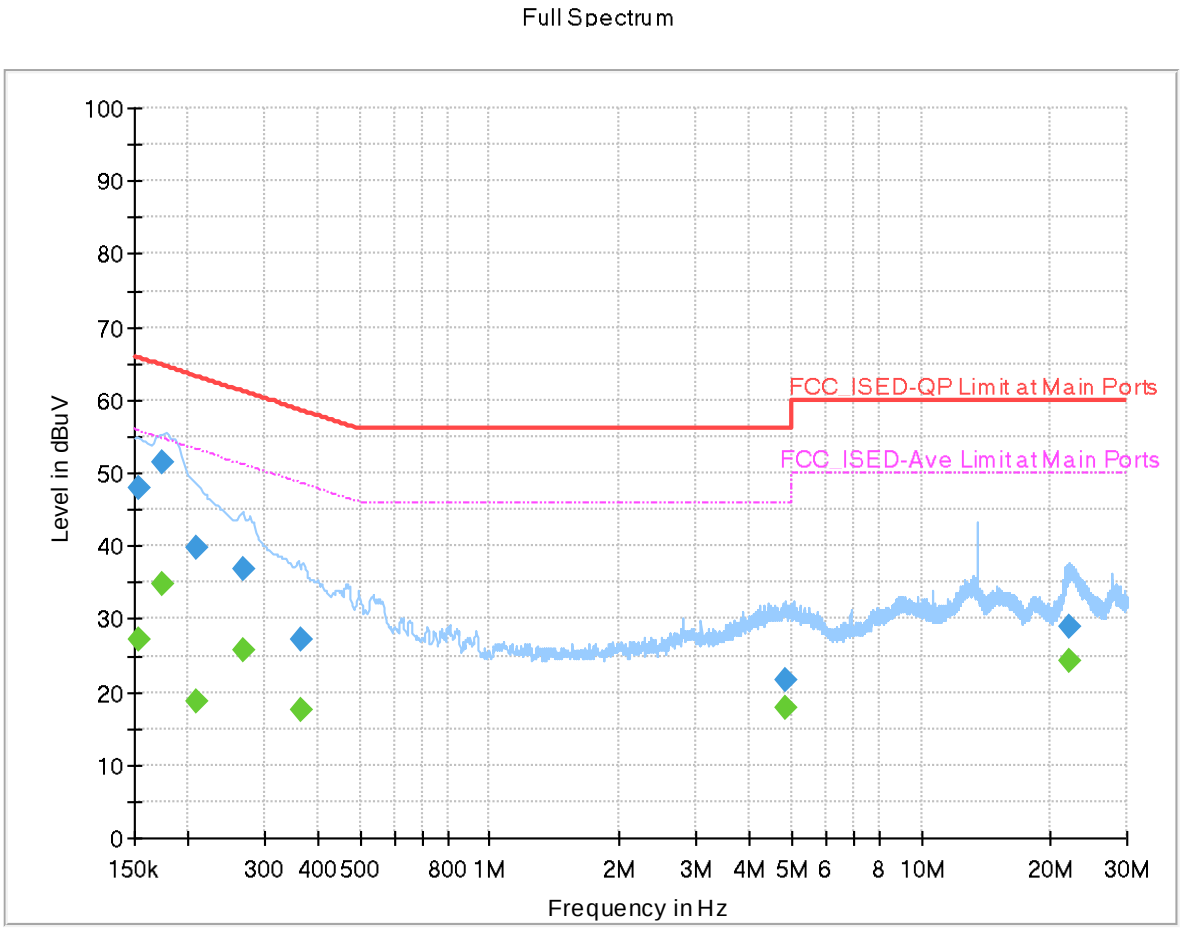

Final_Result

Frequency (MHz)	QuasiPeak (dBuV)	CAverage (dBuV)	Limit (dBuV)	Margin (dB)	Line	Filter	Corr. (dB)
0.153285	---	27.27	55.82	28.55	N	ON	20.1
0.153285	47.97	---	65.82	17.85	N	ON	20.1
0.173130	---	34.92	54.81	19.89	N	ON	20.1
0.173130	51.52	---	64.81	13.29	N	ON	20.1
0.208500	---	18.82	53.27	34.45	N	ON	20.1
0.208500	39.87	---	63.27	23.40	N	ON	20.1
0.269250	---	25.73	51.14	25.41	N	ON	20.1
0.269250	36.91	---	61.14	24.23	N	ON	20.1
0.363750	---	17.55	48.64	31.09	N	ON	20.0
0.363750	27.12	---	58.64	31.52	N	ON	20.0
4.830675	---	17.81	46.00	28.19	N	ON	20.1
4.830675	21.56	---	56.00	34.44	N	ON	20.1
22.002315	---	24.27	50.00	25.73	N	ON	20.9
22.002315	28.96	---	60.00	31.04	N	ON	20.9

Appendix C. Radiated Spurious Emission Test Data

Test Engineer :	Daniel Lee, Fu Chen, Troye Hsieh	**Temperature :**	18.9~21.9°C
		Relative Humidity :	50.1~65.9%

Note symbol

-L	**Low channel location**
-R	**High channel location**

C1. Radiated Spurious Emission Test Modes

Mode	Band (MHz)	Antenna	Modulation	Channel	Frequency	Data Rate	RU	Remark
Mode 9	2400-2483.5	3+4	Bluetooth-LE	00	2402	1Mbps	-	-
Mode 10	2400-2483.5	3+4	Bluetooth-LE	19	2440	1Mbps	-	-
Mode 11	2400-2483.5	3+4	Bluetooth-LE	39	2480	1Mbps	-	-
Mode 12	2400-2483.5	3+4	Bluetooth-LE	01	2404	2Mbps	-	-
Mode 13	2400-2483.5	3+4	Bluetooth-LE	19	2440	2Mbps	-	-
Mode 14	2400-2483.5	3+4	Bluetooth-LE	38	2478	2Mbps	-	-
Mode 15	2400-2483.5	3+4	Bluetooth-LE	39	2480	1Mbps	-	SHF
Mode 16	2400-2483.5	3+4	Bluetooth-LE	39	2480	1Mbps	-	LF

C2. Summary of each worse mode

Mode	Modulation	Ch.	Freq. (MHz)	Level (dBuV/m)	Limit (dBuV/m)	Margin (dB)	Pol.	Peak Avg.	Result	RU	Remark
9	Bluetooth-LE	00	2366.40	44.53	54.00	-9.47	V	Avg.	Pass	-	Band Edge
	Bluetooth-LE	00	4804.00	43.36	74.00	-30.64	V	Peak	Pass	-	Harmonic
10	Bluetooth-LE	19	2488.90	44.70	54.00	-9.30	V	Avg.	Pass	-	Band Edge
	Bluetooth-LE	19	7320.00	43.06	74.00	-30.94	V	Peak	Pass	-	Harmonic
11	Bluetooth-LE	39	2483.62	49.92	54.00	-4.08	H	Avg.	Pass	-	Band Edge
	Bluetooth-LE	39	7440.00	43.15	74.00	-30.85	V	Peak	Pass	-	Harmonic
12	Bluetooth-LE	01	2389.24	42.99	54.00	-11.01	V	Avg.	Pass	-	Band Edge
	Bluetooth-LE	01	4808.00	42.61	74.00	-31.39	V	Peak	Pass	-	Harmonic
13	Bluetooth-LE	19	2493.28	43.82	54.00	-10.18	V	Avg.	Pass	-	Band Edge
	Bluetooth-LE	19	7320.00	42.76	74.00	-31.24	H	Peak	Pass	-	Harmonic
14	Bluetooth-LE	38	2483.54	44.95	54.00	-9.05	H	Avg.	Pass	-	Band Edge
	Bluetooth-LE	38	7434.00	43.29	74.00	-30.71	V	Peak	Pass	-	Harmonic
15	SHF	39	24747.86	40.44	74.00	-33.56	V	Peak	Pass	-	SHF
16	LF	39	96.93	35.47	43.50	-8.03	H	QP	Pass	-	LF

Mode	9	
	Band Edge	
	2400-2483.5_Bluetooth-LE_CH00_2402MHz	
ANT	3+4	
Pol.	Horizontal	Fundamental
Peak	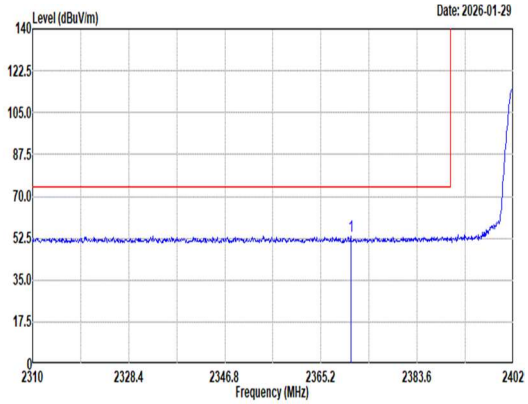 Site : 03CH11-HY Condition: PEAK_BE_74 3m 9120D_01620_250915 HORIZONTAL : RBW:1000.000kHz VBW:3000.000kHz SWT:Auto Detector : PEAK Mode : 9 Setting : 22 Freq Level Limit Line Margin Read Level Ant Factor Cable Loss Preamp Factor Aux Factor APos TPos Remark MHz dBuV/m dBuV/m dB dBuV dB/m dB dB dB cm deg 1 2370.90 53.20 74.00 -20.80 42.33 27.20 6.77 33.22 10.12 201 255 Peak	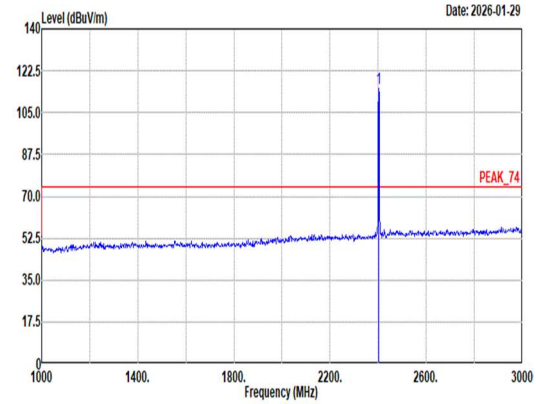 Site : 03CH11-HY Condition: PEAK_74 3m 9120D_01620_250915 HORIZONTAL : RBW:1000.000kHz VBW:3000.000kHz SWT:Auto Detector : PEAK Mode : 9 Setting : 22 Freq Level Limit Line Margin Read Level Ant Factor Cable Loss Preamp Factor Aux Factor APos TPos Remark MHz dBuV/m dBuV/m dB dBuV dB/m dB dB dB cm deg 1 2402.00 115.00 ------ ------ 103.93 27.32 6.82 33.19 10.12 201 255 Peak
Avg	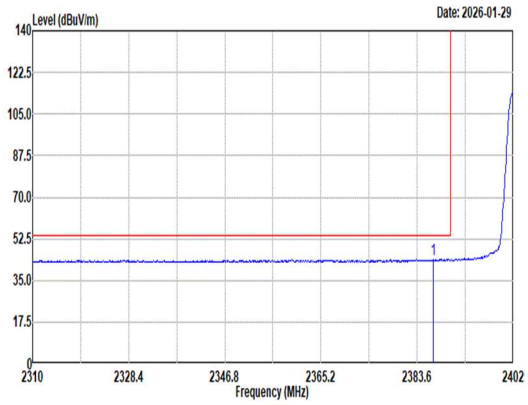 Site : 03CH11-HY Condition: AVG_BE_54 3m 9120D_01620_250915 HORIZONTAL : RBW:1000.000kHz VBW:2.700kHz SWT:Auto Detector : PEAK Mode : 9 Setting : 22 Freq Level Limit Line Margin Read Level Ant Factor Cable Loss Preamp Factor Aux Factor APos TPos Remark MHz dBuV/m dBuV/m dB dBuV dB/m dB dB dB cm deg 1 2386.73 44.02 54.00 -9.98 33.03 27.27 6.80 33.20 10.12 201 255 Average	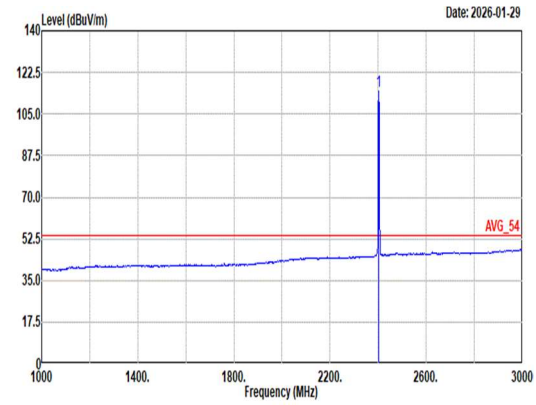 Site : 03CH11-HY Condition: AVG_54 3m 9120D_01620_250915 HORIZONTAL : RBW:1000.000kHz VBW:2.700kHz SWT:Auto Detector : PEAK Mode : 9 Setting : 22 Freq Level Limit Line Margin Read Level Ant Factor Cable Loss Preamp Factor Aux Factor APos TPos Remark MHz dBuV/m dBuV/m dB dBuV dB/m dB dB dB cm deg 1 2402.00 114.46 ------ ------ 103.39 27.32 6.82 33.19 10.12 201 255 Average

Mode	9	
	Band Edge	
	2400-2483.5_Bluetooth-LE_CH00_2402MHz	
ANT	3+4	
Pol.	Vertical	Fundamental
Peak	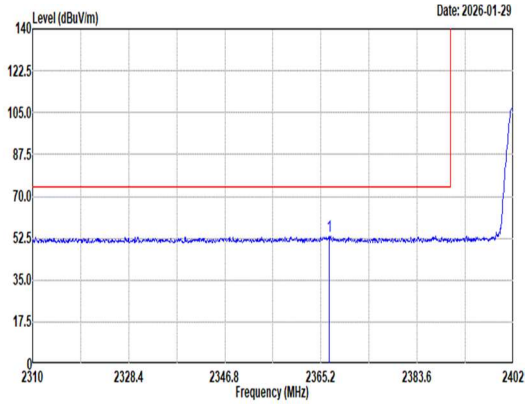 Site : 03CH11-HY Condition: PEAK_BE_74 3m 9120D_01620_250915 VERTICAL : RBW:1000.000kHz VBW:3000.000kHz SWT:Auto Detector : PEAK Mode : 9 Setting : 22 Freq Level Limit Line Margin Read Level Ant Factor Cable Loss Preamp Factor Aux Factor APos TPos Remark MHz dBuV/m dBuV/m dB dBuV dB/m dB dB dB cm deg 1 2366.76 53.54 74.00 -20.46 42.67 27.20 6.77 33.22 10.12 300 220 Peak	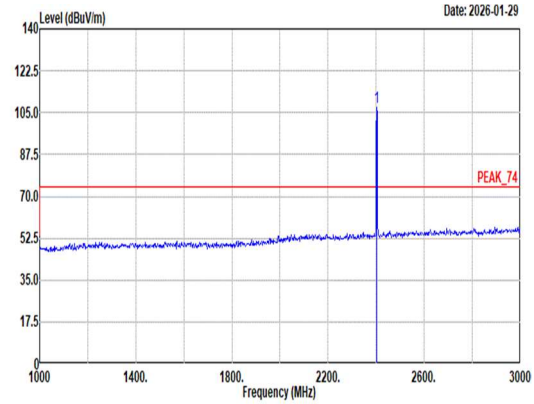 Site : 03CH11-HY Condition: PEAK_74 3m 9120D_01620_250915 VERTICAL : RBW:1000.000kHz VBW:3000.000kHz SWT:Auto Detector : PEAK Mode : 9 Setting : 22 Freq Level Limit Line Margin Read Level Ant Factor Cable Loss Preamp Factor Aux Factor APos TPos Remark MHz dBuV/m dBuV/m dB dBuV dB/m dB dB dB cm deg 1 2402.00 107.16 ------ ------ 96.09 27.32 6.82 33.19 10.12 300 220 Peak
Avg	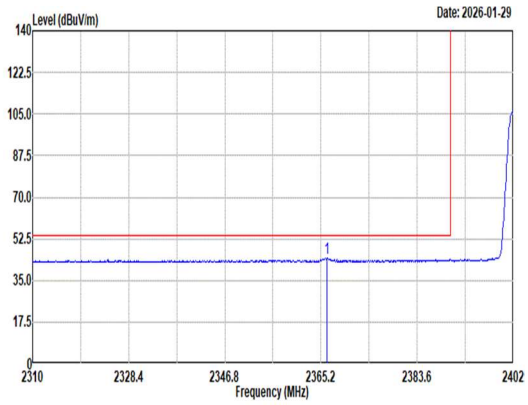 Site : 03CH11-HY Condition: AVG_BE_54 3m 9120D_01620_250915 VERTICAL : RBW:1000.000kHz VBW:2.700kHz SWT:Auto Detector : PEAK Mode : 9 Setting : 22 Freq Level Limit Line Margin Read Level Ant Factor Cable Loss Preamp Factor Aux Factor APos TPos Remark MHz dBuV/m dBuV/m dB dBuV dB/m dB dB dB cm deg 1 2366.40 44.53 54.00 -9.47 33.67 27.20 6.76 33.22 10.12 300 220 Average	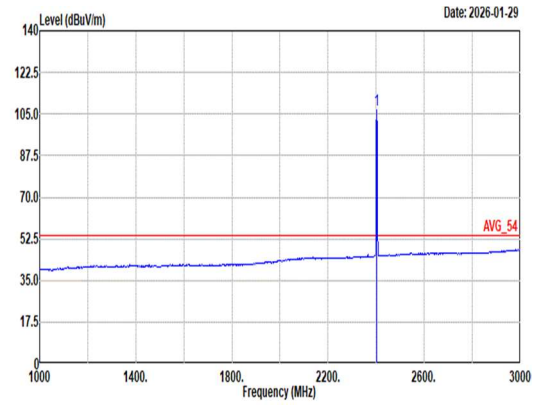 Site : 03CH11-HY Condition: AVG_54 3m 9120D_01620_250915 VERTICAL : RBW:1000.000kHz VBW:2.700kHz SWT:Auto Detector : PEAK Mode : 9 Setting : 22 Freq Level Limit Line Margin Read Level Ant Factor Cable Loss Preamp Factor Aux Factor APos TPos Remark MHz dBuV/m dBuV/m dB dBuV dB/m dB dB dB cm deg 1 2402.00 106.64 ------ ------ 95.57 27.32 6.82 33.19 10.12 300 220 Average

Mode	9	
	Harmonic	
	2400-2483.5_Bluetooth-LE_CH00_2402MHz	
ANT	3+4	
Pol.	Horizontal	Vertical
Peak Avg	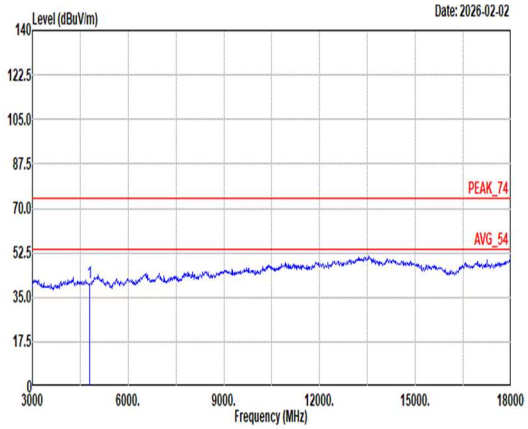 Site : 03CH11-HY Condition: PEAK_74 3m 9120D_01620_250915 HORIZONTAL Mode : 9 Setting : 22 Freq Level Limit Line Margin Read Level Ant Factor Cable Loss Preamp Factor Aux Factor APos TPos Remark MHz dBuV/m dBuV/m dB dBuV dB/m dB dB dB cm deg 1 4804.00 40.45 74.00 -33.55 64.01 32.32 10.34 67.17 0.95 -- -- Peak	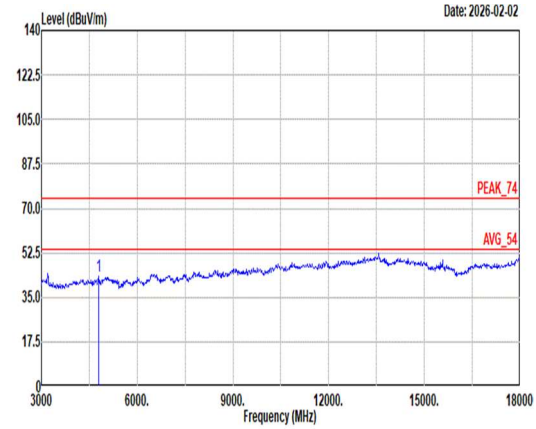 Site : 03CH11-HY Condition: PEAK_74 3m 9120D_01620_250915 VERTICAL Mode : 9 Setting : 22 Freq Level Limit Line Margin Read Level Ant Factor Cable Loss Preamp Factor Aux Factor APos TPos Remark MHz dBuV/m dBuV/m dB dBuV dB/m dB dB dB cm deg 1 4804.00 43.36 74.00 -30.64 66.92 32.32 10.34 67.17 0.95 -- -- Peak

Mode	9	
	Harmonic	
	2400-2483.5_Bluetooth-LE_CH00_2402MHz	
ANT	3+4	
Pol.	Horizontal	Vertical
14.47G ~14.5G Avg	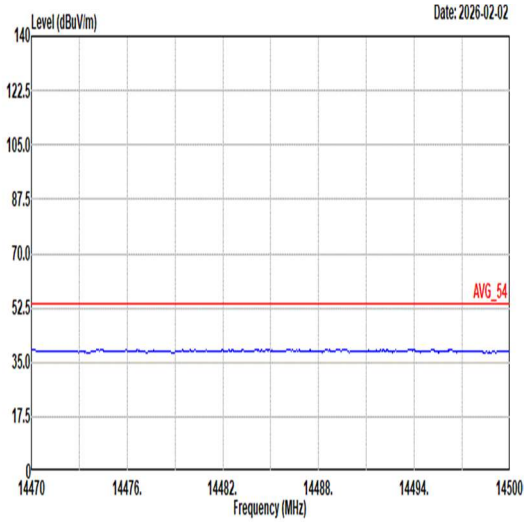 Site : 03CH11-HY Condition: AVG_54 3m 9120D_01620_250915 HORIZONTAL Mode : 9 Setting : 22	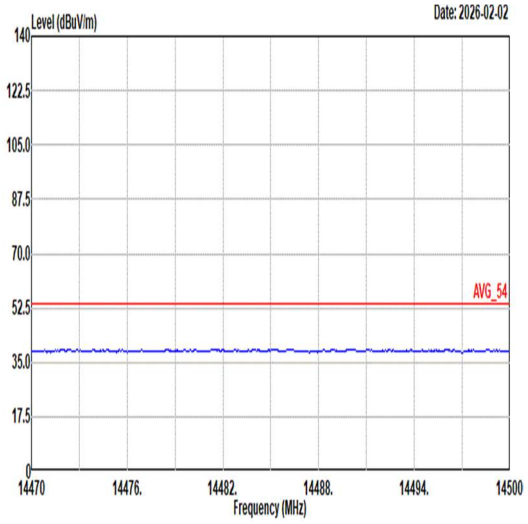 Site : 03CH11-HY Condition: AVG_54 3m 9120D_01620_250915 VERTICAL Mode : 9 Setting : 22
17.7G ~18G Avg	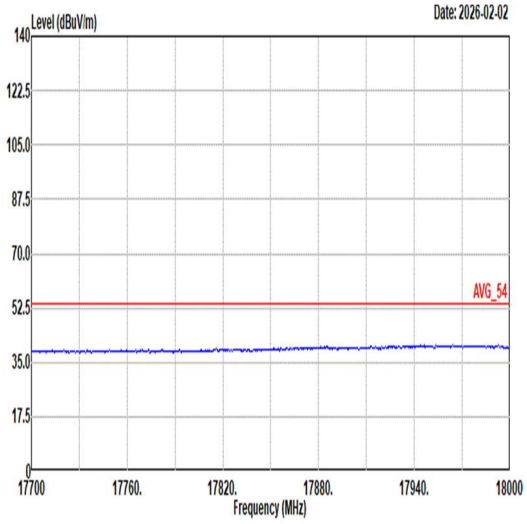 Site : 03CH11-HY Condition: AVG_54 3m 9120D_01620_250915 HORIZONTAL Mode : 9 Setting : 22	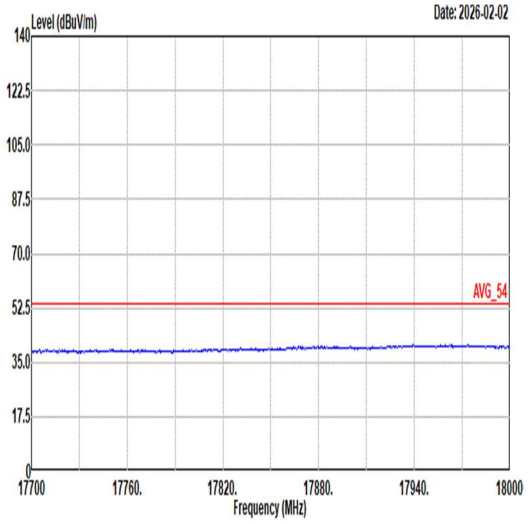 Site : 03CH11-HY Condition: AVG_54 3m 9120D_01620_250915 VERTICAL Mode : 9 Setting : 22

Mode	10	
	Band Edge - L	
	2400-2483.5_Bluetooth-LE_CH19_2440MHz	
ANT	3+4	
Pol.	Horizontal	Fundamental
Peak	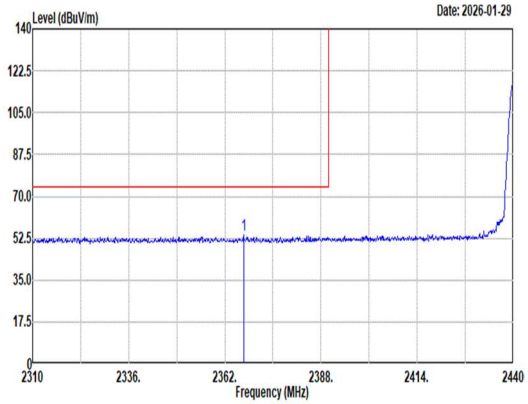 Site : 03CH11-HY Condition: PEAK_BE_74 3m 9120D_01620_250915 HORIZONTAL : RBW:1000.000kHz VBW:3000.000kHz SWT:Auto Detector : PEAK Mode : 10 Setting : 22 Freq Level Limit Line Margin Read Level Ant Factor Cable Loss Preamp Factor Aux Factor APos TPos Remark MHz dBuV/m dBuV/m dB dBuV dB/m dB dB dB cm deg 1 2367.07 53.76 74.00 -20.24 42.89 27.20 6.77 33.22 10.12 125 243 Peak	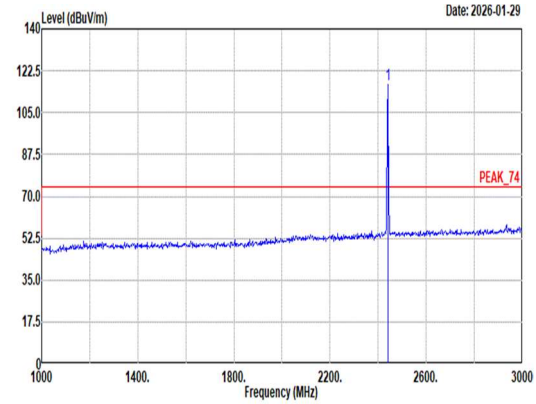 Site : 03CH11-HY Condition: PEAK_74 3m 9120D_01620_250915 HORIZONTAL : RBW:1000.000kHz VBW:3000.000kHz SWT:Auto Detector : PEAK Mode : 10 Setting : 22 Freq Level Limit Line Margin Read Level Ant Factor Cable Loss Preamp Factor Aux Factor APos TPos Remark MHz dBuV/m dBuV/m dB dBuV dB/m dB dB dB cm deg 1 2440.00 116.84 ------ ------ 105.54 27.50 6.84 33.16 10.12 125 243 Peak
Avg	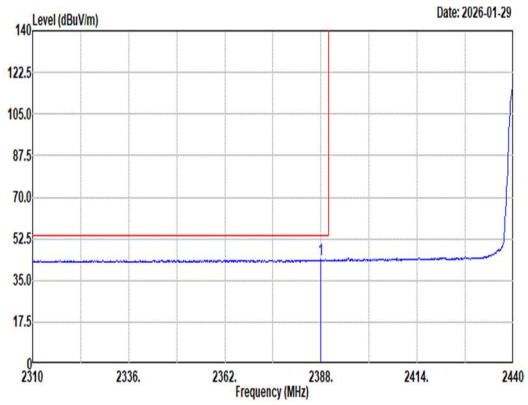 Site : 03CH11-HY Condition: AVG_BE_54 3m 9120D_01620_250915 HORIZONTAL : RBW:1000.000kHz VBW:2.700kHz SWT:Auto Detector : PEAK Mode : 10 Setting : 22 Freq Level Limit Line Margin Read Level Ant Factor Cable Loss Preamp Factor Aux Factor APos TPos Remark MHz dBuV/m dBuV/m dB dBuV dB/m dB dB dB cm deg 1 2387.87 43.62 54.00 -10.38 32.62 27.28 6.80 33.20 10.12 125 243 Average	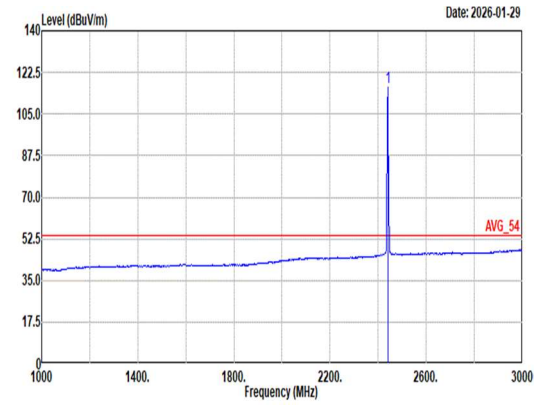 Site : 03CH11-HY Condition: AVG_54 3m 9120D_01620_250915 HORIZONTAL : RBW:1000.000kHz VBW:2.700kHz SWT:Auto Detector : PEAK Mode : 10 Setting : 22 Freq Level Limit Line Margin Read Level Ant Factor Cable Loss Preamp Factor Aux Factor APos TPos Remark MHz dBuV/m dBuV/m dB dBuV dB/m dB dB dB cm deg 1 2440.00 116.31 ------ ------ 105.01 27.50 6.84 33.16 10.12 125 243 Average

Mode	10	
	Band Edge - R	
	2400-2483.5_Bluetooth-LE_CH19_2440MHz	
ANT	3+4	
Pol.	Horizontal	Fundamental
Peak	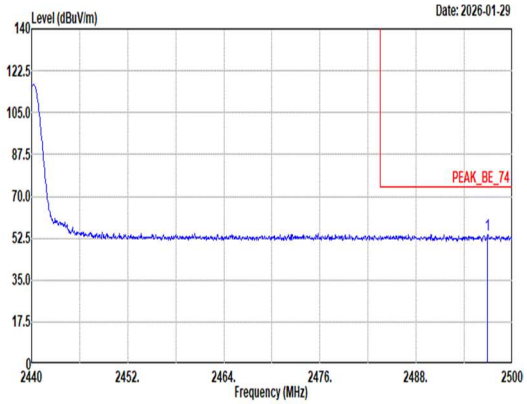 Site : 03CH11-HY Condition: PEAK_BE_74 3m 9120D_01620_250915 HORIZONTAL : RBW:1000.000kHz VBW:3000.000kHz SWT:Auto Detector : PEAK Mode : 10 Setting : 22 Freq Level Limit Line Margin Read Level Ant Factor Cable Loss Preamp Factor Aux Factor APos TPos Remark MHz dBuV/m dBuV/m dB dBuV dB/m dB dB dB cm deg 1 2496.94 53.84 74.00 -20.16 42.14 27.80 6.88 33.10 10.12 125 243 Peak	Blank
Avg	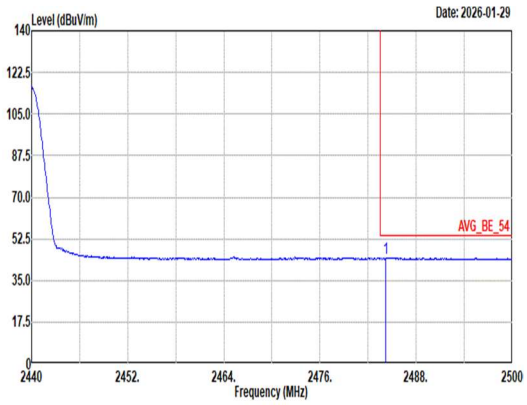 Site : 03CH11-HY Condition: AVG_BE_54 3m 9120D_01620_250915 HORIZONTAL : RBW:1000.000kHz VBW:2.700kHz SWT:Auto Detector : PEAK Mode : 10 Setting : 22 Freq Level Limit Line Margin Read Level Ant Factor Cable Loss Preamp Factor Aux Factor APos TPos Remark MHz dBuV/m dBuV/m dB dBuV dB/m dB dB dB cm deg 1 2484.22 44.57 54.00 -9.43 33.01 27.68 6.87 33.11 10.12 125 243 Average	Blank

Mode	10	
	Band Edge - L	
	2400-2483.5_Bluetooth-LE_CH19_2440MHz	
ANT	3+4	
Pol.	Vertical	Fundamental
Peak	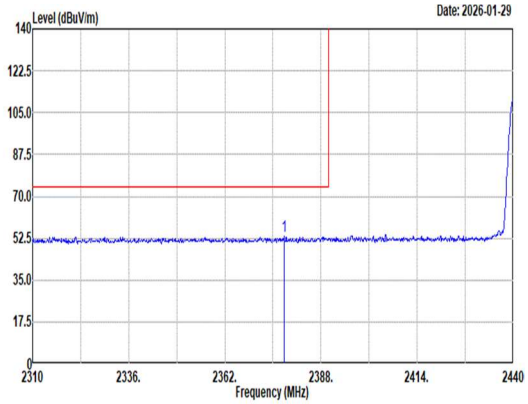 Site : 03CH11-HY Condition: PEAK_BE_74 3m 9120D_01620_250915 VERTICAL : RBW:1000.000kHz VBW:3000.000kHz SWT:Auto Detector : PEAK Mode : 10 Setting : 22 Freq Level Limit Line Margin Read Level Ant Factor Cable Loss Preamp Factor Aux Factor APos TPos Remark MHz dBuV/m dBuV/m dB dBuV dB/m dB dB dB cm deg 1 2377.99 53.44 74.00 -20.56 42.55 27.20 6.78 33.21 10.12 300 105 Peak	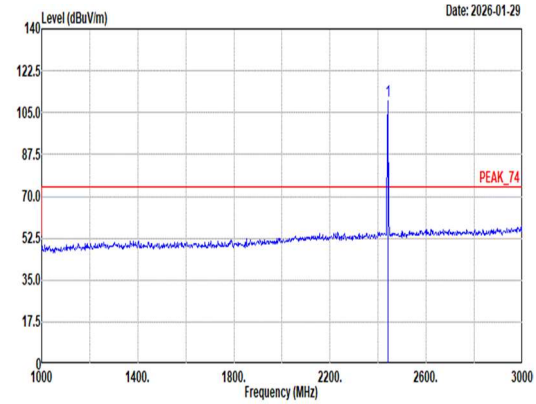 Site : 03CH11-HY Condition: PEAK_74 3m 9120D_01620_250915 VERTICAL : RBW:1000.000kHz VBW:3000.000kHz SWT:Auto Detector : PEAK Mode : 10 Setting : 22 Freq Level Limit Line Margin Read Level Ant Factor Cable Loss Preamp Factor Aux Factor APos TPos Remark MHz dBuV/m dBuV/m dB dBuV dB/m dB dB dB cm deg 1 2440.00 109.94 ------ ------ 98.64 27.50 6.84 33.16 10.12 300 105 Peak
Avg	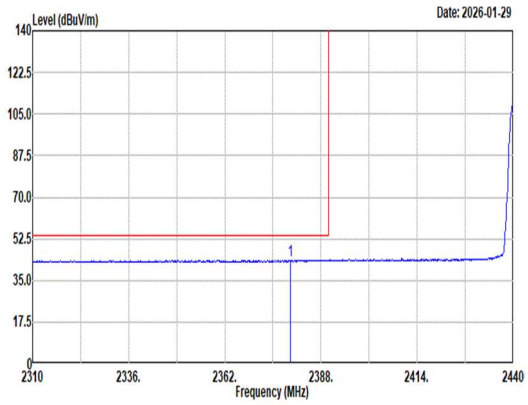 Site : 03CH11-HY Condition: AVG_BE_54 3m 9120D_01620_250915 VERTICAL : RBW:1000.000kHz VBW:2.700kHz SWT:Auto Detector : PEAK Mode : 10 Setting : 22 Freq Level Limit Line Margin Read Level Ant Factor Cable Loss Preamp Factor Aux Factor APos TPos Remark MHz dBuV/m dBuV/m dB dBuV dB/m dB dB dB cm deg 1 2379.68 43.53 54.00 -10.47 32.63 27.20 6.79 33.21 10.12 300 105 Average	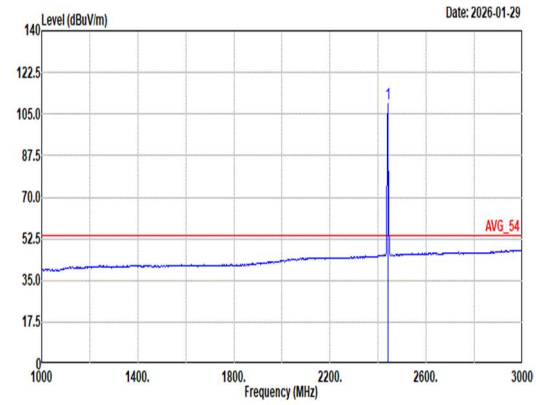 Site : 03CH11-HY Condition: AVG_54 3m 9120D_01620_250915 VERTICAL : RBW:1000.000kHz VBW:2.700kHz SWT:Auto Detector : PEAK Mode : 10 Setting : 22 Freq Level Limit Line Margin Read Level Ant Factor Cable Loss Preamp Factor Aux Factor APos TPos Remark MHz dBuV/m dBuV/m dB dBuV dB/m dB dB dB cm deg 1 2440.00 109.43 ------ ------ 98.13 27.50 6.84 33.16 10.12 300 105 Average

Mode	10	
	Band Edge - R	
	2400-2483.5_Bluetooth-LE_CH19_2440MHz	
ANT	3+4	
Pol.	Vertical	Fundamental
Peak	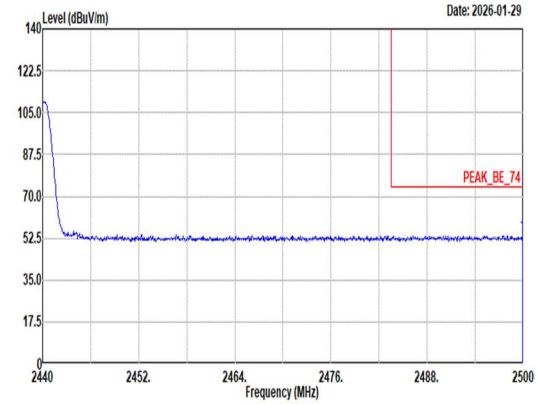 Site : 03CH11-HY Condition: PEAK_BE_74 3m 9120D_01620_250915 VERTICAL : RBW:1000.000kHz VBW:3000.000kHz SWT:Auto Detector : PEAK Mode : 10 Setting : 22 1 2499.94 53.74 74.00 -20.26 42.04 27.80 6.88 33.10 10.12 300 105 Peak	Blank
Avg	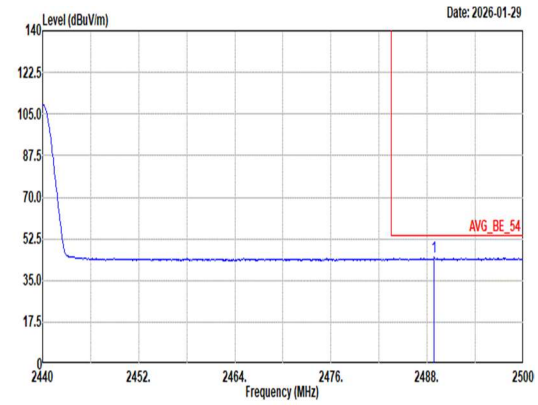 Site : 03CH11-HY Condition: AVG_BE_54 3m 9120D_01620_250915 VERTICAL : RBW:1000.000kHz VBW:2.700kHz SWT:Auto Detector : PEAK Mode : 10 Setting : 22 1 2488.90 44.70 54.00 -9.30 33.04 27.78 6.87 33.11 10.12 300 105 Average	Blank

Mode	10	
	Harmonic	
	2400-2483.5_Bluetooth-LE_CH19_2440MHz	
ANT	3+4	
Pol.	Horizontal	Vertical
Peak Avg	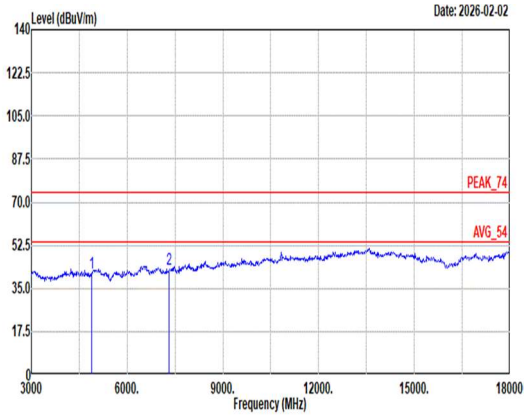 Site : 03CH11-HY Condition: PEAK_74 3m 9120D_01620_250915 HORIZONTAL Mode : 10 Setting : 22 Freq Level Limit Line Margin Read Level Ant Factor Cable Loss Preamp Factor Aux Factor APos TPos Remark MHz dBuV/m dBuV/m dB dBuV dB/m dB dB dB cm deg 1 4880.00 41.35 74.00 -32.65 64.23 32.62 10.66 67.11 0.95 -- -- Peak 2 7320.00 42.59 74.00 -31.41 57.94 36.82 13.74 66.10 0.19 -- -- Peak	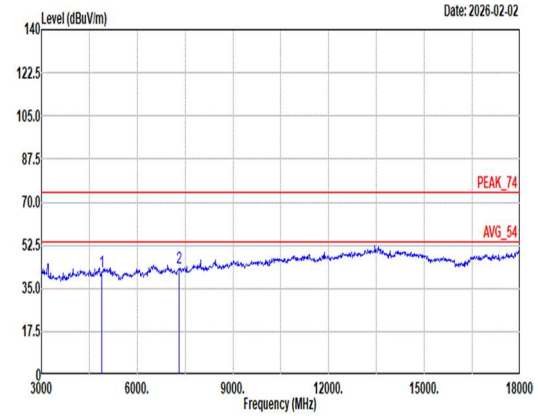 Site : 03CH11-HY Condition: PEAK_74 3m 9120D_01620_250915 VERTICAL Mode : 10 Setting : 22 Freq Level Limit Line Margin Read Level Ant Factor Cable Loss Preamp Factor Aux Factor APos TPos Remark MHz dBuV/m dBuV/m dB dBuV dB/m dB dB dB cm deg 1 4880.00 41.80 74.00 -32.20 64.68 32.62 10.66 67.11 0.95 -- -- Peak 2 7320.00 43.06 74.00 -30.94 58.41 36.82 13.74 66.10 0.19 -- -- Peak

Mode	10	
	Harmonic	
	2400-2483.5_Bluetooth-LE_CH19_2440MHz	
ANT	3+4	
Pol.	Horizontal	Vertical
14.47G ~14.5G Avg	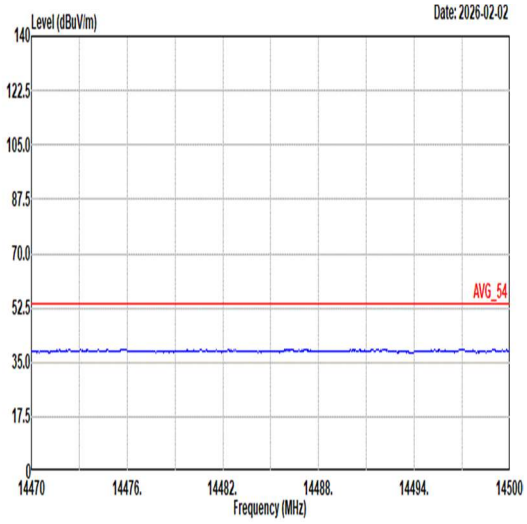 Site : 03CH11-HY Condition: AVG_54 3m 9120D_01620_250915 HORIZONTAL Mode : 10 Setting : 22	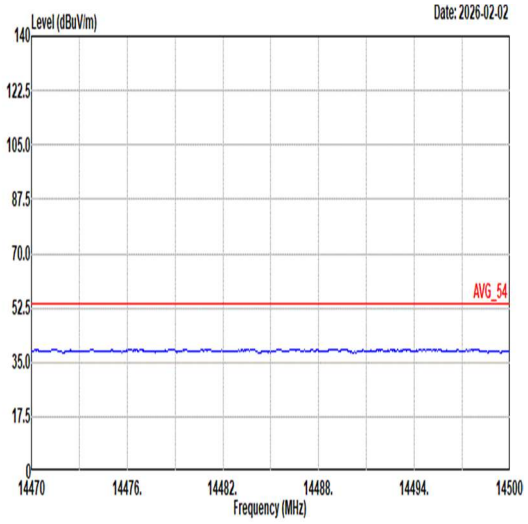 Site : 03CH11-HY Condition: AVG_54 3m 9120D_01620_250915 VERTICAL Mode : 10 Setting : 22
17.7G ~18G Avg	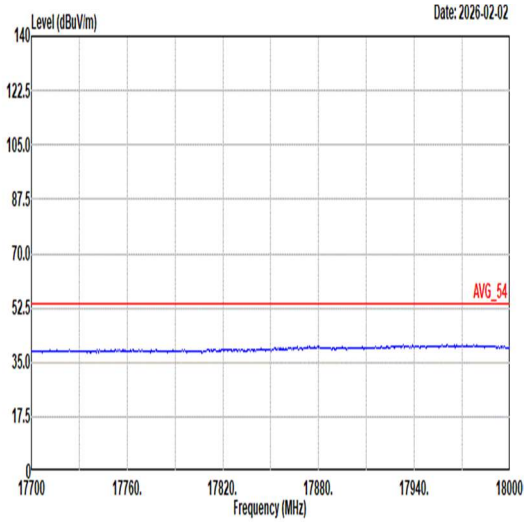 Site : 03CH11-HY Condition: AVG_54 3m 9120D_01620_250915 HORIZONTAL Mode : 10 Setting : 22	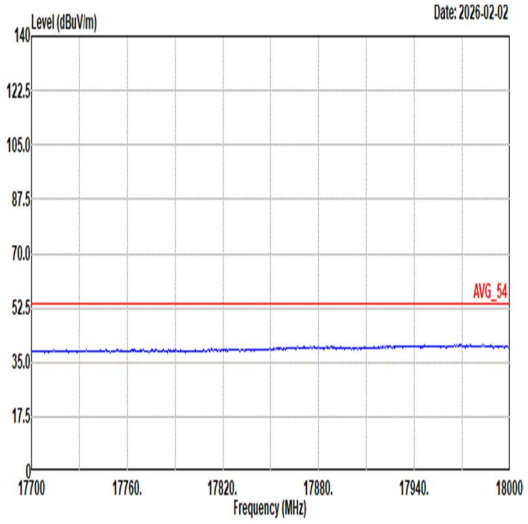 Site : 03CH11-HY Condition: AVG_54 3m 9120D_01620_250915 VERTICAL Mode : 10 Setting : 22

Mode	11	
	Band Edge	
	2400-2483.5_Bluetooth-LE_CH39_2480MHz	
ANT	3+4	
Pol.	Horizontal	Fundamental
Peak	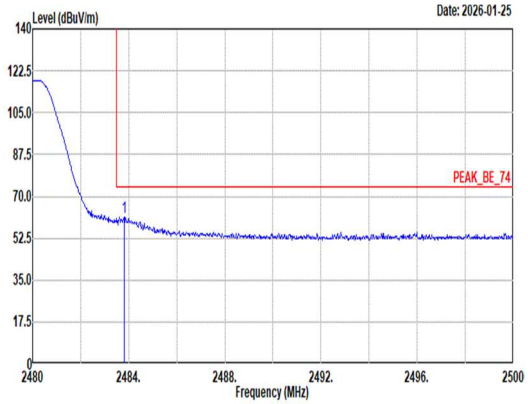 Site : 03CH11-HY Condition: PEAK_BE_74 3m 9120D_01620_250915 HORIZONTAL : RBW:1000.000kHz VBW:3000.000kHz SWT:Auto Detector : PEAK Mode : 11 Setting : 22 Freq Level Limit Line Margin Read Level Ant Factor Cable Loss Preamp Factor Aux Factor APos TPos Remark MHz dBuV/m dBuV/m dB dBuV dB/m dB dB dB cm deg 1 2483.80 61.52 74.00 -12.48 49.96 27.68 6.87 33.11 10.12 200 246 Peak	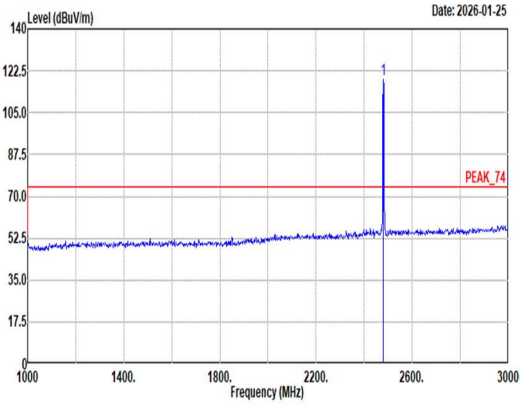 Site : 03CH11-HY Condition: PEAK_74 3m 9120D_01620_250915 HORIZONTAL : RBW:1000.000kHz VBW:3000.000kHz SWT:Auto Detector : PEAK Mode : 11 Setting : 22 Freq Level Limit Line Margin Read Level Ant Factor Cable Loss Preamp Factor Aux Factor APos TPos Remark MHz dBuV/m dBuV/m dB dBuV dB/m dB dB dB cm deg 1 2480.00 118.81 ------ ------ 107.34 27.60 6.87 33.12 10.12 200 246 Peak
Avg	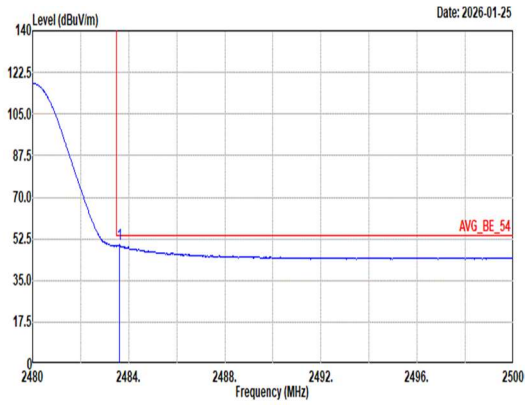 Site : 03CH11-HY Condition: AVG_BE_54 3m 9120D_01620_250915 HORIZONTAL : RBW:1000.000kHz VBW:2.700kHz SWT:Auto Detector : PEAK Mode : 11 Setting : 22 Freq Level Limit Line Margin Read Level Ant Factor Cable Loss Preamp Factor Aux Factor APos TPos Remark MHz dBuV/m dBuV/m dB dBuV dB/m dB dB dB cm deg 1 2483.62 49.92 54.00 -4.08 38.38 27.67 6.87 33.12 10.12 200 246 Average	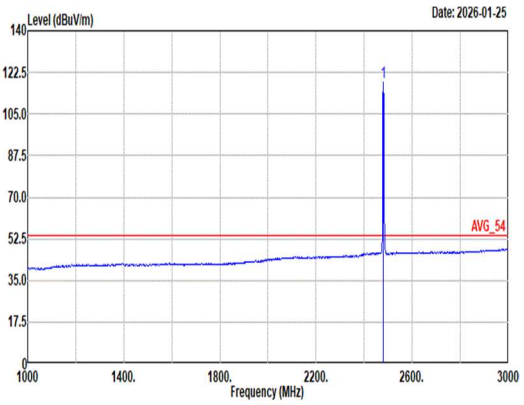 Site : 03CH11-HY Condition: AVG_54 3m 9120D_01620_250915 HORIZONTAL : RBW:1000.000kHz VBW:2.700kHz SWT:Auto Detector : PEAK Mode : 11 Setting : 22 Freq Level Limit Line Margin Read Level Ant Factor Cable Loss Preamp Factor Aux Factor APos TPos Remark MHz dBuV/m dBuV/m dB dBuV dB/m dB dB dB cm deg 1 2480.00 118.27 ------ ------ 106.80 27.60 6.87 33.12 10.12 200 246 Average

Mode	11	
	Band Edge	
	2400-2483.5_Bluetooth-LE_CH39_2480MHz	
ANT	3+4	
Pol.	Vertical	Fundamental
Peak	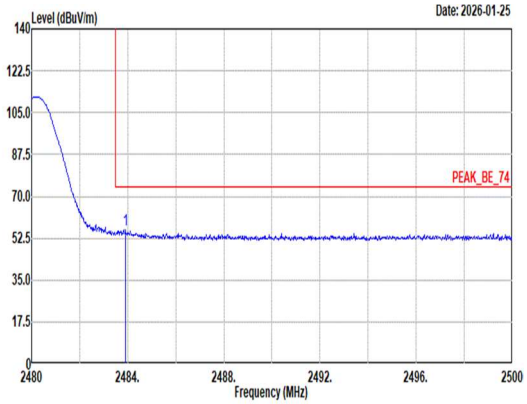 Site : 03CH11-HY Condition: PEAK_BE_74 3m 9120D_01620_250915 VERTICAL : RBW:1000.000kHz VBW:3000.000kHz SWT:Auto Detector : PEAK Mode : 11 Setting : 22 1 2483.90 55.94 74.00 -18.06 44.38 27.68 6.87 33.11 10.12 400 207 Peak	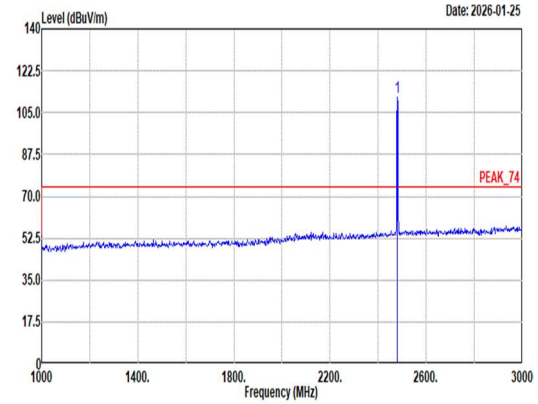 Site : 03CH11-HY Condition: PEAK_74 3m 9120D_01620_250915 VERTICAL : RBW:1000.000kHz VBW:3000.000kHz SWT:Auto Detector : PEAK Mode : 11 Setting : 22 1 2480.00 111.69 ------ ------ 100.22 27.60 6.87 33.12 10.12 400 207 Peak
Avg	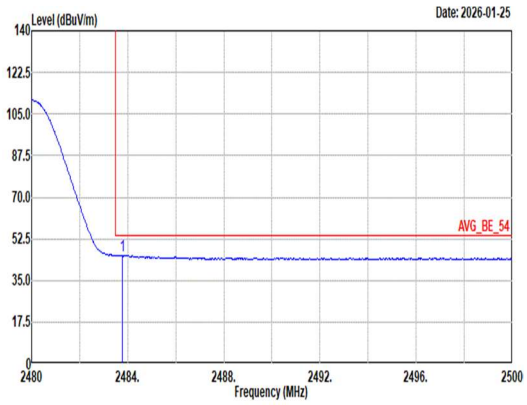 Site : 03CH11-HY Condition: AVG_BE_54 3m 9120D_01620_250915 VERTICAL : RBW:1000.000kHz VBW:2.700kHz SWT:Auto Detector : PEAK Mode : 11 Setting : 22 1 2483.78 45.64 54.00 -8.36 34.08 27.68 6.87 33.11 10.12 400 207 Average	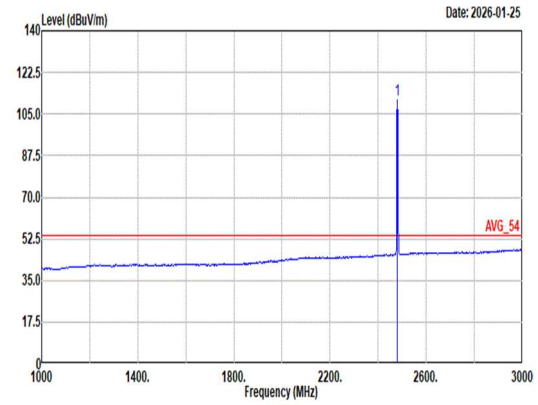 Site : 03CH11-HY Condition: AVG_54 3m 9120D_01620_250915 VERTICAL : RBW:1000.000kHz VBW:2.700kHz SWT:Auto Detector : PEAK Mode : 11 Setting : 22 1 2480.00 111.14 ------ ------ 99.67 27.60 6.87 33.12 10.12 400 207 Average

Mode	11	
	Harmonic	
	2400-2483.5_Bluetooth-LE_CH39_2480MHz	
ANT	3+4	
Pol.	Horizontal	Vertical
Peak Avg	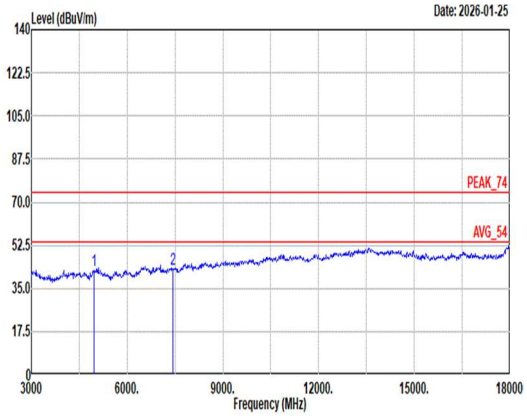 Site : 03CH11-HY Condition: PEAK_74 3m 9120D_01620_250915 HORIZONTAL Mode : 11 Setting : 22 Freq Level Limit Line Margin Read Level Ant Factor Cable Loss Preamp Factor Aux Factor APos TPos Remark MHz dBuV/m dBuV/m dB dBuV dB/m dB dB dB cm deg 1 4960.00 42.34 74.00 -31.66 64.48 32.94 11.01 67.05 0.96 -- -- Peak 2 7440.00 42.84 74.00 -31.16 58.69 36.30 13.86 66.19 0.18 -- -- Peak	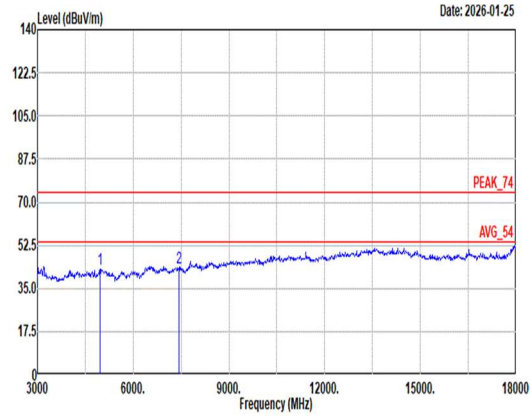 Site : 03CH11-HY Condition: PEAK_74 3m 9120D_01620_250915 VERTICAL Mode : 11 Setting : 22 Freq Level Limit Line Margin Read Level Ant Factor Cable Loss Preamp Factor Aux Factor APos TPos Remark MHz dBuV/m dBuV/m dB dBuV dB/m dB dB dB cm deg 1 4960.00 42.80 74.00 -31.20 64.94 32.94 11.01 67.05 0.96 -- -- Peak 2 7440.00 43.15 74.00 -30.85 59.00 36.30 13.86 66.19 0.18 -- -- Peak

Mode	11	
	Harmonic	
	2400-2483.5_Bluetooth-LE_CH39_2480MHz	
ANT	3+4	
Pol.	Horizontal	Vertical
14.47G ~14.5G Avg	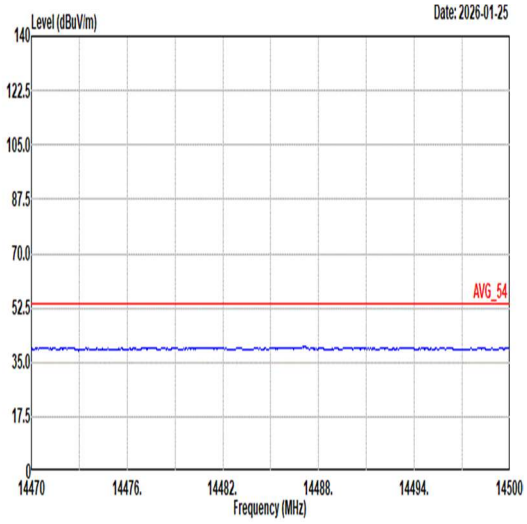 Site : 03CH11-HY Condition: AVG_54 3m 9120D_01620_250915 HORIZONTAL Mode : 11 Setting : 22	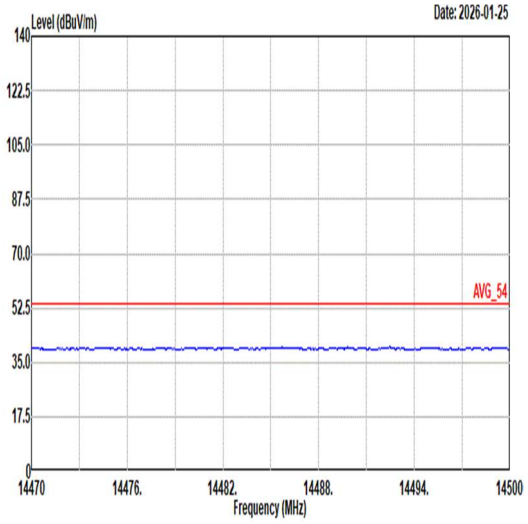 Site : 03CH11-HY Condition: AVG_54 3m 9120D_01620_250915 VERTICAL Mode : 11 Setting : 22
17.7G ~18G Avg	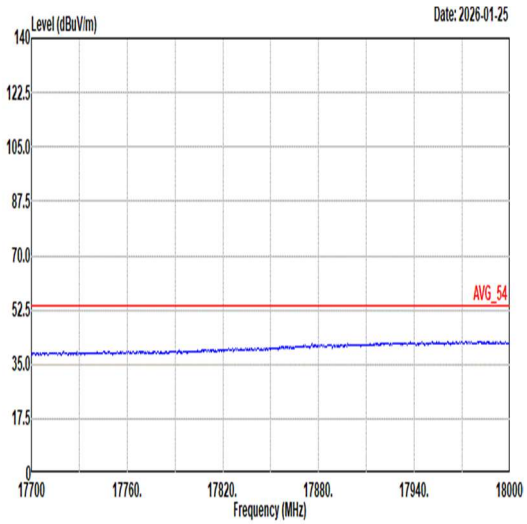 Site : 03CH11-HY Condition: AVG_54 3m 9120D_01620_250915 HORIZONTAL Mode : 11 Setting : 22	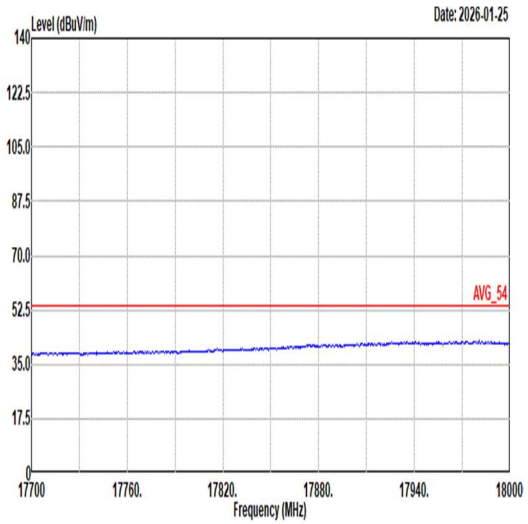 Site : 03CH11-HY Condition: AVG_54 3m 9120D_01620_250915 VERTICAL Mode : 11 Setting : 22

Mode	12	
	Band Edge	
	2400-2483.5_Bluetooth-LE_CH01_2404MHz	
ANT	3+4	
Pol.	Horizontal	Fundamental
Peak	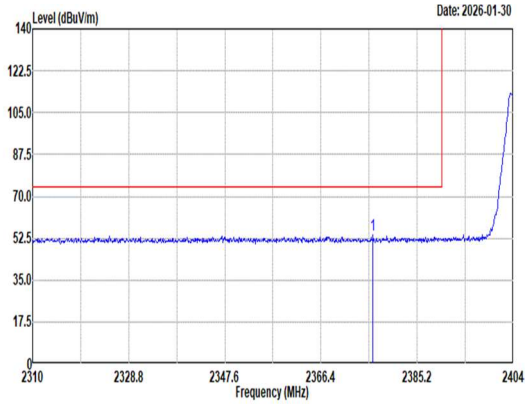 Site : 03CH11-HY Condition: PEAK_BE_74 3m 9120D_01620_250915 HORIZONTAL : RBW:1000.000kHz VBW:3000.000kHz SWT:Auto Detector : PEAK Mode : 12 Setting : 22 Freq Level Limit Line Margin Read Level Ant Factor Cable Loss Preamp Factor Aux Factor APos TPos Remark MHz dBuV/m dBuV/m dB dBuV dB/m dB dB dB cm deg 1 2376.55 53.79 74.00 -20.21 42.90 27.20 6.78 33.21 10.12 133 128 Peak	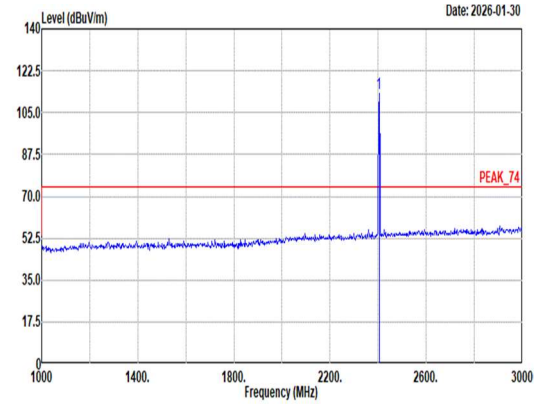 Site : 03CH11-HY Condition: PEAK_74 3m 9120D_01620_250915 HORIZONTAL : RBW:1000.000kHz VBW:3000.000kHz SWT:Auto Detector : PEAK Mode : 12 Setting : 22 Freq Level Limit Line Margin Read Level Ant Factor Cable Loss Preamp Factor Aux Factor APos TPos Remark MHz dBuV/m dBuV/m dB dBuV dB/m dB dB dB cm deg 1 2404.00 113.09 ------ ------ 102.00 27.34 6.82 33.19 10.12 133 128 Peak
Avg	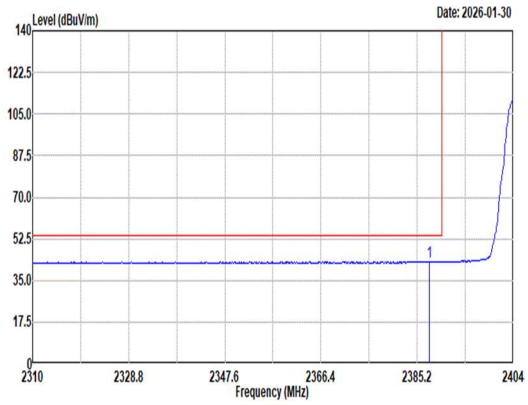 Site : 03CH11-HY Condition: AVG_BE_54 3m 9120D_01620_250915 HORIZONTAL : RBW:1000.000kHz VBW:1.000kHz SWT:Auto Detector : PEAK Mode : 12 Setting : 22 Freq Level Limit Line Margin Read Level Ant Factor Cable Loss Preamp Factor Aux Factor APos TPos Remark MHz dBuV/m dBuV/m dB dBuV dB/m dB dB dB cm deg 1 2387.55 42.96 54.00 -11.04 31.96 27.28 6.80 33.20 10.12 133 128 Average	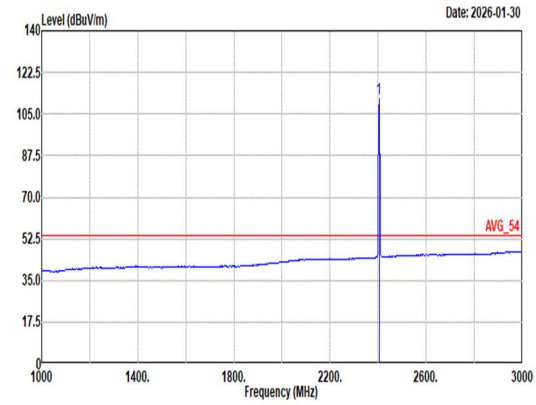 Site : 03CH11-HY Condition: AVG_54 3m 9120D_01620_250915 HORIZONTAL : RBW:1000.000kHz VBW:1.000kHz SWT:Auto Detector : PEAK Mode : 12 Setting : 22 Freq Level Limit Line Margin Read Level Ant Factor Cable Loss Preamp Factor Aux Factor APos TPos Remark MHz dBuV/m dBuV/m dB dBuV dB/m dB dB dB cm deg 1 2404.00 111.52 ------ ------ 100.43 27.34 6.82 33.19 10.12 133 128 Average

Mode	12	
	Band Edge	
	2400-2483.5_Bluetooth-LE_CH01_2404MHz	
ANT	3+4	
Pol.	Vertical	Fundamental
Peak	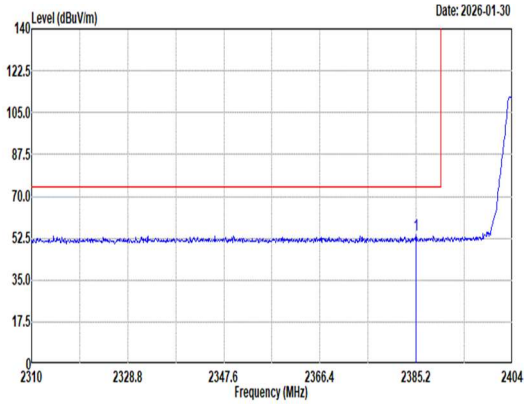 Site : 03CH11-HY Condition: PEAK_BE_74 3m 9120D_01620_250915 VERTICAL : RBW:1000.000kHz VBW:3000.000kHz SWT:Auto Detector : PEAK Mode : 12 Setting : 22 Freq Level Limit Line Margin Read Level Ant Factor Cable Loss Preamp Factor Aux Factor APos TPos Remark MHz dBuV/m dBuV/m dB dBuV dB/m dB dB dB cm deg 1 2385.11 53.84 74.00 -20.16 42.88 27.25 6.80 33.21 10.12 200 99 Peak	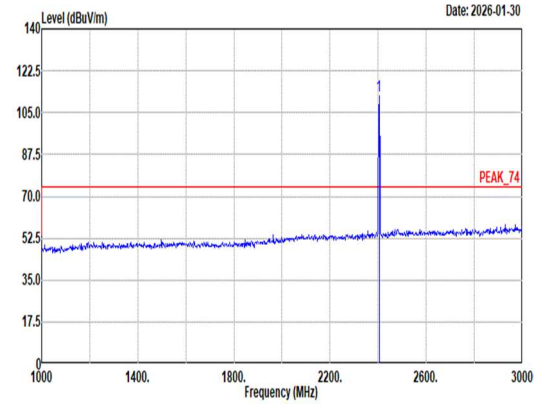 Site : 03CH11-HY Condition: PEAK_74 3m 9120D_01620_250915 VERTICAL : RBW:1000.000kHz VBW:3000.000kHz SWT:Auto Detector : PEAK Mode : 12 Setting : 22 Freq Level Limit Line Margin Read Level Ant Factor Cable Loss Preamp Factor Aux Factor APos TPos Remark MHz dBuV/m dBuV/m dB dBuV dB/m dB dB dB cm deg 1 2404.00 111.95 ------ ------ 100.86 27.34 6.82 33.19 10.12 200 99 Peak
Avg	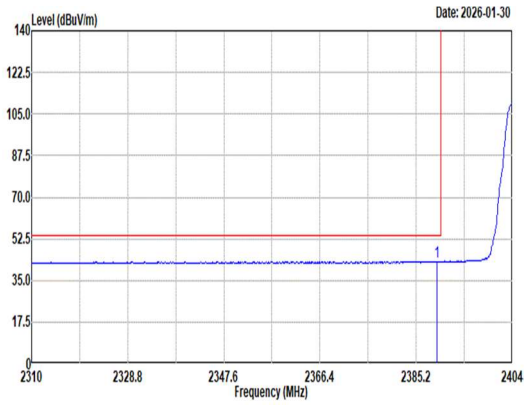 Site : 03CH11-HY Condition: AVG_BE_54 3m 9120D_01620_250915 VERTICAL : RBW:1000.000kHz VBW:1.000kHz SWT:Auto Detector : PEAK Mode : 12 Setting : 22 Freq Level Limit Line Margin Read Level Ant Factor Cable Loss Preamp Factor Aux Factor APos TPos Remark MHz dBuV/m dBuV/m dB dBuV dB/m dB dB dB cm deg 1 2389.24 42.99 54.00 -11.01 31.98 27.29 6.80 33.20 10.12 200 99 Average	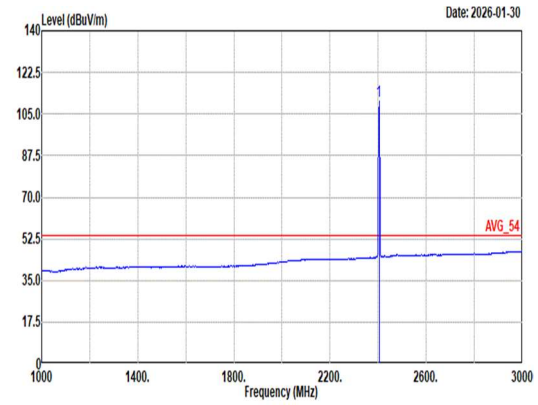 Site : 03CH11-HY Condition: AVG_54 3m 9120D_01620_250915 VERTICAL : RBW:1000.000kHz VBW:1.000kHz SWT:Auto Detector : PEAK Mode : 12 Setting : 22 Freq Level Limit Line Margin Read Level Ant Factor Cable Loss Preamp Factor Aux Factor APos TPos Remark MHz dBuV/m dBuV/m dB dBuV dB/m dB dB dB cm deg 1 2404.00 110.33 ------ ------ 99.24 27.34 6.82 33.19 10.12 200 99 Average