Mode	12	
	Harmonic	
	2400-2483.5_Bluetooth-LE_CH01_2404MHz	
ANT	3+4	
Pol.	Horizontal	Vertical
Peak Avg	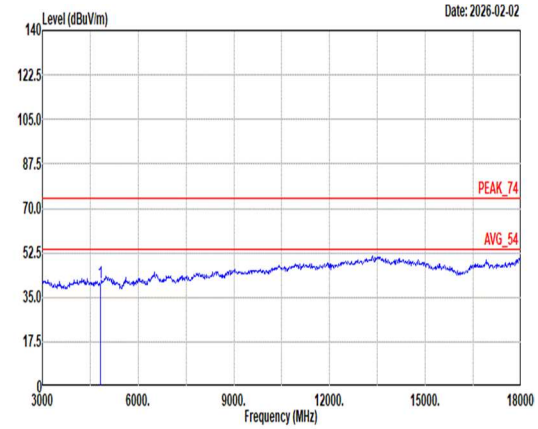 Site : 03CH11-HY Condition: PEAK_74 3m 9120D_01620_250915 HORIZONTAL Mode : 12 Setting : 22 Freq Level Limit Line Margin Read Level Ant Factor Cable Loss Preamp Factor Aux Factor APos TPos Remark MHz dBuV/m dBuV/m dB dBuV dB/m dB dB dB cm deg 1 4808.00 40.82 74.00 -33.18 64.36 32.33 10.35 67.17 0.95 -- -- Peak	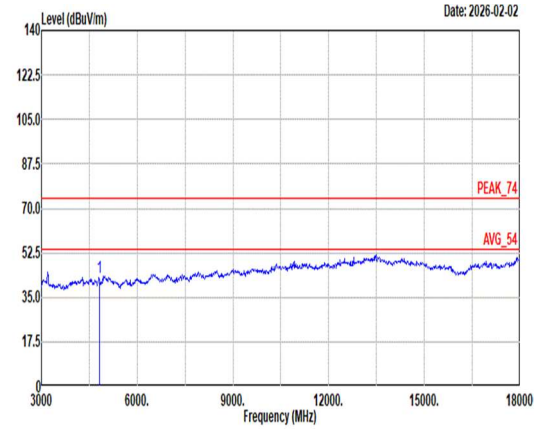 Site : 03CH11-HY Condition: PEAK_74 3m 9120D_01620_250915 VERTICAL Mode : 12 Setting : 22 Freq Level Limit Line Margin Read Level Ant Factor Cable Loss Preamp Factor Aux Factor APos TPos Remark MHz dBuV/m dBuV/m dB dBuV dB/m dB dB dB cm deg 1 4808.00 42.61 74.00 -31.39 66.15 32.33 10.35 67.17 0.95 -- -- Peak

Mode	12	
	Harmonic	
	2400-2483.5_Bluetooth-LE_CH01_2404MHz	
ANT	3+4	
Pol.	Horizontal	Vertical
14.47G ~14.5G Avg	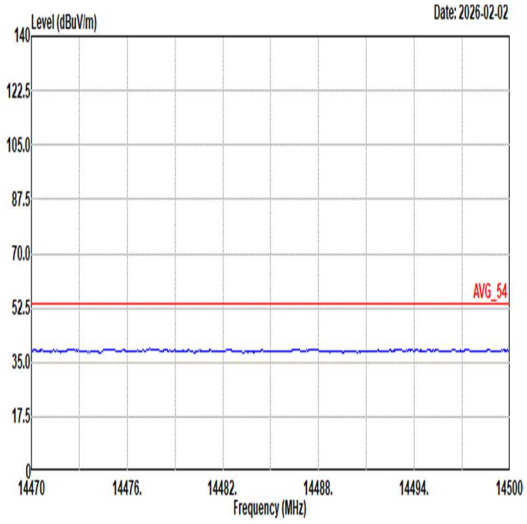 Site : 03CH11-HY Condition: AVG_54 3m 9120D_01620_250915 HORIZONTAL Mode : 12 Setting : 22	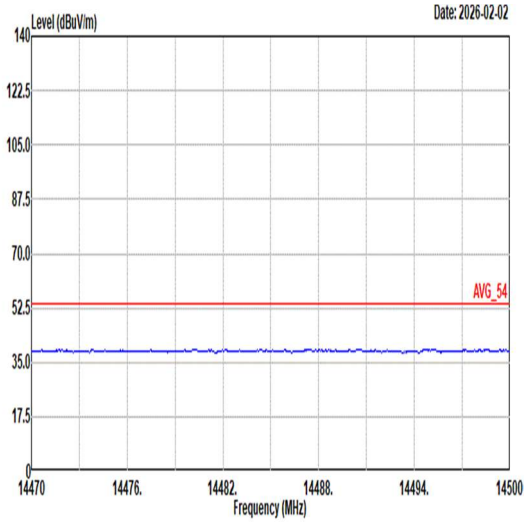 Site : 03CH11-HY Condition: AVG_54 3m 9120D_01620_250915 VERTICAL Mode : 12 Setting : 22
17.7G ~18G Avg	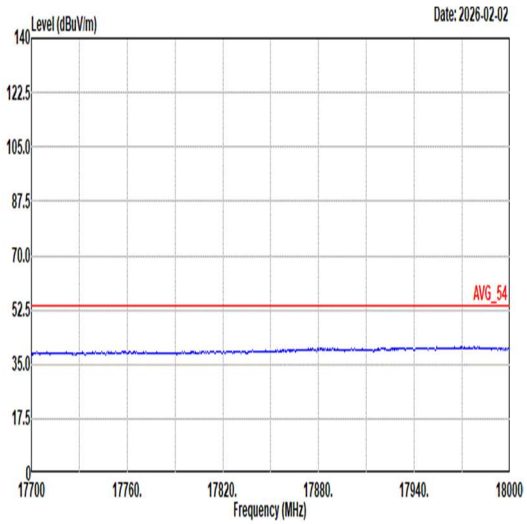 Site : 03CH11-HY Condition: AVG_54 3m 9120D_01620_250915 HORIZONTAL Mode : 12 Setting : 22	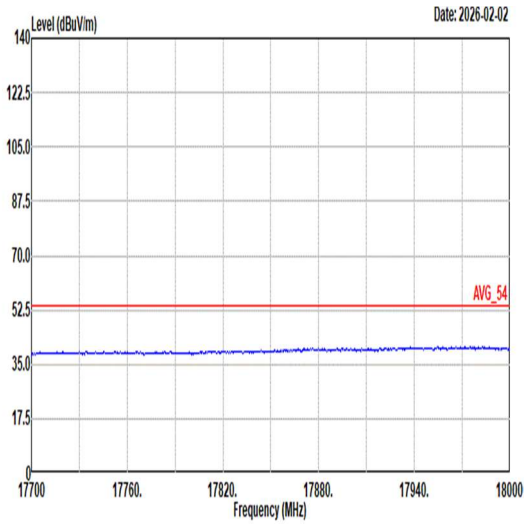 Site : 03CH11-HY Condition: AVG_54 3m 9120D_01620_250915 VERTICAL Mode : 12 Setting : 22

Mode	13	
	Band Edge - L	
	2400-2483.5_Bluetooth-LE_CH19_2440MHz	
ANT	3+4	
Pol.	Horizontal	Fundamental
Peak	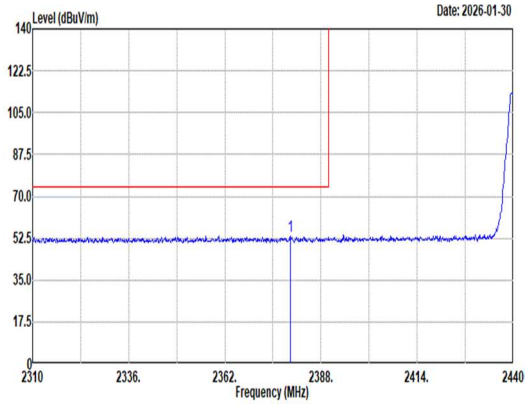 Site : 03CH11-HY Condition: PEAK_BE_74 3m 9120D_01620_250915 HORIZONTAL : RBW:1000.000kHz VBW:3000.000kHz SWT:Auto Detector : PEAK Mode : 13 Setting : 22 1 2379.68 53.41 74.00 -20.59 42.51 27.20 6.79 33.21 10.12 138 134 Peak	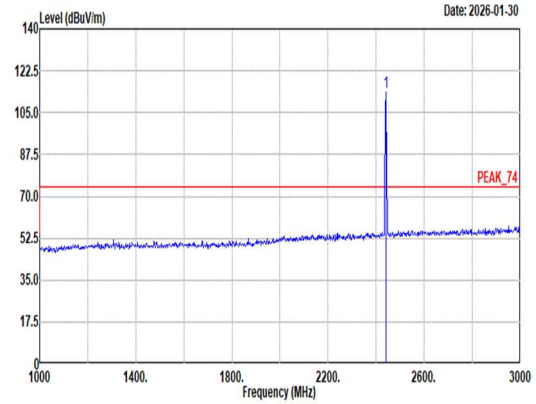 Site : 03CH11-HY Condition: PEAK_74 3m 9120D_01620_250915 HORIZONTAL : RBW:1000.000kHz VBW:3000.000kHz SWT:Auto Detector : PEAK Mode : 13 Setting : 22 1 2440.00 113.54 ------ ------ 102.24 27.50 6.84 33.16 10.12 138 134 Peak
Avg	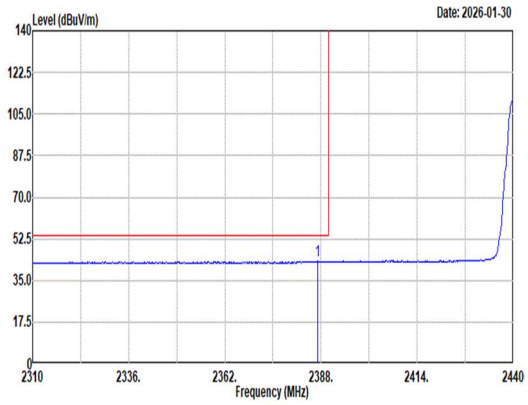 Site : 03CH11-HY Condition: AVG_BE_54 3m 9120D_01620_250915 HORIZONTAL : RBW:1000.000kHz VBW:1.000kHz SWT:Auto Detector : PEAK Mode : 13 Setting : 22 1 2387.09 43.07 54.00 -10.93 32.08 27.27 6.80 33.20 10.12 138 134 Average	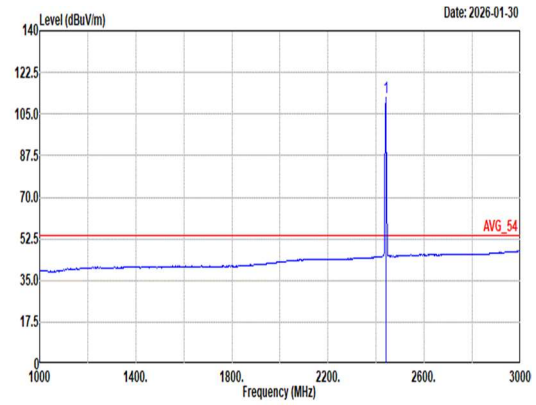 Site : 03CH11-HY Condition: AVG_54 3m 9120D_01620_250915 HORIZONTAL : RBW:1000.000kHz VBW:1.000kHz SWT:Auto Detector : PEAK Mode : 13 Setting : 22 1 2440.00 112.00 ------ ------ 100.70 27.50 6.84 33.16 10.12 138 134 Average

Mode	13	
	Band Edge - R	
	2400-2483.5_Bluetooth-LE_CH19_2440MHz	
ANT	3+4	
Pol.	Horizontal	Fundamental
Peak	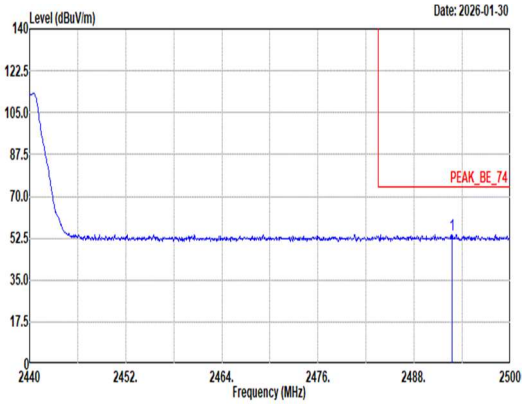 Site : 03CH11-HY Condition: PEAK_BE_74 3m 9120D_01620_250915 HORIZONTAL : RBW:1000.000kHz VBW:3000.000kHz SWT:Auto Detector : PEAK Mode : 13 Setting : 22 Freq Level Limit Line Margin Read Level Ant Factor Cable Loss Preamp Factor Aux Factor APos TPos Remark MHz dBuV/m dBuV/m dB dBuV dB/m dB dB dB cm deg 1 2492.74 54.10 74.00 -19.90 42.41 27.80 6.88 33.11 10.12 138 134 Peak	Blank
Avg	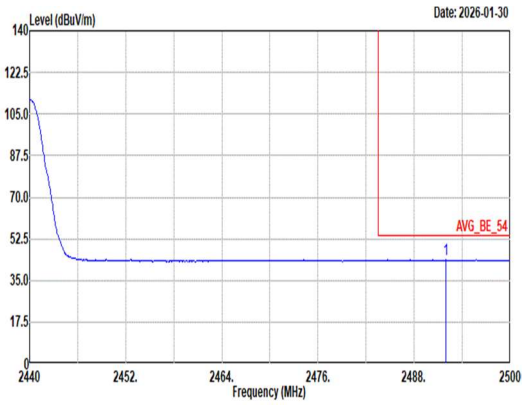 Site : 03CH11-HY Condition: AVG_BE_54 3m 9120D_01620_250915 HORIZONTAL : RBW:1000.000kHz VBW:1.000kHz SWT:Auto Detector : PEAK Mode : 13 Setting : 22 Freq Level Limit Line Margin Read Level Ant Factor Cable Loss Preamp Factor Aux Factor APos TPos Remark MHz dBuV/m dBuV/m dB dBuV dB/m dB dB dB cm deg 1 2491.96 43.70 54.00 -10.30 32.01 27.80 6.88 33.11 10.12 138 134 Average	Blank

Mode	13	
	Band Edge - L	
	2400-2483.5_Bluetooth-LE_CH19_2440MHz	
ANT	3+4	
Pol.	Vertical	Fundamental
Peak	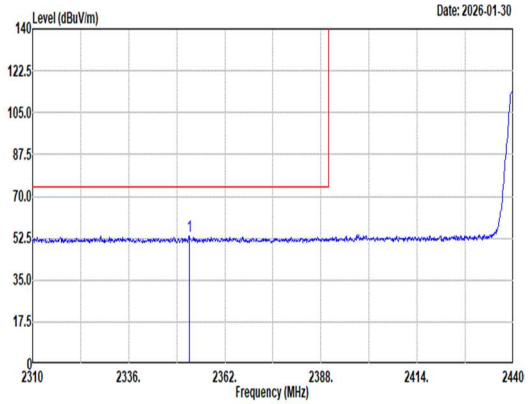 Site : 03CH11-HY Condition: PEAK_BE_74 3m 9120D_01620_250915 VERTICAL : RBW:1000.000kHz VBW:3000.000kHz SWT:Auto Detector : PEAK Mode : 13 Setting : 22 Freq Level Limit Line Margin Read Level Ant Factor Cable Loss Preamp Factor Aux Factor APos TPos Remark MHz dBuV/m dBuV/m dB dBuV dB/m dB dB dB cm deg 1 2352.38 53.31 74.00 -20.69 42.49 27.20 6.74 33.24 10.12 252 99 Peak	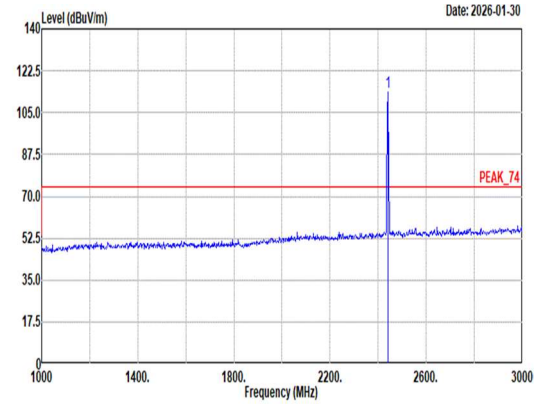 Site : 03CH11-HY Condition: PEAK_74 3m 9120D_01620_250915 VERTICAL : RBW:1000.000kHz VBW:3000.000kHz SWT:Auto Detector : PEAK Mode : 13 Setting : 22 Freq Level Limit Line Margin Read Level Ant Factor Cable Loss Preamp Factor Aux Factor APos TPos Remark MHz dBuV/m dBuV/m dB dBuV dB/m dB dB dB cm deg 1 2440.00 113.57 ------ ------ 102.27 27.50 6.84 33.16 10.12 252 99 Peak
Avg	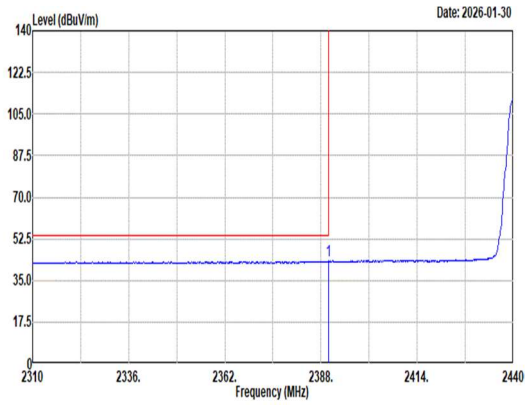 Site : 03CH11-HY Condition: AVG_BE_54 3m 9120D_01620_250915 VERTICAL : RBW:1000.000kHz VBW:1.000kHz SWT:Auto Detector : PEAK Mode : 13 Setting : 22 Freq Level Limit Line Margin Read Level Ant Factor Cable Loss Preamp Factor Aux Factor APos TPos Remark MHz dBuV/m dBuV/m dB dBuV dB/m dB dB dB cm deg 1 2389.95 43.13 54.00 -10.87 32.11 27.30 6.80 33.20 10.12 252 99 Average	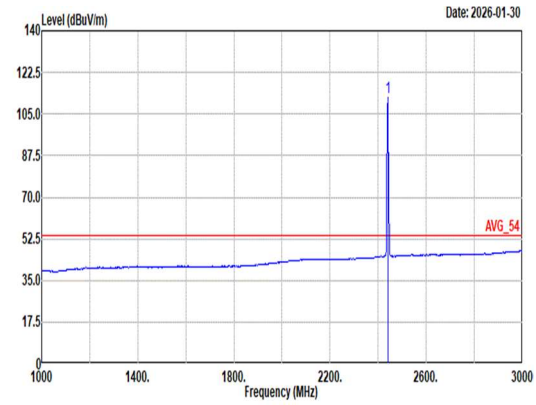 Site : 03CH11-HY Condition: AVG_54 3m 9120D_01620_250915 VERTICAL : RBW:1000.000kHz VBW:1.000kHz SWT:Auto Detector : PEAK Mode : 13 Setting : 22 Freq Level Limit Line Margin Read Level Ant Factor Cable Loss Preamp Factor Aux Factor APos TPos Remark MHz dBuV/m dBuV/m dB dBuV dB/m dB dB dB cm deg 1 2440.00 111.99 ------ ------ 100.69 27.50 6.84 33.16 10.12 252 99 Average

Mode	13	
	Band Edge - R	
	2400-2483.5_Bluetooth-LE_CH19_2440MHz	
ANT	3+4	
Pol.	Vertical	Fundamental
Peak	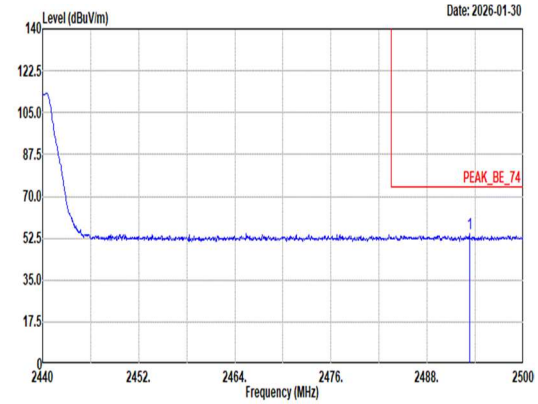 Site : 03CH11-HY Condition: PEAK_BE_74 3m 9120D_01620_250915 VERTICAL : RBW:1000.000kHz VBW:3000.000kHz SWT:Auto Detector : PEAK Mode : 13 Setting : 22 Freq Level Limit Line Margin Read Level Ant Factor Cable Loss Preamp Factor Aux Factor APos TPos Remark MHz dBuV/m dBuV/m dB dBuV dB/m dB dB dB cm deg 1 2493.28 54.40 74.00 -19.60 42.71 27.80 6.88 33.11 10.12 252 99 Peak	Blank
Avg	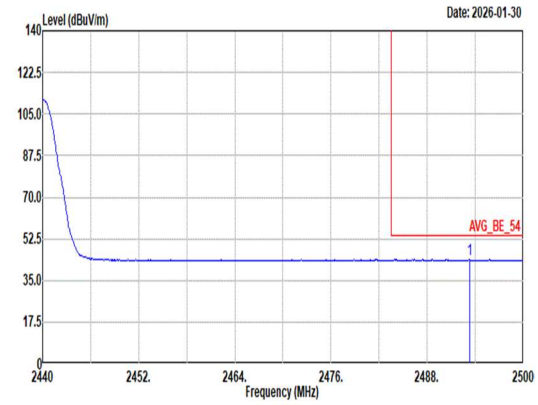 Site : 03CH11-HY Condition: AVG_BE_54 3m 9120D_01620_250915 VERTICAL : RBW:1000.000kHz VBW:1.000kHz SWT:Auto Detector : PEAK Mode : 13 Setting : 22 Freq Level Limit Line Margin Read Level Ant Factor Cable Loss Preamp Factor Aux Factor APos TPos Remark MHz dBuV/m dBuV/m dB dBuV dB/m dB dB dB cm deg 1 2493.28 43.82 54.00 -10.18 32.13 27.80 6.88 33.11 10.12 252 99 Average	Blank

Mode	13	
	Harmonic	
	2400-2483.5_Bluetooth-LE_CH19_2440MHz	
ANT	3+4	
Pol.	Horizontal	Vertical
Peak Avg	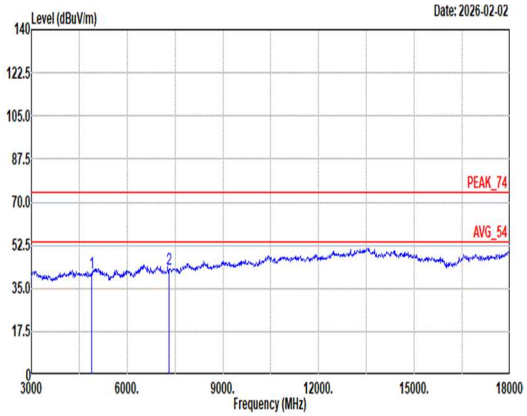 Site : 03CH11-HY Condition: PEAK_74 3m 9120D_01620_250915 HORIZONTAL Mode : 13 Setting : 22 Freq Level Limit Line Margin Read Level Ant Factor Cable Loss Preamp Factor Aux Factor APos TPos Remark MHz dBuV/m dBuV/m dB dBuV dB/m dB dB dB cm deg 1 4880.00 41.20 74.00 -32.80 64.08 32.62 10.66 67.11 0.95 -- -- Peak 2 7320.00 42.76 74.00 -31.24 58.11 36.82 13.74 66.10 0.19 -- -- Peak	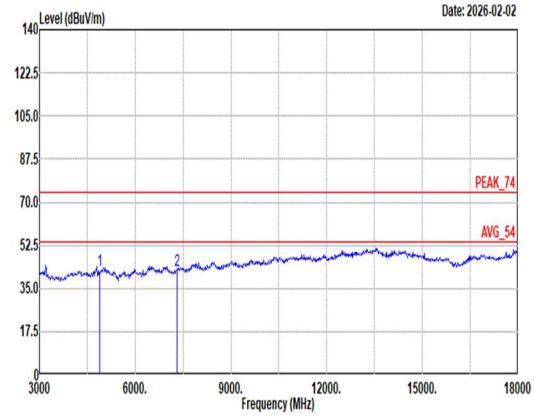 Site : 03CH11-HY Condition: PEAK_74 3m 9120D_01620_250915 VERTICAL Mode : 13 Setting : 22 Freq Level Limit Line Margin Read Level Ant Factor Cable Loss Preamp Factor Aux Factor APos TPos Remark MHz dBuV/m dBuV/m dB dBuV dB/m dB dB dB cm deg 1 4880.00 42.19 74.00 -31.81 65.07 32.62 10.66 67.11 0.95 -- -- Peak 2 7320.00 42.40 74.00 -31.60 57.75 36.82 13.74 66.10 0.19 -- -- Peak

Mode	13	
	Harmonic	
	2400-2483.5_Bluetooth-LE_CH19_2440MHz	
ANT	3+4	
Pol.	Horizontal	Vertical
14.47G ~14.5G Avg	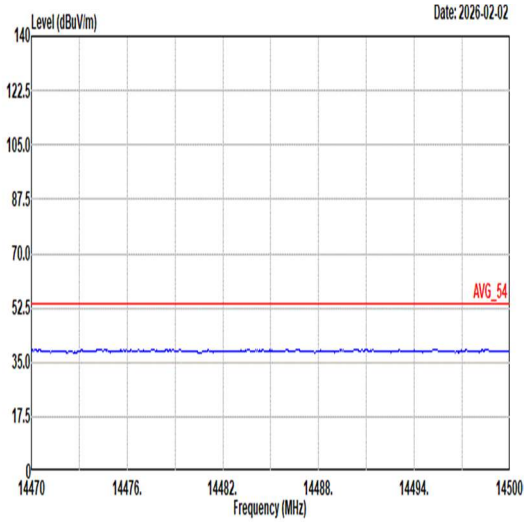 Site : 03CH11-HY Condition: AVG_54 3m 9120D_01620_250915 HORIZONTAL Mode : 13 Setting : 22	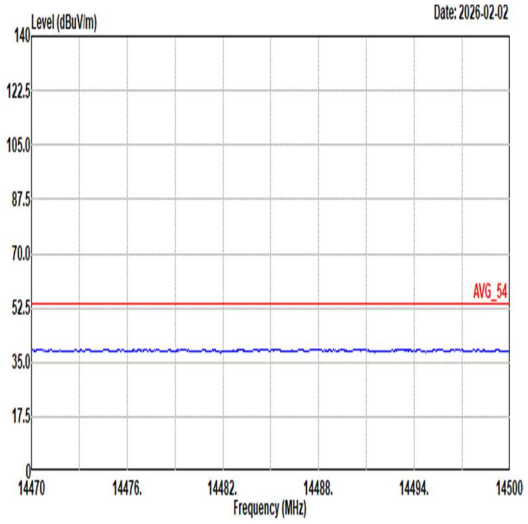 Site : 03CH11-HY Condition: AVG_54 3m 9120D_01620_250915 VERTICAL Mode : 13 Setting : 22
17.7G ~18G Avg	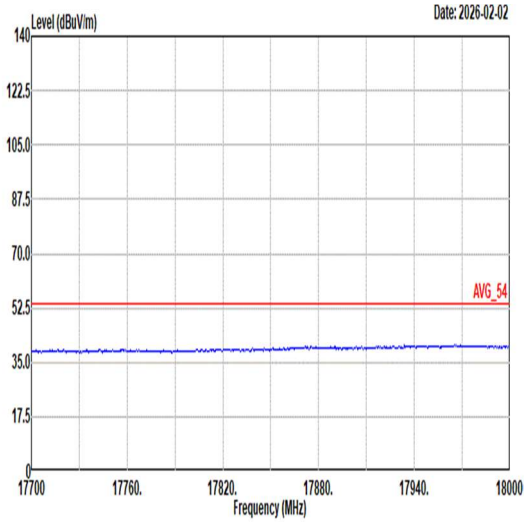 Site : 03CH11-HY Condition: AVG_54 3m 9120D_01620_250915 HORIZONTAL Mode : 13 Setting : 22	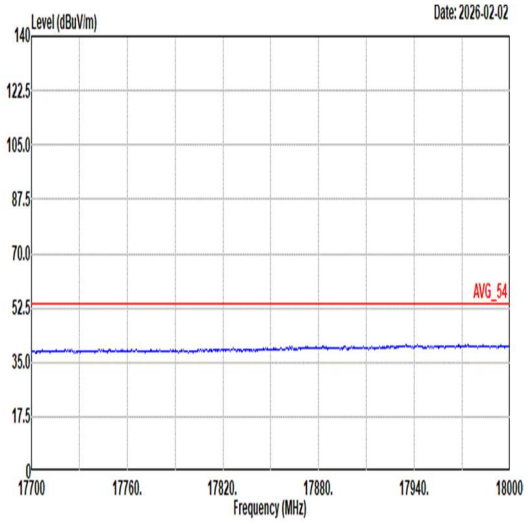 Site : 03CH11-HY Condition: AVG_54 3m 9120D_01620_250915 VERTICAL Mode : 13 Setting : 22

Mode	14	
	Band Edge	
	2400-2483.5_Bluetooth-LE_CH38_2478MHz	
ANT	3+4	
Pol.	Horizontal	Fundamental
Peak	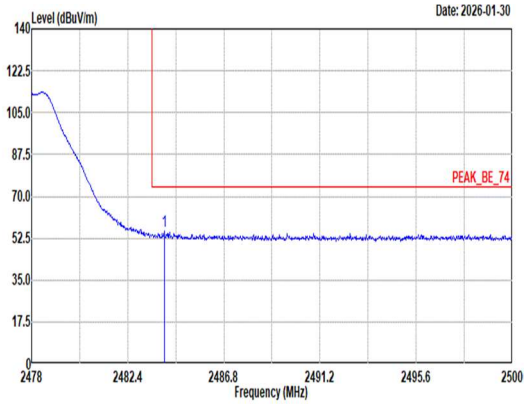 Site : 03CH11-HY Condition: PEAK_BE_74 3m 9120D_01620_250915 HORIZONTAL : RBW:1000.000kHz VBW:3000.000kHz SWT:Auto Detector : PEAK Mode : 14 Setting : 22 Freq Level Limit Line Margin Read Level Ant Factor Cable Loss Preamp Factor Aux Factor APos TPos Remark MHz dBuV/m dBuV/m dB dBuV dB/m dB dB dB cm deg 1 2484.07 55.44 74.00 -18.56 43.88 27.68 6.87 33.11 10.12 100 133 Peak	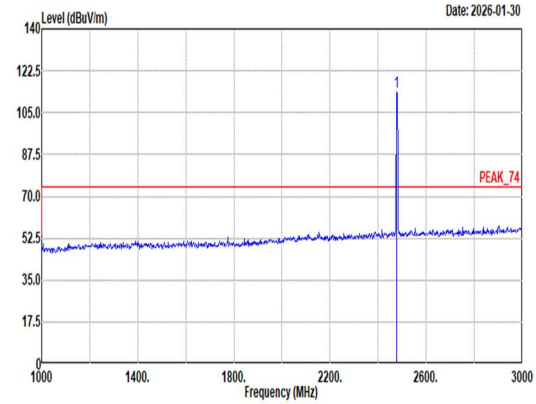 Site : 03CH11-HY Condition: PEAK_74 3m 9120D_01620_250915 HORIZONTAL : RBW:1000.000kHz VBW:3000.000kHz SWT:Auto Detector : PEAK Mode : 14 Setting : 22 Freq Level Limit Line Margin Read Level Ant Factor Cable Loss Preamp Factor Aux Factor APos TPos Remark MHz dBuV/m dBuV/m dB dBuV dB/m dB dB dB cm deg 1 2478.00 113.62 ------ ------ 102.15 27.60 6.87 33.12 10.12 100 133 Peak
Avg	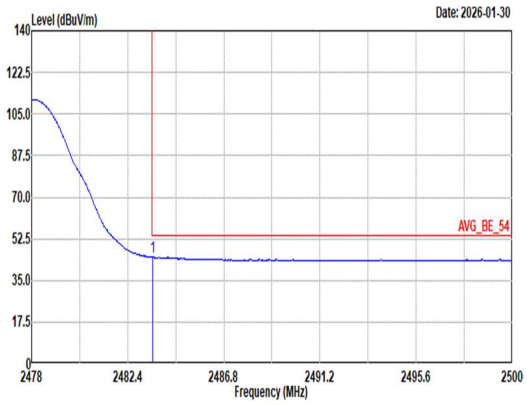 Site : 03CH11-HY Condition: AVG_BE_54 3m 9120D_01620_250915 HORIZONTAL : RBW:1000.000kHz VBW:1.000kHz SWT:Auto Detector : PEAK Mode : 14 Setting : 22 Freq Level Limit Line Margin Read Level Ant Factor Cable Loss Preamp Factor Aux Factor APos TPos Remark MHz dBuV/m dBuV/m dB dBuV dB/m dB dB dB cm deg 1 2483.54 44.95 54.00 -9.05 33.41 27.67 6.87 33.12 10.12 100 133 Average	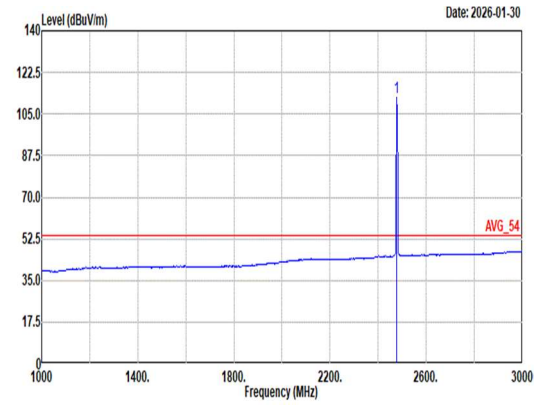 Site : 03CH11-HY Condition: AVG_54 3m 9120D_01620_250915 HORIZONTAL : RBW:1000.000kHz VBW:1.000kHz SWT:Auto Detector : PEAK Mode : 14 Setting : 22 Freq Level Limit Line Margin Read Level Ant Factor Cable Loss Preamp Factor Aux Factor APos TPos Remark MHz dBuV/m dBuV/m dB dBuV dB/m dB dB dB cm deg 1 2478.00 112.09 ------ ------ 100.62 27.60 6.87 33.12 10.12 100 133 Average

Mode	14	
	Band Edge	
	2400-2483.5_Bluetooth-LE_CH38_2478MHz	
ANT	3+4	
Pol.	Vertical	Fundamental
Peak	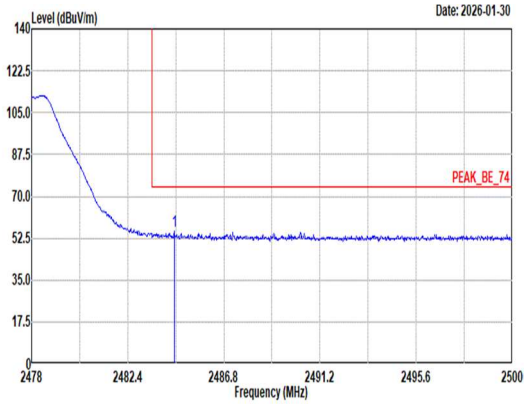 Site : 03CH11-HY Condition: PEAK_BE_74 3m 9120D_01620_250915 VERTICAL : RBW:1000.000kHz VBW:3000.000kHz SWT:Auto Detector : PEAK Mode : 14 Setting : 22 Freq Level Limit Line Margin Read Level Ant Factor Cable Loss Preamp Factor Aux Factor APos TPos Remark MHz dBuV/m dBuV/m dB dBuV dB/m dB dB dB cm deg 1 2484.53 55.27 74.00 -18.73 43.70 27.69 6.87 33.11 10.12 200 97 Peak	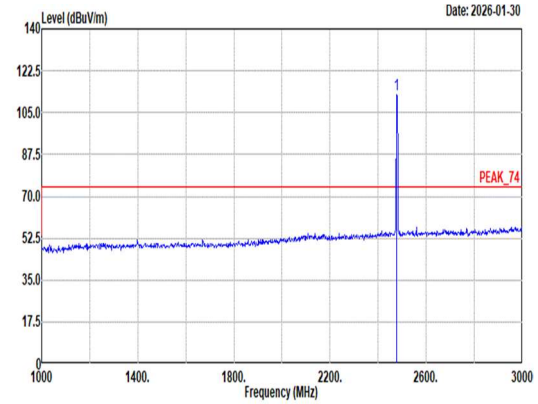 Site : 03CH11-HY Condition: PEAK_74 3m 9120D_01620_250915 VERTICAL : RBW:1000.000kHz VBW:3000.000kHz SWT:Auto Detector : PEAK Mode : 14 Setting : 22 Freq Level Limit Line Margin Read Level Ant Factor Cable Loss Preamp Factor Aux Factor APos TPos Remark MHz dBuV/m dBuV/m dB dBuV dB/m dB dB dB cm deg 1 2478.00 112.26 ------ ------ 100.79 27.60 6.87 33.12 10.12 200 97 Peak
Avg	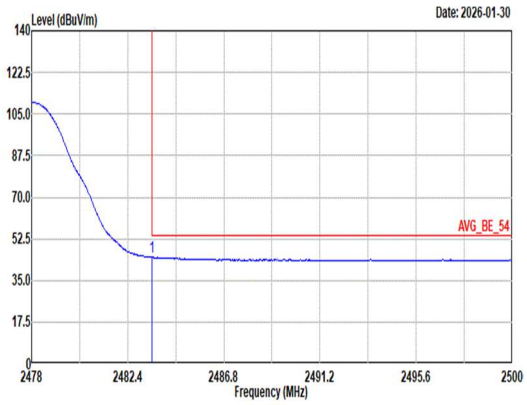 Site : 03CH11-HY Condition: AVG_BE_54 3m 9120D_01620_250915 VERTICAL : RBW:1000.000kHz VBW:1.000kHz SWT:Auto Detector : PEAK Mode : 14 Setting : 22 Freq Level Limit Line Margin Read Level Ant Factor Cable Loss Preamp Factor Aux Factor APos TPos Remark MHz dBuV/m dBuV/m dB dBuV dB/m dB dB dB cm deg 1 2483.52 44.77 54.00 -9.23 33.23 27.67 6.87 33.12 10.12 200 97 Average	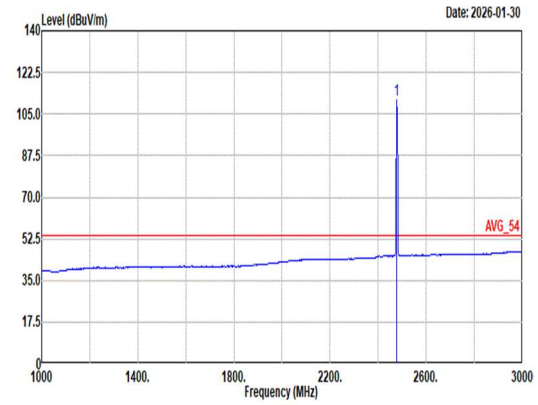 Site : 03CH11-HY Condition: AVG_54 3m 9120D_01620_250915 VERTICAL : RBW:1000.000kHz VBW:1.000kHz SWT:Auto Detector : PEAK Mode : 14 Setting : 22 Freq Level Limit Line Margin Read Level Ant Factor Cable Loss Preamp Factor Aux Factor APos TPos Remark MHz dBuV/m dBuV/m dB dBuV dB/m dB dB dB cm deg 1 2478.00 110.71 ------ ------ 99.24 27.60 6.87 33.12 10.12 200 97 Average

Mode	14	
	Harmonic	
	2400-2483.5_Bluetooth-LE_CH38_2478MHz	
ANT	3+4	
Pol.	Horizontal	Vertical
Peak Avg	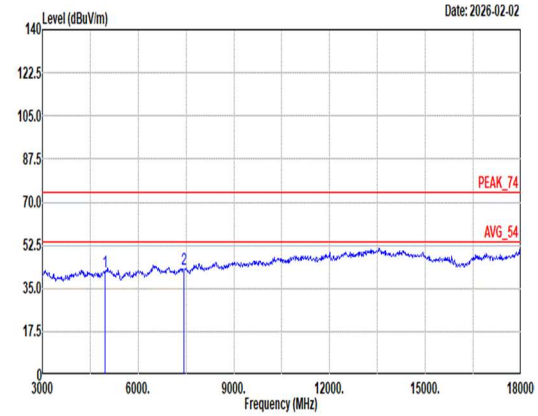 Site : 03CH11-HY Condition: PEAK_74 3m 9120D_01620_250915 HORIZONTAL Mode : 14 Setting : 22 Freq Level Limit Line Margin Read Level Ant Factor Cable Loss Preamp Factor Aux Factor APos TPos Remark MHz dBuV/m dBuV/m dB dBuV dB/m dB dB dB cm deg 1 4956.00 41.86 74.00 -32.14 64.04 32.92 10.99 67.05 0.96 -- -- Peak 2 7434.00 42.60 74.00 -31.40 58.45 36.30 13.85 66.18 0.18 -- -- Peak	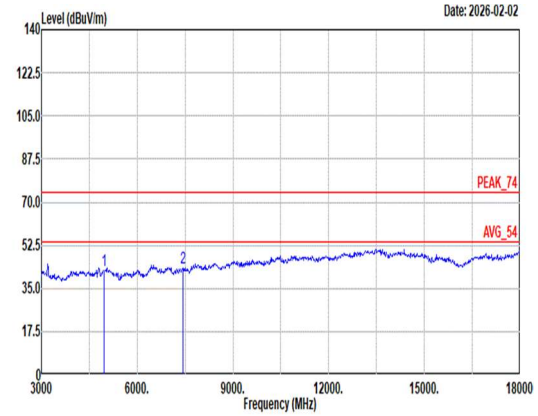 Site : 03CH11-HY Condition: PEAK_74 3m 9120D_01620_250915 VERTICAL Mode : 14 Setting : 22 Freq Level Limit Line Margin Read Level Ant Factor Cable Loss Preamp Factor Aux Factor APos TPos Remark MHz dBuV/m dBuV/m dB dBuV dB/m dB dB dB cm deg 1 4956.00 42.26 74.00 -31.74 64.44 32.92 10.99 67.05 0.96 -- -- Peak 2 7434.00 43.29 74.00 -30.71 59.14 36.30 13.85 66.18 0.18 -- -- Peak

Mode	14	
	Harmonic	
	2400-2483.5_Bluetooth-LE_CH38_2478MHz	
ANT	3+4	
Pol.	Horizontal	Vertical
14.47G ~14.5G Avg	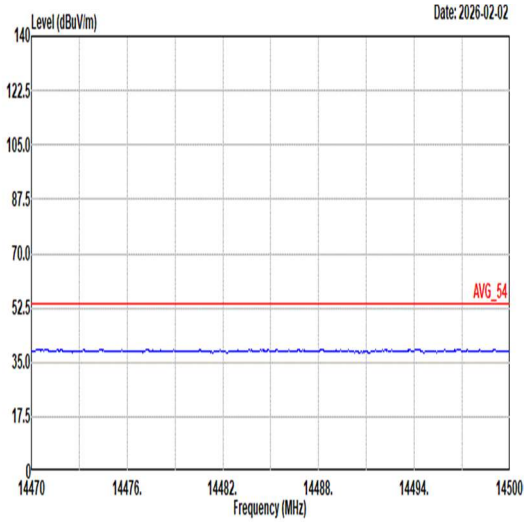 Site : 03CH11-HY Condition: AVG_54 3m 9120D_01620_250915 HORIZONTAL Mode : 14 Setting : 22	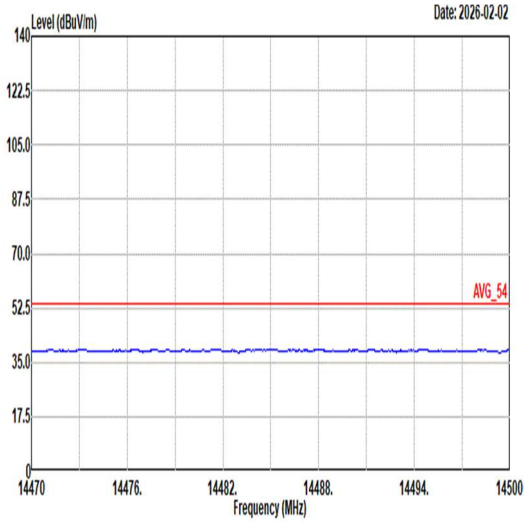 Site : 03CH11-HY Condition: AVG_54 3m 9120D_01620_250915 VERTICAL Mode : 14 Setting : 22
17.7G ~18G Avg	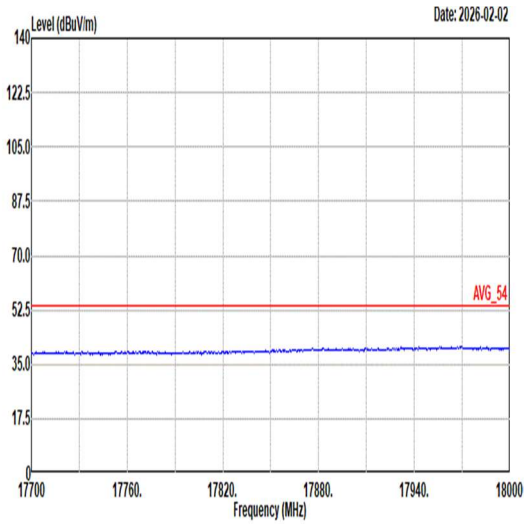 Site : 03CH11-HY Condition: AVG_54 3m 9120D_01620_250915 HORIZONTAL Mode : 14 Setting : 22	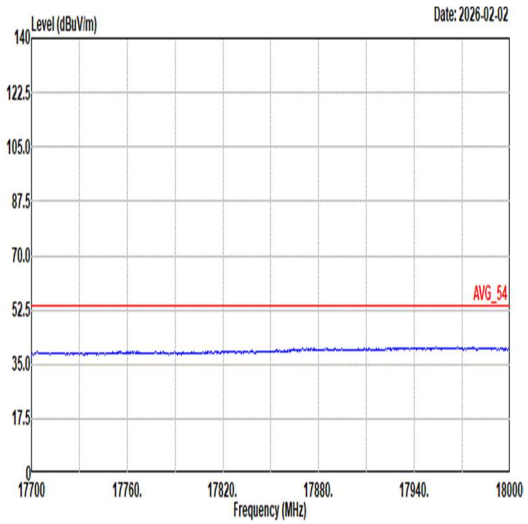 Site : 03CH11-HY Condition: AVG_54 3m 9120D_01620_250915 VERTICAL Mode : 14 Setting : 22

Mode	15	
	SHF	
	2400-2483.5_Bluetooth-LE_CH39_2480MHz	
ANT	3+4	
Pol.	Horizontal	Vertical
Peak	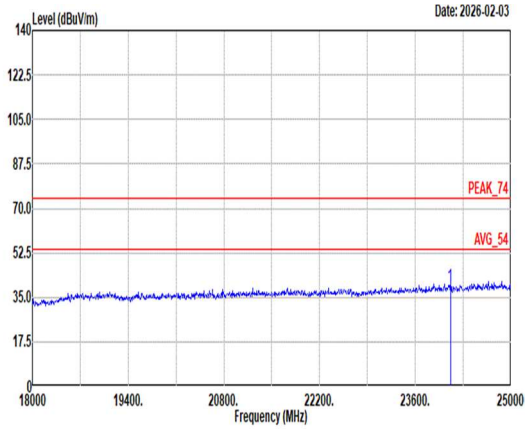 Site : 03CH11-HY Condition: PEAK_74 1m SHF_1224_250702 HORIZONTAL Mode : 15 Setting : Freq Level Limit Line Margin Read Level Ant Factor Cable Loss Preamp Factor Aux Factor APos TPos Remark MHz dBuV/m dBuV/m dB dBuV dB/m dB dB dB cm deg 1 24112.49 39.54 74.00 -34.46 37.63 38.92 26.30 53.77 -9.54 -- -- PEAK	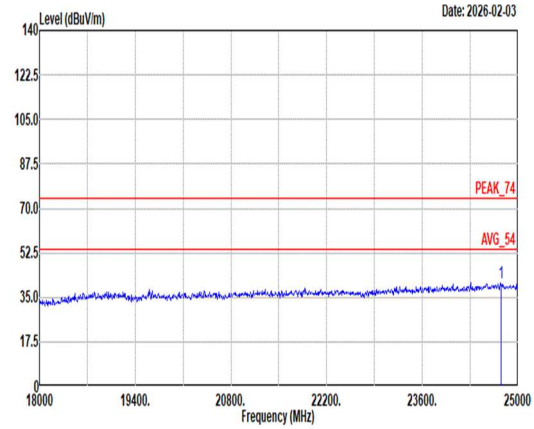 Site : 03CH11-HY Condition: PEAK_74 1m SHF_1224_250702 VERTICAL Mode : 15 Setting : Freq Level Limit Line Margin Read Level Ant Factor Cable Loss Preamp Factor Aux Factor APos TPos Remark MHz dBuV/m dBuV/m dB dBuV dB/m dB dB dB cm deg 1 24747.86 40.44 74.00 -33.56 37.17 39.60 26.51 53.30 -9.54 -- -- PEAK

Mode	16	
	LF	
	2400-2483.5_Bluetooth-LE_CH39_2480MHz	
ANT	3+4	
Pol.	Horizontal	Vertical
QP/ Peak	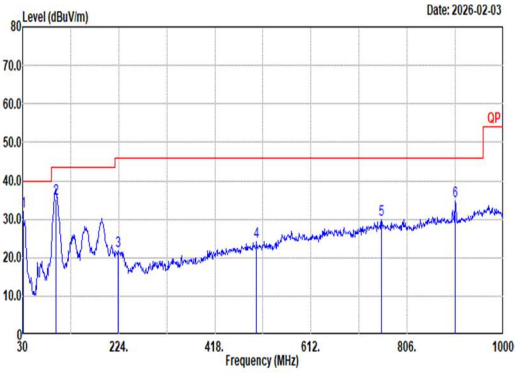 Site : 03CH11-HY Condition: QP 3m Bilog_66925 & 24006_250219 HORIZONTAL Mode : 16 Setting :	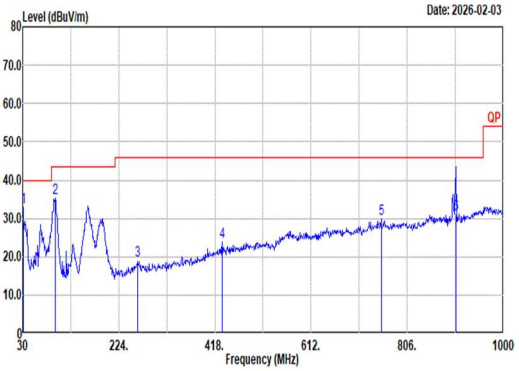 Site : 03CH11-HY Condition: QP 3m Bilog_66925 & 24006_250219 VERTICAL Mode : 16 Setting :

Horizontal:

	Freq	Level	Limit Line	Margin	Read Level	Ant Factor	Cable Loss	Preamp Factor	Aux Factor	APos	TPos	Remark
	MHz	dBuV/m	dBuV/m	dB	dBuV	dB/m	dB	dB	dB	cm	deg	
1	30.97	32.02	40.00	-7.98	38.08	24.91	0.83	31.88	0.08	--	--	Peak
2	96.93	35.47	43.50	-8.03	50.22	15.89	1.42	32.08	0.02	200	116	QP
3	222.06	21.88	46.00	-24.12	36.29	15.46	2.08	31.99	0.04	--	--	Peak
4	502.39	24.29	46.00	-21.71	29.01	24.10	3.13	32.02	0.07	--	--	Peak
5	754.59	29.97	46.00	-16.03	29.19	28.30	3.80	31.87	0.55	--	--	Peak
6	903.00	34.60	46.00	-11.40	31.64	29.44	4.20	31.16	0.48	--	--	Peak

Vertical:

	Freq	Level	Limit Line	Margin	Read Level	Ant Factor	Cable Loss	Preamp Factor	Aux Factor	APos	TPos	Remark
	MHz	dBuV/m	dBuV/m	dB	dBuV	dB/m	dB	dB	dB	cm	deg	
1	30.97	32.82	40.00	-7.18	38.88	24.91	0.83	31.88	0.08	--	--	Peak
2	95.96	35.21	43.50	-8.29	50.17	15.69	1.41	32.08	0.02	--	--	Peak
3	261.83	18.87	46.00	-27.13	28.24	20.24	2.25	31.93	0.07	--	--	Peak
4	432.55	23.82	46.00	-22.18	29.88	22.90	2.89	31.94	0.09	--	--	Peak
5	753.62	30.01	46.00	-15.99	29.23	28.30	3.80	31.87	0.55	--	--	Peak
6	904.94	30.96	46.00	-15.04	28.02	29.40	4.21	31.14	0.47	100	166	QP

Appendix D. Duty Cycle Plots

Antenna	Band	Duty Cycle(%)	T(us)	1/T(kHz)	VBW Setting
3+4	Bluetooth - LE for 1Mbps	60.32	377	2.65	2.7kHz
3+4	Bluetooth - LE for 2Mbps	56.85	1067	0.94	1kHz

MIMO <Ant. 3+4>

Bluetooth - LE for 1Mbps	Bluetooth - LE for 2Mbps
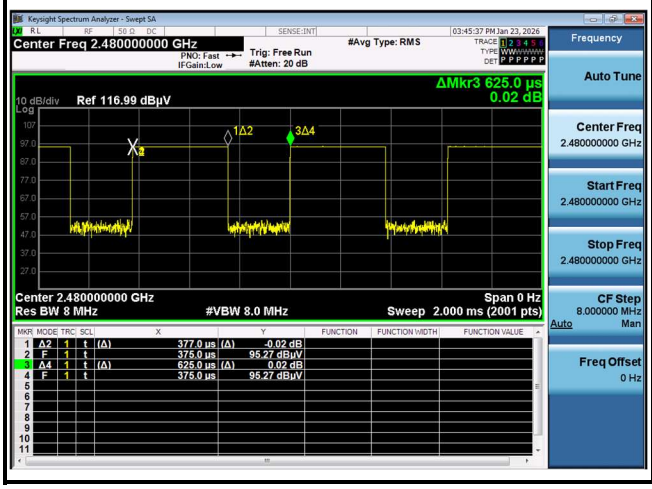	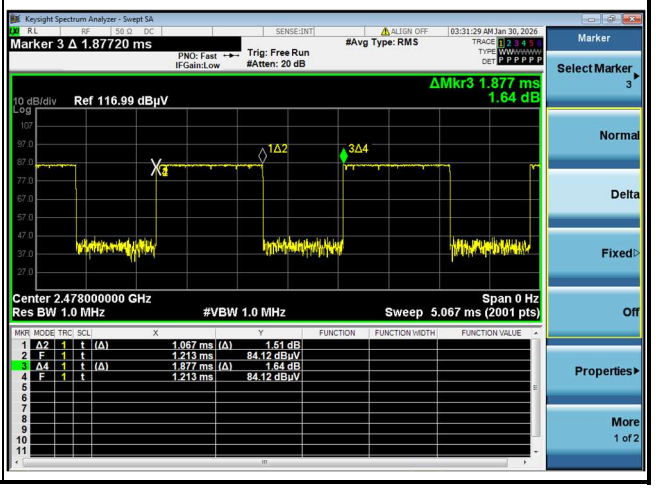

———THE END———