The following test report with report number FR5N0815-01G is an addendum to the RF spot check test report for FCC ID: A4RGM45K variant model GM45K.
It contains test data from FCC ID: A4RG7SWN reference model G7SWN that is referenced in the variant model GM45K RF spot check report.

FCC RADIO TEST REPORT

FCC ID	:	**A4RG7SWN**
Equipment	:	**Phone**
Model Name	:	**G7SWN**
Applicant	:	**Google LLC** **1600 Amphitheatre Parkway,** **Mountain View, CA, 94043 USA**
Standard	:	**FCC Part 15 Subpart E §15.407**

The product was received on Nov. 25, 2025 and testing was performed from Dec. 09, 2025 to Mar. 17, 2026. We, Sporton International Inc. Wensan Laboratory, would like to declare that the tested sample has been evaluated in accordance with the test procedures and has been in compliance with the applicable technical standards.

The test results in this report apply exclusively to the tested model / sample. Without written approval from Sporton International Inc. Wensan Laboratory, the test report shall not be reproduced except in full.

Louis Wu

Approved by: Louis Wu

Sporton International Inc. Wensan Laboratory
No.58, Aly. 75, Ln. 564, Wenhua 3rd, Rd., Guishan Dist., Taoyuan City 333010, Taiwan (R.O.C.)

Table of Contents

History of this test report **3**
Summary of Test Result **4**
1 General Description **5**
1.1 Product Feature of Equipment Under Test 5
1.2 Modification of EUT 5
1.3 Testing Location 6
1.4 Applicable Standards 6
2 Test Configuration of Equipment Under Test **7**
2.1 Carrier Frequency and Channel 7
2.2 Test Mode 9
2.3 Connection Diagram of Test System 11
2.4 Support Unit used in test configuration and system 12
2.5 EUT Operation Test Setup 12
2.6 Measurement Results Explanation Example 12
3 Test Result **13**
3.1 26dB & 99% Occupied Bandwidth Measurement 13
3.2 Fundamental Maximum EIRP Measurement 23
3.3 Fundamental Power Spectral Density Measurement 52
3.4 In-Band Emissions (Channel Mask) 101
3.5 Contention Based Protocol 235
3.6 Unwanted Emissions Measurement 259
3.7 AC Conducted Emission Measurement 263
3.8 Antenna Requirements 265
4 List of Measuring Equipment **266**
5 Measurement Uncertainty **268**
Appendix A. AC Conducted Emission Test Result
Appendix B. Radiated Spurious Emission Test Data
Appendix C. Duty Cycle Plots
Appendix D. Setup Photographs

History of this test report

Report No.	Version	Description	Issue Date
FR5N0815-01G	01	Initial issue of report	Apr. 20, 2026
FR5N0815-01G	02	Revised Test Mode, 26dB & 99% Occupied Bandwidth Measurement, Fundamental Power Spectral Density Measurement, Contention Based Protocol, Unwanted Emissions Measurement, Appendix B and Appendix C. This report is an updated version, replacing the report issued on Apr. 20, 2026.	May 05, 2026

Summary of Test Result

Report Clause	Ref Std. Clause	Test Items	Result (PASS/FAIL)	Remark
3.1	15.407(a)(10)	26dB Emission Bandwidth	Pass	-
3.1	2.1049	99% Occupied Bandwidth	Pass	-
3.2	15.407(a)(8)	Fundamental Maximum EIRP	Pass	-
3.3	15.407(a)(8)	Fundamental Power Spectral Density	Pass	-
3.4	15.407(b)(6)	In-Band Emissions (Channel Mask)	Pass	-
3.5	15.407(d)(6)	Contention Based Protocol	Pass	-
3.6	15.407(b)	Unwanted Emissions	Pass	-
3.7	15.207	AC Conducted Emission	Pass	-
3.8	15.203 15.407(a)	Antenna Requirement	Pass	-

Conformity Assessment Condition:

1. The test results (PASS/FAIL) with all measurement uncertainty excluded are presented against the regulation limits or in accordance with the requirements stipulated by the applicant/manufacturer who shall bear all the risks of non-compliance that may potentially occur if measurement uncertainty is taken into account.
2. The measurement uncertainty please refer to each test result in the section “Measurement Uncertainty”.

Disclaimer:

The product specifications of the EUT presented in the test report that may affect the test assessments are declared by the manufacturer who shall take full responsibility for the authenticity.

Reviewed by: William Chen

Report Producer: Shiori Chen

1 General Description

1.1 Product Feature of Equipment Under Test

Product Feature
General Specs GSM/WCDMA/LTE/5G NR/NTN, Bluetooth, BLE, BLE channel sounding, Thread, Wi-Fi 802.11be, NFC, WPC Rx, UWB, and GNSS Rx. **Antenna Type** WLAN: **<Ant. 3>:** IFA Antenna **<Ant. 4>:** IFA Antenna

EUT Information List	
S/N	Performed Test Item
5C251FDKX00031	Conducted Measurement
5B111FDDW0000A	Radiated Spurious Emission
61061FDKX0003L	Conducted Emission
5B111FDDW00017	Contention Based Protocol

Antenna information for Directional Gain		
5925 MHz ~ 6425 MHz	Peak Gain (dBi)	<6G_Ant3 + 6G_Ant4> Correlated: -4.05 Uncorrelated: -6.40
6425 MHz ~ 6525 MHz	Peak Gain (dBi)	<6G_Ant3 + 6G_Ant4> Correlated: -5.11 Uncorrelated: -7.86
6525 MHz ~ 6875 MHz	Peak Gain (dBi)	<6G_Ant3 + 6G_Ant4> Correlated: -5.62 Uncorrelated: -7.98
6875 MHz ~ 7125 MHz	Peak Gain (dBi)	<6G_Ant3 + 6G_Ant4> Correlated: -7.18 Uncorrelated: -9.55

Remark:

1. The antenna gain is provided by the MIMO antenna report from manufacturer.
   For CDD mode, uncorrelated gain is used for EIRP output power calculation and correlated gain is for PSD EIRP calculation.
   For SDM mode, uncorrelated gain is used for EIRP output power/ PSD calculation.
2. The EUT's information above is declared by manufacturer. Please refer to Disclaimer in report summary.

1.2 Modification of EUT

No modifications made to the EUT during the testing.

1.3 Testing Location

The test location is accredited based on TAF code 1190 and 3786 designated by NCC (National Communication Commission).

Test Site	Sporton International Inc. EMC & Wireless Communications Laboratory
Test Site Location	No.52, Huaya 1st Rd., Guishan Dist., Taoyuan City 333, Taiwan (R.O.C.)

Test Site	Sporton International Inc. Wensan Laboratory
Test Site Location	No.58, Aly. 75, Ln. 564, Wenhua 3rd, Rd., Guishan Dist., Taoyuan City 333010, Taiwan (R.O.C.)

FCC designation No.: TW1190 and TW3786

Note:

1. The test site complies with ANSI C63.4 2014 requirement.
2. The Contention Based Protocol test items subcontracted to Sporton International Inc. EMC & Wireless Communications Laboratory.

1.4 Applicable Standards

According to the specifications declared by the manufacturer, the EUT must comply with the requirements of the following standards:

- FCC Part 15 Subpart E
- FCC KDB 789033 D02 General UNII Test Procedures New Rules v02r01.
- FCC KDB 987594 D02 U-NII 6 GHz EMC Measurement v03
- FCC KDB 414788 D01 Radiated Test Site v01r01.
- FCC KDB 662911 D01 Multiple Transmitter Output v02r01.
- ANSI C63.10-2020 + Cor.1-2023

Remark:

1. All the test items were validated and recorded in accordance with the standards without any modification during the testing.
2. The TAF code is not including all the FCC KDB listed without accreditation.

2 Test Configuration of Equipment Under Test

a. The EUT has been associated with peripherals and configuration operated in a manner tended to maximize its emission characteristics in a typical application. Frequency range investigated: conduction emission (150 kHz to 30 MHz), radiation emission (9 kHz to the 10th harmonic of the highest fundamental frequency or to 40 GHz, whichever is lower). For radiated measurement, the measured emission level of the EUT was maximized by rotating the EUT on a turntable, adjusting the orientation of the EUT and EUT antenna in three orthogonal axis (X: flat, Y: portrait, Z: landscape) and accessory (Adapter or Earphone), and adjusting the measurement antenna orientation, following C63.10 exploratory test procedures and find Z Plane with Adapter as worst plane.

b. AC power line Conducted Emission was tested under maximum output power.

2.1 Carrier Frequency and Channel

BW 20M	**Channel**	1	5	9	13	17	21	25	29
	Freq. (MHz)	5955	5975	5995	6015	6035	6055	6075	6095
BW 40M	**Channel**	3		11		19		27	
	Freq. (MHz)	5965		6005		6045		6085	
BW 80M	**Channel**	7				23			
	Freq. (MHz)	5985				6065			
BW 160M	**Channel**	15							
	Freq. (MHz)	6025							

BW 20M	**Channel**	33	37	41	45	49	53	57	61
	Freq. (MHz)	6115	6135	6155	6175	6195	6215	6235	6255
BW 40M	**Channel**	35		43		51		59	
	Freq. (MHz)	6125		6165		6205		6245	
BW 80M	**Channel**	39				55			
	Freq. (MHz)	6145				6225			
BW 160M	**Channel**	47							
	Freq. (MHz)	6185							

BW 20M	**Channel**	65	69	73	77	81	85	89	93
	Freq. (MHz)	6275	6295	6315	6335	6355	6375	6395	6415
BW 40M	**Channel**	67		75		83		91	
	Freq. (MHz)	6285		6325		6365		6405	
BW 80M	**Channel**	71				87			
	Freq. (MHz)	6305				6385			
BW 160M	**Channel**	79							
	Freq. (MHz)	6345							

BW 20M	Channel	97	101	105	109	113	117	121	125
	Freq. (MHz)	6435	6455	6475	6495	6515	6535	6555	6575
BW 40M	Channel	99		107		115		123	
	Freq. (MHz)	6445		6485		6525		6565	
BW 80M	Channel	103				119			
	Freq. (MHz)	6465				6545			
BW 160M	Channel	111							
	Freq. (MHz)	6505							

BW 20M	Channel	129	133	137	141	145	149	153	157
	Freq. (MHz)	6595	6615	6635	6655	6675	6695	6715	6735
BW 40M	Channel	131		139		147		155	
	Freq. (MHz)	6605		6645		6685		6725	
BW 80M	Channel	135				151			
	Freq. (MHz)	6625				6705			
BW 160M	Channel	143							
	Freq. (MHz)	6665							

BW 20M	Channel	161	165	169	173	177	181	185	189
	Freq. (MHz)	6755	6775	6795	6815	6835	6855	6875	6895
BW 40M	Channel	163		171		179		187	
	Freq. (MHz)	6765		6805		6845		6885	
BW 80M	Channel	167				183			
	Freq. (MHz)	6785				6865			
BW 160M	Channel	175							
	Freq. (MHz)	6825							

BW 20M	Channel	193	197	201	205	209	213	217	221
	Freq. (MHz)	6915	6935	6955	6975	6995	7015	7035	7055
BW 40M	Channel	195		203		211		219	
	Freq. (MHz)	6925		6965		7005		7045	
BW 80M	Channel	199				215			
	Freq. (MHz)	6945				7025			
BW 160M	Channel	207							
	Freq. (MHz)	6985							

BW 20M	Channel	225	229
	Freq. (MHz)	7075	7095
BW 40M	Channel	227	
	Freq. (MHz)	7085	

2.2 Test Mode

This device supports WiFi 802.11be 20MHz bandwidth for 2.4GHz and 160MHz bandwidth for both 5GHz and 6GHz.

This device supports both CDD and SDM modes.

For bands other than LPI and VLP, SDM mode is covered by CDD mode due to identical power level.

For LPI and VLP bands, the output power and PSD are measured against EIRP and PSD limit for both CDD and SDM mode. All the other test cases are performed under CDD mode using SDM power level as worst case to show compliance.

This device supports 26/52/106/242/484/996 single tone RU modes for 802.11ax/be modes and the 242/484/996-tone RU modes are covered by 20/40/80MHz channels.

This device supports MRU 52T+26T/106T+26T (small RU) and punctured modes 484+242-tone, 996+484+242-tone, and 996+484-tone (large RU) for 802.11be mode.

The PSD of partial RU/MRU modes are reduced to be smaller than full RU according to TCB workshop interim guidance Oct. 2018 and Oct. 2022 for WiFi 7 device.

The 802.11ax/be modes are investigated among full RU, single RU and MRU modes for emission spot check and the 11ax mode is covered by 11be mode.

The sidelobe emission has been verified during the emission mask test and there is no significant signal fund for MRU and puncture modes.

The PSD and power of partial RU and MRU are less than full RU configurations so the full RU is chosen as main test configuration.

The power for 802.11ax mode is smaller than 802.11be mode, so all other conducted and radiated test is covered by 802.11be mode except PSD and Mask test.

The final test modes include the worst data rates for each modulation shown in the table below.

MIMO Mode

Modulation	Data Rate
802.11a	6 Mbps
802.11ax HE20 (Covered by EHT20)	MCS0
802.11ax HE40 (Covered by EHT40)	MCS0
802.11ax HE80 (Covered by EHT80)	MCS0
802.11ax HE160 (Covered by EHT160)	MCS0
802.11be EHT20	MCS0
802.11be EHT40	MCS0
802.11be EHT80	MCS0
802.11be EHT160	MCS0

Index of MRU and puncture mode mapping

Small MRU

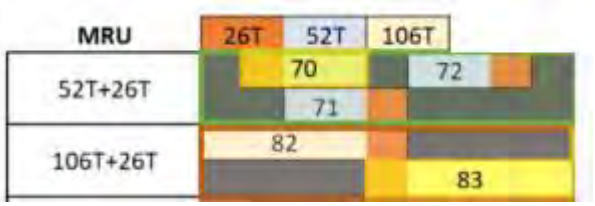

Large MRU

484+242-tone MRU			
2	1	4	3
80MHz puncture 20			
8	4	2	1

(High Frequency) ---------- (Low Frequency)

996+484+242-tone MRU							
2	1	4	3	6	5	8	7
160MHz puncture 20							
128	64	32	16	8	4	2	1

(High Frequency) ---------- (Low Frequency)

996+484-tone MRU			
2	1	4	3
160MHz puncture 40			
192	48	12	3

(High Frequency) ---------- (Low Frequency)

Note: The RF waveform is identical for large MRU and puncture modes.

Test Cases	
AC Conducted Emission	Mode 2 : 802.11be EHT20 Channel 49 Tx + USB Cable 2 (Charging from AC Adapter)

Remark:
1. For Radiated Test Cases, the tests were performed with USB Cable 2.
2. During the preliminary test, both charging modes (Adapter mode and WPC Rx mode) were verified. It is determined that the adaptor mode is the worst case for official test.
3. Based on ANSI C63.10 clause 5.6.2.2, b) Spurious emissions, measure the mode with the highest output power and the mode with highest output power spectral density for each modulation family.
4. The detailed Radiated test modes are shown in Appendix B.

Based on ANSI C63.10 clause 5.6.2.2, b) spurious emissions,

Measure the mode with the highest output power and the mode with highest output power spectral density for each modulation family.

		5.6.2.2 (b) Spurious Emissions
UNII-6	20MHz	Covered by 80MHz
	40MHz	Covered by 80MHz
	80MHz	Test
	160MHz	Test
UNII-8	20MHz	Covered by 80MHz
	40MHz	Covered by 80MHz
	80MHz	Test
	160MHz	Test

Note: Radiated emission test for UNII-5 and UNII-7 bands are covered by standard power mode which output power level is higher.

2.3 Connection Diagram of Test System

Conduction Test Setup			
No.	**Power Source**	**Connection Type**	**Test Mode**
			2
B1	AC: 120V/60Hz	AC Power Cable	**X**

Radiation Tx Test Setup			
No.	Power Source	Connection Type	Test Mode
			1~15
B1	AC: 120V/60Hz	AC Power Cable	X

2.4 Support Unit used in test configuration and system

Item	Equipment	Brand Name	Model Name	FCC ID	Data Cable	Power Cord
1.	Adapter	N/A	GW8L7	N/A	N/A	N/A

2.5 EUT Operation Test Setup

The RF test items, utility "BTWIFI_Final_version_240823" was installed in Notebook which was programmed in order to make the EUT get into the engineering modes to provide channel selection, power level, data rate and the application type and for continuous transmitting signals.

2.6 Measurement Results Explanation Example

For all conducted test items:

The offset level is set in the spectrum analyzer to compensate the RF cable loss and attenuator factor between EUT conducted output port and spectrum analyzer. With the offset compensation, the spectrum analyzer reading level is exactly the EUT RF output level.

Example :

The spectrum analyzer offset is derived from RF cable loss and attenuator factor.

Offset = RF cable loss + attenuator factor.

Following shows an offset computation example with cable loss 4.2 dB and 10dB attenuator.

Offset(dB) = RF cable loss(dB) + attenuator factor(dB).

= 4.2 + 10 = 14.2 (dB)

For EIRP output power:

The EIRP output power result is derived from RF conducted power plus directional antenna gain.

EIRP = RF conducted power + directional antenna gain.

Following shows an offset computation example with conducted power 20.2 dBm and directional antenna gain 3dBi.

EIRP(dBm) = RF conducted power(dBm) + directional antenna gain(dBi).

= 20.2 + 3 = 23.2 (dBm)

3 Test Result

3.1 26dB & 99% Occupied Bandwidth Measurement

3.1.1 Limit of 26dB & 99% Occupied Bandwidth

<FCC 14-30 CFR 15.407>

(a)(10) The maximum transmitter channel bandwidth for U-NII devices in the 5.925-7.125 GHz band is 320 megahertz.

3.1.2 Measuring Instruments

Please refer to the measuring equipment list in this test report.

3.1.3 Test Procedures

1. The testing follows the ANSI C63.10 Section 6.9.3 OBW and Section 12.5.2 Emission bandwidth.
2. Set RBW = shall be in the range of 1% to 5% of the emission bandwidth.
3. Set the VBW > RBW.
4. Detector = Peak.
5. Trace mode = max-hold.
6. Measure the maximum width of the emission that is 26 dB down from the peak of the emission. Compare this with the RBW setting of the analyzer. Readjust RBW and repeat measurement as needed until the RBW/EBW ratio is in the range of 1% to 5%.
7. For 99% Bandwidth Measurement, the spectrum analyzer's resolution bandwidth (RBW) is set 1-5% of the emission bandwidth and set the Video bandwidth (VBW) ≥ 3 * RBW.
8. Measure and record the results in the test report.

3.1.4 Test Setup

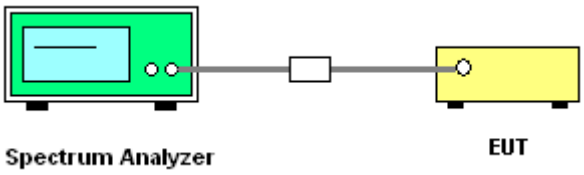

3.1.5 Test Result of 26dB & 99% Occupied Bandwidth

Test Engineer:	Howard Tsai	Temperature:	21~25	°C
Test Date:	2025/12/30~2026/02/25	Relative Humidity:	51~54	%

MIMO <Ant. 3+4>

<CDD Mode>

U-NII-5 MIMO (CDD)										
Mod.	Data Rate	NTX	CH.	Freq (MHz)	99% Bandwidth (MHz)		26 dB Bandwidth (MHz)		Emission Bandwidth Limit (MHz)	Pass /Fail
					Ant3	Ant4	Ant3	Ant4		
11a	6M	2	01	5955	17.45	17.14	21.34	21.16	320.00	Pass
11a	6M	2	49	6195	17.46	17.11	21.42	21.12	320.00	Pass
11a	6M	2	93	6415	17.48	17.16	21.47	21.25	320.00	Pass

U-NII-6 MIMO (CDD)										
Mod.	Data Rate	NTX	CH.	Freq (MHz)	99% Bandwidth (MHz)		26 dB Bandwidth (MHz)		Emission Bandwidth Limit (MHz)	Pass /Fail
					Ant3	Ant4	Ant3	Ant4		
11a	6M	2	97	6435	17.54	17.17	21.55	21.43	320.00	Pass
11a	6M	2	105	6475	17.51	17.15	21.38	21.26	320.00	Pass
11a	6M	2	113	6515	17.54	17.18	21.34	21.23	320.00	Pass

U-NII-7 MIMO (CDD)										
Mod.	Data Rate	NTX	CH.	Freq (MHz)	99% Bandwidth (MHz)		26 dB Bandwidth (MHz)		Emission Bandwidth Limit (MHz)	Pass /Fail
					Ant3	Ant4	Ant3	Ant4		
11a	6M	2	117	6535	17.52	17.19	21.47	21.32	320.00	Pass
11a	6M	2	149	6695	17.64	17.20	22.33	21.53	320.00	Pass
11a	6M	2	181	6855	17.54	17.24	24.88	22.60	320.00	Pass

U-NII-7 Straddle channel MIMO (CDD)										
Mod.	Data Rate	NTX	CH.	Freq (MHz)	99% Bandwidth (MHz)		26 dB Bandwidth (MHz)		Emission Bandwidth Limit (MHz)	Pass /Fail
					Ant3	Ant4	Ant3	Ant4		
11a	6M	2	185	6875	17.59	17.24	21.38	21.59	320.00	Pass

U-NII-8 MIMO (CDD)										
Mod.	Data Rate	NTX	CH.	Freq (MHz)	99% Bandwidth (MHz)		26 dB Bandwidth (MHz)		Emission Bandwidth Limit (MHz)	Pass /Fail
					Ant3	Ant4	Ant3	Ant4		
11a	6M	2	189	6895	17.77	17.47	27.44	25.54	320.00	Pass
11a	6M	2	209	6995	17.97	17.41	28.46	23.70	320.00	Pass
11a	6M	2	229	7095	18.16	17.46	30.43	25.30	320.00	Pass

U-NII-5 MIMO (CDD)											
Mod.	Data Rate	NTX	CH.	Freq (MHz)	RU Config.	99% Bandwidth (MHz)		26 dB Bandwidth (MHz)		Emission Bandwidth Limit (MHz)	Pass /Fail
						Ant3	Ant4	Ant3	Ant4		
EHT20	MCS0	2	01	5955	Full	19.08	19.08	21.56	21.27	320.00	Pass
EHT20	MCS0	2	49	6195	Full	19.09	19.07	21.65	21.57	320.00	Pass
EHT20	MCS0	2	93	6415	Full	19.11	19.08	21.64	21.39	320.00	Pass
EHT40	MCS0	2	03	5965	Full	37.85	37.87	41.07	40.90	320.00	Pass
EHT40	MCS0	2	51	6205	Full	37.91	37.91	41.44	41.04	320.00	Pass
EHT40	MCS0	2	91	6405	Full	38.04	37.94	45.10	41.07	320.00	Pass
EHT80	MCS0	2	07	5985	Full	77.90	77.84	133.12	114.37	320.00	Pass
EHT80	MCS0	2	55	6225	Full	77.92	77.85	124.32	126.08	320.00	Pass
EHT80	MCS0	2	87	6385	Full	78.32	77.78	139.20	115.07	320.00	Pass
EHT160	MCS0	2	15	6025	Full	160.28	160.08	318.43	318.14	320.00	Pass
EHT160	MCS0	2	47	6185	Full	160.55	160.09	318.14	316.46	320.00	Pass
EHT160	MCS0	2	79	6345	Full	160.70	160.12	318.58	317.52	320.00	Pass

U-NII-6 MIMO (CDD)											
Mod.	Data Rate	NTX	CH.	Freq (MHz)	RU Config.	99% Bandwidth (MHz)		26 dB Bandwidth (MHz)		Emission Bandwidth Limit (MHz)	Pass /Fail
						Ant3	Ant4	Ant3	Ant4		
EHT20	MCS0	2	97	6435	Full	19.11	19.12	21.58	21.36	320.00	Pass
EHT20	MCS0	2	105	6475	Full	19.09	19.12	21.68	21.45	320.00	Pass
EHT20	MCS0	2	113	6515	Full	19.12	19.12	21.66	21.41	320.00	Pass
EHT40	MCS0	2	99	6445	Full	38.01	38.03	41.20	46.22	320.00	Pass
EHT40	MCS0	2	107	6485	Full	38.08	38.08	47.82	48.29	320.00	Pass
EHT80	MCS0	2	103	6465	Full	78.05	77.97	125.28	127.52	320.00	Pass

U-NII-6 Straddle channel MIMO (CDD)											
Mod.	Data Rate	NTX	CH.	Freq (MHz)	RU Config.	99% Bandwidth (MHz)		26 dB Bandwidth (MHz)		Emission Bandwidth Limit (MHz)	Pass /Fail
						Ant3	Ant4	Ant3	Ant4		
EHT40	MCS0	2	115	6525	Full	38.10	38.03	46.45	52.14	320.00	Pass
EHT80	MCS0	2	119	6545	Full	78.28	78.15	137.98	139.78	320.00	Pass
EHT160	MCS0	2	111	6505	Full	160.00	159.83	316.61	316.37	320.00	Pass

U-NII-7 MIMO (CDD)											
Mod.	Data Rate	NTX	CH.	Freq (MHz)	RU Config.	99% Bandwidth (MHz)		26 dB Bandwidth (MHz)		Emission Bandwidth Limit (MHz)	Pass /Fail
						Ant3	Ant4	Ant3	Ant4		
EHT20	MCS0	2	117	6535	Full	19.14	19.11	21.51	21.62	320.00	Pass
EHT20	MCS0	2	149	6695	Full	19.16	19.09	24.42	21.43	320.00	Pass
EHT20	MCS0	2	181	6855	Full	19.16	19.16	24.60	24.26	320.00	Pass
EHT40	MCS0	2	123	6565	Full	38.14	38.11	58.85	49.18	320.00	Pass
EHT40	MCS0	2	147	6685	Full	38.67	38.12	68.11	51.95	320.00	Pass
EHT40	MCS0	2	179	6845	Full	38.31	38.34	52.67	60.19	320.00	Pass
EHT80	MCS0	2	135	6625	Full	78.62	77.89	157.02	134.85	320.00	Pass
EHT80	MCS0	2	151	6705	Full	80.37	78.10	178.18	141.12	320.00	Pass
EHT80	MCS0	2	167	6785	Full	78.07	78.00	171.52	115.78	320.00	Pass
EHT160	MCS0	2	143	6665	Full	160.05	159.45	318.19	314.78	320.00	Pass

U-NII-7 Straddle channel MIMO (CDD)											
Mod.	Data Rate	NTX	CH.	Freq (MHz)	RU Config.	99% Bandwidth (MHz)		26 dB Bandwidth (MHz)		Emission Bandwidth Limit (MHz)	Pass /Fail
						Ant3	Ant4	Ant3	Ant4		
EHT20	MCS0	2	185	6875	Full	19.16	19.16	21.98	22.42	320.00	Pass
EHT40	MCS0	2	187	6885	Full	38.27	38.27	55.42	55.60	320.00	Pass
EHT80	MCS0	2	183	6865	Full	78.46	78.16	147.78	165.31	320.00	Pass
EHT160	MCS0	2	175	6825	Full	160.93	160.80	317.38	319.82	320.00	Pass

U-NII-8 MIMO (CDD)											
Mod.	Data Rate	NTX	CH.	Freq (MHz)	RU Config.	99% Bandwidth (MHz)		26 dB Bandwidth (MHz)		Emission Bandwidth Limit (MHz)	Pass /Fail
						Ant3	Ant4	Ant3	Ant4		
EHT20	MCS0	2	189	6895	Full	19.25	19.23	31.70	28.16	320.00	Pass
EHT20	MCS0	2	209	6995	Full	19.34	19.24	30.62	27.69	320.00	Pass
EHT20	MCS0	2	229	7095	Full	19.44	19.25	34.19	28.82	320.00	Pass
EHT40	MCS0	2	195	6925	Full	44.76	39.07	78.27	69.97	320.00	Pass
EHT40	MCS0	2	211	7005	Full	47.05	41.08	84.70	73.10	320.00	Pass
EHT40	MCS0	2	227	7085	Full	46.05	39.92	84.83	77.10	320.00	Pass
EHT80	MCS0	2	199	6945	Full	81.25	78.71	180.83	162.46	320.00	Pass
EHT80	MCS0	2	215	7025	Full	79.46	78.42	169.44	162.02	320.00	Pass
EHT160	MCS0	2	207	6985	Full	160.21	160.16	316.42	313.97	320.00	Pass

3.1.6 Test Plot of 26dB & 99% Occupied Bandwidth

Note: The EBW spectrum setting is as following table for different nominal bandwidth.

Setting	20MHz	40MHz	80MHz	160MHz
RBW	500kHz	1MHz	2MHz	5MHz
VBW	2MHz	3MHz	10MHz	20MHz

MIMO <Ant. 3+4>

<CDD Mode>

<802.11a>

99% Occupied Bandwidth	26dB Bandwidth
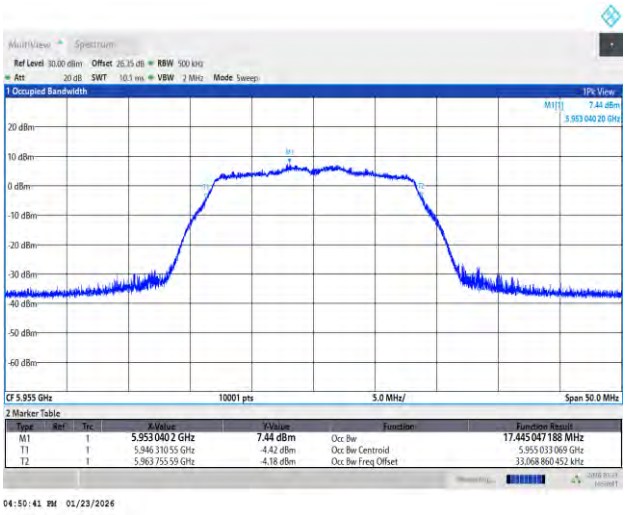	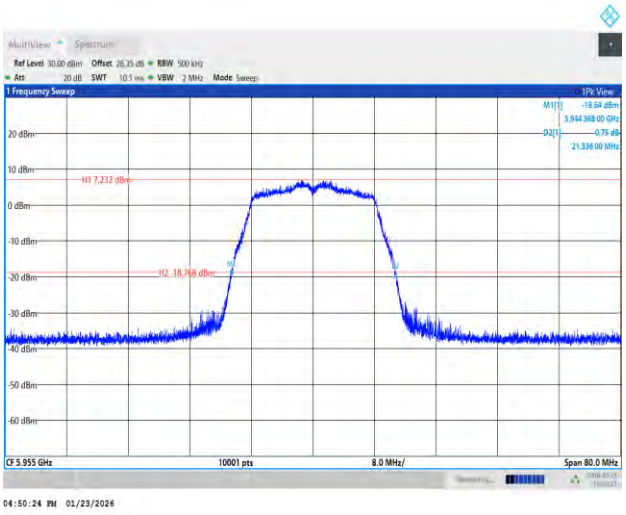

Note: The occupied channel bandwidth is maintained within the band of operation for all of the modulations.

<802.11be EHT20>

99% Occupied Bandwidth	26dB Bandwidth
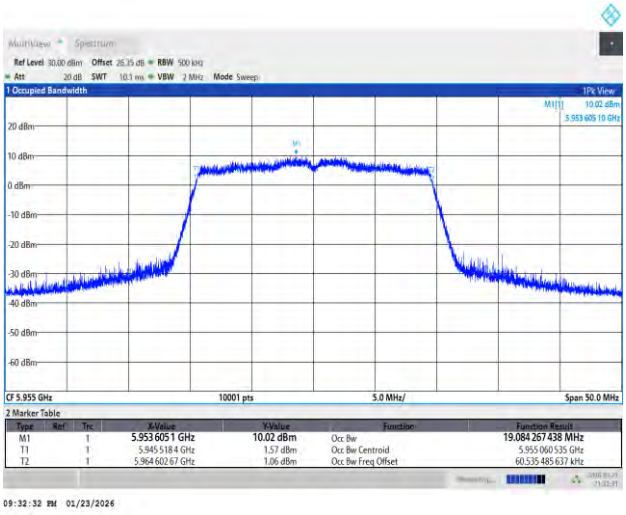	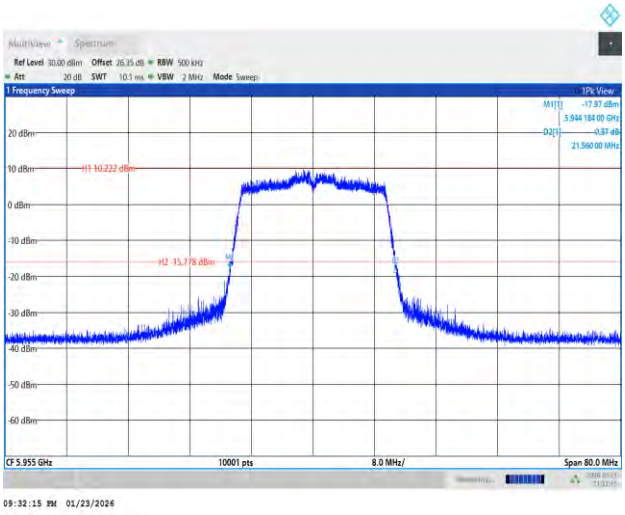

Note: The occupied channel bandwidth is maintained within the band of operation for all of the modulations.

<802.11be EHT40>

99% Occupied Bandwidth	26dB Bandwidth
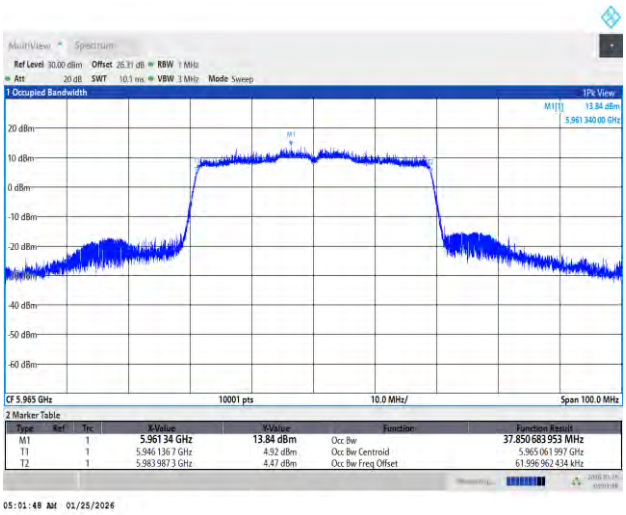	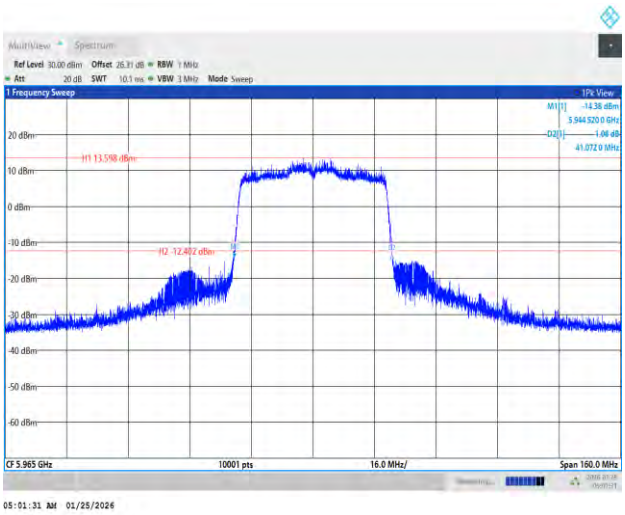

Note: The occupied channel bandwidth is maintained within the band of operation for all of the modulations.

<802.11be EHT80>

99% Occupied Bandwidth	26dB Bandwidth
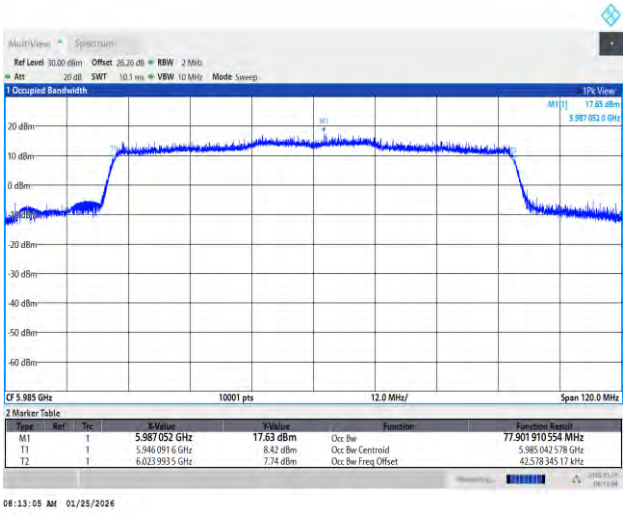	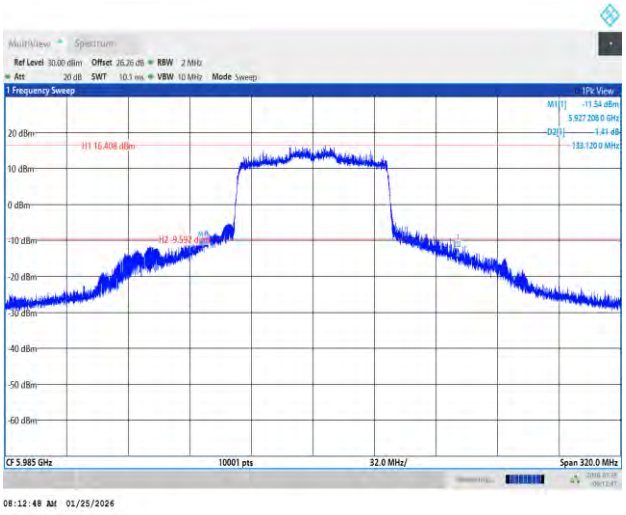

Note: The occupied channel bandwidth is maintained within the band of operation for all of the modulations.

<802.11be EHT160>

99% Occupied Bandwidth	26dB Bandwidth
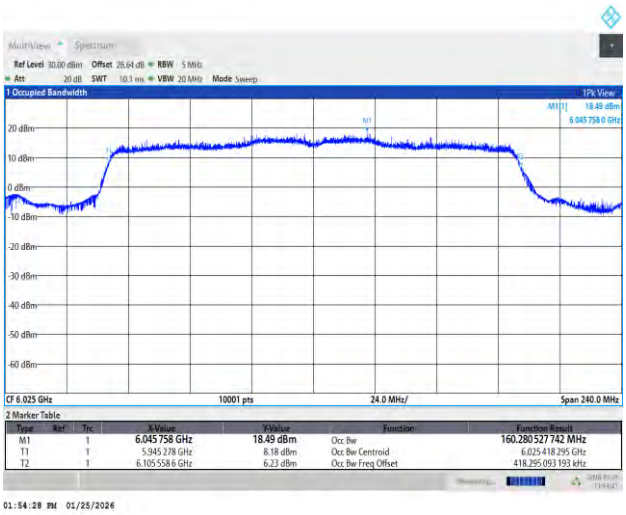	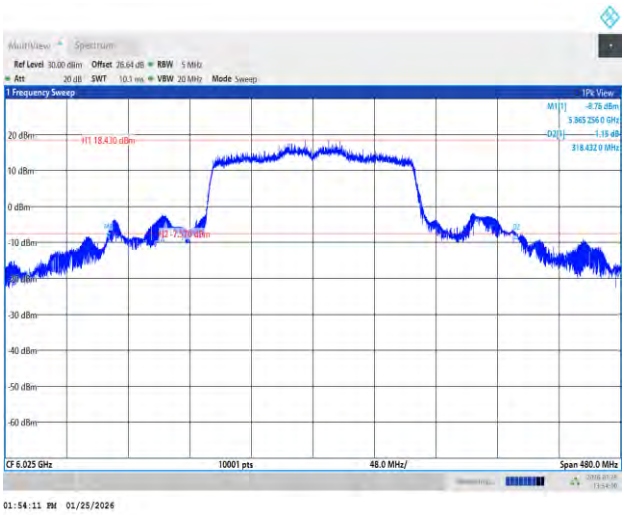

Note: The occupied channel bandwidth is maintained within the band of operation for all of the modulations.

3.2 Fundamental Maximum EIRP Measurement

3.2.1 Limit of Fundamental Maximum EIRP

<FCC 14-30 CFR 15.407>

(a)(8) For client devices operating under the control of an indoor access point in the 5.925-7.125 GHz bands, the maximum e.i.r.p. over the frequency band of operation must not exceed 24 dBm.

3.2.2 Measuring Instruments

Please refer to the measuring equipment list in this test report.

3.2.3 Test Procedures

The testing follows Method PM-G of FCC KDB 789033 D02 General UNII Test Procedures New Rules v02r01.

Method PM-G (Measurement using a gated RF average power meter):

1. Measurement is performed using a wideband RF power meter.
2. The EUT is configured to transmit at its maximum power control level.
3. Measure the average power of the transmitter.
4. Since the measurement is made only during the ON time of the transmitter, no duty cycle correction factor is required.
5. For MIMO mode, calculation method follows FCC KDB 662911 D01 Multiple Transmitter Output v02r01.

3.2.4 Test Setup

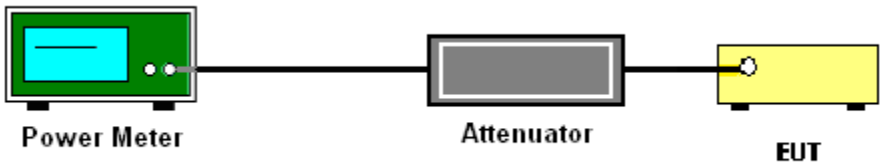

3.2.5 Test Result of Fundamental Maximum EIRP

MIMO <Ant. 3+4>

<CDD Mode>

U-NII-5 MIMO (CDD)													
Mod.	Data Rate	NTX	CH.	Freq (MHz)	Conducted Power (dBm)			DG (dBi)		EIRP Power (dBm)		EIRP Power Limit (dBm)	Pass /Fail
					Ant3	Ant4	SUM	Ant3	Ant4	Ant3	Ant4		
11a	6M	2	01	5955	10.60	10.47	13.55	-6.40		7.15		24.00	Pass
11a	6M	2	49	6195	10.76	10.84	13.81	-6.40		7.41		24.00	Pass
11a	6M	2	93	6415	11.00	10.07	13.57	-6.40		7.17		24.00	Pass

U-NII-6 MIMO (CDD)													
Mod.	Data Rate	NTX	CH.	Freq (MHz)	Conducted Power (dBm)			DG (dBi)		EIRP Power (dBm)		EIRP Power Limit (dBm)	Pass /Fail
					Ant3	Ant4	SUM	Ant3	Ant4	Ant3	Ant4		
11a	6M	2	97	6435	11.70	11.77	14.75	-7.86		6.89		24.00	Pass
11a	6M	2	105	6475	11.72	11.87	14.81	-7.86		6.95		24.00	Pass
11a	6M	2	113	6515	11.54	12.00	14.79	-7.86		6.93		24.00	Pass

U-NII-7 MIMO (CDD)													
Mod.	Data Rate	NTX	CH.	Freq (MHz)	Conducted Power (dBm)			DG (dBi)		EIRP Power (dBm)		EIRP Power Limit (dBm)	Pass /Fail
					Ant3	Ant4	SUM	Ant3	Ant4	Ant3	Ant4		
11a	6M	2	117	6535	12.25	12.50	15.39	-7.98		7.41		24.00	Pass
11a	6M	2	149	6695	12.30	11.99	15.16	-7.98		7.18		24.00	Pass
11a	6M	2	181	6855	11.62	12.50	15.09	-7.98		7.11		24.00	Pass

U-NII-7 Straddle channel MIMO (CDD)													
Mod.	Data Rate	NTX	CH.	Freq (MHz)	Conducted Power (dBm)			DG (dBi)		EIRP Power (dBm)		EIRP Power Limit (dBm)	Pass /Fail
					Ant3	Ant4	SUM	Ant3	Ant4	Ant3	Ant4		
11a	6M	2	185	6875	11.82	12.40	15.13	-7.98		7.15		24.00	Pass

U-NII-8 MIMO (CDD)													
Mod.	Data Rate	NTX	CH.	Freq (MHz)	Conducted Power (dBm)			DG (dBi)		EIRP Power (dBm)		EIRP Power Limit (dBm)	Pass /Fail
					Ant3	Ant4	SUM	Ant3	Ant4	Ant3	Ant4		
11a	6M	2	189	6895	13.31	14.00	16.68	-9.55		7.13		24.00	Pass
11a	6M	2	209	6995	13.95	13.63	16.80	-9.55		7.25		24.00	Pass
11a	6M	2	229	7095	13.90	13.22	16.58	-9.55		7.03		24.00	Pass

U-NII-5 MIMO (CDD)														
Mod.	Data Rate	NTX	CH.	Freq (MHz)	RU Config.	Conducted Power (dBm)			DG (dBi)		EIRP Power (dBm)		EIRP Power Limit (dBm)	Pass /Fail
						Ant3	Ant4	SUM	Ant3	Ant4	Ant3	Ant4		
HE20	MCS0	2	01	5955	Full	10.93	10.94	13.95	-6.40		7.55		24.00	Pass
HE20	MCS0	2	01	5955	26RU/0	0.95	1.75	4.38	-6.40		-2.02		24.00	Pass
HE20	MCS0	2	01	5955	52RU/37	4.29	5.31	7.84	-6.40		1.44		24.00	Pass
HE20	MCS0	2	01	5955	106RU/53	6.96	7.86	10.44	-6.40		4.04		24.00	Pass
HE20	MCS0	2	49	6195	Full	11.23	10.69	13.98	-6.40		7.58		24.00	Pass
HE20	MCS0	2	49	6195	26RU/4	1.44	2.60	5.07	-6.40		-1.33		24.00	Pass
HE20	MCS0	2	49	6195	52RU/38	4.27	4.89	7.60	-6.40		1.20		24.00	Pass
HE20	MCS0	2	49	6195	106RU/53	6.66	7.43	10.07	-6.40		3.67		24.00	Pass
HE20	MCS0	2	93	6415	Full	11.40	10.26	13.88	-6.40		7.48		24.00	Pass
HE20	MCS0	2	93	6415	26RU/8	2.34	0.96	4.71	-6.40		-1.69		24.00	Pass
HE20	MCS0	2	93	6415	52RU/40	5.20	3.51	7.45	-6.40		1.05		24.00	Pass
HE20	MCS0	2	93	6415	106RU/54	8.38	7.10	10.80	-6.40		4.40		24.00	Pass
HE40	MCS0	2	03	5965	Full	14.00	13.89	16.96	-6.40		10.56		24.00	Pass
HE40	MCS0	2	51	6205	Full	13.49	13.48	16.50	-6.40		10.10		24.00	Pass
HE40	MCS0	2	91	6405	Full	14.40	12.99	16.76	-6.40		10.36		24.00	Pass
HE80	MCS0	2	07	5985	Full	16.98	16.81	19.91	-6.40		13.51		24.00	Pass
HE80	MCS0	2	55	6225	Full	17.25	16.84	20.06	-6.40		13.66		24.00	Pass
HE80	MCS0	2	87	6385	Full	17.32	15.71	19.60	-6.40		13.20		24.00	Pass
HE160	MCS0	2	15	6025	Full	19.05	19.22	22.15	-6.40		15.75		24.00	Pass
HE160	MCS0	2	47	6185	Full	18.98	18.84	21.92	-6.40		15.52		24.00	Pass
HE160	MCS0	2	79	6345	Full	19.38	18.34	21.90	-6.40		15.50		24.00	Pass

U-NII-6 MIMO (CDD)														
Mod.	Data Rate	NTX	CH.	Freq (MHz)	RU Config.	Conducted Power (dBm)			DG (dBi)		EIRP Power (dBm)		EIRP Power Limit (dBm)	Pass /Fail
						Ant3	Ant4	SUM	Ant3	Ant4	Ant3	Ant4		
HE20	MCS0	2	97	6435	Full	12.28	12.19	15.25	-7.86		7.39		24.00	Pass
HE20	MCS0	2	97	6435	26RU/0	2.15	3.59	5.94	-7.86		-1.92		24.00	Pass
HE20	MCS0	2	97	6435	52RU/37	5.54	6.14	8.86	-7.86		1.00		24.00	Pass
HE20	MCS0	2	97	6435	106RU/53	8.15	8.80	11.50	-7.86		3.64		24.00	Pass
HE20	MCS0	2	105	6475	Full	12.16	11.94	15.06	-7.86		7.20		24.00	Pass
HE20	MCS0	2	105	6475	26RU/4	3.81	4.59	7.23	-7.86		-0.63		24.00	Pass
HE20	MCS0	2	105	6475	52RU/38	4.81	6.26	8.61	-7.86		0.75		24.00	Pass
HE20	MCS0	2	105	6475	106RU/53	7.63	8.42	11.05	-7.86		3.19		24.00	Pass
HE20	MCS0	2	113	6515	Full	11.98	12.05	15.03	-7.86		7.17		24.00	Pass
HE20	MCS0	2	113	6515	26RU/8	2.42	3.71	6.12	-7.86		-1.74		24.00	Pass
HE20	MCS0	2	113	6515	52RU/40	5.21	6.90	9.15	-7.86		1.29		24.00	Pass
HE20	MCS0	2	113	6515	106RU/54	7.50	8.56	11.07	-7.86		3.21		24.00	Pass
HE40	MCS0	2	99	6445	Full	15.04	15.12	18.09	-7.86		10.23		24.00	Pass
HE40	MCS0	2	107	6485	Full	15.14	15.34	18.25	-7.86		10.39		24.00	Pass
HE80	MCS0	2	103	6465	Full	18.16	17.90	21.04	-7.86		13.18		24.00	Pass

U-NII-6 Straddle channel MIMO (CDD)														
Mod.	Data Rate	NTX	CH.	Freq (MHz)	RU Config.	Conducted Power (dBm)			DG (dBi)		EIRP Power (dBm)		EIRP Power Limit (dBm)	Pass /Fail
						Ant3	Ant4	SUM	Ant3	Ant4	Ant3	Ant4		
HE40	MCS0	2	115	6525	Full	14.55	15.02	17.80	-7.86		9.94		24.00	Pass
HE80	MCS0	2	119	6545	Full	18.04	18.43	21.25	-7.86		13.39		24.00	Pass
HE160	MCS0	2	111	6505	Full	16.76	17.10	19.94	-7.86		12.08		24.00	Pass

U-NII-7 MIMO (CDD)														
Mod.	Data Rate	NTX	CH.	Freq (MHz)	RU Config.	Conducted Power (dBm)			DG (dBi)		EIRP Power (dBm)		EIRP Power Limit (dBm)	Pass /Fail
						Ant3	Ant4	SUM	Ant3	Ant4	Ant3	Ant4		
HE20	MCS0	2	117	6535	Full	12.49	12.71	15.61	-7.98		7.63		24.00	Pass
HE20	MCS0	2	117	6535	26RU/0	2.13	3.82	6.07	-7.98		-1.91		24.00	Pass
HE20	MCS0	2	117	6535	52RU/37	5.29	6.44	8.91	-7.98		0.93		24.00	Pass
HE20	MCS0	2	117	6535	106RU/53	7.72	8.89	11.35	-7.98		3.37		24.00	Pass
HE20	MCS0	2	149	6695	Full	12.68	12.12	15.42	-7.98		7.44		24.00	Pass
HE20	MCS0	2	149	6695	26RU/4	4.48	4.28	7.39	-7.98		-0.59		24.00	Pass
HE20	MCS0	2	149	6695	52RU/38	6.19	6.28	9.25	-7.98		1.27		24.00	Pass
HE20	MCS0	2	149	6695	106RU/53	7.15	7.35	10.26	-7.98		2.28		24.00	Pass
HE20	MCS0	2	181	6855	Full	12.01	12.80	15.43	-7.98		7.45		24.00	Pass
HE20	MCS0	2	181	6855	26RU/8	2.82	3.88	6.39	-7.98		-1.59		24.00	Pass
HE20	MCS0	2	181	6855	52RU/40	5.50	6.69	9.15	-7.98		1.17		24.00	Pass
HE20	MCS0	2	181	6855	106RU/54	7.67	9.23	11.53	-7.98		3.55		24.00	Pass
HE40	MCS0	2	123	6565	Full	15.40	15.79	18.61	-7.98		10.63		24.00	Pass
HE40	MCS0	2	147	6685	Full	15.70	15.18	18.46	-7.98		10.48		24.00	Pass
HE40	MCS0	2	179	6845	Full	14.65	15.90	18.33	-7.98		10.35		24.00	Pass
HE80	MCS0	2	135	6625	Full	18.87	18.24	21.58	-7.98		13.60		24.00	Pass
HE80	MCS0	2	151	6705	Full	18.77	18.43	21.61	-7.98		13.63		24.00	Pass
HE80	MCS0	2	167	6785	Full	17.25	18.50	20.93	-7.98		12.95		24.00	Pass
HE160	MCS0	2	143	6665	Full	16.00	16.10	19.06	-7.98		11.08		24.00	Pass

U-NII-7 Straddle channel MIMO (CDD)														
Mod.	Data Rate	NTX	CH.	Freq (MHz)	RU Config.	Conducted Power (dBm)			DG (dBi)		EIRP Power (dBm)		EIRP Power Limit (dBm)	Pass /Fail
						Ant3	Ant4	SUM	Ant3	Ant4	Ant3	Ant4		
HE20	MCS0	2	185	6875	Full	12.01	12.70	15.38	-7.98		7.40		24.00	Pass
HE20	MCS0	2	185	6875	26RU/8	2.62	4.10	6.43	-7.98		-1.55		24.00	Pass
HE20	MCS0	2	185	6875	52RU/40	5.31	6.88	9.18	-7.98		1.20		24.00	Pass
HE20	MCS0	2	185	6875	106RU/54	7.86	9.48	11.76	-7.98		3.78		24.00	Pass
HE40	MCS0	2	187	6885	Full	14.89	15.90	18.43	-7.98		10.45		24.00	Pass
HE80	MCS0	2	183	6865	Full	17.89	18.90	21.43	-7.98		13.45		24.00	Pass
HE160	MCS0	2	175	6825	Full	17.17	18.87	21.11	-7.98		13.13		24.00	Pass

U-NII-8 MIMO (CDD)														
Mod.	Data Rate	NTX	CH.	Freq (MHz)	RU Config.	Conducted Power (dBm)			DG (dBi)		EIRP Power (dBm)		EIRP Power Limit (dBm)	Pass /Fail
						Ant3	Ant4	SUM	Ant3	Ant4	Ant3	Ant4		
HE20	MCS0	2	189	6895	Full	13.46	14.40	16.97	-9.55		7.42		24.00	Pass
HE20	MCS0	2	189	6895	26RU/0	4.25	5.88	8.15	-9.55		-1.40		24.00	Pass
HE20	MCS0	2	189	6895	52RU/37	7.12	8.50	10.87	-9.55		1.32		24.00	Pass
HE20	MCS0	2	189	6895	106RU/53	11.01	12.28	14.70	-9.55		5.15		24.00	Pass
HE20	MCS0	2	209	6995	Full	14.20	14.33	17.28	-9.55		7.73		24.00	Pass
HE20	MCS0	2	209	6995	26RU/4	6.10	5.68	8.91	-9.55		-0.64		24.00	Pass
HE20	MCS0	2	209	6995	52RU/38	7.50	7.07	10.30	-9.55		0.75		24.00	Pass
HE20	MCS0	2	209	6995	106RU/53	12.16	11.96	15.07	-9.55		5.52		24.00	Pass
HE20	MCS0	2	229	7095	Full	14.30	13.71	17.03	-9.55		7.48		24.00	Pass
HE20	MCS0	2	229	7095	26RU/8	4.62	3.69	7.19	-9.55		-2.36		24.00	Pass
HE20	MCS0	2	229	7095	52RU/40	8.13	6.93	10.58	-9.55		1.03		24.00	Pass
HE20	MCS0	2	229	7095	106RU/54	11.97	10.98	14.51	-9.55		4.96		24.00	Pass
HE40	MCS0	2	195	6925	Full	17.25	17.43	20.35	-9.55		10.80		24.00	Pass
HE40	MCS0	2	211	7005	Full	17.10	16.72	19.92	-9.55		10.37		24.00	Pass
HE40	MCS0	2	227	7085	Full	17.53	16.62	20.11	-9.55		10.56		24.00	Pass
HE80	MCS0	2	199	6945	Full	18.99	19.21	22.11	-9.55		12.56		24.00	Pass
HE80	MCS0	2	215	7025	Full	19.28	18.65	21.99	-9.55		12.44		24.00	Pass
HE160	MCS0	2	207	6985	Full	17.55	17.49	20.53	-9.55		10.98		24.00	Pass

U-NII-5 MIMO (CDD)														
Mod.	Data Rate	NTX	CH.	Freq (MHz)	RU Config.	Conducted Power (dBm)			DG (dBi)		EIRP Power (dBm)		EIRP Power Limit (dBm)	Pass /Fail
						Ant3	Ant4	SUM	Ant3	Ant4	Ant3	Ant4		
EHT20	MCS0	2	01	5955	Full	11.42	11.41	14.43	-6.40		8.03		24.00	Pass
EHT20	MCS0	2	01	5955	26RU/0	1.79	2.24	5.03	-6.40		-1.37		24.00	Pass
EHT20	MCS0	2	01	5955	52RU/37	5.31	6.32	8.85	-6.40		2.45		24.00	Pass
EHT20	MCS0	2	01	5955	106RU/53	7.76	7.98	10.88	-6.40		4.48		24.00	Pass
EHT20	MCS0	2	01	5955	52T+26T/70	6.63	7.20	9.93	-6.40		3.53		24.00	Pass
EHT20	MCS0	2	01	5955	106T+26T/82	7.93	7.91	10.93	-6.40		4.53		24.00	Pass
EHT20	MCS0	2	49	6195	Full	11.29	11.18	14.25	-6.40		7.85		24.00	Pass
EHT20	MCS0	2	49	6195	26RU/4	2.51	2.93	5.74	-6.40		-0.66		24.00	Pass
EHT20	MCS0	2	49	6195	52RU/38	4.65	5.20	7.94	-6.40		1.54		24.00	Pass
EHT20	MCS0	2	49	6195	106RU/53	8.09	7.92	11.02	-6.40		4.62		24.00	Pass
EHT20	MCS0	2	49	6195	52T+26T/71	6.79	7.12	9.97	-6.40		3.57		24.00	Pass
EHT20	MCS0	2	49	6195	106T+26T/83	7.89	8.17	11.04	-6.40		4.64		24.00	Pass
EHT20	MCS0	2	93	6415	Full	11.50	10.54	14.06	-6.40		7.66		24.00	Pass
EHT20	MCS0	2	93	6415	26RU/8	2.61	1.25	4.99	-6.40		-1.41		24.00	Pass
EHT20	MCS0	2	93	6415	52RU/40	5.58	4.51	8.09	-6.40		1.69		24.00	Pass
EHT20	MCS0	2	93	6415	106RU/54	8.53	7.12	10.89	-6.40		4.49		24.00	Pass
EHT20	MCS0	2	93	6415	52T+26T/72	7.22	5.65	9.52	-6.40		3.12		24.00	Pass
EHT20	MCS0	2	93	6415	106T+26T/83	8.58	7.03	10.88	-6.40		4.48		24.00	Pass
EHT40	MCS0	2	03	5965	Full	14.08	14.00	17.05	-6.40		10.65		24.00	Pass
EHT40	MCS0	2	51	6205	Full	14.05	14.07	17.07	-6.40		10.67		24.00	Pass
EHT40	MCS0	2	91	6405	Full	14.50	13.16	16.89	-6.40		10.49		24.00	Pass
EHT80	MCS0	2	07	5985	Full	17.18	17.22	20.21	-6.40		13.81		24.00	Pass
EHT80	MCS0	2	07	5985	Puncture20 /8	16.35	16.02	19.20	-6.40		12.80		24.00	Pass
EHT80	MCS0	2	55	6225	Full	17.30	17.00	20.16	-6.40		13.76		24.00	Pass
EHT80	MCS0	2	55	6225	Puncture20 /2	15.42	15.56	18.50	-6.40		12.10		24.00	Pass
EHT80	MCS0	2	55	6225	Puncture20 /4	16.15	15.76	18.97	-6.40		12.57		24.00	Pass
EHT80	MCS0	2	87	6385	Full	17.39	16.27	19.88	-6.40		13.48		24.00	Pass
EHT80	MCS0	2	87	6385	Puncture20 /1	16.48	15.40	18.98	-6.40		12.58		24.00	Pass

U-NII-5 MIMO (CDD)														
Mod.	Data Rate	NTX	CH.	Freq (MHz)	RU Config.	Conducted Power (dBm)			DG (dBi)		EIRP Power (dBm)		EIRP Power Limit (dBm)	Pass /Fail
						Ant3	Ant4	SUM	Ant3	Ant4	Ant3	Ant4		
EHT160	MCS0	2	15	6025	Full	19.39	19.56	22.49	-6.40		16.09		24.00	Pass
EHT160	MCS0	2	15	6025	Puncture20 /128	19.24	19.39	22.33	-6.40		15.93		24.00	Pass
EHT160	MCS0	2	15	6025	Puncture40 /192	19.02	19.07	22.06	-6.40		15.66		24.00	Pass
EHT160	MCS0	2	47	6185	Full	19.32	19.29	22.32	-6.40		15.92		24.00	Pass
EHT160	MCS0	2	47	6185	Puncture20 /16	19.07	19.09	22.09	-6.40		15.69		24.00	Pass
EHT160	MCS0	2	47	6185	Puncture40 /48	18.05	18.19	21.13	-6.40		14.73		24.00	Pass
EHT160	MCS0	2	79	6345	Full	19.82	18.73	22.32	-6.40		15.92		24.00	Pass
EHT160	MCS0	2	79	6345	Puncture20 /1	18.97	17.90	21.48	-6.40		15.08		24.00	Pass
EHT160	MCS0	2	79	6345	Puncture40 /3	18.12	17.18	20.69	-6.40		14.29		24.00	Pass

U-NII-6 MIMO (CDD)														
Mod.	Data Rate	NTX	CH.	Freq (MHz)	RU Config.	Conducted Power (dBm)			DG (dBi)		EIRP Power (dBm)		EIRP Power Limit (dBm)	Pass /Fail
						Ant3	Ant4	SUM	Ant3	Ant4	Ant3	Ant4		
EHT20	MCS0	2	97	6435	Full	12.36	12.40	15.39	-7.86		7.53		24.00	Pass
EHT20	MCS0	2	97	6435	26RU/0	2.51	3.82	6.22	-7.86		-1.64		24.00	Pass
EHT20	MCS0	2	97	6435	52RU/37	5.79	6.36	9.09	-7.86		1.23		24.00	Pass
EHT20	MCS0	2	97	6435	106RU/53	8.42	9.21	11.84	-7.86		3.98		24.00	Pass
EHT20	MCS0	2	97	6435	52T+26T/70	7.42	8.49	11.00	-7.86		3.14		24.00	Pass
EHT20	MCS0	2	97	6435	106T+26T/82	8.41	9.29	11.88	-7.86		4.02		24.00	Pass
EHT20	MCS0	2	105	6475	Full	12.40	12.47	15.45	-7.86		7.59		24.00	Pass
EHT20	MCS0	2	105	6475	26RU/4	4.08	4.66	7.39	-7.86		-0.47		24.00	Pass
EHT20	MCS0	2	105	6475	52RU/38	6.16	7.23	9.74	-7.86		1.88		24.00	Pass
EHT20	MCS0	2	105	6475	106RU/53	8.06	8.81	11.46	-7.86		3.60		24.00	Pass
EHT20	MCS0	2	105	6475	52T+26T/71	7.04	8.53	10.86	-7.86		3.00		24.00	Pass
EHT20	MCS0	2	105	6475	106T+26T/83	10.75	10.94	13.86	-7.86		6.00		24.00	Pass
EHT20	MCS0	2	113	6515	Full	12.29	12.50	15.41	-7.86		7.55		24.00	Pass
EHT20	MCS0	2	113	6515	26RU/8	2.69	3.73	6.25	-7.86		-1.61		24.00	Pass
EHT20	MCS0	2	113	6515	52RU/40	5.25	7.01	9.23	-7.86		1.37		24.00	Pass
EHT20	MCS0	2	113	6515	106RU/54	7.68	8.58	11.16	-7.86		3.30		24.00	Pass
EHT20	MCS0	2	113	6515	52T+26T/72	7.35	8.30	10.86	-7.86		3.00		24.00	Pass
EHT20	MCS0	2	113	6515	106T+26T/83	10.60	11.38	14.02	-7.86		6.16		24.00	Pass
EHT40	MCS0	2	99	6445	Full	15.39	15.12	18.27	-7.86		10.41		24.00	Pass
EHT40	MCS0	2	107	6485	Full	15.41	15.35	18.39	-7.86		10.53		24.00	Pass
EHT80	MCS0	2	103	6465	Full	18.26	18.28	21.28	-7.86		13.42		24.00	Pass
EHT80	MCS0	2	103	6465	Puncture20 /8	17.76	17.92	20.85	-7.86		12.99		24.00	Pass

U-NII-6 Straddle channel MIMO (CDD)														
Mod.	Data Rate	NTX	CH.	Freq (MHz)	RU Config.	Conducted Power (dBm)			DG (dBi)		EIRP Power (dBm)		EIRP Power Limit (dBm)	Pass /Fail
						Ant3	Ant4	SUM	Ant3	Ant4	Ant3	Ant4		
EHT40	MCS0	2	115	6525	Full	15.02	15.50	18.28	-7.86		10.42		24.00	Pass
EHT80	MCS0	2	119	6545	Full	18.11	18.49	21.31	-7.86		13.45		24.00	Pass
EHT80	MCS0	2	119	6545	Puncture20 /8	17.38	17.71	20.56	-7.86		12.70		24.00	Pass
EHT160	MCS0	2	111	6505	Full	16.93	17.60	20.29	-7.86		12.43		24.00	Pass
EHT160	MCS0	2	111	6505	Puncture20 /1	16.68	17.24	19.98	-7.86		12.12		24.00	Pass
EHT160	MCS0	2	111	6505	Puncture40 /3	16.37	17.04	19.73	-7.86		11.87		24.00	Pass

U-NII-7 MIMO (CDD)														
Mod.	Data Rate	NTX	CH.	Freq (MHz)	RU Config.	Conducted Power (dBm)			DG (dBi)		EIRP Power (dBm)		EIRP Power Limit (dBm)	Pass /Fail
						Ant3	Ant4	SUM	Ant3	Ant4	Ant3	Ant4		
EHT20	MCS0	2	117	6535	Full	12.69	12.80	15.76	-7.98		7.78		24.00	Pass
EHT20	MCS0	2	117	6535	26RU/0	2.61	3.86	6.29	-7.98		-1.69		24.00	Pass
EHT20	MCS0	2	117	6535	52RU/37	5.47	6.73	9.16	-7.98		1.18		24.00	Pass
EHT20	MCS0	2	117	6535	106RU/53	8.07	9.00	11.57	-7.98		3.59		24.00	Pass
EHT20	MCS0	2	117	6535	52T+26T/70	7.88	8.93	11.45	-7.98		3.47		24.00	Pass
EHT20	MCS0	2	117	6535	106T+26T/82	10.95	11.68	14.34	-7.98		6.36		24.00	Pass
EHT20	MCS0	2	149	6695	Full	12.94	12.61	15.79	-7.98		7.81		24.00	Pass
EHT20	MCS0	2	149	6695	26RU/4	4.73	4.32	7.54	-7.98		-0.44		24.00	Pass
EHT20	MCS0	2	149	6695	52RU/38	6.26	6.35	9.32	-7.98		1.34		24.00	Pass
EHT20	MCS0	2	149	6695	106RU/53	8.12	7.35	10.76	-7.98		2.78		24.00	Pass
EHT20	MCS0	2	149	6695	52T+26T/71	8.01	7.70	10.87	-7.98		2.89		24.00	Pass
EHT20	MCS0	2	149	6695	106T+26T/83	11.40	11.01	14.22	-7.98		6.24		24.00	Pass
EHT20	MCS0	2	181	6855	Full	12.32	12.90	15.63	-7.98		7.65		24.00	Pass
EHT20	MCS0	2	181	6855	26RU/8	2.98	3.98	6.52	-7.98		-1.46		24.00	Pass
EHT20	MCS0	2	181	6855	52RU/40	5.87	7.04	9.50	-7.98		1.52		24.00	Pass
EHT20	MCS0	2	181	6855	106RU/54	7.77	9.45	11.70	-7.98		3.72		24.00	Pass
EHT20	MCS0	2	181	6855	52T+26T/72	7.45	9.09	11.36	-7.98		3.38		24.00	Pass
EHT20	MCS0	2	181	6855	106T+26T/83	10.64	12.36	14.59	-7.98		6.61		24.00	Pass
EHT40	MCS0	2	123	6565	Full	15.55	15.80	18.69	-7.98		10.71		24.00	Pass
EHT40	MCS0	2	147	6685	Full	15.80	15.28	18.56	-7.98		10.58		24.00	Pass
EHT40	MCS0	2	179	6845	Full	15.00	16.00	18.54	-7.98		10.56		24.00	Pass
EHT80	MCS0	2	135	6625	Full	19.00	18.33	21.69	-7.98		13.71		24.00	Pass
EHT80	MCS0	2	135	6625	Puncture20 /8	18.17	17.47	20.84	-7.98		12.86		24.00	Pass
EHT80	MCS0	2	151	6705	Full	18.88	18.58	21.74	-7.98		13.76		24.00	Pass
EHT80	MCS0	2	151	6705	Puncture20 /2	17.24	16.71	19.99	-7.98		12.01		24.00	Pass
EHT80	MCS0	2	151	6705	Puncture20 /4	17.49	16.81	20.17	-7.98		12.19		24.00	Pass
EHT80	MCS0	2	167	6785	Full	17.86	18.80	21.37	-7.98		13.39		24.00	Pass
EHT80	MCS0	2	167	6785	Puncture20 /1	16.91	18.07	20.54	-7.98		12.56		24.00	Pass

U-NII-7 MIMO (CDD)														
Mod.	Data Rate	NTX	CH.	Freq (MHz)	RU Config.	Conducted Power (dBm)			DG (dBi)		EIRP Power (dBm)		EIRP Power Limit (dBm)	Pass /Fail
						Ant3	Ant4	SUM	Ant3	Ant4	Ant3	Ant4		
EHT160	MCS0	2	143	6665	Full	16.39	16.62	19.52	-7.98		11.54		24.00	Pass
EHT160	MCS0	2	143	6665	Puncture20 /128	16.02	16.10	19.07	-7.98		11.09		24.00	Pass
EHT160	MCS0	2	143	6665	Puncture40 /192	16.30	16.01	19.17	-7.98		11.19		24.00	Pass

U-NII-7 Straddle channel MIMO (CDD)														
Mod.	Data Rate	NTX	CH.	Freq (MHz)	RU Config.	Conducted Power (dBm)			DG (dBi)		EIRP Power (dBm)		EIRP Power Limit (dBm)	Pass /Fail
						Ant3	Ant4	SUM	Ant3	Ant4	Ant3	Ant4		
EHT20	MCS0	2	185	6875	Full	12.16	13.00	15.61	-7.98		7.63		24.00	Pass
EHT20	MCS0	2	185	6875	26RU/8	3.10	4.17	6.68	-7.98		-1.30		24.00	Pass
EHT20	MCS0	2	185	6875	52RU/40	5.50	7.24	9.47	-7.98		1.49		24.00	Pass
EHT20	MCS0	2	185	6875	106RU/54	8.29	9.58	11.99	-7.98		4.01		24.00	Pass
EHT20	MCS0	2	185	6875	52T+26T/72	7.59	8.48	11.07	-7.98		3.09		24.00	Pass
EHT20	MCS0	2	185	6875	106T+26T/83	8.25	9.58	11.98	-7.98		4.00		24.00	Pass
EHT40	MCS0	2	187	6885	Full	14.93	16.00	18.51	-7.98		10.53		24.00	Pass
EHT80	MCS0	2	183	6865	Full	18.02	19.00	21.55	-7.98		13.57		24.00	Pass
EHT80	MCS0	2	183	6865	Puncture20 /1	17.12	18.07	20.63	-7.98		12.65		24.00	Pass
EHT160	MCS0	2	175	6825	Full	17.30	19.00	21.24	-7.98		13.26		24.00	Pass
EHT160	MCS0	2	175	6825	Puncture20 /128	16.91	18.52	20.80	-7.98		12.82		24.00	Pass
EHT160	MCS0	2	175	6825	Puncture40 /192	16.05	18.30	20.33	-7.98		12.35		24.00	Pass

U-NII-8 MIMO (CDD)														
Mod.	Data Rate	NTX	CH.	Freq (MHz)	RU Config.	Conducted Power (dBm)			DG (dBi)		EIRP Power (dBm)		EIRP Power Limit (dBm)	Pass /Fail
						Ant3	Ant4	SUM	Ant3	Ant4	Ant3	Ant4		
EHT20	MCS0	2	189	6895	Full	13.86	14.50	17.20	-9.55		7.65		24.00	Pass
EHT20	MCS0	2	189	6895	26RU/0	4.47	6.09	8.37	-9.55		-1.18		24.00	Pass
EHT20	MCS0	2	189	6895	52RU/37	7.45	8.67	11.11	-9.55		1.56		24.00	Pass
EHT20	MCS0	2	189	6895	106RU/53	11.32	12.94	15.22	-9.55		5.67		24.00	Pass
EHT20	MCS0	2	189	6895	52T+26T/70	8.20	9.54	11.93	-9.55		2.38		24.00	Pass
EHT20	MCS0	2	189	6895	106T+26T/82	12.12	13.45	15.85	-9.55		6.30		24.00	Pass
EHT20	MCS0	2	209	6995	Full	14.30	14.45	17.39	-9.55		7.84		24.00	Pass
EHT20	MCS0	2	209	6995	26RU/4	6.44	6.22	9.34	-9.55		-0.21		24.00	Pass
EHT20	MCS0	2	209	6995	52RU/38	7.94	7.86	10.91	-9.55		1.36		24.00	Pass
EHT20	MCS0	2	209	6995	106RU/53	12.50	12.08	15.31	-9.55		5.76		24.00	Pass
EHT20	MCS0	2	209	6995	52T+26T/71	8.69	8.14	11.43	-9.55		1.88		24.00	Pass
EHT20	MCS0	2	209	6995	106T+26T/83	12.91	12.58	15.76	-9.55		6.21		24.00	Pass
EHT20	MCS0	2	229	7095	Full	14.40	13.84	17.14	-9.55		7.59		24.00	Pass
EHT20	MCS0	2	229	7095	26RU/8	5.01	4.23	7.65	-9.55		-1.90		24.00	Pass
EHT20	MCS0	2	229	7095	52RU/40	8.24	7.31	10.81	-9.55		1.26		24.00	Pass
EHT20	MCS0	2	229	7095	106RU/54	12.20	11.40	14.83	-9.55		5.28		24.00	Pass
EHT20	MCS0	2	229	7095	52T+26T/72	8.46	7.65	11.08	-9.55		1.53		24.00	Pass
EHT20	MCS0	2	229	7095	106T+26T/83	13.10	12.26	15.71	-9.55		6.16		24.00	Pass
EHT40	MCS0	2	195	6925	Full	17.64	17.75	20.71	-9.55		11.16		24.00	Pass
EHT40	MCS0	2	211	7005	Full	17.60	17.17	20.40	-9.55		10.85		24.00	Pass
EHT40	MCS0	2	227	7085	Full	17.81	17.20	20.53	-9.55		10.98		24.00	Pass
EHT80	MCS0	2	199	6945	Full	19.07	19.34	22.22	-9.55		12.67		24.00	Pass
EHT80	MCS0	2	199	6945	Puncture20 /8	18.74	18.88	21.82	-9.55		12.27		24.00	Pass
EHT80	MCS0	2	215	7025	Full	19.50	18.75	22.15	-9.55		12.60		24.00	Pass
EHT80	MCS0	2	215	7025	Puncture20 /1	18.85	17.81	21.37	-9.55		11.82		24.00	Pass
EHT160	MCS0	2	207	6985	Full	17.72	17.64	20.69	-9.55		11.14		24.00	Pass
EHT160	MCS0	2	207	6985	Puncture20 /1	16.86	16.50	19.69	-9.55		10.14		24.00	Pass
EHT160	MCS0	2	207	6985	Puncture40 /3	15.90	15.43	18.68	-9.55		9.13		24.00	Pass

<SDM Mode>

U-NII-5 MIMO (SDM)													
Mod.	Data Rate	NTX	CH.	Freq (MHz)	Conducted Power (dBm)			DG (dBi)		EIRP Power (dBm)		EIRP Power Limit (dBm)	Pass /Fail
					Ant3	Ant4	SUM	Ant3	Ant4	Ant3	Ant4		
11a	6M	2	01	5955	13.04	12.88	15.97	-6.40		9.57		24.00	Pass
11a	6M	2	49	6195	13.31	13.11	16.22	-6.40		9.82		24.00	Pass
11a	6M	2	93	6415	13.50	12.43	16.01	-6.40		9.61		24.00	Pass

U-NII-6 MIMO (SDM)													
Mod.	Data Rate	NTX	CH.	Freq (MHz)	Conducted Power (dBm)			DG (dBi)		EIRP Power (dBm)		EIRP Power Limit (dBm)	Pass /Fail
					Ant3	Ant4	SUM	Ant3	Ant4	Ant3	Ant4		
11a	6M	2	97	6435	14.94	14.93	17.95	-7.86		10.09		24.00	Pass
11a	6M	2	105	6475	14.88	15.00	17.95	-7.86		10.09		24.00	Pass
11a	6M	2	113	6515	14.73	15.00	17.88	-7.86		10.02		24.00	Pass

U-NII-7 MIMO (SDM)													
Mod.	Data Rate	NTX	CH.	Freq (MHz)	Conducted Power (dBm)			DG (dBi)		EIRP Power (dBm)		EIRP Power Limit (dBm)	Pass /Fail
					Ant3	Ant4	SUM	Ant3	Ant4	Ant3	Ant4		
11a	6M	2	117	6535	14.64	15.41	18.05	-7.98		10.07		24.00	Pass
11a	6M	2	149	6695	15.12	14.76	17.95	-7.98		9.97		24.00	Pass
11a	6M	2	181	6855	14.27	15.50	17.94	-7.98		9.96		24.00	Pass

U-NII-7 Straddle channel MIMO (SDM)													
Mod.	Data Rate	NTX	CH.	Freq (MHz)	Conducted Power (dBm)			DG (dBi)		EIRP Power (dBm)		EIRP Power Limit (dBm)	Pass /Fail
					Ant3	Ant4	SUM	Ant3	Ant4	Ant3	Ant4		
11a	6M	2	185	6875	14.15	15.40	17.83	-7.98		9.85		24.00	Pass

U-NII-8 MIMO (SDM)													
Mod.	Data Rate	NTX	CH.	Freq (MHz)	Conducted Power (dBm)			DG (dBi)		EIRP Power (dBm)		EIRP Power Limit (dBm)	Pass /Fail
					Ant3	Ant4	SUM	Ant3	Ant4	Ant3	Ant4		
11a	6M	2	189	6895	15.84	17.48	19.75	-9.55		10.20		24.00	Pass
11a	6M	2	209	6995	16.66	16.24	19.47	-9.55		9.92		24.00	Pass
11a	6M	2	229	7095	16.99	16.19	19.62	-9.55		10.07		24.00	Pass

U-NII-5 MIMO (SDM)														
Mod.	Data Rate	NTX	CH.	Freq (MHz)	RU Config.	Conducted Power (dBm)			DG (dBi)		EIRP Power (dBm)		EIRP Power Limit (dBm)	Pass /Fail
						Ant3	Ant4	SUM	Ant3	Ant4	Ant3	Ant4		
HE20	MCS0	2	01	5955	Full	13.09	13.34	16.23	-6.40		9.83		24.00	Pass
HE20	MCS0	2	01	5955	26RU/0	3.66	4.81	7.28	-6.40		0.88		24.00	Pass
HE20	MCS0	2	01	5955	52RU/37	6.17	7.29	9.78	-6.40		3.38		24.00	Pass
HE20	MCS0	2	01	5955	106RU/53	11.25	11.21	14.24	-6.40		7.84		24.00	Pass
HE20	MCS0	2	49	6195	Full	13.42	13.23	16.34	-6.40		9.94		24.00	Pass
HE20	MCS0	2	49	6195	26RU/4	4.38	5.43	7.95	-6.40		1.55		24.00	Pass
HE20	MCS0	2	49	6195	52RU/38	6.64	7.44	10.07	-6.40		3.67		24.00	Pass
HE20	MCS0	2	49	6195	106RU/53	10.94	10.67	13.82	-6.40		7.42		24.00	Pass
HE20	MCS0	2	93	6415	Full	13.84	12.72	16.33	-6.40		9.93		24.00	Pass
HE20	MCS0	2	93	6415	26RU/8	4.61	3.59	7.14	-6.40		0.74		24.00	Pass
HE20	MCS0	2	93	6415	52RU/40	7.43	6.17	9.86	-6.40		3.46		24.00	Pass
HE20	MCS0	2	93	6415	106RU/54	11.44	10.24	13.89	-6.40		7.49		24.00	Pass
HE40	MCS0	2	03	5965	Full	15.77	15.76	18.78	-6.40		12.38		24.00	Pass
HE40	MCS0	2	51	6205	Full	15.97	16.09	19.04	-6.40		12.64		24.00	Pass
HE40	MCS0	2	91	6405	Full	16.67	15.36	19.07	-6.40		12.67		24.00	Pass
HE80	MCS0	2	07	5985	Full	19.44	18.91	22.19	-6.40		15.79		24.00	Pass
HE80	MCS0	2	55	6225	Full	19.54	19.18	22.37	-6.40		15.97		24.00	Pass
HE80	MCS0	2	87	6385	Full	19.68	18.24	22.03	-6.40		15.63		24.00	Pass
HE160	MCS0	2	15	6025	Full	19.05	19.22	22.15	-6.40		15.75		24.00	Pass
HE160	MCS0	2	47	6185	Full	18.98	18.84	21.92	-6.40		15.52		24.00	Pass
HE160	MCS0	2	79	6345	Full	19.38	18.34	21.90	-6.40		15.50		24.00	Pass

U-NII-6 MIMO (SDM)														
Mod.	Data Rate	NTX	CH.	Freq (MHz)	RU Config.	Conducted Power (dBm)			DG (dBi)		EIRP Power (dBm)		EIRP Power Limit (dBm)	Pass /Fail
						Ant3	Ant4	SUM	Ant3	Ant4	Ant3	Ant4		
HE20	MCS0	2	97	6435	Full	14.73	15.07	17.91	-7.86		10.05		24.00	Pass
HE20	MCS0	2	97	6435	26RU/0	4.63	6.12	8.45	-7.86		0.59		24.00	Pass
HE20	MCS0	2	97	6435	52RU/37	7.19	8.35	10.82	-7.86		2.96		24.00	Pass
HE20	MCS0	2	97	6435	106RU/53	12.44	12.48	15.47	-7.86		7.61		24.00	Pass
HE20	MCS0	2	105	6475	Full	14.45	14.88	17.68	-7.86		9.82		24.00	Pass
HE20	MCS0	2	105	6475	26RU/4	5.75	6.71	9.27	-7.86		1.41		24.00	Pass
HE20	MCS0	2	105	6475	52RU/38	7.29	8.32	10.85	-7.86		2.99		24.00	Pass
HE20	MCS0	2	105	6475	106RU/53	12.17	12.31	15.25	-7.86		7.39		24.00	Pass
HE20	MCS0	2	113	6515	Full	14.86	15.17	18.03	-7.86		10.17		24.00	Pass
HE20	MCS0	2	113	6515	26RU/8	4.58	6.31	8.54	-7.86		0.68		24.00	Pass
HE20	MCS0	2	113	6515	52RU/40	6.45	8.27	10.46	-7.86		2.60		24.00	Pass
HE20	MCS0	2	113	6515	106RU/54	12.09	12.64	15.38	-7.86		7.52		24.00	Pass
HE40	MCS0	2	99	6445	Full	17.75	18.00	20.89	-7.86		13.03		24.00	Pass
HE40	MCS0	2	107	6485	Full	17.62	18.08	20.87	-7.86		13.01		24.00	Pass
HE80	MCS0	2	103	6465	Full	19.14	19.29	22.23	-7.86		14.37		24.00	Pass

U-NII-6 Straddle channel MIMO (SDM)														
Mod.	Data Rate	NTX	CH.	Freq (MHz)	RU Config.	Conducted Power (dBm)			DG (dBi)		EIRP Power (dBm)		EIRP Power Limit (dBm)	Pass /Fail
						Ant3	Ant4	SUM	Ant3	Ant4	Ant3	Ant4		
HE40	MCS0	2	115	6525	Full	17.60	18.24	20.94	-7.86		13.08		24.00	Pass
HE80	MCS0	2	119	6545	Full	18.82	19.37	22.11	-7.86		14.25		24.00	Pass
HE160	MCS0	2	111	6505	Full	16.76	17.10	19.94	-7.86		12.08		24.00	Pass

U-NII-7 MIMO (SDM)														
Mod.	Data Rate	NTX	CH.	Freq (MHz)	RU Config.	Conducted Power (dBm)			DG (dBi)		EIRP Power (dBm)		EIRP Power Limit (dBm)	Pass /Fail
						Ant3	Ant4	SUM	Ant3	Ant4	Ant3	Ant4		
HE20	MCS0	2	117	6535	Full	14.76	15.58	18.20	-7.98		10.22		24.00	Pass
HE20	MCS0	2	117	6535	26RU/0	4.70	6.78	8.87	-7.98		0.89		24.00	Pass
HE20	MCS0	2	117	6535	52RU/37	6.31	8.37	10.47	-7.98		2.49		24.00	Pass
HE20	MCS0	2	117	6535	106RU/53	12.06	12.53	15.31	-7.98		7.33		24.00	Pass
HE20	MCS0	2	149	6695	Full	14.93	14.62	17.79	-7.98		9.81		24.00	Pass
HE20	MCS0	2	149	6695	26RU/4	5.98	6.35	9.18	-7.98		1.20		24.00	Pass
HE20	MCS0	2	149	6695	52RU/38	6.55	6.93	9.75	-7.98		1.77		24.00	Pass
HE20	MCS0	2	149	6695	106RU/53	12.49	12.05	15.29	-7.98		7.31		24.00	Pass
HE20	MCS0	2	181	6855	Full	14.28	15.90	18.18	-7.98		10.20		24.00	Pass
HE20	MCS0	2	181	6855	26RU/8	4.81	6.28	8.62	-7.98		0.64		24.00	Pass
HE20	MCS0	2	181	6855	52RU/40	6.90	8.74	10.93	-7.98		2.95		24.00	Pass
HE20	MCS0	2	181	6855	106RU/54	11.84	13.46	15.74	-7.98		7.76		24.00	Pass
HE40	MCS0	2	123	6565	Full	17.88	18.40	21.16	-7.98		13.18		24.00	Pass
HE40	MCS0	2	147	6685	Full	18.08	17.56	20.84	-7.98		12.86		24.00	Pass
HE40	MCS0	2	179	6845	Full	17.00	18.41	20.77	-7.98		12.79		24.00	Pass
HE80	MCS0	2	135	6625	Full	19.59	18.74	22.20	-7.98		14.22		24.00	Pass
HE80	MCS0	2	151	6705	Full	19.60	19.41	22.52	-7.98		14.54		24.00	Pass
HE80	MCS0	2	167	6785	Full	18.06	19.27	21.72	-7.98		13.74		24.00	Pass
HE160	MCS0	2	143	6665	Full	16.00	16.10	19.06	-7.98		11.08		24.00	Pass

U-NII-7 Straddle channel MIMO (SDM)														
Mod.	Data Rate	NTX	CH.	Freq (MHz)	RU Config.	Conducted Power (dBm)			DG (dBi)		EIRP Power (dBm)		EIRP Power Limit (dBm)	Pass /Fail
						Ant3	Ant4	SUM	Ant3	Ant4	Ant3	Ant4		
HE20	MCS0	2	185	6875	Full	14.24	15.75	18.07	-7.98		10.09		24.00	Pass
HE20	MCS0	2	185	6875	26RU/8	4.98	6.38	8.75	-7.98		0.77		24.00	Pass
HE20	MCS0	2	185	6875	52RU/40	7.36	9.11	11.33	-7.98		3.35		24.00	Pass
HE20	MCS0	2	185	6875	106RU/54	11.55	13.36	15.56	-7.98		7.58		24.00	Pass
HE40	MCS0	2	187	6885	Full	17.41	18.85	21.20	-7.98		13.22		24.00	Pass
HE80	MCS0	2	183	6865	Full	18.44	19.68	22.11	-7.98		14.13		24.00	Pass
HE160	MCS0	2	175	6825	Full	17.17	18.87	21.11	-7.98		13.13		24.00	Pass

U-NII-8 MIMO (SDM)														
Mod.	Data Rate	NTX	CH.	Freq (MHz)	RU Config.	Conducted Power (dBm)			DG (dBi)		EIRP Power (dBm)		EIRP Power Limit (dBm)	Pass /Fail
						Ant3	Ant4	SUM	Ant3	Ant4	Ant3	Ant4		
HE20	MCS0	2	189	6895	Full	16.00	17.50	19.82	-9.55		10.27		24.00	Pass
HE20	MCS0	2	189	6895	26RU/0	6.23	7.83	10.11	-9.55		0.56		24.00	Pass
HE20	MCS0	2	189	6895	52RU/37	7.39	9.02	11.29	-9.55		1.74		24.00	Pass
HE20	MCS0	2	189	6895	106RU/53	13.41	14.81	17.18	-9.55		7.63		24.00	Pass
HE20	MCS0	2	209	6995	Full	16.76	16.72	19.75	-9.55		10.20		24.00	Pass
HE20	MCS0	2	209	6995	26RU/4	7.83	7.79	10.82	-9.55		1.27		24.00	Pass
HE20	MCS0	2	209	6995	52RU/38	11.47	11.24	14.37	-9.55		4.82		24.00	Pass
HE20	MCS0	2	209	6995	106RU/53	14.20	13.85	17.04	-9.55		7.49		24.00	Pass
HE20	MCS0	2	229	7095	Full	16.82	16.10	19.49	-9.55		9.94		24.00	Pass
HE20	MCS0	2	229	7095	26RU/8	6.83	6.27	9.57	-9.55		0.02		24.00	Pass
HE20	MCS0	2	229	7095	52RU/40	9.29	8.36	11.86	-9.55		2.31		24.00	Pass
HE20	MCS0	2	229	7095	106RU/54	14.24	13.46	16.88	-9.55		7.33		24.00	Pass
HE40	MCS0	2	195	6925	Full	18.74	19.43	22.11	-9.55		12.56		24.00	Pass
HE40	MCS0	2	211	7005	Full	19.90	19.68	22.80	-9.55		13.25		24.00	Pass
HE40	MCS0	2	227	7085	Full	19.75	19.06	22.43	-9.55		12.88		24.00	Pass
HE80	MCS0	2	199	6945	Full	19.19	19.47	22.34	-9.55		12.79		24.00	Pass
HE80	MCS0	2	215	7025	Full	19.75	19.16	22.48	-9.55		12.93		24.00	Pass
HE160	MCS0	2	207	6985	Full	17.55	17.49	20.53	-9.55		10.98		24.00	Pass

U-NII-5 MIMO (SDM)														
Mod.	Data Rate	NTX	CH.	Freq (MHz)	RU Config.	Conducted Power (dBm)			DG (dBi)		EIRP Power (dBm)		EIRP Power Limit (dBm)	Pass /Fail
						Ant3	Ant4	SUM	Ant3	Ant4	Ant3	Ant4		
EHT20	MCS0	2	01	5955	Full	13.66	13.78	16.73	-6.40		10.33		24.00	Pass
EHT20	MCS0	2	01	5955	26RU/0	3.89	4.97	7.47	-6.40		1.07		24.00	Pass
EHT20	MCS0	2	01	5955	52RU/37	6.88	7.59	10.26	-6.40		3.86		24.00	Pass
EHT20	MCS0	2	01	5955	106RU/53	11.61	11.51	14.57	-6.40		8.17		24.00	Pass
EHT20	MCS0	2	01	5955	52T+26T/70	7.45	7.56	10.52	-6.40		4.12		24.00	Pass
EHT20	MCS0	2	01	5955	106T+26T/82	12.59	12.76	15.69	-6.40		9.29		24.00	Pass
EHT20	MCS0	2	49	6195	Full	13.82	13.71	16.78	-6.40		10.38		24.00	Pass
EHT20	MCS0	2	49	6195	26RU/4	5.18	5.96	8.60	-6.40		2.20		24.00	Pass
EHT20	MCS0	2	49	6195	52RU/38	7.29	7.75	10.54	-6.40		4.14		24.00	Pass
EHT20	MCS0	2	49	6195	106RU/53	11.49	11.15	14.33	-6.40		7.93		24.00	Pass
EHT20	MCS0	2	49	6195	52T+26T/71	7.71	8.01	10.87	-6.40		4.47		24.00	Pass
EHT20	MCS0	2	49	6195	106T+26T/83	12.47	12.53	15.51	-6.40		9.11		24.00	Pass
EHT20	MCS0	2	93	6415	Full	14.00	13.13	16.60	-6.40		10.20		24.00	Pass
EHT20	MCS0	2	93	6415	26RU/8	4.91	4.00	7.49	-6.40		1.09		24.00	Pass
EHT20	MCS0	2	93	6415	52RU/40	7.50	6.20	9.91	-6.40		3.51		24.00	Pass
EHT20	MCS0	2	93	6415	106RU/54	11.95	10.45	14.27	-6.40		7.87		24.00	Pass
EHT20	MCS0	2	93	6415	52T+26T/72	8.37	6.90	10.71	-6.40		4.31		24.00	Pass
EHT20	MCS0	2	93	6415	106T+26T/83	12.72	11.41	15.12	-6.40		8.72		24.00	Pass
EHT40	MCS0	2	03	5965	Full	16.24	16.54	19.40	-6.40		13.00		24.00	Pass
EHT40	MCS0	2	51	6205	Full	16.47	16.59	19.54	-6.40		13.14		24.00	Pass
EHT40	MCS0	2	91	6405	Full	17.00	16.10	19.58	-6.40		13.18		24.00	Pass
EHT80	MCS0	2	07	5985	Full	19.81	19.38	22.61	-6.40		16.21		24.00	Pass
EHT80	MCS0	2	07	5985	Puncture20 /8	18.94	18.56	21.76	-6.40		15.36		24.00	Pass
EHT80	MCS0	2	55	6225	Full	19.69	19.63	22.67	-6.40		16.27		24.00	Pass
EHT80	MCS0	2	55	6225	Puncture20 /2	18.35	17.84	21.11	-6.40		14.71		24.00	Pass
EHT80	MCS0	2	55	6225	Puncture20 /4	18.41	18.36	21.40	-6.40		15.00		24.00	Pass
EHT80	MCS0	2	87	6385	Full	19.99	19.00	22.53	-6.40		16.13		24.00	Pass
EHT80	MCS0	2	87	6385	Puncture20 /1	19.47	18.13	21.86	-6.40		15.46		24.00	Pass

U-NII-5 MIMO (SDM)														
Mod.	Data Rate	NTX	CH.	Freq (MHz)	RU Config.	Conducted Power (dBm)			DG (dBi)		EIRP Power (dBm)		EIRP Power Limit (dBm)	Pass /Fail
						Ant3	Ant4	SUM	Ant3	Ant4	Ant3	Ant4		
EHT160	MCS0	2	15	6025	Full	19.39	19.56	22.49	-6.40		16.09		24.00	Pass
EHT160	MCS0	2	15	6025	Puncture20 /128	19.24	19.39	22.33	-6.40		15.93		24.00	Pass
EHT160	MCS0	2	15	6025	Puncture40 /192	19.02	19.07	22.06	-6.40		15.66		24.00	Pass
EHT160	MCS0	2	47	6185	Full	19.32	19.29	22.32	-6.40		15.92		24.00	Pass
EHT160	MCS0	2	47	6185	Puncture20 /16	19.07	19.09	22.09	-6.40		15.69		24.00	Pass
EHT160	MCS0	2	47	6185	Puncture40 /48	18.05	18.19	21.13	-6.40		14.73		24.00	Pass
EHT160	MCS0	2	79	6345	Full	19.82	18.73	22.32	-6.40		15.92		24.00	Pass
EHT160	MCS0	2	79	6345	Puncture20 /1	18.97	17.90	21.48	-6.40		15.08		24.00	Pass
EHT160	MCS0	2	79	6345	Puncture40 /3	18.12	17.18	20.69	-6.40		14.29		24.00	Pass

U-NII-6 MIMO (SDM)														
Mod.	Data Rate	NTX	CH.	Freq (MHz)	RU Config.	Conducted Power (dBm)			DG (dBi)		EIRP Power (dBm)		EIRP Power Limit (dBm)	Pass /Fail
						Ant3	Ant4	SUM	Ant3	Ant4	Ant3	Ant4		
EHT20	MCS0	2	97	6435	Full	15.08	15.21	18.16	-7.86		10.30		24.00	Pass
EHT20	MCS0	2	97	6435	26RU/0	5.09	6.13	8.65	-7.86		0.79		24.00	Pass
EHT20	MCS0	2	97	6435	52RU/37	7.98	8.96	11.51	-7.86		3.65		24.00	Pass
EHT20	MCS0	2	97	6435	106RU/53	12.78	12.98	15.89	-7.86		8.03		24.00	Pass
EHT20	MCS0	2	97	6435	52T+26T/70	11.22	11.59	14.42	-7.86		6.56		24.00	Pass
EHT20	MCS0	2	97	6435	106T+26T/82	13.78	13.86	16.83	-7.86		8.97		24.00	Pass
EHT20	MCS0	2	105	6475	Full	15.13	15.29	18.22	-7.86		10.36		24.00	Pass
EHT20	MCS0	2	105	6475	26RU/4	5.97	7.64	9.90	-7.86		2.04		24.00	Pass
EHT20	MCS0	2	105	6475	52RU/38	7.88	8.77	11.36	-7.86		3.50		24.00	Pass
EHT20	MCS0	2	105	6475	106RU/53	12.61	13.19	15.92	-7.86		8.06		24.00	Pass
EHT20	MCS0	2	105	6475	52T+26T/71	11.53	11.68	14.62	-7.86		6.76		24.00	Pass
EHT20	MCS0	2	105	6475	106T+26T/83	13.66	14.02	16.85	-7.86		8.99		24.00	Pass
EHT20	MCS0	2	113	6515	Full	15.05	15.50	18.29	-7.86		10.43		24.00	Pass
EHT20	MCS0	2	113	6515	26RU/8	4.97	6.68	8.92	-7.86		1.06		24.00	Pass
EHT20	MCS0	2	113	6515	52RU/40	6.92	8.65	10.88	-7.86		3.02		24.00	Pass
EHT20	MCS0	2	113	6515	106RU/54	12.38	13.10	15.77	-7.86		7.91		24.00	Pass
EHT20	MCS0	2	113	6515	52T+26T/72	10.99	11.85	14.45	-7.86		6.59		24.00	Pass
EHT20	MCS0	2	113	6515	106T+26T/83	13.58	14.30	16.97	-7.86		9.11		24.00	Pass
EHT40	MCS0	2	99	6445	Full	18.11	18.48	21.31	-7.86		13.45		24.00	Pass
EHT40	MCS0	2	107	6485	Full	17.85	18.45	21.17	-7.86		13.31		24.00	Pass
EHT80	MCS0	2	103	6465	Full	19.44	19.79	22.63	-7.86		14.77		24.00	Pass
EHT80	MCS0	2	103	6465	Puncture20 /8	19.19	19.26	22.24	-7.86		14.38		24.00	Pass

U-NII-6 Straddle channel MIMO (SDM)														
Mod.	Data Rate	NTX	CH.	Freq (MHz)	RU Config.	Conducted Power (dBm)			DG (dBi)		EIRP Power (dBm)		EIRP Power Limit (dBm)	Pass /Fail
						Ant3	Ant4	SUM	Ant3	Ant4	Ant3	Ant4		
EHT40	MCS0	2	115	6525	Full	17.95	18.42	21.20	-7.86		13.34		24.00	Pass
EHT80	MCS0	2	119	6545	Full	19.34	19.76	22.57	-7.86		14.71		24.00	Pass
EHT80	MCS0	2	119	6545	Puncture20 /8	18.54	19.16	21.87	-7.86		14.01		24.00	Pass
EHT160	MCS0	2	111	6505	Full	16.93	17.60	20.29	-7.86		12.43		24.00	Pass
EHT160	MCS0	2	111	6505	Puncture20 /1	16.68	17.24	19.98	-7.86		12.12		24.00	Pass
EHT160	MCS0	2	111	6505	Puncture40 /3	16.37	17.04	19.73	-7.86		11.87		24.00	Pass

U-NII-7 MIMO (SDM)														
Mod.	Data Rate	NTX	CH.	Freq (MHz)	RU Config.	Conducted Power (dBm)			DG (dBi)		EIRP Power (dBm)		EIRP Power Limit (dBm)	Pass /Fail
						Ant3	Ant4	SUM	Ant3	Ant4	Ant3	Ant4		
EHT20	MCS0	2	117	6535	Full	15.28	15.88	18.60	-7.98		10.62		24.00	Pass
EHT20	MCS0	2	117	6535	26RU/0	5.01	7.04	9.15	-7.98		1.17		24.00	Pass
EHT20	MCS0	2	117	6535	52RU/37	7.16	8.66	10.98	-7.98		3.00		24.00	Pass
EHT20	MCS0	2	117	6535	106RU/53	12.61	13.20	15.93	-7.98		7.95		24.00	Pass
EHT20	MCS0	2	117	6535	52T+26T/70	11.23	11.82	14.55	-7.98		6.57		24.00	Pass
EHT20	MCS0	2	117	6535	106T+26T/82	13.58	14.31	16.97	-7.98		8.99		24.00	Pass
EHT20	MCS0	2	149	6695	Full	15.50	15.07	18.30	-7.98		10.32		24.00	Pass
EHT20	MCS0	2	149	6695	26RU/4	6.82	6.86	9.85	-7.98		1.87		24.00	Pass
EHT20	MCS0	2	149	6695	52RU/38	7.87	7.35	10.63	-7.98		2.65		24.00	Pass
EHT20	MCS0	2	149	6695	106RU/53	13.00	12.92	15.97	-7.98		7.99		24.00	Pass
EHT20	MCS0	2	149	6695	52T+26T/71	11.52	11.40	14.47	-7.98		6.49		24.00	Pass
EHT20	MCS0	2	149	6695	106T+26T/83	14.06	13.50	16.80	-7.98		8.82		24.00	Pass
EHT20	MCS0	2	181	6855	Full	15.01	16.00	18.54	-7.98		10.56		24.00	Pass
EHT20	MCS0	2	181	6855	26RU/8	5.02	6.87	9.05	-7.98		1.07		24.00	Pass
EHT20	MCS0	2	181	6855	52RU/40	7.41	9.06	11.32	-7.98		3.34		24.00	Pass
EHT20	MCS0	2	181	6855	106RU/54	12.46	13.72	16.15	-7.98		8.17		24.00	Pass
EHT20	MCS0	2	181	6855	52T+26T/72	11.05	12.57	14.89	-7.98		6.91		24.00	Pass
EHT20	MCS0	2	181	6855	106T+26T/83	13.13	15.10	17.24	-7.98		9.26		24.00	Pass
EHT40	MCS0	2	123	6565	Full	18.18	18.50	21.35	-7.98		13.37		24.00	Pass
EHT40	MCS0	2	147	6685	Full	18.42	18.19	21.32	-7.98		13.34		24.00	Pass
EHT40	MCS0	2	179	6845	Full	17.35	18.96	21.24	-7.98		13.26		24.00	Pass
EHT80	MCS0	2	135	6625	Full	19.85	19.31	22.60	-7.98		14.62		24.00	Pass
EHT80	MCS0	2	135	6625	Puncture20 /8	19.49	19.11	22.31	-7.98		14.33		24.00	Pass
EHT80	MCS0	2	151	6705	Full	19.97	19.77	22.88	-7.98		14.90		24.00	Pass
EHT80	MCS0	2	151	6705	Puncture20 /2	18.89	18.42	21.67	-7.98		13.69		24.00	Pass
EHT80	MCS0	2	151	6705	Puncture20 /4	18.86	18.48	21.68	-7.98		13.70		24.00	Pass
EHT80	MCS0	2	167	6785	Full	18.21	19.63	21.99	-7.98		14.01		24.00	Pass
EHT80	MCS0	2	167	6785	Puncture20 /1	17.84	18.95	21.44	-7.98		13.46		24.00	Pass

U-NII-7 MIMO (SDM)														
Mod.	Data Rate	NTX	CH.	Freq (MHz)	RU Config.	Conducted Power (dBm)			DG (dBi)		EIRP Power (dBm)		EIRP Power Limit (dBm)	Pass /Fail
						Ant3	Ant4	SUM	Ant3	Ant4	Ant3	Ant4		
EHT160	MCS0	2	143	6665	Full	16.39	16.62	19.52	-7.98		11.54		24.00	Pass
EHT160	MCS0	2	143	6665	Puncture20 /128	16.02	16.10	19.07	-7.98		11.09		24.00	Pass
EHT160	MCS0	2	143	6665	Puncture40 /192	16.30	16.01	19.17	-7.98		11.19		24.00	Pass

U-NII-7 Straddle channel MIMO (SDM)														
Mod.	Data Rate	NTX	CH.	Freq (MHz)	RU Config.	Conducted Power (dBm)			DG (dBi)		EIRP Power (dBm)		EIRP Power Limit (dBm)	Pass /Fail
						Ant3	Ant4	SUM	Ant3	Ant4	Ant3	Ant4		
EHT20	MCS0	2	185	6875	Full	14.88	15.90	18.43	-7.98		10.45		24.00	Pass
EHT20	MCS0	2	185	6875	26RU/8	5.18	6.58	8.95	-7.98		0.97		24.00	Pass
EHT20	MCS0	2	185	6875	52RU/40	7.85	9.42	11.72	-7.98		3.74		24.00	Pass
EHT20	MCS0	2	185	6875	106RU/54	12.07	13.85	16.06	-7.98		8.08		24.00	Pass
EHT20	MCS0	2	185	6875	52T+26T/72	10.92	12.46	14.77	-7.98		6.79		24.00	Pass
EHT20	MCS0	2	185	6875	106T+26T/83	13.30	14.65	17.04	-7.98		9.06		24.00	Pass
EHT40	MCS0	2	187	6885	Full	17.72	19.00	21.42	-7.98		13.44		24.00	Pass
EHT80	MCS0	2	183	6865	Full	18.68	19.91	22.35	-7.98		14.37		24.00	Pass
EHT80	MCS0	2	183	6865	Puncture20 /1	18.02	19.25	21.69	-7.98		13.71		24.00	Pass
EHT160	MCS0	2	175	6825	Full	17.30	19.00	21.24	-7.98		13.26		24.00	Pass
EHT160	MCS0	2	175	6825	Puncture20 /128	16.91	18.52	20.80	-7.98		12.82		24.00	Pass
EHT160	MCS0	2	175	6825	Puncture40 /192	16.05	18.30	20.33	-7.98		12.35		24.00	Pass

U-NII-8 MIMO (SDM)														
Mod.	Data Rate	NTX	CH.	Freq (MHz)	RU Config.	Conducted Power (dBm)			DG (dBi)		EIRP Power (dBm)		EIRP Power Limit (dBm)	Pass /Fail
						Ant3	Ant4	SUM	Ant3	Ant4	Ant3	Ant4		
EHT20	MCS0	2	189	6895	Full	16.56	17.88	20.28	-9.55		10.73		24.00	Pass
EHT20	MCS0	2	189	6895	26RU/0	6.75	8.28	10.59	-9.55		1.04		24.00	Pass
EHT20	MCS0	2	189	6895	52RU/37	8.09	9.56	11.90	-9.55		2.35		24.00	Pass
EHT20	MCS0	2	189	6895	106RU/53	13.76	15.51	17.73	-9.55		8.18		24.00	Pass
EHT20	MCS0	2	189	6895	52T+26T/70	12.31	13.69	16.06	-9.55		6.51		24.00	Pass
EHT20	MCS0	2	189	6895	106T+26T/82	14.87	16.32	18.67	-9.55		9.12		24.00	Pass
EHT20	MCS0	2	209	6995	Full	17.24	17.03	20.15	-9.55		10.60		24.00	Pass
EHT20	MCS0	2	209	6995	26RU/4	8.58	8.22	11.41	-9.55		1.86		24.00	Pass
EHT20	MCS0	2	209	6995	52RU/38	11.47	11.36	14.43	-9.55		4.88		24.00	Pass
EHT20	MCS0	2	209	6995	106RU/53	14.76	14.42	17.60	-9.55		8.05		24.00	Pass
EHT20	MCS0	2	209	6995	52T+26T/71	13.15	12.83	16.00	-9.55		6.45		24.00	Pass
EHT20	MCS0	2	209	6995	106T+26T/83	15.91	15.44	18.69	-9.55		9.14		24.00	Pass
EHT20	MCS0	2	229	7095	Full	17.28	16.62	19.97	-9.55		10.42		24.00	Pass
EHT20	MCS0	2	229	7095	26RU/8	7.51	6.86	10.21	-9.55		0.66		24.00	Pass
EHT20	MCS0	2	229	7095	52RU/40	11.19	10.78	14.00	-9.55		4.45		24.00	Pass
EHT20	MCS0	2	229	7095	106RU/54	14.63	14.03	17.35	-9.55		7.80		24.00	Pass
EHT20	MCS0	2	229	7095	52T+26T/72	13.53	12.47	16.04	-9.55		6.49		24.00	Pass
EHT20	MCS0	2	229	7095	106T+26T/83	15.81	15.11	18.48	-9.55		8.93		24.00	Pass
EHT40	MCS0	2	195	6925	Full	19.27	19.77	22.54	-9.55		12.99		24.00	Pass
EHT40	MCS0	2	211	7005	Full	19.92	19.90	22.92	-9.55		13.37		24.00	Pass
EHT40	MCS0	2	227	7085	Full	19.90	19.42	22.68	-9.55		13.13		24.00	Pass
EHT80	MCS0	2	199	6945	Full	19.63	19.96	22.81	-9.55		13.26		24.00	Pass
EHT80	MCS0	2	199	6945	Puncture20 /8	19.14	19.39	22.28	-9.55		12.73		24.00	Pass
EHT80	MCS0	2	215	7025	Full	19.96	19.46	22.73	-9.55		13.18		24.00	Pass
EHT80	MCS0	2	215	7025	Puncture20 /1	19.59	18.73	22.19	-9.55		12.64		24.00	Pass
EHT160	MCS0	2	207	6985	Full	17.72	17.64	20.69	-9.55		11.14		24.00	Pass
EHT160	MCS0	2	207	6985	Puncture20 /1	16.86	16.50	19.69	-9.55		10.14		24.00	Pass
EHT160	MCS0	2	207	6985	Puncture40 /3	15.90	15.43	18.68	-9.55		9.13		24.00	Pass

3.3 Fundamental Power Spectral Density Measurement

3.3.1 Limit of Fundamental Power Spectral Density

<FCC 14-30 CFR 15.407>

(a)(8) For client devices operating under the control of an indoor access point in the 5.925-7.125 GHz bands, the maximum power spectral density must not exceed −1 dBm e.i.r.p. in any 1-megahertz band.

3.3.2 Measuring Instruments

Please refer to the measuring equipment list in this test report.

3.3.3 Test Procedures

The testing follows FCC KDB 789033 D02 General UNII Test Procedures New Rules v02r01.

Section F) Maximum power spectral density.

 # Method SA-2 #

(trace averaging across on and off times of the EUT transmissions, followed by duty cycle correction).

- Measure the duty cycle.
- Set span to encompass the entire emission bandwidth (EBW) of the signal.
- Set RBW = 1 MHz.
- Set VBW ≥ 3 MHz.
- Number of points in sweep ≥ 2 Span / RBW.
- Sweep time = auto.
- Detector = RMS
- Trace average at least 100 traces in power averaging mode.
- Add 10 log(1/x), where x is the duty cycle, to the measured power in order to compute the average power during the actual transmission times. For example, add 10 log(1/0.25) = 6 dB if the duty cycle is 25 percent.

1. The RF output of EUT was connected to the spectrum analyzer by a low loss cable.
2. Each plot has already offset with cable loss, and attenuator loss. Measure the PPSD and record it.
3. For MIMO mode, calculation method follows FCC KDB 662911 D01 Multiple Transmitter Output v02r01.

   Method (a): Measure and sum the spectra across the outputs.

   The total final Power Spectral Density is from a device with 2 transmitter outputs. The spectrum measurements of the individual outputs are all performed with the same span and number of points; the spectrum value in the first spectral bin of output 1 is summed with that in the first spectral bin of output 2 to obtain the value for the first frequency bin of the summed spectrum.

3.3.4 Test Setup

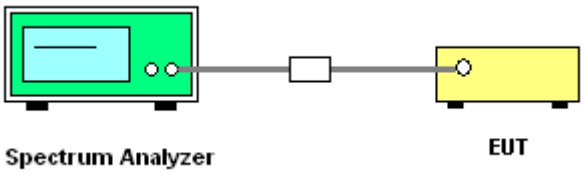

3.3.5 Test Result of Power Spectral Density

MIMO <Ant. 3+4>

<CDD Mode>

U-NII-5 MIMO (CDD)															
Mod.	Data Rate	NTX	CH.	Freq (MHz)	Duty Factor (dB)		Conduced Power Density with Duty Factor (dBm/MHz)			DG (dBi)		EIRP Power Density (dBm/MHz)		EIRP Power Density Limit (dBm/MHz)	Pass /Fail
					Ant3	Ant4	Ant3	Ant4	SUM	Ant3	Ant4	Ant3	Ant4		
11a	6M	2	01	5955	0.02	0.02	-		2.73	-4.05		-1.32		-1.00	Pass
11a	6M	2	49	6195	0.02	0.02	-		2.97	-4.05		-1.08		-1.00	Pass
11a	6M	2	93	6415	0.02	0.02	-		2.89	-4.05		-1.16		-1.00	Pass

U-NII-6 MIMO (CDD)															
Mod.	Data Rate	NTX	CH.	Freq (MHz)	Duty Factor (dB)		Conduced Power Density with Duty Factor (dBm/MHz)			DG (dBi)		EIRP Power Density (dBm/MHz)		EIRP Power Density Limit (dBm/MHz)	Pass /Fail
					Ant3	Ant4	Ant3	Ant4	SUM	Ant3	Ant4	Ant3	Ant4		
11a	6M	2	97	6435	0.02	0.02	-		3.82	-5.11		-1.29		-1.00	Pass
11a	6M	2	105	6475	0.02	0.02	-		3.93	-5.11		-1.18		-1.00	Pass
11a	6M	2	113	6515	0.02	0.02	-		3.88	-5.11		-1.23		-1.00	Pass

U-NII-7 MIMO (CDD)															
Mod.	Data Rate	NTX	CH.	Freq (MHz)	Duty Factor (dB)		Conduced Power Density with Duty Factor (dBm/MHz)			DG (dBi)		EIRP Power Density (dBm/MHz)		EIRP Power Density Limit (dBm/MHz)	Pass /Fail
					Ant3	Ant4	Ant3	Ant4	SUM	Ant3	Ant4	Ant3	Ant4		
11a	6M	2	117	6535	0.02	0.02	-		4.48	-5.62		-1.14		-1.00	Pass
11a	6M	2	149	6695	0.02	0.02	-		4.40	-5.62		-1.22		-1.00	Pass
11a	6M	2	181	6855	0.02	0.02	-		4.59	-5.62		-1.03		-1.00	Pass

U-NII-7 Straddle channel MIMO (CDD)															
Mod.	Data Rate	NTX	CH.	Freq (MHz)	Duty Factor (dB)		Conduced Power Density with Duty Factor (dBm/MHz)			DG (dBi)		EIRP Power Density (dBm/MHz)		EIRP Power Density Limit (dBm/MHz)	Pass /Fail
					Ant3	Ant4	Ant3	Ant4	SUM	Ant3	Ant4	Ant3	Ant4		
11a	6M	2	185	6875	0.02	0.02	-		4.54	-5.62		-1.08		-1.00	Pass

U-NII-8 MIMO (CDD)															
Mod.	Data Rate	NTX	CH.	Freq (MHz)	Duty Factor (dB)		Conduced Power Density with Duty Factor (dBm/MHz)			DG (dBi)		EIRP Power Density (dBm/MHz)		EIRP Power Density Limit (dBm/MHz)	Pass /Fail
					Ant3	Ant4	Ant3	Ant4	SUM	Ant3	Ant4	Ant3	Ant4		
11a	6M	2	189	6895	0.02	0.02	-		6.07	-7.18		-1.11		-1.00	Pass
11a	6M	2	209	6995	0.02	0.02	-		5.91	-7.18		-1.27		-1.00	Pass
11a	6M	2	229	7095	0.02	0.02	-		6.17	-7.18		-1.01		-1.00	Pass

U-NII-5 MIMO (CDD)																
Mod.	Data Rate	NTX	CH.	Freq (MHz)	RU Config.	Duty Factor (dB)		Conduced Power Density with Duty Factor (dBm/MHz)			DG (dBi)		EIRP Power Density (dBm/MHz)		EIRP Power Density Limit (dBm/MHz)	Pass /Fail
						Ant3	Ant4	Ant3	Ant4	SUM	Ant3	Ant4	Ant3	Ant4		
HE20	MCS0	2	01	5955	Full	0.04	0.04	-		2.45	-4.05		-1.60		-1.00	Pass
HE20	MCS0	2	01	5955	26RU/0	0.10	0.10	-		1.18	-4.05		-2.87		-1.00	Pass
HE20	MCS0	2	01	5955	52RU/37	0.11	0.11	-		1.78	-4.05		-2.27		-1.00	Pass
HE20	MCS0	2	01	5955	106RU/53	0.12	0.12	-		1.21	-4.05		-2.84		-1.00	Pass
HE20	MCS0	2	49	6195	Full	0.04	0.04	-		2.56	-4.05		-1.49		-1.00	Pass
HE20	MCS0	2	49	6195	26RU/4	0.10	0.10	-		0.97	-4.05		-3.08		-1.00	Pass
HE20	MCS0	2	49	6195	52RU/38	0.11	0.11	-		1.50	-4.05		-2.55		-1.00	Pass
HE20	MCS0	2	49	6195	106RU/53	0.12	0.12	-		0.85	-4.05		-3.20		-1.00	Pass
HE20	MCS0	2	93	6415	Full	0.04	0.04	-		2.43	-4.05		-1.62		-1.00	Pass
HE20	MCS0	2	93	6415	26RU/8	0.10	0.10	-		1.65	-4.05		-2.40		-1.00	Pass
HE20	MCS0	2	93	6415	52RU/40	0.11	0.11	-		1.42	-4.05		-2.63		-1.00	Pass
HE20	MCS0	2	93	6415	106RU/54	0.12	0.12	-		1.63	-4.05		-2.42		-1.00	Pass
HE40	MCS0	2	03	5965	Full	0.07	0.07	-		2.77	-4.05		-1.28		-1.00	Pass
HE40	MCS0	2	51	6205	Full	0.07	0.07	-		2.17	-4.05		-1.88		-1.00	Pass
HE40	MCS0	2	91	6405	Full	0.07	0.07	-		2.63	-4.05		-1.42		-1.00	Pass
HE80	MCS0	2	07	5985	Full	0.12	0.12	-		2.79	-4.05		-1.26		-1.00	Pass
HE80	MCS0	2	55	6225	Full	0.12	0.12	-		2.88	-4.05		-1.17		-1.00	Pass
HE80	MCS0	2	87	6385	Full	0.12	0.12	-		2.60	-4.05		-1.45		-1.00	Pass
HE160	MCS0	2	15	6025	Full	0.21	0.21	-		2.60	-4.05		-1.45		-1.00	Pass
HE160	MCS0	2	47	6185	Full	0.21	0.21	-		2.38	-4.05		-1.67		-1.00	Pass
HE160	MCS0	2	79	6345	Full	0.21	0.21	-		2.16	-4.05		-1.89		-1.00	Pass

U-NII-6 MIMO (CDD)																
Mod.	Data Rate	NTX	CH.	Freq (MHz)	RU Config.	Duty Factor (dB)		Conduced Power Density with Duty Factor (dBm/MHz)			DG (dBi)		EIRP Power Density (dBm/MHz)		EIRP Power Density Limit (dBm/MHz)	Pass /Fail
						Ant3	Ant4	Ant3	Ant4	SUM	Ant3	Ant4	Ant3	Ant4		
HE20	MCS0	2	97	6435	Full	0.04	0.04	-		3.70	-5.11		-1.41		-1.00	Pass
HE20	MCS0	2	97	6435	26RU/0	0.10	0.10	-		2.70	-5.11		-2.41		-1.00	Pass
HE20	MCS0	2	97	6435	52RU/37	0.11	0.11	-		2.65	-5.11		-2.46		-1.00	Pass
HE20	MCS0	2	97	6435	106RU/53	0.12	0.12	-		2.10	-5.11		-3.01		-1.00	Pass
HE20	MCS0	2	105	6475	Full	0.04	0.04	-		3.51	-5.11		-1.60		-1.00	Pass
HE20	MCS0	2	105	6475	26RU/4	0.10	0.10	-		2.86	-5.11		-2.25		-1.00	Pass
HE20	MCS0	2	105	6475	52RU/38	0.11	0.11	-		2.51	-5.11		-2.60		-1.00	Pass
HE20	MCS0	2	105	6475	106RU/53	0.12	0.12	-		1.68	-5.11		-3.43		-1.00	Pass
HE20	MCS0	2	113	6515	Full	0.04	0.04	-		3.57	-5.11		-1.54		-1.00	Pass
HE20	MCS0	2	113	6515	26RU/8	0.10	0.10	-		3.00	-5.11		-2.11		-1.00	Pass
HE20	MCS0	2	113	6515	52RU/40	0.11	0.11	-		3.01	-5.11		-2.10		-1.00	Pass
HE20	MCS0	2	113	6515	106RU/54	0.12	0.12	-		1.84	-5.11		-3.27		-1.00	Pass
HE40	MCS0	2	99	6445	Full	0.07	0.07	-		3.71	-5.11		-1.40		-1.00	Pass
HE40	MCS0	2	107	6485	Full	0.07	0.07	-		3.97	-5.11		-1.14		-1.00	Pass
HE80	MCS0	2	103	6465	Full	0.12	0.12	-		3.95	-5.11		-1.16		-1.00	Pass

U-NII-6 Straddle channel MIMO (CDD)																
Mod.	Data Rate	NTX	CH.	Freq (MHz)	RU Config.	Duty Factor (dB)		Conduced Power Density with Duty Factor (dBm/MHz)			DG (dBi)		EIRP Power Density (dBm/MHz)		EIRP Power Density Limit (dBm/MHz)	Pass /Fail
						Ant3	Ant4	Ant3	Ant4	SUM	Ant3	Ant4	Ant3	Ant4		
HE40	MCS0	2	115	6525	Full	0.07	0.07	-		3.43	-5.11		-1.68		-1.00	Pass
HE80	MCS0	2	119	6545	Full	0.12	0.12	-		4.05	-5.11		-1.06		-1.00	Pass
HE160	MCS0	2	111	6505	Full	0.21	0.21	-		0.22	-5.11		-4.89		-1.00	Pass

U-NII-7 MIMO (CDD)																
Mod.	Data Rate	NTX	CH.	Freq (MHz)	RU Config.	Duty Factor (dB)		Conduced Power Density with Duty Factor (dBm/MHz)			DG (dBi)		EIRP Power Density (dBm/MHz)		EIRP Power Density Limit (dBm/MHz)	Pass /Fail
						Ant3	Ant4	Ant3	Ant4	SUM	Ant3	Ant4	Ant3	Ant4		
HE20	MCS0	2	117	6535	Full	0.04	0.04	-		4.03	-5.62		-1.59		-1.00	Pass
HE20	MCS0	2	117	6535	26RU/0	0.10	0.10	-		2.82	-5.62		-2.80		-1.00	Pass
HE20	MCS0	2	117	6535	52RU/37	0.11	0.11	-		2.68	-5.62		-2.94		-1.00	Pass
HE20	MCS0	2	117	6535	106RU/53	0.12	0.12	-		1.96	-5.62		-3.66		-1.00	Pass
HE20	MCS0	2	149	6695	Full	0.04	0.04	-		3.99	-5.62		-1.63		-1.00	Pass
HE20	MCS0	2	149	6695	26RU/4	0.10	0.10	-		3.19	-5.62		-2.43		-1.00	Pass
HE20	MCS0	2	149	6695	52RU/38	0.11	0.11	-		3.19	-5.62		-2.43		-1.00	Pass
HE20	MCS0	2	149	6695	106RU/53	0.12	0.12	-		0.99	-5.62		-4.63		-1.00	Pass
HE20	MCS0	2	181	6855	Full	0.04	0.04	-		4.17	-5.62		-1.45		-1.00	Pass
HE20	MCS0	2	181	6855	26RU/8	0.10	0.10	-		3.21	-5.62		-2.41		-1.00	Pass
HE20	MCS0	2	181	6855	52RU/40	0.11	0.11	-		3.01	-5.62		-2.61		-1.00	Pass
HE20	MCS0	2	181	6855	106RU/54	0.12	0.12	-		2.31	-5.62		-3.31		-1.00	Pass
HE40	MCS0	2	123	6565	Full	0.07	0.07	-		4.26	-5.62		-1.36		-1.00	Pass
HE40	MCS0	2	147	6685	Full	0.07	0.07	-		4.30	-5.62		-1.32		-1.00	Pass
HE40	MCS0	2	179	6845	Full	0.07	0.07	-		4.39	-5.62		-1.23		-1.00	Pass
HE80	MCS0	2	135	6625	Full	0.12	0.12	-		4.42	-5.62		-1.20		-1.00	Pass
HE80	MCS0	2	151	6705	Full	0.12	0.12	-		4.59	-5.62		-1.03		-1.00	Pass
HE80	MCS0	2	167	6785	Full	0.12	0.12	-		3.79	-5.62		-1.83		-1.00	Pass
HE160	MCS0	2	143	6665	Full	0.21	0.21	-		-0.56	-5.62		-6.18		-1.00	Pass

U-NII-7 Straddle channel MIMO (CDD)																
Mod.	Data Rate	NTX	CH.	Freq (MHz)	RU Config.	Duty Factor (dB)		Conduced Power Density with Duty Factor (dBm/MHz)			DG (dBi)		EIRP Power Density (dBm/MHz)		EIRP Power Density Limit (dBm/MHz)	Pass /Fail
						Ant3	Ant4	Ant3	Ant4	SUM	Ant3	Ant4	Ant3	Ant4		
HE20	MCS0	2	185	6875	Full	0.04	0.04	-		4.25	-5.62		-1.37		-1.00	Pass
HE20	MCS0	2	185	6875	26RU/8	0.10	0.10	-		3.27	-5.62		-2.35		-1.00	Pass
HE20	MCS0	2	185	6875	52RU/40	0.11	0.11	-		3.03	-5.62		-2.59		-1.00	Pass
HE20	MCS0	2	185	6875	106RU/54	0.12	0.12	-		2.51	-5.62		-3.11		-1.00	Pass
HE40	MCS0	2	187	6885	Full	0.07	0.07	-		4.58	-5.62		-1.04		-1.00	Pass
HE80	MCS0	2	183	6865	Full	0.12	0.12	-		4.36	-5.62		-1.26		-1.00	Pass
HE160	MCS0	2	175	6825	Full	0.21	0.21	-		1.41	-5.62		-4.21		-1.00	Pass

U-NII-8 MIMO (CDD)																
Mod.	Data Rate	NTX	CH.	Freq (MHz)	RU Config.	Duty Factor (dB)		Conduced Power Density with Duty Factor (dBm/MHz)			DG (dBi)		EIRP Power Density (dBm/MHz)		EIRP Power Density Limit (dBm/MHz)	Pass /Fail
						Ant3	Ant4	Ant3	Ant4	SUM	Ant3	Ant4	Ant3	Ant4		
HE20	MCS0	2	189	6895	Full	0.04	0.04	-		5.87	-7.18		-1.31		-1.00	Pass
HE20	MCS0	2	189	6895	26RU/0	0.10	0.10	-		4.78	-7.18		-2.40		-1.00	Pass
HE20	MCS0	2	189	6895	52RU/37	0.11	0.11	-		4.63	-7.18		-2.55		-1.00	Pass
HE20	MCS0	2	189	6895	106RU/53	0.12	0.12	-		5.59	-7.18		-1.59		-1.00	Pass
HE20	MCS0	2	209	6995	Full	0.04	0.04	-		5.80	-7.18		-1.38		-1.00	Pass
HE20	MCS0	2	209	6995	26RU/4	0.10	0.10	-		4.67	-7.18		-2.51		-1.00	Pass
HE20	MCS0	2	209	6995	52RU/38	0.11	0.11	-		4.14	-7.18		-3.04		-1.00	Pass
HE20	MCS0	2	209	6995	106RU/53	0.12	0.12	-		5.72	-7.18		-1.46		-1.00	Pass
HE20	MCS0	2	229	7095	Full	0.04	0.04	-		5.69	-7.18		-1.49		-1.00	Pass
HE20	MCS0	2	229	7095	26RU/8	0.10	0.10	-		4.06	-7.18		-3.12		-1.00	Pass
HE20	MCS0	2	229	7095	52RU/40	0.11	0.11	-		4.54	-7.18		-2.64		-1.00	Pass
HE20	MCS0	2	229	7095	106RU/54	0.12	0.12	-		5.57	-7.18		-1.61		-1.00	Pass
HE40	MCS0	2	195	6925	Full	0.07	0.07	-		5.93	-7.18		-1.25		-1.00	Pass
HE40	MCS0	2	211	7005	Full	0.07	0.07	-		5.72	-7.18		-1.46		-1.00	Pass
HE40	MCS0	2	227	7085	Full	0.07	0.07	-		5.82	-7.18		-1.36		-1.00	Pass
HE80	MCS0	2	199	6945	Full	0.12	0.12	-		4.94	-7.18		-2.24		-1.00	Pass
HE80	MCS0	2	215	7025	Full	0.12	0.12	-		4.88	-7.18		-2.30		-1.00	Pass
HE160	MCS0	2	207	6985	Full	0.21	0.21	-		0.53	-7.18		-6.65		-1.00	Pass

U-NII-5 MIMO (CDD)																
Mod.	Data Rate	NTX	CH.	Freq (MHz)	RU Config.	Duty Factor (dB)		Conduced Power Density with Duty Factor (dBm/MHz)			DG (dBi)		EIRP Power Density (dBm/MHz)		EIRP Power Density Limit (dBm/MHz)	Pass /Fail
						Ant3	Ant4	Ant3	Ant4	SUM	Ant3	Ant4	Ant3	Ant4		
EHT20	MCS0	2	01	5955	Full	0.04	0.04	-		2.96	-4.05		-1.09		-1.00	Pass
EHT20	MCS0	2	01	5955	26RU/0	0.10	0.10	-		2.76	-4.05		-1.29		-1.00	Pass
EHT20	MCS0	2	01	5955	52RU/37	0.11	0.11	-		2.47	-4.05		-1.58		-1.00	Pass
EHT20	MCS0	2	01	5955	106RU/53	0.12	0.12	-		2.50	-4.05		-1.55		-1.00	Pass
EHT20	MCS0	2	01	5955	52T+26T/70	0.05	0.05	-		2.88	-4.05		-1.17		-1.00	Pass
EHT20	MCS0	2	01	5955	106T+26T/82	0.08	0.08	-		1.60	-4.05		-2.45		-1.00	Pass
EHT20	MCS0	2	49	6195	Full	0.04	0.04	-		2.86	-4.05		-1.19		-1.00	Pass
EHT20	MCS0	2	49	6195	26RU/4	0.10	0.10	-		2.46	-4.05		-1.59		-1.00	Pass
EHT20	MCS0	2	49	6195	52RU/38	0.11	0.11	-		2.76	-4.05		-1.29		-1.00	Pass
EHT20	MCS0	2	49	6195	106RU/53	0.12	0.12	-		2.61	-4.05		-1.44		-1.00	Pass
EHT20	MCS0	2	49	6195	52T+26T/71	0.05	0.05	-		2.84	-4.05		-1.21		-1.00	Pass
EHT20	MCS0	2	49	6195	106T+26T/83	0.08	0.08	-		1.74	-4.05		-2.31		-1.00	Pass
EHT20	MCS0	2	93	6415	Full	0.04	0.04	-		3.02	-4.05		-1.03		-1.00	Pass
EHT20	MCS0	2	93	6415	26RU/8	0.10	0.10	-		2.79	-4.05		-1.26		-1.00	Pass
EHT20	MCS0	2	93	6415	52RU/40	0.11	0.11	-		2.83	-4.05		-1.22		-1.00	Pass
EHT20	MCS0	2	93	6415	106RU/54	0.12	0.12	-		2.44	-4.05		-1.61		-1.00	Pass
EHT20	MCS0	2	93	6415	52T+26T/72	0.05	0.05	-		2.49	-4.05		-1.56		-1.00	Pass
EHT20	MCS0	2	93	6415	106T+26T/83	0.08	0.08	-		1.61	-4.05		-2.44		-1.00	Pass
EHT40	MCS0	2	03	5965	Full	0.07	0.07	-		2.70	-4.05		-1.35		-1.00	Pass
EHT40	MCS0	2	51	6205	Full	0.07	0.07	-		2.73	-4.05		-1.32		-1.00	Pass
EHT40	MCS0	2	91	6405	Full	0.07	0.07	-		2.82	-4.05		-1.23		-1.00	Pass
EHT80	MCS0	2	07	5985	Full	0.12	0.12	-		2.97	-4.05		-1.08		-1.00	Pass
EHT80	MCS0	2	07	5985	Puncture20 /8	0.09	0.09	-		2.60	-4.05		-1.45		-1.00	Pass
EHT80	MCS0	2	55	6225	Full	0.12	0.12	-		2.99	-4.05		-1.06		-1.00	Pass
EHT80	MCS0	2	55	6225	Puncture20 /2	0.09	0.09	-		2.71	-4.05		-1.34		-1.00	Pass
EHT80	MCS0	2	55	6225	Puncture20 /4	0.09	0.09	-		2.93	-4.05		-1.12		-1.00	Pass

U-NII-5 MIMO (CDD)																
Mod.	Data Rate	NTX	CH.	Freq (MHz)	RU Config.	Duty Factor (dB)		Conduced Power Density with Duty Factor (dBm/MHz)			DG (dBi)		EIRP Power Density (dBm/MHz)		EIRP Power Density Limit (dBm/MHz)	Pass /Fail
						Ant3	Ant4	Ant3	Ant4	SUM	Ant3	Ant4	Ant3	Ant4		
EHT80	MCS0	2	87	6385	Full	0.12	0.12	-		2.70	-4.05		-1.35		-1.00	Pass
EHT80	MCS0	2	87	6385	Puncture20 /1	0.09	0.09	-		2.60	-4.05		-1.45		-1.00	Pass
EHT160	MCS0	2	15	6025	Full	0.21	0.21	-		2.82	-4.05		-1.23		-1.00	Pass
EHT160	MCS0	2	15	6025	Puncture20 /128	0.18	0.18	-		2.36	-4.05		-1.69		-1.00	Pass
EHT160	MCS0	2	15	6025	Puncture40 /192	0.17	0.17	-		2.74	-4.05		-1.31		-1.00	Pass
EHT160	MCS0	2	47	6185	Full	0.21	0.21	-		2.36	-4.05		-1.69		-1.00	Pass
EHT160	MCS0	2	47	6185	Puncture20 /16	0.18	0.18	-		2.20	-4.05		-1.85		-1.00	Pass
EHT160	MCS0	2	47	6185	Puncture40 /48	0.17	0.17	-		2.27	-4.05		-1.78		-1.00	Pass
EHT160	MCS0	2	79	6345	Full	0.21	0.21	-		2.33	-4.05		-1.72		-1.00	Pass
EHT160	MCS0	2	79	6345	Puncture20 /1	0.18	0.18	-		1.79	-4.05		-2.26		-1.00	Pass
EHT160	MCS0	2	79	6345	Puncture40 /3	0.17	0.17	-		2.08	-4.05		-1.97		-1.00	Pass

U-NII-6 MIMO (CDD)																
Mod.	Data Rate	NTX	CH.	Freq (MHz)	RU Config.	Duty Factor (dB)		Conduced Power Density with Duty Factor (dBm/MHz)			DG (dBi)		EIRP Power Density (dBm/MHz)		EIRP Power Density Limit (dBm/MHz)	Pass /Fail
						Ant3	Ant4	Ant3	Ant4	SUM	Ant3	Ant4	Ant3	Ant4		
EHT20	MCS0	2	97	6435	Full	0.04	0.04	-		3.99	-5.11		-1.12		-1.00	Pass
EHT20	MCS0	2	97	6435	26RU/0	0.10	0.10	-		3.89	-5.11		-1.22		-1.00	Pass
EHT20	MCS0	2	97	6435	52RU/37	0.11	0.11	-		3.70	-5.11		-1.41		-1.00	Pass
EHT20	MCS0	2	97	6435	106RU/53	0.12	0.12	-		3.29	-5.11		-1.82		-1.00	Pass
EHT20	MCS0	2	97	6435	52T+26T/70	0.05	0.05	-		3.91	-5.11		-1.20		-1.00	Pass
EHT20	MCS0	2	97	6435	106T+26T/82	0.08	0.08	-		2.45	-5.11		-2.66		-1.00	Pass
EHT20	MCS0	2	105	6475	Full	0.04	0.04	-		4.00	-5.11		-1.11		-1.00	Pass
EHT20	MCS0	2	105	6475	26RU/4	0.10	0.10	-		3.93	-5.11		-1.18		-1.00	Pass
EHT20	MCS0	2	105	6475	52RU/38	0.11	0.11	-		3.31	-5.11		-1.80		-1.00	Pass
EHT20	MCS0	2	105	6475	106RU/53	0.12	0.12	-		2.99	-5.11		-2.12		-1.00	Pass
EHT20	MCS0	2	105	6475	52T+26T/71	0.05	0.05	-		3.71	-5.11		-1.40		-1.00	Pass
EHT20	MCS0	2	105	6475	106T+26T/83	0.08	0.08	-		3.77	-5.11		-1.34		-1.00	Pass
EHT20	MCS0	2	113	6515	Full	0.04	0.04	-		4.04	-5.11		-1.07		-1.00	Pass
EHT20	MCS0	2	113	6515	26RU/8	0.10	0.10	-		4.02	-5.11		-1.09		-1.00	Pass
EHT20	MCS0	2	113	6515	52RU/40	0.11	0.11	-		4.00	-5.11		-1.11		-1.00	Pass
EHT20	MCS0	2	113	6515	106RU/54	0.12	0.12	-		2.78	-5.11		-2.33		-1.00	Pass
EHT20	MCS0	2	113	6515	52T+26T/72	0.05	0.05	-		3.81	-5.11		-1.30		-1.00	Pass
EHT20	MCS0	2	113	6515	106T+26T/83	0.08	0.08	-		3.90	-5.11		-1.21		-1.00	Pass
EHT40	MCS0	2	99	6445	Full	0.07	0.07	-		3.94	-5.11		-1.17		-1.00	Pass
EHT40	MCS0	2	107	6485	Full	0.07	0.07	-		4.03	-5.11		-1.08		-1.00	Pass
EHT80	MCS0	2	103	6465	Full	0.12	0.12	-		4.11	-5.11		-1.00		-1.00	Pass
EHT80	MCS0	2	103	6465	Puncture20 /8	0.09	0.09	-		4.02	-5.11		-1.09		-1.00	Pass

U-NII-6 Straddle channel MIMO (CDD)																
Mod.	Data Rate	NTX	CH.	Freq (MHz)	RU Config.	Duty Factor (dB)		Conduced Power Density with Duty Factor (dBm/MHz)			DG (dBi)		EIRP Power Density (dBm/MHz)		EIRP Power Density Limit (dBm/MHz)	Pass /Fail
						Ant3	Ant4	Ant3	Ant4	SUM	Ant3	Ant4	Ant3	Ant4		
EHT40	MCS0	2	115	6525	Full	0.07	0.07	-		3.97	-5.11		-1.14		-1.00	Pass
EHT80	MCS0	2	119	6545	Full	0.12	0.12	-		4.05	-5.11		-1.06		-1.00	Pass
EHT80	MCS0	2	119	6545	Puncture20 /8	0.09	0.09	-		3.82	-5.11		-1.29		-1.00	Pass
EHT160	MCS0	2	111	6505	Full	0.21	0.21	-		0.45	-5.11		-4.66		-1.00	Pass
EHT160	MCS0	2	111	6505	Puncture20 /1	0.18	0.18	-		0.18	-5.11		-4.93		-1.00	Pass
EHT160	MCS0	2	111	6505	Puncture40 /3	0.17	0.17	-		0.42	-5.11		-4.69		-1.00	Pass

U-NII-7 MIMO (CDD)																
Mod.	Data Rate	NTX	CH.	Freq (MHz)	RU Config.	Duty Factor (dB)		Conduced Power Density with Duty Factor (dBm/MHz)			DG (dBi)		EIRP Power Density (dBm/MHz)		EIRP Power Density Limit (dBm/MHz)	Pass /Fail
						Ant3	Ant4	Ant3	Ant4	SUM	Ant3	Ant4	Ant3	Ant4		
EHT20	MCS0	2	117	6535	Full	0.04	0.04	-		4.35	-5.62		-1.27		-1.00	Pass
EHT20	MCS0	2	117	6535	26RU/0	0.10	0.10	-		3.92	-5.62		-1.70		-1.00	Pass
EHT20	MCS0	2	117	6535	52RU/37	0.11	0.11	-		3.83	-5.62		-1.79		-1.00	Pass
EHT20	MCS0	2	117	6535	106RU/53	0.12	0.12	-		3.10	-5.62		-2.52		-1.00	Pass
EHT20	MCS0	2	117	6535	52T+26T/70	0.05	0.05	-		4.23	-5.62		-1.39		-1.00	Pass
EHT20	MCS0	2	117	6535	106T+26T/82	0.08	0.08	-		4.04	-5.62		-1.58		-1.00	Pass
EHT20	MCS0	2	149	6695	Full	0.04	0.04	-		4.30	-5.62		-1.32		-1.00	Pass
EHT20	MCS0	2	149	6695	26RU/4	0.10	0.10	-		4.22	-5.62		-1.40		-1.00	Pass
EHT20	MCS0	2	149	6695	52RU/38	0.11	0.11	-		4.11	-5.62		-1.51		-1.00	Pass
EHT20	MCS0	2	149	6695	106RU/53	0.12	0.12	-		2.43	-5.62		-3.19		-1.00	Pass
EHT20	MCS0	2	149	6695	52T+26T/71	0.05	0.05	-		3.85	-5.62		-1.77		-1.00	Pass
EHT20	MCS0	2	149	6695	106T+26T/83	0.08	0.08	-		4.22	-5.62		-1.40		-1.00	Pass
EHT20	MCS0	2	181	6855	Full	0.04	0.04	-		4.44	-5.62		-1.18		-1.00	Pass
EHT20	MCS0	2	181	6855	26RU/8	0.10	0.10	-		4.29	-5.62		-1.33		-1.00	Pass
EHT20	MCS0	2	181	6855	52RU/40	0.11	0.11	-		4.39	-5.62		-1.23		-1.00	Pass
EHT20	MCS0	2	181	6855	106RU/54	0.12	0.12	-		3.34	-5.62		-2.28		-1.00	Pass
EHT20	MCS0	2	181	6855	52T+26T/72	0.05	0.05	-		4.35	-5.62		-1.27		-1.00	Pass
EHT20	MCS0	2	181	6855	106T+26T/83	0.08	0.08	-		4.36	-5.62		-1.26		-1.00	Pass
EHT40	MCS0	2	123	6565	Full	0.07	0.07	-		4.48	-5.62		-1.14		-1.00	Pass
EHT40	MCS0	2	147	6685	Full	0.07	0.07	-		4.36	-5.62		-1.26		-1.00	Pass
EHT40	MCS0	2	179	6845	Full	0.07	0.07	-		4.53	-5.62		-1.09		-1.00	Pass
EHT80	MCS0	2	135	6625	Full	0.12	0.12	-		4.46	-5.62		-1.16		-1.00	Pass
EHT80	MCS0	2	135	6625	Puncture20 /8	0.09	0.09	-		4.19	-5.62		-1.43		-1.00	Pass
EHT80	MCS0	2	151	6705	Full	0.12	0.12	-		4.44	-5.62		-1.18		-1.00	Pass
EHT80	MCS0	2	151	6705	Puncture20 /2	0.09	0.09	-		4.16	-5.62		-1.46		-1.00	Pass
EHT80	MCS0	2	151	6705	Puncture20 /4	0.09	0.09	-		4.18	-5.62		-1.44		-1.00	Pass

U-NII-7 MIMO (CDD)																
Mod.	Data Rate	NTX	CH.	Freq (MHz)	RU Config.	Duty Factor (dB)		Conduced Power Density with Duty Factor (dBm/MHz)			DG (dBi)		EIRP Power Density (dBm/MHz)		EIRP Power Density Limit (dBm/MHz)	Pass /Fail
						Ant3	Ant4	Ant3	Ant4	SUM	Ant3	Ant4	Ant3	Ant4		
EHT80	MCS0	2	167	6785	Full	0.12	0.12	-		4.23	-5.62		-1.39		-1.00	Pass
EHT80	MCS0	2	167	6785	Puncture20 /1	0.09	0.09	-		4.00	-5.62		-1.62		-1.00	Pass
EHT160	MCS0	2	143	6665	Full	0.21	0.21	-		-0.22	-5.62		-5.84		-1.00	Pass
EHT160	MCS0	2	143	6665	Puncture20 /128	0.18	0.18	-		-0.95	-5.62		-6.57		-1.00	Pass
EHT160	MCS0	2	143	6665	Puncture40 /192	0.17	0.17	-		-0.39	-5.62		-6.01		-1.00	Pass

U-NII-7 Straddle channel MIMO (CDD)																
Mod.	Data Rate	NTX	CH.	Freq (MHz)	RU Config.	Duty Factor (dB)		Conduced Power Density with Duty Factor (dBm/MHz)			DG (dBi)		EIRP Power Density (dBm/MHz)		EIRP Power Density Limit (dBm/MHz)	Pass /Fail
						Ant3	Ant4	Ant3	Ant4	SUM	Ant3	Ant4	Ant3	Ant4		
EHT20	MCS0	2	185	6875	Full	0.04	0.04	-		4.54	-5.62		-1.08		-1.00	Pass
EHT20	MCS0	2	185	6875	26RU/8	0.10	0.10	-		4.37	-5.62		-1.25		-1.00	Pass
EHT20	MCS0	2	185	6875	52RU/40	0.11	0.11	-		4.43	-5.62		-1.19		-1.00	Pass
EHT20	MCS0	2	185	6875	106RU/54	0.12	0.12	-		3.63	-5.62		-1.99		-1.00	Pass
EHT20	MCS0	2	185	6875	52T+26T/72	0.05	0.05	-		4.05	-5.62		-1.57		-1.00	Pass
EHT20	MCS0	2	185	6875	106T+26T/83	0.08	0.08	-		2.56	-5.62		-3.06		-1.00	Pass
EHT40	MCS0	2	187	6885	Full	0.07	0.07	-		4.52	-5.62		-1.10		-1.00	Pass
EHT80	MCS0	2	183	6865	Full	0.12	0.12	-		4.45	-5.62		-1.17		-1.00	Pass
EHT80	MCS0	2	183	6865	Puncture20 /1	0.09	0.09	-		4.16	-5.62		-1.46		-1.00	Pass
EHT160	MCS0	2	175	6825	Full	0.21	0.21	-		1.52	-5.62		-4.10		-1.00	Pass
EHT160	MCS0	2	175	6825	Puncture20 /128	0.18	0.18	-		0.87	-5.62		-4.75		-1.00	Pass
EHT160	MCS0	2	175	6825	Puncture40 /192	0.17	0.17	-		1.22	-5.62		-4.40		-1.00	Pass

U-NII-8 MIMO (CDD)																
Mod.	Data Rate	NTX	CH.	Freq (MHz)	RU Config.	Duty Factor (dB)		Conduced Power Density with Duty Factor (dBm/MHz)			DG (dBi)		EIRP Power Density (dBm/MHz)		EIRP Power Density Limit (dBm/MHz)	Pass /Fail
						Ant3	Ant4	Ant3	Ant4	SUM	Ant3	Ant4	Ant3	Ant4		
EHT20	MCS0	2	189	6895	Full	0.04	0.04	-		6.02	-7.18		-1.16		-1.00	Pass
EHT20	MCS0	2	189	6895	26RU/0	0.10	0.10	-		5.92	-7.18		-1.26		-1.00	Pass
EHT20	MCS0	2	189	6895	52RU/37	0.11	0.11	-		5.81	-7.18		-1.37		-1.00	Pass
EHT20	MCS0	2	189	6895	106RU/53	0.12	0.12	-		5.90	-7.18		-1.28		-1.00	Pass
EHT20	MCS0	2	189	6895	52T+26T/70	0.05	0.05	-		4.83	-7.18		-2.35		-1.00	Pass
EHT20	MCS0	2	189	6895	106T+26T/82	0.08	0.08	-		5.63	-7.18		-1.55		-1.00	Pass
EHT20	MCS0	2	209	6995	Full	0.04	0.04	-		6.18	-7.18		-1.00		-1.00	Pass
EHT20	MCS0	2	209	6995	26RU/4	0.10	0.10	-		6.05	-7.18		-1.13		-1.00	Pass
EHT20	MCS0	2	209	6995	52RU/38	0.11	0.11	-		5.83	-7.18		-1.35		-1.00	Pass
EHT20	MCS0	2	209	6995	106RU/53	0.12	0.12	-		6.12	-7.18		-1.06		-1.00	Pass
EHT20	MCS0	2	209	6995	52T+26T/71	0.05	0.05	-		4.45	-7.18		-2.73		-1.00	Pass
EHT20	MCS0	2	209	6995	106T+26T/83	0.08	0.08	-		5.74	-7.18		-1.44		-1.00	Pass
EHT20	MCS0	2	229	7095	Full	0.04	0.04	-		5.95	-7.18		-1.23		-1.00	Pass
EHT20	MCS0	2	229	7095	26RU/8	0.10	0.10	-		5.42	-7.18		-1.76		-1.00	Pass
EHT20	MCS0	2	229	7095	52RU/40	0.11	0.11	-		5.71	-7.18		-1.47		-1.00	Pass
EHT20	MCS0	2	229	7095	106RU/54	0.12	0.12	-		5.79	-7.18		-1.39		-1.00	Pass
EHT20	MCS0	2	229	7095	52T+26T/72	0.05	0.05	-		4.15	-7.18		-3.03		-1.00	Pass
EHT20	MCS0	2	229	7095	106T+26T/83	0.08	0.08	-		5.65	-7.18		-1.53		-1.00	Pass
EHT40	MCS0	2	195	6925	Full	0.07	0.07	-		6.16	-7.18		-1.02		-1.00	Pass
EHT40	MCS0	2	211	7005	Full	0.07	0.07	-		5.94	-7.18		-1.24		-1.00	Pass
EHT40	MCS0	2	227	7085	Full	0.07	0.07	-		6.08	-7.18		-1.10		-1.00	Pass
EHT80	MCS0	2	199	6945	Full	0.12	0.12	-		5.11	-7.18		-2.07		-1.00	Pass
EHT80	MCS0	2	199	6945	Puncture20 /8	0.09	0.09	-		5.05	-7.18		-2.13		-1.00	Pass
EHT80	MCS0	2	215	7025	Full	0.12	0.12	-		5.06	-7.18		-2.12		-1.00	Pass
EHT80	MCS0	2	215	7025	Puncture20 /1	0.09	0.09	-		4.98	-7.18		-2.20		-1.00	Pass

U-NII-8 MIMO (CDD)																
Mod.	Data Rate	NTX	CH.	Freq (MHz)	RU Config.	Duty Factor (dB)		Conduced Power Density with Duty Factor (dBm/MHz)			DG (dBi)		EIRP Power Density (dBm/MHz)		EIRP Power Density Limit (dBm/MHz)	Pass /Fail
						Ant3	Ant4	Ant3	Ant4	SUM	Ant3	Ant4	Ant3	Ant4		
EHT160	MCS0	2	207	6985	Full	0.21	0.21	-		0.75	-7.18		-6.43		-1.00	Pass
EHT160	MCS0	2	207	6985	Puncture20 /1	0.18	0.18	-		0.43	-7.18		-6.75		-1.00	Pass
EHT160	MCS0	2	207	6985	Puncture40 /3	0.17	0.17	-		0.67	-7.18		-6.51		-1.00	Pass

<SDM Mode>

U-NII-5 MIMO (SDM)															
Mod.	Data Rate	NTX	CH.	Freq (MHz)	Duty Factor (dB)		Conduced Power Density with Duty Factor (dBm/MHz)			DG (dBi)		EIRP Power Density (dBm/MHz)		EIRP Power Density Limit (dBm/MHz)	Pass /Fail
					Ant3	Ant4	Ant3	Ant4	SUM	Ant3	Ant4	Ant3	Ant4		
11a	6M	2	01	5955	0.02	0.02	-		5.19	-6.40		-1.21		-1.00	Pass
11a	6M	2	49	6195	0.02	0.02	-		5.31	-6.40		-1.09		-1.00	Pass
11a	6M	2	93	6415	0.02	0.02	-		5.24	-6.40		-1.16		-1.00	Pass

U-NII-6 MIMO (SDM)															
Mod.	Data Rate	NTX	CH.	Freq (MHz)	Duty Factor (dB)		Conduced Power Density with Duty Factor (dBm/MHz)			DG (dBi)		EIRP Power Density (dBm/MHz)		EIRP Power Density Limit (dBm/MHz)	Pass /Fail
					Ant3	Ant4	Ant3	Ant4	SUM	Ant3	Ant4	Ant3	Ant4		
11a	6M	2	97	6435	0.02	0.02	-		6.85	-7.86		-1.01		-1.00	Pass
11a	6M	2	105	6475	0.02	0.02	-		6.83	-7.86		-1.03		-1.00	Pass
11a	6M	2	113	6515	0.02	0.02	-		6.82	-7.86		-1.04		-1.00	Pass

U-NII-7 MIMO (SDM)															
Mod.	Data Rate	NTX	CH.	Freq (MHz)	Duty Factor (dB)		Conduced Power Density with Duty Factor (dBm/MHz)			DG (dBi)		EIRP Power Density (dBm/MHz)		EIRP Power Density Limit (dBm/MHz)	Pass /Fail
					Ant3	Ant4	Ant3	Ant4	SUM	Ant3	Ant4	Ant3	Ant4		
11a	6M	2	117	6535	0.02	0.02	-		6.83	-7.98		-1.15		-1.00	Pass
11a	6M	2	149	6695	0.02	0.02	-		6.93	-7.98		-1.05		-1.00	Pass
11a	6M	2	181	6855	0.02	0.02	-		6.97	-7.98		-1.01		-1.00	Pass

U-NII-7 Straddle channel MIMO (SDM)															
Mod.	Data Rate	NTX	CH.	Freq (MHz)	Duty Factor (dB)		Conduced Power Density with Duty Factor (dBm/MHz)			DG (dBi)		EIRP Power Density (dBm/MHz)		EIRP Power Density Limit (dBm/MHz)	Pass /Fail
					Ant3	Ant4	Ant3	Ant4	SUM	Ant3	Ant4	Ant3	Ant4		
11a	6M	2	185	6875	0.02	0.02	-		6.73	-7.98		-1.25		-1.00	Pass

U-NII-8 MIMO (SDM)															
Mod.	Data Rate	NTX	CH.	Freq (MHz)	Duty Factor (dB)		Conduced Power Density with Duty Factor (dBm/MHz)			DG (dBi)		EIRP Power Density (dBm/MHz)		EIRP Power Density Limit (dBm/MHz)	Pass /Fail
					Ant3	Ant4	Ant3	Ant4	SUM	Ant3	Ant4	Ant3	Ant4		
11a	6M	2	189	6895	0.02	0.02	-		8.55	-9.55		-1.00		-1.00	Pass
11a	6M	2	209	6995	0.02	0.02	-		8.46	-9.55		-1.09		-1.00	Pass
11a	6M	2	229	7095	0.02	0.02	-		8.49	-9.55		-1.06		-1.00	Pass

U-NII-5 MIMO (SDM)																
Mod.	Data Rate	NTX	CH.	Freq (MHz)	RU Config.	Duty Factor (dB)		Conduced Power Density with Duty Factor (dBm/MHz)			DG (dBi)		EIRP Power Density (dBm/MHz)		EIRP Power Density Limit (dBm/MHz)	Pass /Fail
						Ant3	Ant4	Ant3	Ant4	SUM	Ant3	Ant4	Ant3	Ant4		
HE20	MCS0	2	01	5955	Full	0.04	0.04	-		4.88	-6.40		-1.52		-1.00	Pass
HE20	MCS0	2	01	5955	26RU/0	0.10	0.10	-		3.82	-6.40		-2.58		-1.00	Pass
HE20	MCS0	2	01	5955	52RU/37	0.11	0.11	-		3.33	-6.40		-3.07		-1.00	Pass
HE20	MCS0	2	01	5955	106RU/53	0.12	0.12	-		4.85	-6.40		-1.55		-1.00	Pass
HE20	MCS0	2	49	6195	Full	0.04	0.04	-		4.93	-6.40		-1.47		-1.00	Pass
HE20	MCS0	2	49	6195	26RU/4	0.10	0.10	-		3.51	-6.40		-2.89		-1.00	Pass
HE20	MCS0	2	49	6195	52RU/38	0.11	0.11	-		3.67	-6.40		-2.73		-1.00	Pass
HE20	MCS0	2	49	6195	106RU/53	0.12	0.12	-		4.78	-6.40		-1.62		-1.00	Pass
HE20	MCS0	2	93	6415	Full	0.04	0.04	-		4.87	-6.40		-1.53		-1.00	Pass
HE20	MCS0	2	93	6415	26RU/8	0.10	0.10	-		3.80	-6.40		-2.60		-1.00	Pass
HE20	MCS0	2	93	6415	52RU/40	0.11	0.11	-		3.57	-6.40		-2.83		-1.00	Pass
HE20	MCS0	2	93	6415	106RU/54	0.12	0.12	-		4.77	-6.40		-1.63		-1.00	Pass
HE40	MCS0	2	03	5965	Full	0.07	0.07	-		4.60	-6.40		-1.80		-1.00	Pass
HE40	MCS0	2	51	6205	Full	0.07	0.07	-		4.87	-6.40		-1.53		-1.00	Pass
HE40	MCS0	2	91	6405	Full	0.07	0.07	-		4.83	-6.40		-1.57		-1.00	Pass
HE80	MCS0	2	07	5985	Full	0.12	0.12	-		4.41	-6.40		-1.99		-1.00	Pass
HE80	MCS0	2	55	6225	Full	0.12	0.12	-		5.36	-6.40		-1.04		-1.00	Pass
HE80	MCS0	2	87	6385	Full	0.12	0.12	-		3.98	-6.40		-2.42		-1.00	Pass
HE160	MCS0	2	15	6025	Full	0.21	0.21	-		1.31	-6.40		-5.09		-1.00	Pass
HE160	MCS0	2	47	6185	Full	0.21	0.21	-		1.75	-6.40		-4.65		-1.00	Pass
HE160	MCS0	2	79	6345	Full	0.21	0.21	-		0.48	-6.40		-5.92		-1.00	Pass

U-NII-6 MIMO (SDM)																
Mod.	Data Rate	NTX	CH.	Freq (MHz)	RU Config.	Duty Factor (dB)		Conduced Power Density with Duty Factor (dBm/MHz)			DG (dBi)		EIRP Power Density (dBm/MHz)		EIRP Power Density Limit (dBm/MHz)	Pass /Fail
						Ant3	Ant4	Ant3	Ant4	SUM	Ant3	Ant4	Ant3	Ant4		
HE20	MCS0	2	97	6435	Full	0.04	0.04	-		6.31	-7.86		-1.55		-1.00	Pass
HE20	MCS0	2	97	6435	26RU/0	0.10	0.10	-		4.84	-7.86		-3.02		-1.00	Pass
HE20	MCS0	2	97	6435	52RU/37	0.11	0.11	-		4.31	-7.86		-3.55		-1.00	Pass
HE20	MCS0	2	97	6435	106RU/53	0.12	0.12	-		6.04	-7.86		-1.82		-1.00	Pass
HE20	MCS0	2	105	6475	Full	0.04	0.04	-		6.12	-7.86		-1.74		-1.00	Pass
HE20	MCS0	2	105	6475	26RU/4	0.10	0.10	-		4.58	-7.86		-3.28		-1.00	Pass
HE20	MCS0	2	105	6475	52RU/38	0.11	0.11	-		4.34	-7.86		-3.52		-1.00	Pass
HE20	MCS0	2	105	6475	106RU/53	0.12	0.12	-		5.99	-7.86		-1.87		-1.00	Pass
HE20	MCS0	2	113	6515	Full	0.04	0.04	-		6.54	-7.86		-1.32		-1.00	Pass
HE20	MCS0	2	113	6515	26RU/8	0.10	0.10	-		5.14	-7.86		-2.72		-1.00	Pass
HE20	MCS0	2	113	6515	52RU/40	0.11	0.11	-		4.14	-7.86		-3.72		-1.00	Pass
HE20	MCS0	2	113	6515	106RU/54	0.12	0.12	-		6.27	-7.86		-1.59		-1.00	Pass
HE40	MCS0	2	99	6445	Full	0.07	0.07	-		6.63	-7.86		-1.23		-1.00	Pass
HE40	MCS0	2	107	6485	Full	0.07	0.07	-		6.51	-7.86		-1.35		-1.00	Pass
HE80	MCS0	2	103	6465	Full	0.12	0.12	-		4.39	-7.86		-3.47		-1.00	Pass

U-NII-6 Straddle channel MIMO (SDM)																
Mod.	Data Rate	NTX	CH.	Freq (MHz)	RU Config.	Duty Factor (dB)		Conduced Power Density with Duty Factor (dBm/MHz)			DG (dBi)		EIRP Power Density (dBm/MHz)		EIRP Power Density Limit (dBm/MHz)	Pass /Fail
						Ant3	Ant4	Ant3	Ant4	SUM	Ant3	Ant4	Ant3	Ant4		
HE40	MCS0	2	115	6525	Full	0.07	0.07	-		6.67	-7.86		-1.19		-1.00	Pass
HE80	MCS0	2	119	6545	Full	0.12	0.12	-		3.83	-7.86		-4.03		-1.00	Pass
HE160	MCS0	2	111	6505	Full	0.21	0.21	-		-1.31	-7.86		-9.17		-1.00	Pass

U-NII-7 MIMO (SDM)																
Mod.	Data Rate	NTX	CH.	Freq (MHz)	RU Config.	Duty Factor (dB)		Conduced Power Density with Duty Factor (dBm/MHz)			DG (dBi)		EIRP Power Density (dBm/MHz)		EIRP Power Density Limit (dBm/MHz)	Pass /Fail
						Ant3	Ant4	Ant3	Ant4	SUM	Ant3	Ant4	Ant3	Ant4		
HE20	MCS0	2	117	6535	Full	0.04	0.04	-		6.56	-7.98		-1.42		-1.00	Pass
HE20	MCS0	2	117	6535	26RU/0	0.10	0.10	-		5.33	-7.98		-2.65		-1.00	Pass
HE20	MCS0	2	117	6535	52RU/37	0.11	0.11	-		3.84	-7.98		-4.14		-1.00	Pass
HE20	MCS0	2	117	6535	106RU/53	0.12	0.12	-		5.94	-7.98		-2.04		-1.00	Pass
HE20	MCS0	2	149	6695	Full	0.04	0.04	-		6.28	-7.98		-1.70		-1.00	Pass
HE20	MCS0	2	149	6695	26RU/4	0.10	0.10	-		4.66	-7.98		-3.32		-1.00	Pass
HE20	MCS0	2	149	6695	52RU/38	0.11	0.11	-		3.31	-7.98		-4.67		-1.00	Pass
HE20	MCS0	2	149	6695	106RU/53	0.12	0.12	-		6.05	-7.98		-1.93		-1.00	Pass
HE20	MCS0	2	181	6855	Full	0.04	0.04	-		6.66	-7.98		-1.32		-1.00	Pass
HE20	MCS0	2	181	6855	26RU/8	0.10	0.10	-		5.03	-7.98		-2.95		-1.00	Pass
HE20	MCS0	2	181	6855	52RU/40	0.11	0.11	-		4.39	-7.98		-3.59		-1.00	Pass
HE20	MCS0	2	181	6855	106RU/54	0.12	0.12	-		6.42	-7.98		-1.56		-1.00	Pass
HE40	MCS0	2	123	6565	Full	0.07	0.07	-		6.84	-7.98		-1.14		-1.00	Pass
HE40	MCS0	2	147	6685	Full	0.07	0.07	-		6.72	-7.98		-1.26		-1.00	Pass
HE40	MCS0	2	179	6845	Full	0.07	0.07	-		6.35	-7.98		-1.63		-1.00	Pass
HE80	MCS0	2	135	6625	Full	0.12	0.12	-		3.84	-7.98		-4.14		-1.00	Pass
HE80	MCS0	2	151	6705	Full	0.12	0.12	-		4.46	-7.98		-3.52		-1.00	Pass
HE80	MCS0	2	167	6785	Full	0.12	0.12	-		3.49	-7.98		-4.49		-1.00	Pass
HE160	MCS0	2	143	6665	Full	0.21	0.21	-		-2.15	-7.98		-10.13		-1.00	Pass

U-NII-7 Straddle channel MIMO (SDM)																
Mod.	Data Rate	NTX	CH.	Freq (MHz)	RU Config.	Duty Factor (dB)		Conduced Power Density with Duty Factor (dBm/MHz)			DG (dBi)		EIRP Power Density (dBm/MHz)		EIRP Power Density Limit (dBm/MHz)	Pass /Fail
						Ant3	Ant4	Ant3	Ant4	SUM	Ant3	Ant4	Ant3	Ant4		
HE20	MCS0	2	185	6875	Full	0.04	0.04	-		6.60	-7.98		-1.38		-1.00	Pass
HE20	MCS0	2	185	6875	26RU/8	0.10	0.10	-		5.24	-7.98		-2.74		-1.00	Pass
HE20	MCS0	2	185	6875	52RU/40	0.11	0.11	-		4.92	-7.98		-3.06		-1.00	Pass
HE20	MCS0	2	185	6875	106RU/54	0.12	0.12	-		6.31	-7.98		-1.67		-1.00	Pass
HE40	MCS0	2	187	6885	Full	0.07	0.07	-		6.64	-7.98		-1.34		-1.00	Pass
HE80	MCS0	2	183	6865	Full	0.12	0.12	-		3.91	-7.98		-4.07		-1.00	Pass
HE160	MCS0	2	175	6825	Full	0.21	0.21	-		-0.41	-7.98		-8.39		-1.00	Pass

U-NII-8 MIMO (SDM)																
Mod.	Data Rate	NTX	CH.	Freq (MHz)	RU Config.	Duty Factor (dB)		Conduced Power Density with Duty Factor (dBm/MHz)			DG (dBi)		EIRP Power Density (dBm/MHz)		EIRP Power Density Limit (dBm/MHz)	Pass /Fail
						Ant3	Ant4	Ant3	Ant4	SUM	Ant3	Ant4	Ant3	Ant4		
HE20	MCS0	2	189	6895	Full	0.04	0.04	-		8.24	-9.55		-1.31		-1.00	Pass
HE20	MCS0	2	189	6895	26RU/0	0.10	0.10	-		6.47	-9.55		-3.08		-1.00	Pass
HE20	MCS0	2	189	6895	52RU/37	0.11	0.11	-		4.68	-9.55		-4.87		-1.00	Pass
HE20	MCS0	2	189	6895	106RU/53	0.12	0.12	-		7.84	-9.55		-1.71		-1.00	Pass
HE20	MCS0	2	209	6995	Full	0.04	0.04	-		8.30	-9.55		-1.25		-1.00	Pass
HE20	MCS0	2	209	6995	26RU/4	0.10	0.10	-		6.16	-9.55		-3.39		-1.00	Pass
HE20	MCS0	2	209	6995	52RU/38	0.11	0.11	-		8.11	-9.55		-1.44		-1.00	Pass
HE20	MCS0	2	209	6995	106RU/53	0.12	0.12	-		7.83	-9.55		-1.72		-1.00	Pass
HE20	MCS0	2	229	7095	Full	0.04	0.04	-		8.00	-9.55		-1.55		-1.00	Pass
HE20	MCS0	2	229	7095	26RU/8	0.10	0.10	-		6.07	-9.55		-3.48		-1.00	Pass
HE20	MCS0	2	229	7095	52RU/40	0.11	0.11	-		5.45	-9.55		-4.10		-1.00	Pass
HE20	MCS0	2	229	7095	106RU/54	0.12	0.12	-		7.74	-9.55		-1.81		-1.00	Pass
HE40	MCS0	2	195	6925	Full	0.07	0.07	-		7.22	-9.55		-2.33		-1.00	Pass
HE40	MCS0	2	211	7005	Full	0.07	0.07	-		8.10	-9.55		-1.45		-1.00	Pass
HE40	MCS0	2	227	7085	Full	0.07	0.07	-		7.80	-9.55		-1.75		-1.00	Pass
HE80	MCS0	2	199	6945	Full	0.12	0.12	-		4.30	-9.55		-5.25		-1.00	Pass
HE80	MCS0	2	215	7025	Full	0.12	0.12	-		4.21	-9.55		-5.34		-1.00	Pass
HE160	MCS0	2	207	6985	Full	0.21	0.21	-		-0.79	-9.55		-10.34		-1.00	Pass

U-NII-5 MIMO (SDM)																
Mod.	Data Rate	NTX	CH.	Freq (MHz)	RU Config.	Duty Factor (dB)		Conduced Power Density with Duty Factor (dBm/MHz)			DG (dBi)		EIRP Power Density (dBm/MHz)		EIRP Power Density Limit (dBm/MHz)	Pass /Fail
						Ant3	Ant4	Ant3	Ant4	SUM	Ant3	Ant4	Ant3	Ant4		
EHT20	MCS0	2	01	5955	Full	0.04	0.04	-		5.36	-6.40		-1.04		-1.00	Pass
EHT20	MCS0	2	01	5955	26RU/0	0.10	0.10	-		5.30	-6.40		-1.10		-1.00	Pass
EHT20	MCS0	2	01	5955	52RU/37	0.11	0.11	-		5.11	-6.40		-1.29		-1.00	Pass
EHT20	MCS0	2	01	5955	106RU/53	0.12	0.12	-		5.30	-6.40		-1.10		-1.00	Pass
EHT20	MCS0	2	01	5955	52T+26T/70	0.05	0.05	-		3.45	-6.40		-2.95		-1.00	Pass
EHT20	MCS0	2	01	5955	106T+26T/82	0.08	0.08	-		5.32	-6.40		-1.08		-1.00	Pass
EHT20	MCS0	2	49	6195	Full	0.04	0.04	-		5.39	-6.40		-1.01		-1.00	Pass
EHT20	MCS0	2	49	6195	26RU/4	0.10	0.10	-		5.22	-6.40		-1.18		-1.00	Pass
EHT20	MCS0	2	49	6195	52RU/38	0.11	0.11	-		5.33	-6.40		-1.07		-1.00	Pass
EHT20	MCS0	2	49	6195	106RU/53	0.12	0.12	-		5.11	-6.40		-1.29		-1.00	Pass
EHT20	MCS0	2	49	6195	52T+26T/71	0.05	0.05	-		3.79	-6.40		-2.61		-1.00	Pass
EHT20	MCS0	2	49	6195	106T+26T/83	0.08	0.08	-		5.27	-6.40		-1.13		-1.00	Pass
EHT20	MCS0	2	93	6415	Full	0.04	0.04	-		5.30	-6.40		-1.10		-1.00	Pass
EHT20	MCS0	2	93	6415	26RU/8	0.10	0.10	-		5.28	-6.40		-1.12		-1.00	Pass
EHT20	MCS0	2	93	6415	52RU/40	0.11	0.11	-		4.73	-6.40		-1.67		-1.00	Pass
EHT20	MCS0	2	93	6415	106RU/54	0.12	0.12	-		5.18	-6.40		-1.22		-1.00	Pass
EHT20	MCS0	2	93	6415	52T+26T/72	0.05	0.05	-		3.76	-6.40		-2.64		-1.00	Pass
EHT20	MCS0	2	93	6415	106T+26T/83	0.08	0.08	-		5.05	-6.40		-1.35		-1.00	Pass
EHT40	MCS0	2	03	5965	Full	0.07	0.07	-		5.11	-6.40		-1.29		-1.00	Pass
EHT40	MCS0	2	51	6205	Full	0.07	0.07	-		5.10	-6.40		-1.30		-1.00	Pass
EHT40	MCS0	2	91	6405	Full	0.07	0.07	-		5.36	-6.40		-1.04		-1.00	Pass
EHT80	MCS0	2	07	5985	Full	0.12	0.12	-		5.24	-6.40		-1.16		-1.00	Pass
EHT80	MCS0	2	07	5985	Puncture20 /8	0.09	0.09	-		4.97	-6.40		-1.43		-1.00	Pass
EHT80	MCS0	2	55	6225	Full	0.12	0.12	-		5.28	-6.40		-1.12		-1.00	Pass
EHT80	MCS0	2	55	6225	Puncture20 /2	0.09	0.09	-		4.98	-6.40		-1.42		-1.00	Pass
EHT80	MCS0	2	55	6225	Puncture20 /4	0.09	0.09	-		5.14	-6.40		-1.26		-1.00	Pass

U-NII-5 MIMO (SDM)																
Mod.	Data Rate	NTX	CH.	Freq (MHz)	RU Config.	Duty Factor (dB)		Conduced Power Density with Duty Factor (dBm/MHz)			DG (dBi)		EIRP Power Density (dBm/MHz)		EIRP Power Density Limit (dBm/MHz)	Pass /Fail
						Ant3	Ant4	Ant3	Ant4	SUM	Ant3	Ant4	Ant3	Ant4		
EHT80	MCS0	2	87	6385	Full	0.12	0.12	-		5.27	-6.40		-1.13		-1.00	Pass
EHT80	MCS0	2	87	6385	Puncture20 /1	0.09	0.09	-		5.20	-6.40		-1.20		-1.00	Pass
EHT160	MCS0	2	15	6025	Full	0.21	0.21	-		2.57	-6.40		-3.83		-1.00	Pass
EHT160	MCS0	2	15	6025	Puncture20 /128	0.18	0.18	-		2.18	-6.40		-4.22		-1.00	Pass
EHT160	MCS0	2	15	6025	Puncture40 /192	0.17	0.17	-		2.39	-6.40		-4.01		-1.00	Pass
EHT160	MCS0	2	47	6185	Full	0.21	0.21	-		2.32	-6.40		-4.08		-1.00	Pass
EHT160	MCS0	2	47	6185	Puncture20 /16	0.18	0.18	-		2.30	-6.40		-4.10		-1.00	Pass
EHT160	MCS0	2	47	6185	Puncture40 /48	0.17	0.17	-		2.23	-6.40		-4.17		-1.00	Pass
EHT160	MCS0	2	79	6345	Full	0.21	0.21	-		1.24	-6.40		-5.16		-1.00	Pass
EHT160	MCS0	2	79	6345	Puncture20 /1	0.18	0.18	-		1.14	-6.40		-5.26		-1.00	Pass
EHT160	MCS0	2	79	6345	Puncture40 /3	0.17	0.17	-		1.23	-6.40		-5.17		-1.00	Pass

U-NII-6 MIMO (SDM)																
Mod.	Data Rate	NTX	CH.	Freq (MHz)	RU Config.	Duty Factor (dB)		Conduced Power Density with Duty Factor (dBm/MHz)			DG (dBi)		EIRP Power Density (dBm/MHz)		EIRP Power Density Limit (dBm/MHz)	Pass /Fail
						Ant3	Ant4	Ant3	Ant4	SUM	Ant3	Ant4	Ant3	Ant4		
EHT20	MCS0	2	97	6435	Full	0.04	0.04	-		6.76	-7.86		-1.10		-1.00	Pass
EHT20	MCS0	2	97	6435	26RU/0	0.10	0.10	-		6.39	-7.86		-1.47		-1.00	Pass
EHT20	MCS0	2	97	6435	52RU/37	0.11	0.11	-		6.26	-7.86		-1.60		-1.00	Pass
EHT20	MCS0	2	97	6435	106RU/53	0.12	0.12	-		6.56	-7.86		-1.30		-1.00	Pass
EHT20	MCS0	2	97	6435	52T+26T/70	0.05	0.05	-		6.51	-7.86		-1.35		-1.00	Pass
EHT20	MCS0	2	97	6435	106T+26T/82	0.08	0.08	-		6.68	-7.86		-1.18		-1.00	Pass
EHT20	MCS0	2	105	6475	Full	0.04	0.04	-		6.79	-7.86		-1.07		-1.00	Pass
EHT20	MCS0	2	105	6475	26RU/4	0.10	0.10	-		6.60	-7.86		-1.26		-1.00	Pass
EHT20	MCS0	2	105	6475	52RU/38	0.11	0.11	-		6.13	-7.86		-1.73		-1.00	Pass
EHT20	MCS0	2	105	6475	106RU/53	0.12	0.12	-		6.62	-7.86		-1.24		-1.00	Pass
EHT20	MCS0	2	105	6475	52T+26T/71	0.05	0.05	-		6.62	-7.86		-1.24		-1.00	Pass
EHT20	MCS0	2	105	6475	106T+26T/83	0.08	0.08	-		6.65	-7.86		-1.21		-1.00	Pass
EHT20	MCS0	2	113	6515	Full	0.04	0.04	-		6.77	-7.86		-1.09		-1.00	Pass
EHT20	MCS0	2	113	6515	26RU/8	0.10	0.10	-		6.59	-7.86		-1.27		-1.00	Pass
EHT20	MCS0	2	113	6515	52RU/40	0.11	0.11	-		5.59	-7.86		-2.27		-1.00	Pass
EHT20	MCS0	2	113	6515	106RU/54	0.12	0.12	-		6.49	-7.86		-1.37		-1.00	Pass
EHT20	MCS0	2	113	6515	52T+26T/72	0.05	0.05	-		6.47	-7.86		-1.39		-1.00	Pass
EHT20	MCS0	2	113	6515	106T+26T/83	0.08	0.08	-		6.65	-7.86		-1.21		-1.00	Pass
EHT40	MCS0	2	99	6445	Full	0.07	0.07	-		6.85	-7.86		-1.01		-1.00	Pass
EHT40	MCS0	2	107	6485	Full	0.07	0.07	-		6.76	-7.86		-1.10		-1.00	Pass
EHT80	MCS0	2	103	6465	Full	0.12	0.12	-		5.44	-7.86		-2.42		-1.00	Pass
EHT80	MCS0	2	103	6465	Puncture20 /8	0.09	0.09	-		5.26	-7.86		-2.60		-1.00	Pass

U-NII-6 Straddle channel MIMO (SDM)																
Mod.	Data Rate	NTX	CH.	Freq (MHz)	RU Config.	Duty Factor (dB)		Conduced Power Density with Duty Factor (dBm/MHz)			DG (dBi)		EIRP Power Density (dBm/MHz)		EIRP Power Density Limit (dBm/MHz)	Pass /Fail
						Ant3	Ant4	Ant3	Ant4	SUM	Ant3	Ant4	Ant3	Ant4		
EHT40	MCS0	2	115	6525	Full	0.07	0.07	-		6.74	-7.86		-1.12		-1.00	Pass
EHT80	MCS0	2	119	6545	Full	0.12	0.12	-		5.34	-7.86		-2.52		-1.00	Pass
EHT80	MCS0	2	119	6545	Puncture20 /8	0.09	0.09	-		4.97	-7.86		-2.89		-1.00	Pass
EHT160	MCS0	2	111	6505	Full	0.21	0.21	-		0.38	-7.86		-7.48		-1.00	Pass
EHT160	MCS0	2	111	6505	Puncture20 /1	0.18	0.18	-		-0.14	-7.86		-8.00		-1.00	Pass
EHT160	MCS0	2	111	6505	Puncture40 /3	0.17	0.17	-		0.29	-7.86		-7.57		-1.00	Pass

U-NII-7 MIMO (SDM)																
Mod.	Data Rate	NTX	CH.	Freq (MHz)	RU Config.	Duty Factor (dB)		Conduced Power Density with Duty Factor (dBm/MHz)			DG (dBi)		EIRP Power Density (dBm/MHz)		EIRP Power Density Limit (dBm/MHz)	Pass /Fail
						Ant3	Ant4	Ant3	Ant4	SUM	Ant3	Ant4	Ant3	Ant4		
EHT20	MCS0	2	117	6535	Full	0.04	0.04	-		6.79	-7.98		-1.19		-1.00	Pass
EHT20	MCS0	2	117	6535	26RU/0	0.10	0.10	-		6.64	-7.98		-1.34		-1.00	Pass
EHT20	MCS0	2	117	6535	52RU/37	0.11	0.11	-		5.54	-7.98		-2.44		-1.00	Pass
EHT20	MCS0	2	117	6535	106RU/53	0.12	0.12	-		6.49	-7.98		-1.49		-1.00	Pass
EHT20	MCS0	2	117	6535	52T+26T/70	0.05	0.05	-		6.50	-7.98		-1.48		-1.00	Pass
EHT20	MCS0	2	117	6535	106T+26T/82	0.08	0.08	-		6.63	-7.98		-1.35		-1.00	Pass
EHT20	MCS0	2	149	6695	Full	0.04	0.04	-		6.72	-7.98		-1.26		-1.00	Pass
EHT20	MCS0	2	149	6695	26RU/4	0.10	0.10	-		6.58	-7.98		-1.40		-1.00	Pass
EHT20	MCS0	2	149	6695	52RU/38	0.11	0.11	-		5.42	-7.98		-2.56		-1.00	Pass
EHT20	MCS0	2	149	6695	106RU/53	0.12	0.12	-		6.66	-7.98		-1.32		-1.00	Pass
EHT20	MCS0	2	149	6695	52T+26T/71	0.05	0.05	-		6.56	-7.98		-1.42		-1.00	Pass
EHT20	MCS0	2	149	6695	106T+26T/83	0.08	0.08	-		6.67	-7.98		-1.31		-1.00	Pass
EHT20	MCS0	2	181	6855	Full	0.04	0.04	-		6.94	-7.98		-1.04		-1.00	Pass
EHT20	MCS0	2	181	6855	26RU/8	0.10	0.10	-		6.84	-7.98		-1.14		-1.00	Pass
EHT20	MCS0	2	181	6855	52RU/40	0.11	0.11	-		6.15	-7.98		-1.83		-1.00	Pass
EHT20	MCS0	2	181	6855	106RU/54	0.12	0.12	-		6.88	-7.98		-1.10		-1.00	Pass
EHT20	MCS0	2	181	6855	52T+26T/72	0.05	0.05	-		6.81	-7.98		-1.17		-1.00	Pass
EHT20	MCS0	2	181	6855	106T+26T/83	0.08	0.08	-		6.92	-7.98		-1.06		-1.00	Pass
EHT40	MCS0	2	123	6565	Full	0.07	0.07	-		6.88	-7.98		-1.10		-1.00	Pass
EHT40	MCS0	2	147	6685	Full	0.07	0.07	-		6.97	-7.98		-1.01		-1.00	Pass
EHT40	MCS0	2	179	6845	Full	0.07	0.07	-		6.82	-7.98		-1.16		-1.00	Pass
EHT80	MCS0	2	135	6625	Full	0.12	0.12	-		5.44	-7.98		-2.54		-1.00	Pass
EHT80	MCS0	2	135	6625	Puncture20 /8	0.09	0.09	-		5.33	-7.98		-2.65		-1.00	Pass
EHT80	MCS0	2	151	6705	Full	0.12	0.12	-		5.77	-7.98		-2.21		-1.00	Pass
EHT80	MCS0	2	151	6705	Puncture20 /2	0.09	0.09	-		5.74	-7.98		-2.24		-1.00	Pass
EHT80	MCS0	2	151	6705	Puncture20 /4	0.09	0.09	-		5.56	-7.98		-2.42		-1.00	Pass

U-NII-7 MIMO (SDM)																
Mod.	Data Rate	NTX	CH.	Freq (MHz)	RU Config.	Duty Factor (dB)		Conduced Power Density with Duty Factor (dBm/MHz)			DG (dBi)		EIRP Power Density (dBm/MHz)		EIRP Power Density Limit (dBm/MHz)	Pass /Fail
						Ant3	Ant4	Ant3	Ant4	SUM	Ant3	Ant4	Ant3	Ant4		
EHT80	MCS0	2	167	6785	Full	0.12	0.12	-		4.91	-7.98		-3.07		-1.00	Pass
EHT80	MCS0	2	167	6785	Puncture20 /1	0.09	0.09	-		4.79	-7.98		-3.19		-1.00	Pass
EHT160	MCS0	2	143	6665	Full	0.21	0.21	-		-0.38	-7.98		-8.36		-1.00	Pass
EHT160	MCS0	2	143	6665	Puncture20 /128	0.18	0.18	-		-1.27	-7.98		-9.25		-1.00	Pass
EHT160	MCS0	2	143	6665	Puncture40 /192	0.17	0.17	-		-0.45	-7.98		-8.43		-1.00	Pass

U-NII-7 Straddle channel MIMO (SDM)																
Mod.	Data Rate	NTX	CH.	Freq (MHz)	RU Config.	Duty Factor (dB)		Conduced Power Density with Duty Factor (dBm/MHz)			DG (dBi)		EIRP Power Density (dBm/MHz)		EIRP Power Density Limit (dBm/MHz)	Pass /Fail
						Ant3	Ant4	Ant3	Ant4	SUM	Ant3	Ant4	Ant3	Ant4		
EHT20	MCS0	2	185	6875	Full	0.04	0.04	-		6.90	-7.98		-1.08		-1.00	Pass
EHT20	MCS0	2	185	6875	26RU/8	0.10	0.10	-		6.73	-7.98		-1.25		-1.00	Pass
EHT20	MCS0	2	185	6875	52RU/40	0.11	0.11	-		6.51	-7.98		-1.47		-1.00	Pass
EHT20	MCS0	2	185	6875	106RU/54	0.12	0.12	-		6.81	-7.98		-1.17		-1.00	Pass
EHT20	MCS0	2	185	6875	52T+26T/72	0.05	0.05	-		6.81	-7.98		-1.17		-1.00	Pass
EHT20	MCS0	2	185	6875	106T+26T/83	0.08	0.08	-		6.78	-7.98		-1.20		-1.00	Pass
EHT40	MCS0	2	187	6885	Full	0.07	0.07	-		6.89	-7.98		-1.09		-1.00	Pass
EHT80	MCS0	2	183	6865	Full	0.12	0.12	-		5.19	-7.98		-2.79		-1.00	Pass
EHT80	MCS0	2	183	6865	Puncture20 /1	0.09	0.09	-		5.08	-7.98		-2.90		-1.00	Pass
EHT160	MCS0	2	175	6825	Full	0.21	0.21	-		0.35	-7.98		-7.63		-1.00	Pass
EHT160	MCS0	2	175	6825	Puncture20 /128	0.18	0.18	-		0.29	-7.98		-7.69		-1.00	Pass
EHT160	MCS0	2	175	6825	Puncture40 /192	0.17	0.17	-		0.30	-7.98		-7.68		-1.00	Pass

U-NII-8 MIMO (SDM)																
Mod.	Data Rate	NTX	CH.	Freq (MHz)	RU Config.	Duty Factor (dB)		Conduced Power Density with Duty Factor (dBm/MHz)			DG (dBi)		EIRP Power Density (dBm/MHz)		EIRP Power Density Limit (dBm/MHz)	Pass /Fail
						Ant3	Ant4	Ant3	Ant4	SUM	Ant3	Ant4	Ant3	Ant4		
EHT20	MCS0	2	189	6895	Full	0.04	0.04	-		8.34	-9.55		-1.21		-1.00	Pass
EHT20	MCS0	2	189	6895	26RU/0	0.10	0.10	-		8.20	-9.55		-1.35		-1.00	Pass
EHT20	MCS0	2	189	6895	52RU/37	0.11	0.11	-		6.61	-9.55		-2.94		-1.00	Pass
EHT20	MCS0	2	189	6895	106RU/53	0.12	0.12	-		8.33	-9.55		-1.22		-1.00	Pass
EHT20	MCS0	2	189	6895	52T+26T/70	0.05	0.05	-		8.06	-9.55		-1.49		-1.00	Pass
EHT20	MCS0	2	189	6895	106T+26T/82	0.08	0.08	-		8.31	-9.55		-1.24		-1.00	Pass
EHT20	MCS0	2	209	6995	Full	0.04	0.04	-		8.52	-9.55		-1.03		-1.00	Pass
EHT20	MCS0	2	209	6995	26RU/4	0.10	0.10	-		8.18	-9.55		-1.37		-1.00	Pass
EHT20	MCS0	2	209	6995	52RU/38	0.11	0.11	-		8.33	-9.55		-1.22		-1.00	Pass
EHT20	MCS0	2	209	6995	106RU/53	0.12	0.12	-		8.40	-9.55		-1.15		-1.00	Pass
EHT20	MCS0	2	209	6995	52T+26T/71	0.05	0.05	-		8.18	-9.55		-1.37		-1.00	Pass
EHT20	MCS0	2	209	6995	106T+26T/83	0.08	0.08	-		8.48	-9.55		-1.07		-1.00	Pass
EHT20	MCS0	2	229	7095	Full	0.04	0.04	-		8.55	-9.55		-1.00		-1.00	Pass
EHT20	MCS0	2	229	7095	26RU/8	0.10	0.10	-		8.08	-9.55		-1.47		-1.00	Pass
EHT20	MCS0	2	229	7095	52RU/40	0.11	0.11	-		8.00	-9.55		-1.55		-1.00	Pass
EHT20	MCS0	2	229	7095	106RU/54	0.12	0.12	-		8.26	-9.55		-1.29		-1.00	Pass
EHT20	MCS0	2	229	7095	52T+26T/72	0.05	0.05	-		8.28	-9.55		-1.27		-1.00	Pass
EHT20	MCS0	2	229	7095	106T+26T/83	0.08	0.08	-		8.37	-9.55		-1.18		-1.00	Pass
EHT40	MCS0	2	195	6925	Full	0.07	0.07	-		8.19	-9.55		-1.36		-1.00	Pass
EHT40	MCS0	2	211	7005	Full	0.07	0.07	-		8.49	-9.55		-1.06		-1.00	Pass
EHT40	MCS0	2	227	7085	Full	0.07	0.07	-		8.39	-9.55		-1.16		-1.00	Pass
EHT80	MCS0	2	199	6945	Full	0.12	0.12	-		5.64	-9.55		-3.91		-1.00	Pass
EHT80	MCS0	2	199	6945	Puncture20 /8	0.09	0.09	-		5.52	-9.55		-4.03		-1.00	Pass
EHT80	MCS0	2	215	7025	Full	0.12	0.12	-		5.65	-9.55		-3.90		-1.00	Pass
EHT80	MCS0	2	215	7025	Puncture20 /1	0.09	0.09	-		5.60	-9.55		-3.95		-1.00	Pass

U-NII-8 MIMO (SDM)																
Mod.	Data Rate	NTX	CH.	Freq (MHz)	RU Config.	Duty Factor (dB)		Conduced Power Density with Duty Factor (dBm/MHz)			DG (dBi)		EIRP Power Density (dBm/MHz)		EIRP Power Density Limit (dBm/MHz)	Pass /Fail
						Ant3	Ant4	Ant3	Ant4	SUM	Ant3	Ant4	Ant3	Ant4		
EHT160	MCS0	2	207	6985	Full	0.21	0.21	-		-0.57	-9.55		-10.12		-1.00	Pass
EHT160	MCS0	2	207	6985	Puncture20 /1	0.18	0.18	-		-0.73	-9.55		-10.28		-1.00	Pass
EHT160	MCS0	2	207	6985	Puncture40 /3	0.17	0.17	-		-0.82	-9.55		-10.37		-1.00	Pass

3.3.6 Test Plot of Power Spectral Density

MIMO <Ant. 3+4>

<CDD Mode>

<802.11a>

Maximum Power Density Plot (dBm/MHz)	
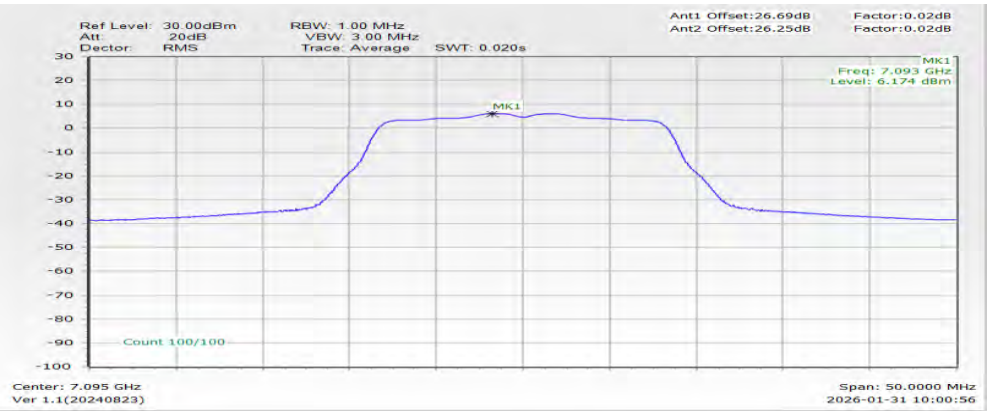	
Note: 1.EIRP Power Density (dBm/MHz) = Measured value+ Duty Factor + Directional Gain 2.The test plot is showing a bin by bin combined result mathematically adds two traces.	
Power Density Plot Trace 1 (Ant 3)	**Power Density Plot Trace 2 (Ant 4)**
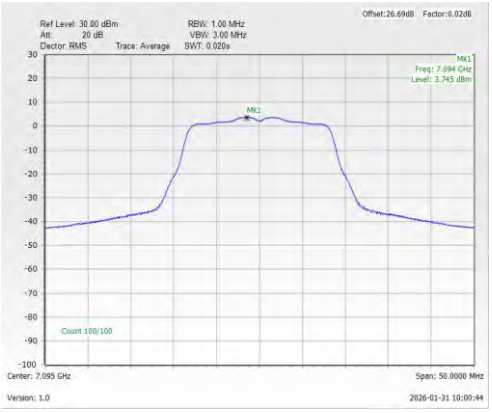	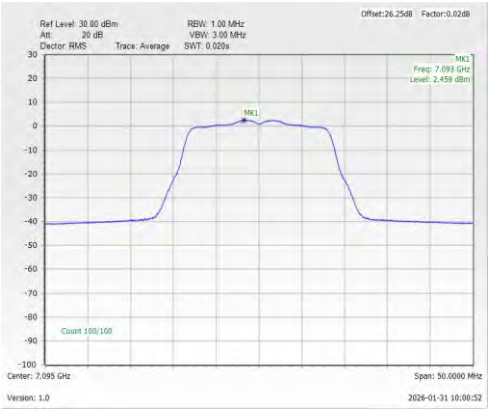

<802.11ax HE20>

Maximum Power Density Plot (dBm/MHz)	
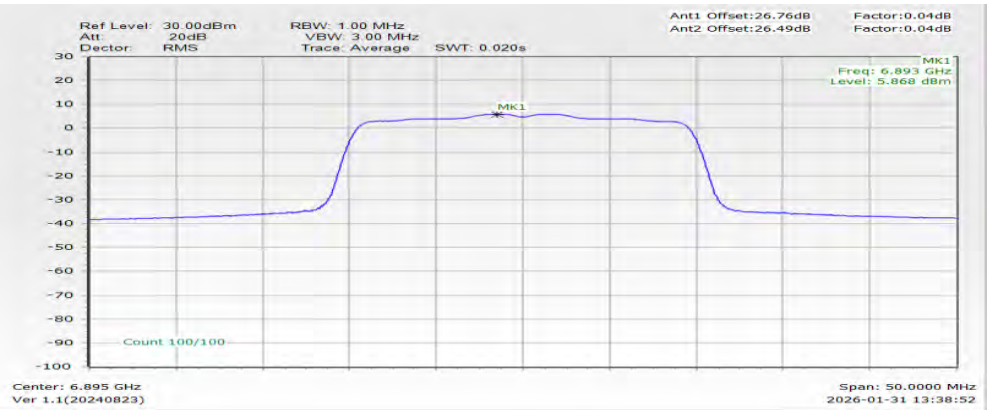	
Note: 1.EIRP Power Density (dBm/MHz) = Measured value+ Duty Factor + Directional Gain 2.The test plot is showing a bin by bin combined result mathematically adds two traces.	
Power Density Plot Trace 1 (Ant 3)	**Power Density Plot Trace 2 (Ant 4)**
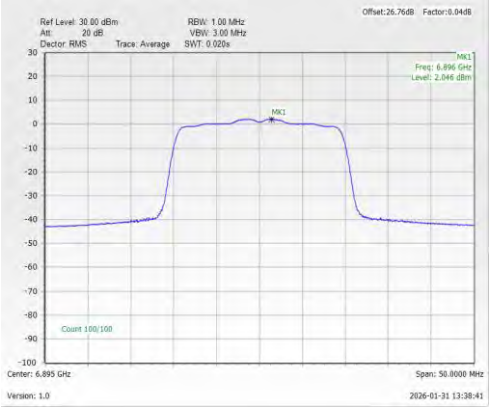	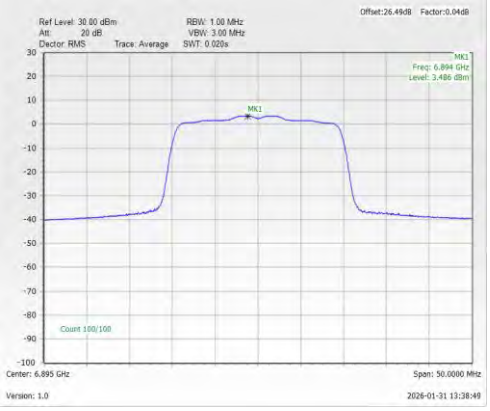

<802.11ax HE40>

Maximum Power Density Plot (dBm/MHz)	
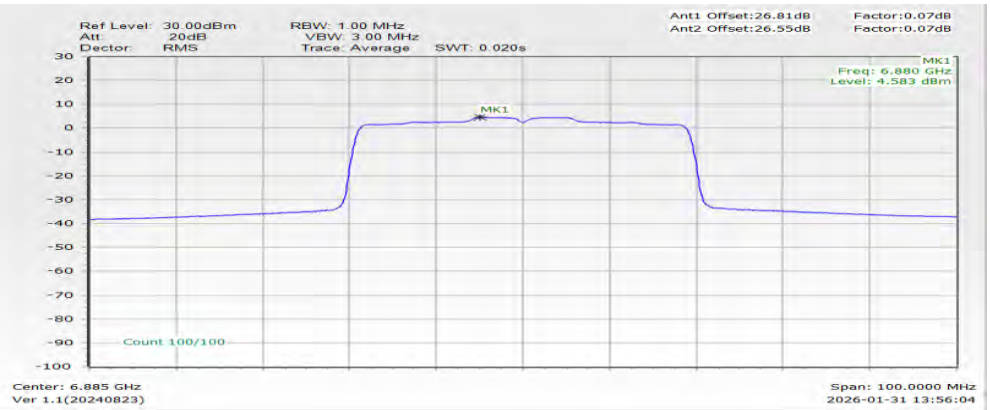	
Note: 1.EIRP Power Density (dBm/MHz) = Measured value+ Duty Factor + Directional Gain 2.The test plot is showing a bin by bin combined result mathematically adds two traces.	
Power Density Plot Trace 1 (Ant 3)	**Power Density Plot Trace 2 (Ant 4)**
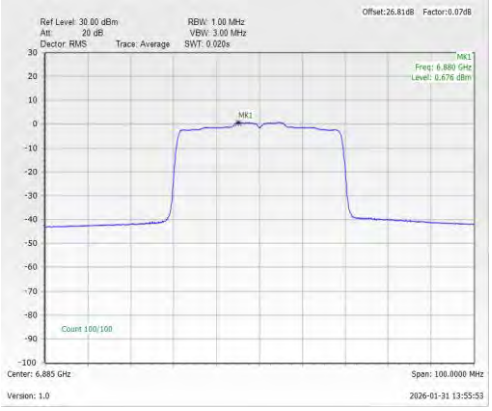	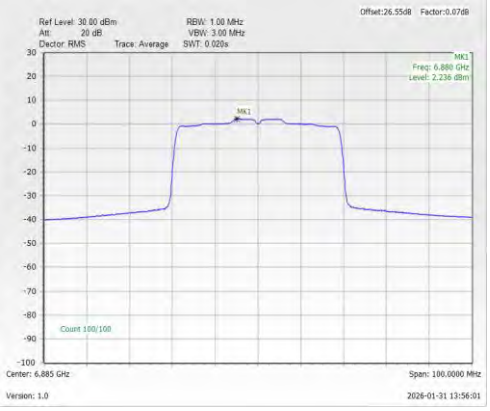

<802.11ax HE80>

Maximum Power Density Plot (dBm/MHz)	
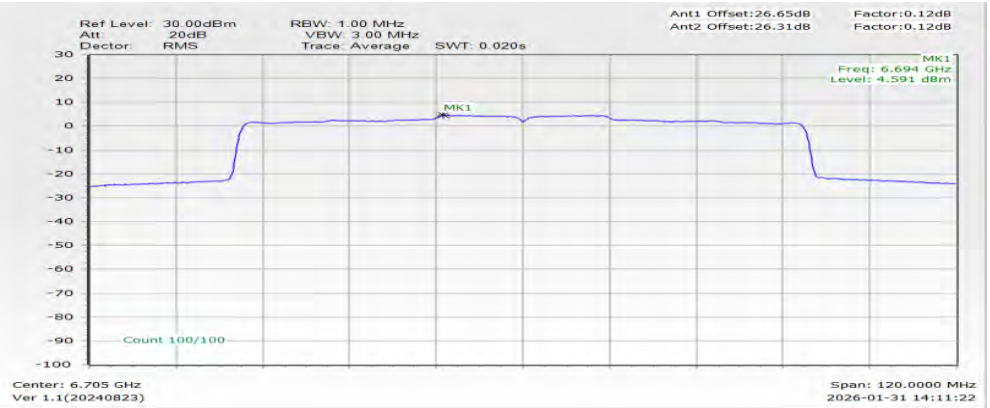	
Note: 1.EIRP Power Density (dBm/MHz) = Measured value+ Duty Factor + Directional Gain 2.The test plot is showing a bin by bin combined result mathematically adds two traces.	
Power Density Plot Trace 1 (Ant 3)	**Power Density Plot Trace 2 (Ant 4)**
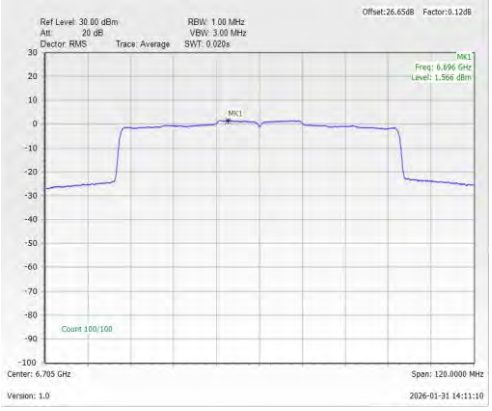	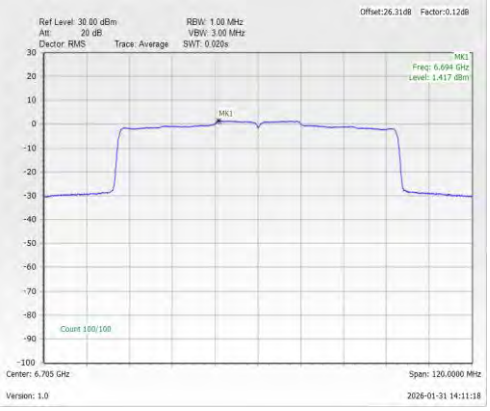

<802.11ax HE160>

Maximum Power Density Plot (dBm/MHz)	
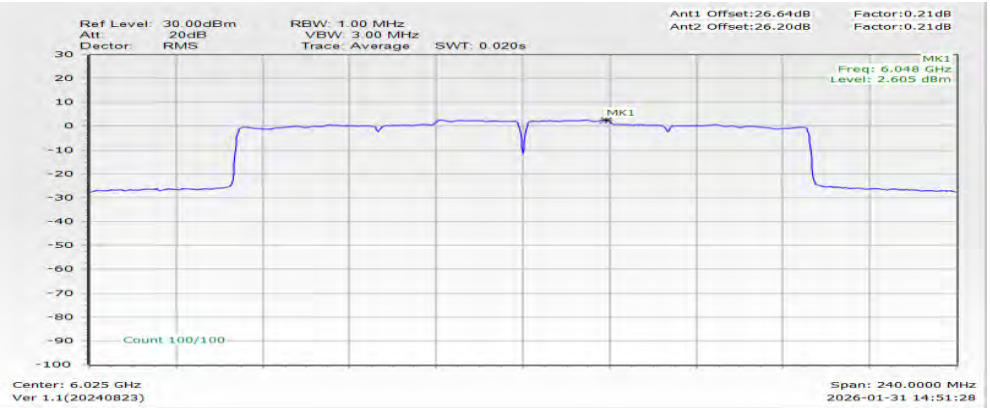	
Note: 1.EIRP Power Density (dBm/MHz) = Measured value+ Duty Factor + Directional Gain 2.The test plot is showing a bin by bin combined result mathematically adds two traces.	
Power Density Plot Trace 1 (Ant 3)	**Power Density Plot Trace 2 (Ant 4)**
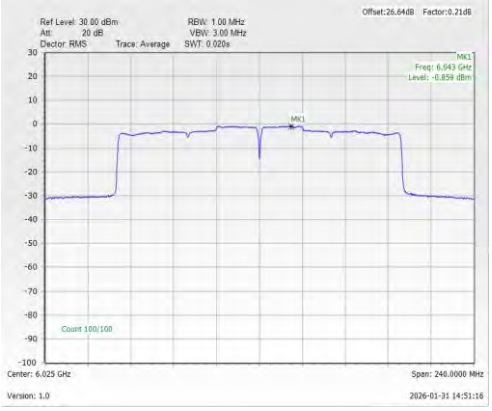	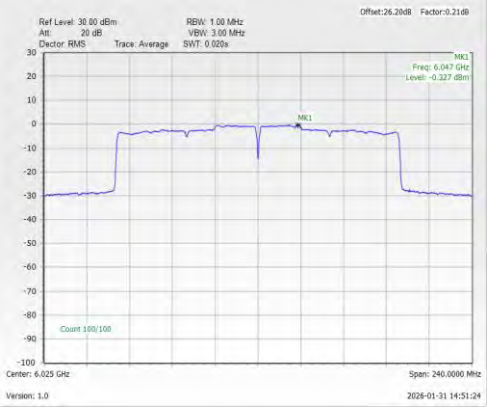

<802.11be EHT20>

Maximum Power Density Plot (dBm/MHz)
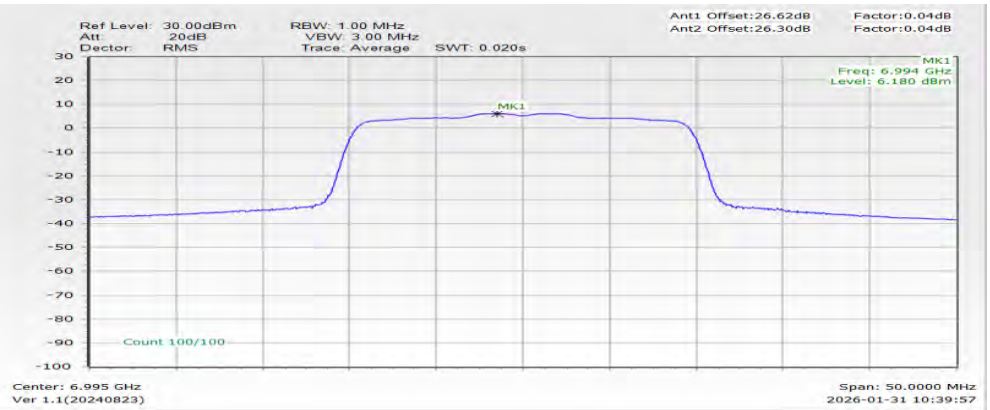
Note: 1.EIRP Power Density (dBm/MHz) = Measured value+ Duty Factor + Directional Gain 2.The test plot is showing a bin by bin combined result mathematically adds two traces.

Power Density Plot Trace 1 (Ant 3)	Power Density Plot Trace 2 (Ant 4)
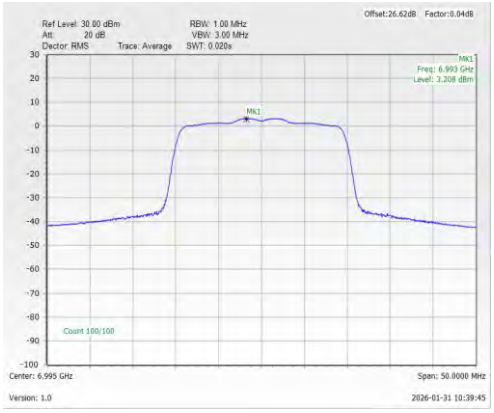	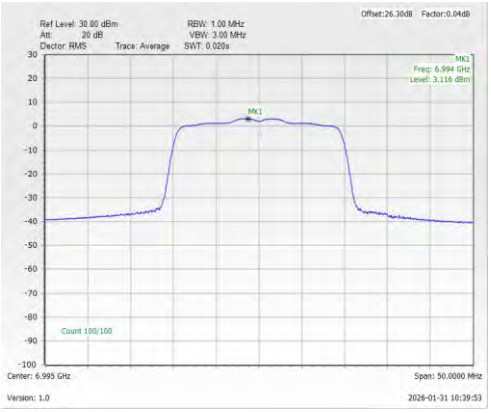

<802.11be EHT40>

Maximum Power Density Plot (dBm/MHz)	
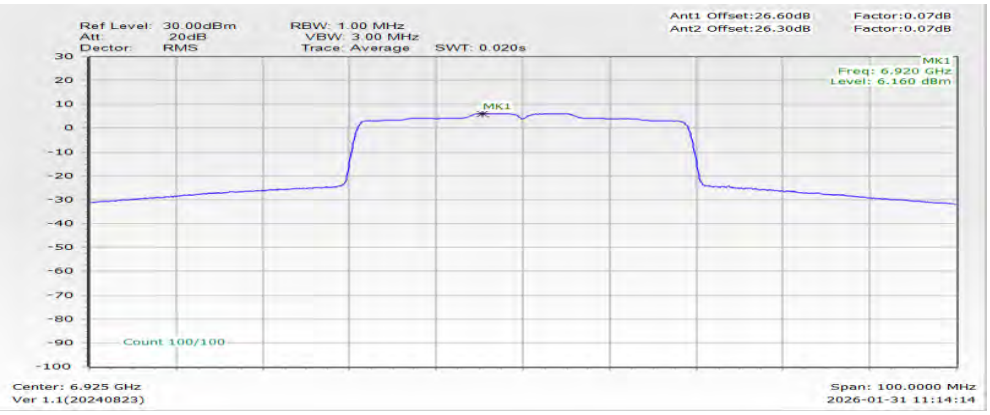	
Note: 1.EIRP Power Density (dBm/MHz) = Measured value+ Duty Factor + Directional Gain 2.The test plot is showing a bin by bin combined result mathematically adds two traces.	
Power Density Plot Trace 1 (Ant 3)	**Power Density Plot Trace 2 (Ant 4)**
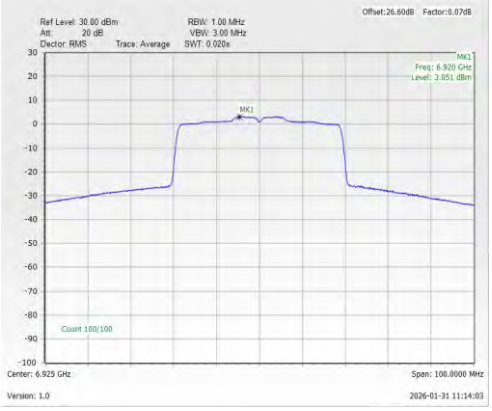	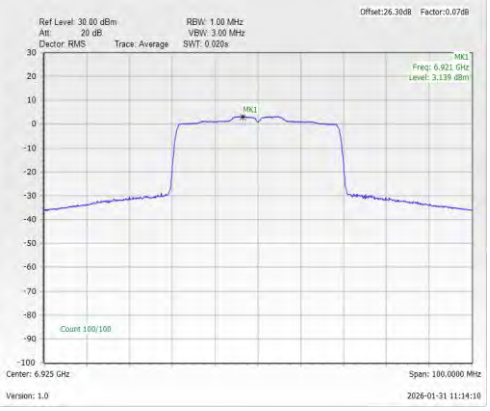

<802.11be EHT80>

Maximum Power Density Plot (dBm/MHz)
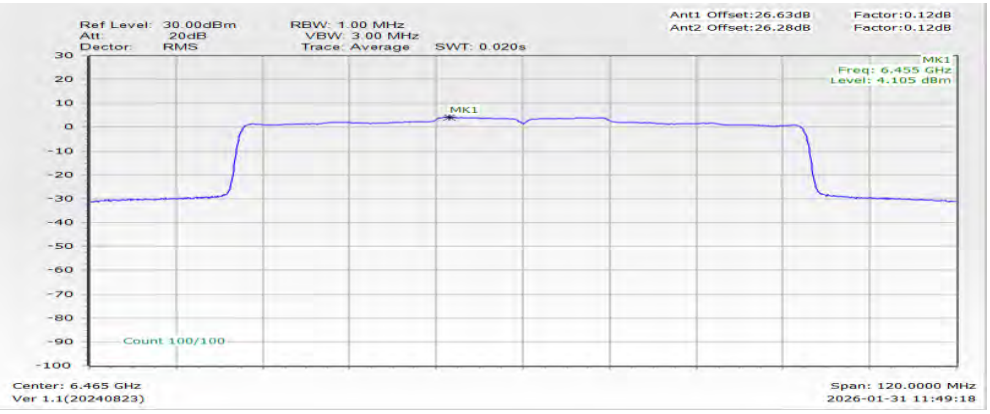
Note: 1.EIRP Power Density (dBm/MHz) = Measured value+ Duty Factor + Directional Gain 2.The test plot is showing a bin by bin combined result mathematically adds two traces.

Power Density Plot Trace 1 (Ant 3)	Power Density Plot Trace 2 (Ant 4)
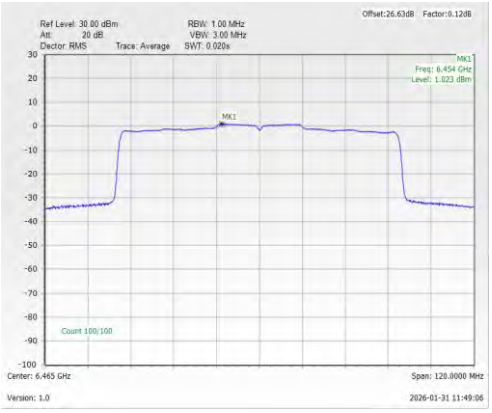	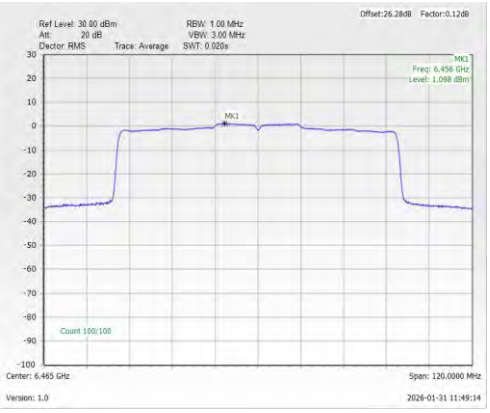

<802.11be EHT160>

Maximum Power Density Plot (dBm/MHz)	
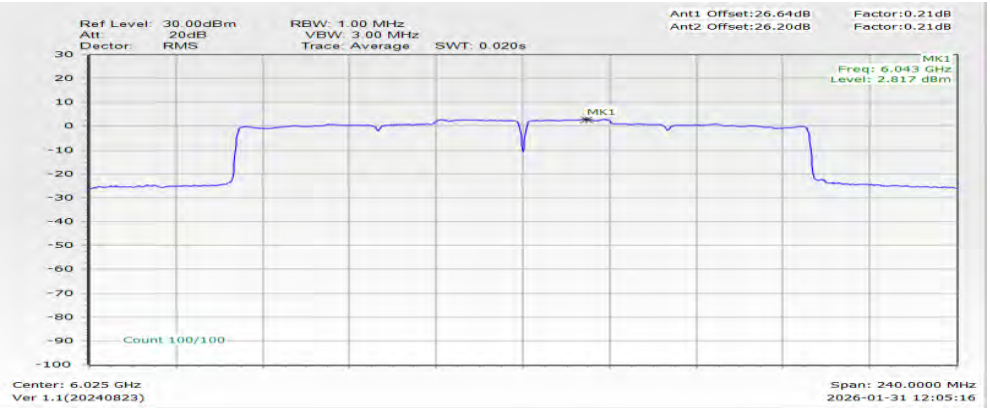	
Note: 1.EIRP Power Density (dBm/MHz) = Measured value+ Duty Factor + Directional Gain 2.The test plot is showing a bin by bin combined result mathematically adds two traces.	
Power Density Plot Trace 1 (Ant 3)	**Power Density Plot Trace 2 (Ant 4)**
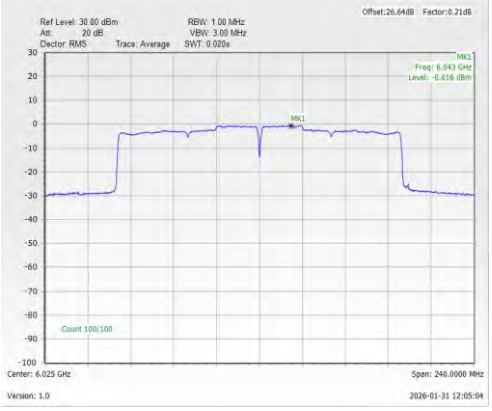	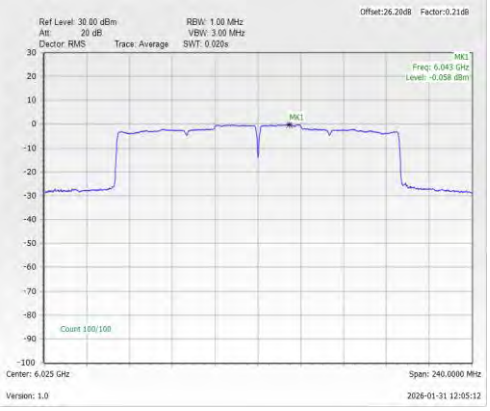

<SDM Mode>

<802.11a>

Maximum Power Density Plot (dBm/MHz)	
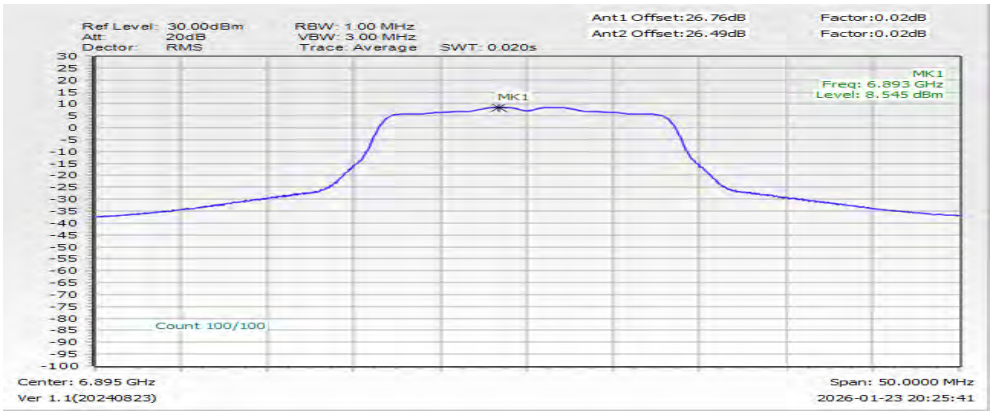	
Note: 1.EIRP Power Density (dBm/MHz) = Measured value+ Duty Factor + Directional Gain 2.The test plot is showing a bin by bin combined result mathematically adds two traces.	
Power Density Plot Trace 1 (Ant 3)	**Power Density Plot Trace 2 (Ant 4)**
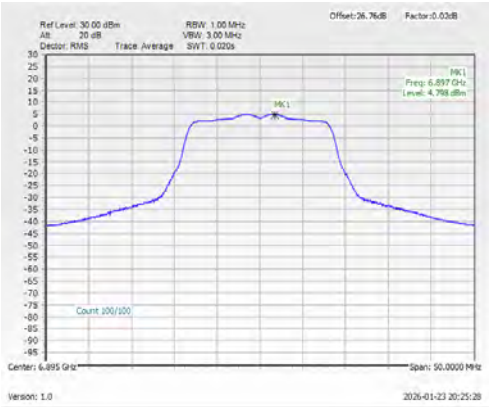	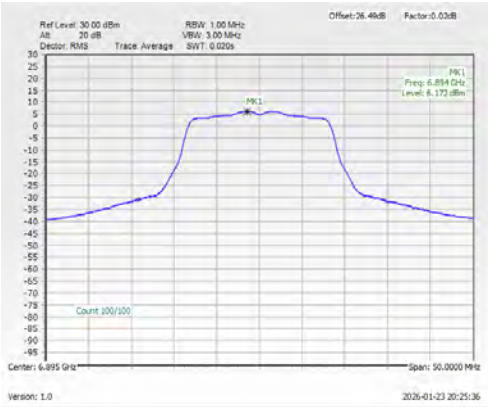

<802.11ax HE20>

Maximum Power Density Plot (dBm/MHz)
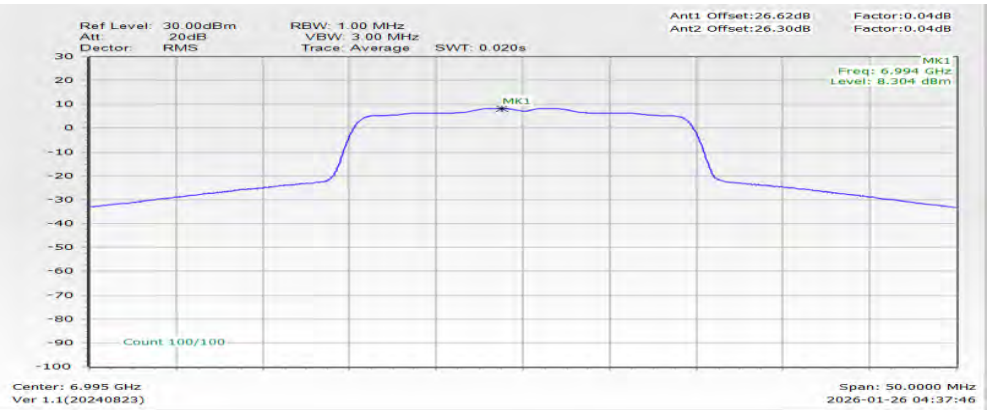
Note: 1.EIRP Power Density (dBm/MHz) = Measured value+ Duty Factor + Directional Gain 2.The test plot is showing a bin by bin combined result mathematically adds two traces.

Power Density Plot Trace 1 (Ant 3)	Power Density Plot Trace 2 (Ant 4)
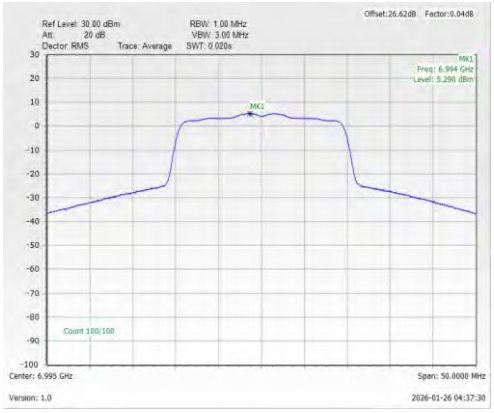	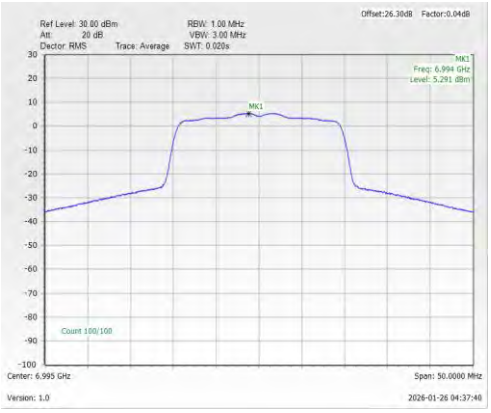

<802.11ax HE40>

Maximum Power Density Plot (dBm/MHz)	
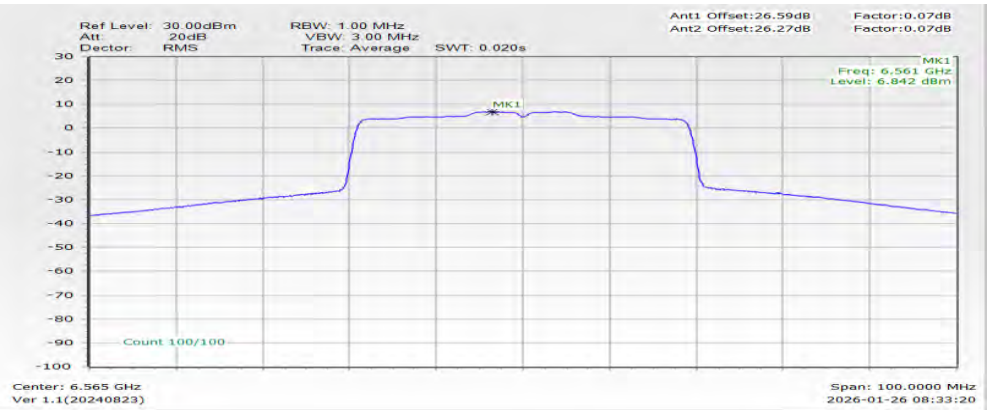	
Note: 1.EIRP Power Density (dBm/MHz) = Measured value+ Duty Factor + Directional Gain 2.The test plot is showing a bin by bin combined result mathematically adds two traces.	
Power Density Plot Trace 1 (Ant 3)	**Power Density Plot Trace 2 (Ant 4)**
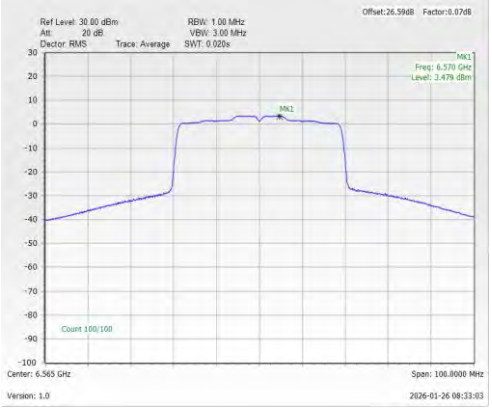	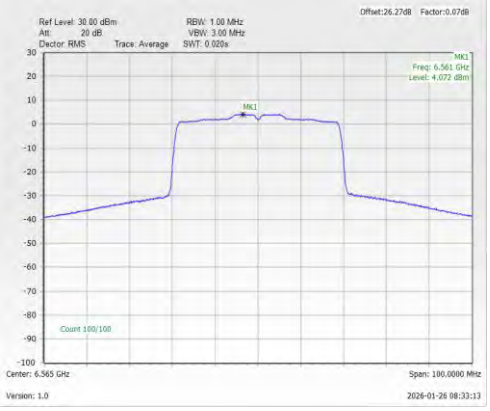

<802.11ax HE80>

Maximum Power Density Plot (dBm/MHz)	
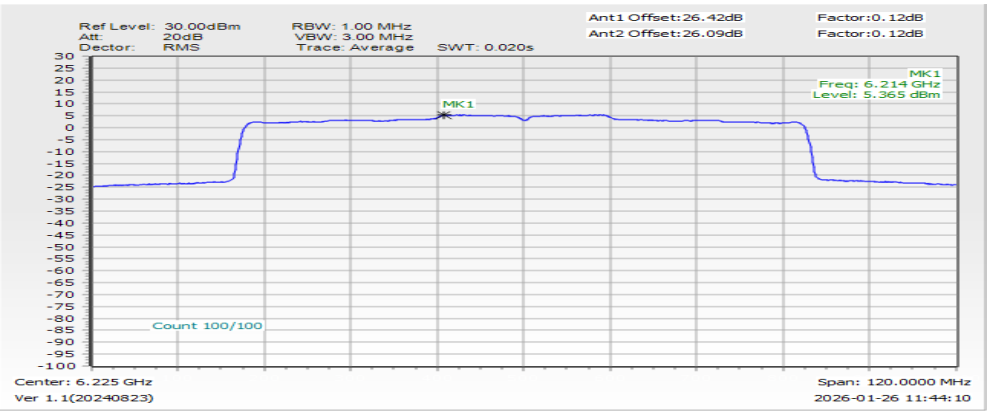	
Note: 1.EIRP Power Density (dBm/MHz) = Measured value+ Duty Factor + Directional Gain 2.The test plot is showing a bin by bin combined result mathematically adds two traces.	
Power Density Plot Trace 1 (Ant 3)	**Power Density Plot Trace 2 (Ant 4)**

<802.11ax HE160>

Maximum Power Density Plot (dBm/MHz)	
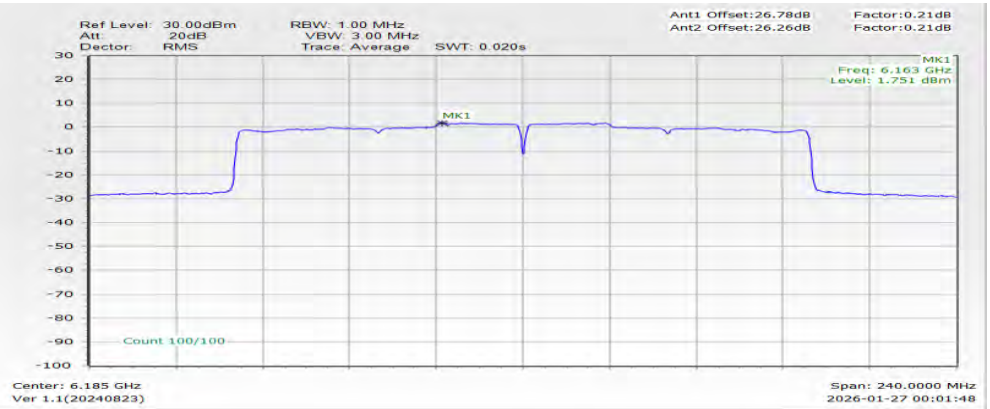	
Note: 1.EIRP Power Density (dBm/MHz) = Measured value+ Duty Factor + Directional Gain 2.The test plot is showing a bin by bin combined result mathematically adds two traces.	
Power Density Plot Trace 1 (Ant 3)	**Power Density Plot Trace 2 (Ant 4)**
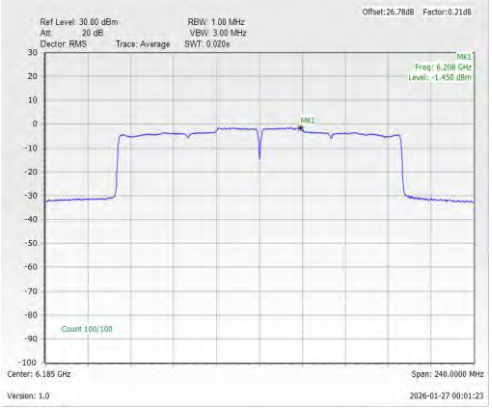	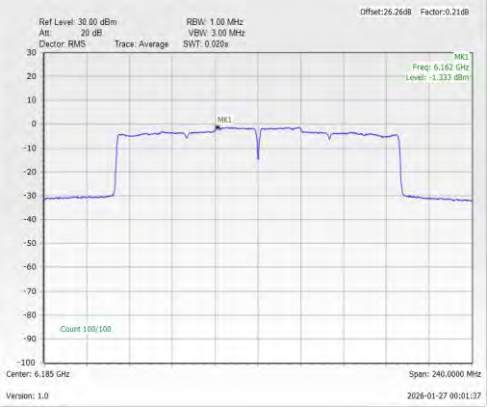

<802.11be EHT20>

Maximum Power Density Plot (dBm/MHz)	
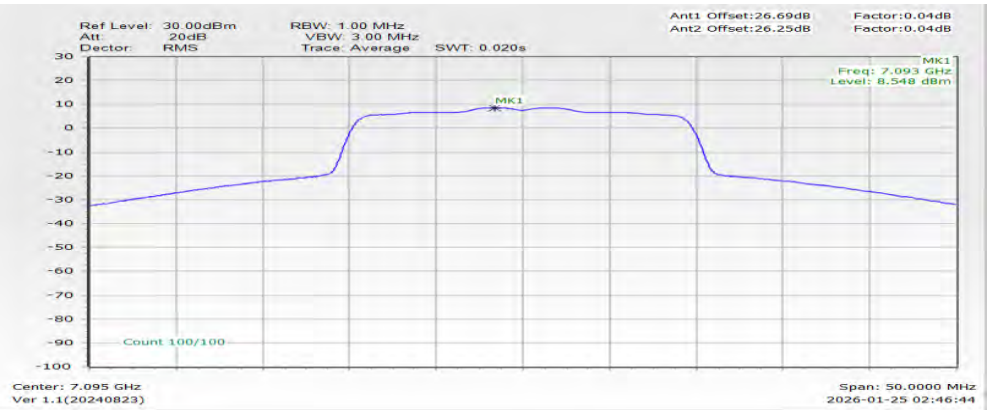	
Note: 1.EIRP Power Density (dBm/MHz) = Measured value+ Duty Factor + Directional Gain 2.The test plot is showing a bin by bin combined result mathematically adds two traces.	
Power Density Plot Trace 1 (Ant 3)	**Power Density Plot Trace 2 (Ant 4)**
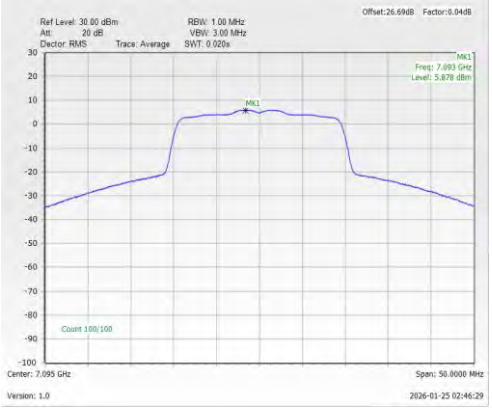	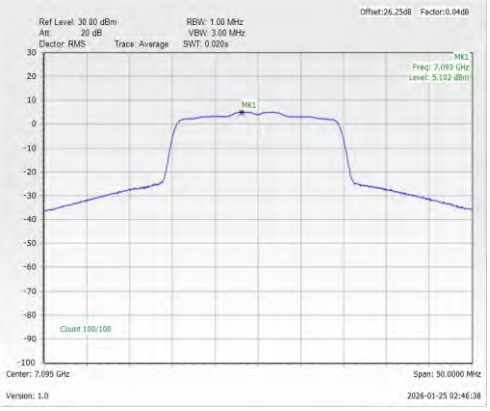

<802.11be EHT40>

Maximum Power Density Plot (dBm/MHz)	
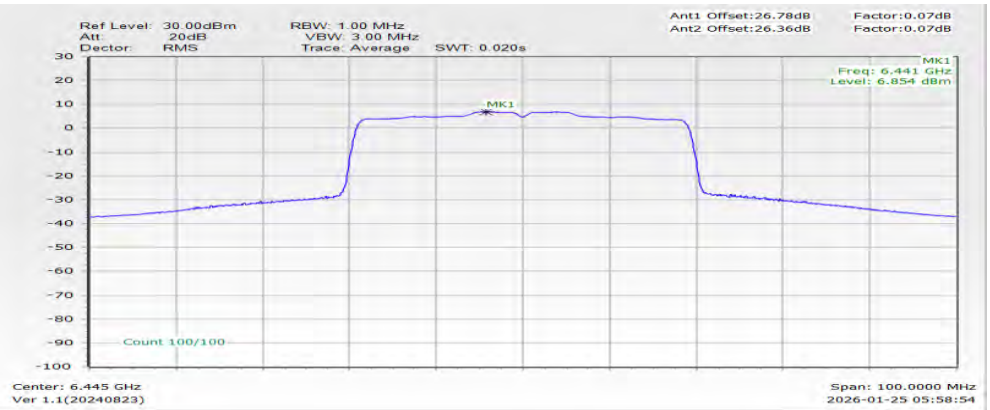	
Note: 1.EIRP Power Density (dBm/MHz) = Measured value+ Duty Factor + Directional Gain 2.The test plot is showing a bin by bin combined result mathematically adds two traces.	
Power Density Plot Trace 1 (Ant 3)	**Power Density Plot Trace 2 (Ant 4)**
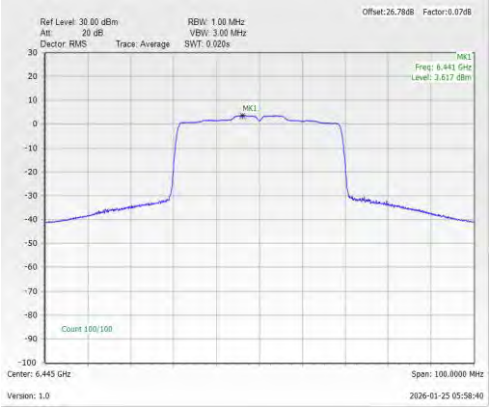	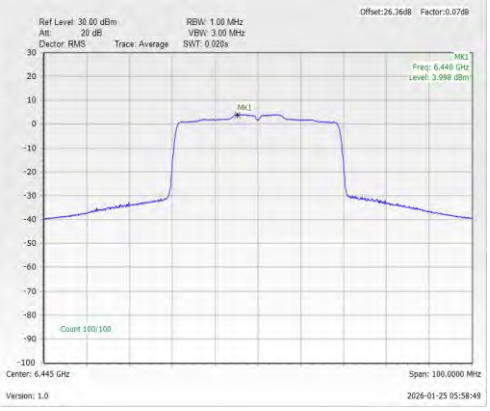

<802.11be EHT80>

Maximum Power Density Plot (dBm/MHz)	
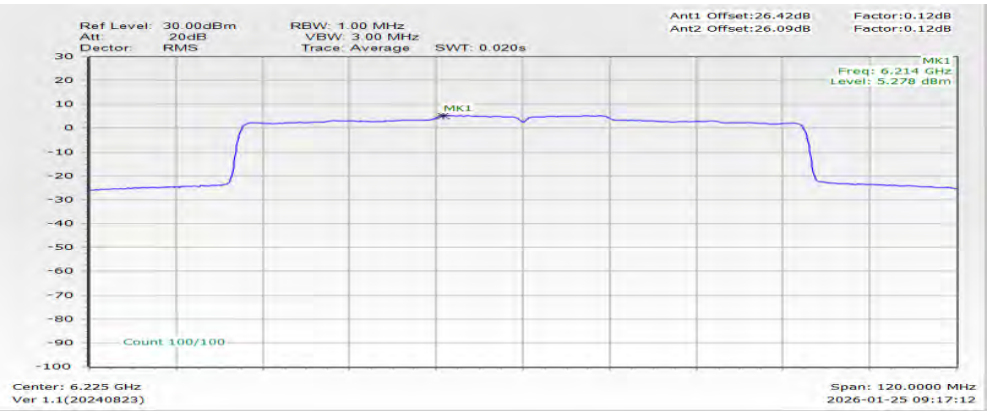	
Note: 1.EIRP Power Density (dBm/MHz) = Measured value+ Duty Factor + Directional Gain 2.The test plot is showing a bin by bin combined result mathematically adds two traces.	
Power Density Plot Trace 1 (Ant 3)	**Power Density Plot Trace 2 (Ant 4)**
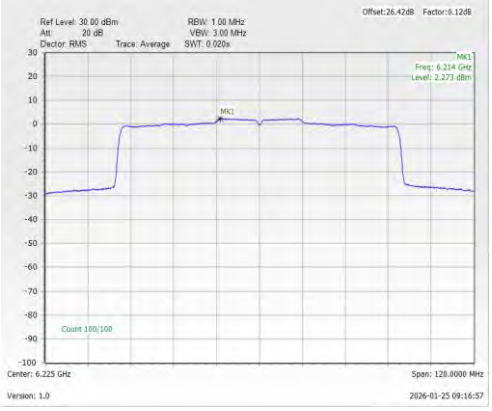	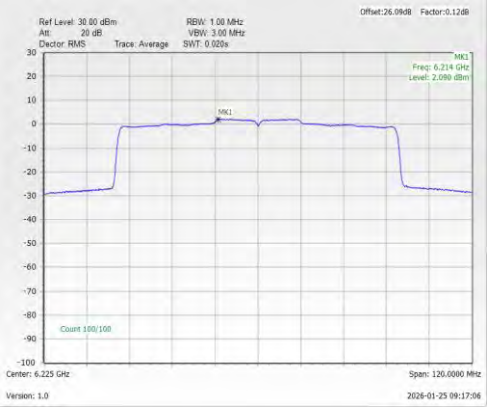

<802.11be EHT160>

Maximum Power Density Plot (dBm/MHz)	
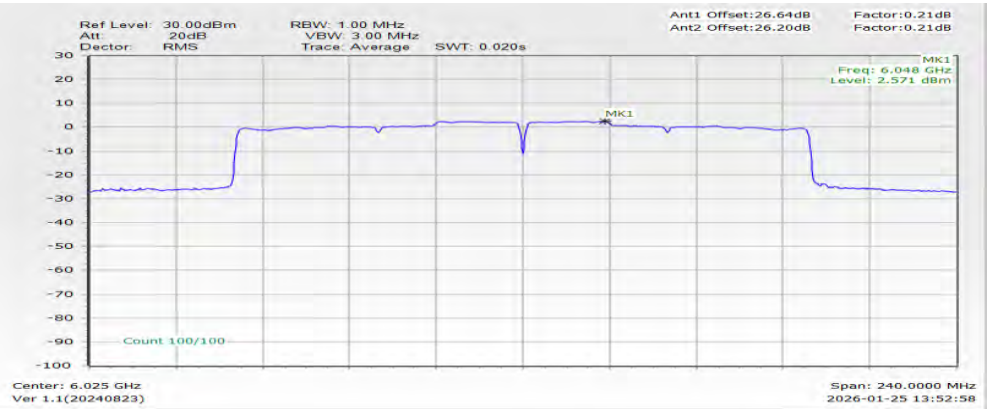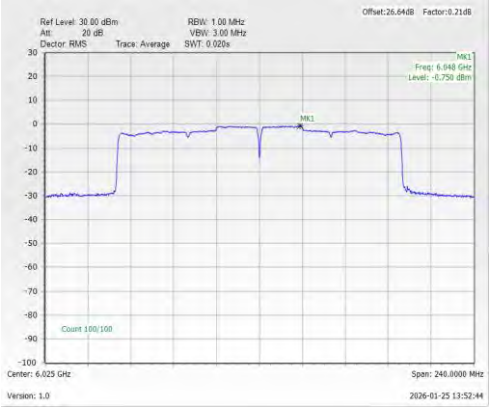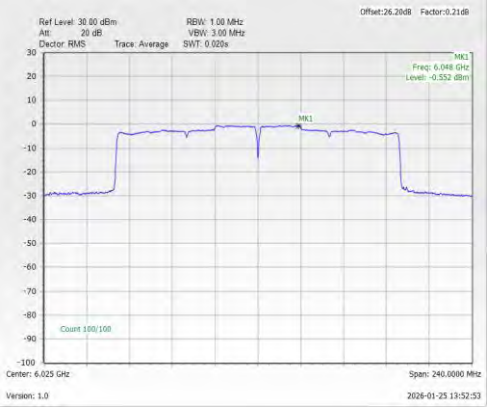	
Note: 1.EIRP Power Density (dBm/MHz) = Measured value+ Duty Factor + Directional Gain 2.The test plot is showing a bin by bin combined result mathematically adds two traces.	
Power Density Plot Trace 1 (Ant 3)	**Power Density Plot Trace 2 (Ant 4)**