The following test report with report number FG5N0815-01B is an addendum to the RF spot check test report for FCC ID: A4RGM45K variant model GM45K.
It contains test data from FCC ID: A4RG7SWN reference model G7SWN that is referenced in the variant model GM45K RF spot check report.

FCC RADIO TEST REPORT

FCC ID	:	A4RG7SWN
Equipment	:	Phone
Model Name	:	G7SWN
Applicant	:	Google LLC 1600 Amphitheatre Parkway, Mountain View, CA, 94043 USA
Standard	:	FCC 47 CFR Part 2, 27

The product was received on Nov. 18, 2025 and testing was performed from Nov. 18, 2025 to May 27, 2026. We, Sporton International Inc. EMC & Wireless Communications Laboratory, would like to declare that the tested sample has been evaluated in accordance with the test procedures given in ANSI and has been in compliance with the applicable technical standards.

The test results in this report apply exclusively to the tested model / sample. Without written approval from Sporton International Inc. EMC & Wireless Communications Laboratory, the test report shall not be reproduced except in full.

Louis Wu

Approved by: Louis Wu

Sporton International Inc. Wensan Laboratory
No.58, Aly. 75, Ln. 564, Wenhua 3rd, Rd., Guishan Dist., Taoyuan City 333010, Taiwan (R.O.C.)

Table of Contents

History of this test report **4**
Summary of Test Result **5**
1 General Description **7**
1.1 Product Feature of Equipment Under Test 7
1.2 Modification of EUT 8
1.3 Testing Location 9
1.4 Applicable Standards 9
2 Test Configuration of Equipment Under Test **10**
2.1 Test Mode 10
2.2 Connection Diagram of Test System 12
2.3 Support Unit used in test configuration and system 12
2.4 Measurement Results Explanation Example 12
2.5 Frequency List of Low/Middle/High Channels 13
3 Conducted Test Items **25**
3.1 Measuring Instruments 25
3.2 Conducted Output Power and ERP/EIRP 26
3.3 Peak-to-Average Ratio 93
3.4 Occupied Bandwidth 94
3.5 Conducted Band Edge 95
3.6 Conducted Spurious Emission 98
3.7 Frequency Stability 99
4 Radiated Test Items **100**
4.1 Measuring Instruments 100
4.2 Radiated Spurious Emission Measurement 102
5 List of Measuring Equipment **103**
6 Measurement Uncertainty **106**
Appendix A. Test Results of Conducted Test
Appendix B. Test Results of Radiated Test
Appendix C. Test Setup Photographs

Appendix A Conducted Test Result Page No. Information							
LTE Band	Appendix	PAR	26dB BW	OBW	CBE	CSE	FS
4	A4	A4-1	A4-6	A4-9	A4-12	A4-16	A4-22
7	A7	A7-1	A7-5	A7-7	A7-9	A7-12	A7-16
12	A12	A12-1	A12-5	A12-7	A12-9	A12-12	A12-16
13	A13	A13-1	A13-4	A13-5	A13-6	A13-10	A13-12
17	A17	A17-1	A17-4	A17-5	A17-6	A17-8	A17-10
30	A30	A30-1	A30-4	A30-5	A30-6	A30-9	A30-11
38	A38	A38-1	A38-5	A38-7	A38-9	A38-13	A38-17
41	A41	A41-1	A41-5	A41-7	A41-9	A41-13	A41-17
66	A66	A66-1	A66-6	A66-9	A66-12	A66-16	A66-22
71	A71	A71-1	A71-5	A71-7	A71-9	A71-12	A71-16
CA_7C	A7C	N/A	A7C-1	A7C-6	A7C-11	A7C-19	N/A
CA_38C	A38C	N/A	A38C-1	A38C-2	A38C-3	A38C-5	N/A
CA_41C	A41C	N/A	A41C-1	A41C-6	A41C-11	A41C-21	N/A
CA_66B	A66B	N/A	A66B-1	A66B-4	A66B-7	A66B-13	N/A
CA_66C	A66C	N/A	A66C-1	A66C-6	A66C-11	A66C-21	N/A

History of this test report

Report No.	Version	Description	Issue Date
FG5N0815-01B	01	Initial issue of report	Apr. 22, 2026
FG5N0815-01B	02	Add PAR Full Bandwidth test data	May 29, 2026

Summary of Test Result

Report Clause	Ref Std. Clause	Test Items	Result (PASS/FAIL)	Remark
3.2	§2.1046	Conducted Output Power	Pass	-
	§27.50 (b)(10) §27.50 (c)(10)	Effective Radiated Power (Band 12) (Band 13) (Band 17) (Band 71)	Pass	
	§27.50 (h)(2)	Equivalent Isotropic Radiated Power (Band 7) (Band 38) (Band 41)		
	§27.50 (d)(4)	Equivalent Isotropic Radiated Power (Band 4) (Band 66)		
	§27.50 (a)(3)	Effective Isotropic Radiated Power (Band 30)		
3.3	§27.50 (d)(5)	Peak-to-Average Ratio	Pass	-
3.4	§2.1049	Occupied Bandwidth	Pass	-
3.5	§2.1051 §27.53 (c)(2)(4) §27.53 (g) §27.53 (h)	Conducted Band Edge Measurement (Band 4) (Band 12) (Band 13) (Band 17) (Band 66) (Band 71)	Pass	-
	§2.1051 §27.53 (m)(4)	Conducted Band Edge Measurement (Band 7) (Band 38) (Band 41)		
	§2.1051 §27.53 (a)(4)	Conducted Band Edge Measurement (Band 30)		

Report Clause	Ref Std. Clause	Test Items	Result (PASS/FAIL)	Remark
3.6	§2.1051 §27.53 (c)(2) §27.53 (g) §27.53 (h)	Conducted Spurious Emission (Band 4) (Band 12) (Band 13) (Band 17) (Band 66) (Band 71)	Pass	-
	§2.1051 §27.53 (m)(4)	Conducted Spurious Emission (Band 7) (Band 38) (Band 41)		
	§2.1051 §27.53 (a)(4)	Conducted Spurious Emission (Band 30)		
3.7	§2.1055 §27.54	Frequency Stability Temperature & Voltage	Pass	-
4.2	§2.1053 §27.53 (c)(2) §27.53 (f) §27.53 (g) §27.53 (h)	Radiated Spurious Emission (Band 4) (Band 12) (Band 13) (Band 17) (Band 66) (Band 71)	Pass	-
	§2.1053 §27.53 (m)(4)	Radiated Spurious Emission (Band 7) (Band 38) (Band 41)		
	§2.1053 §27.53 (a)(4)	Radiated Spurious Emission (Band 30)		

Conformity Assessment Condition:

1. The test results (PASS/FAIL) with all measurement uncertainty excluded are presented against the regulation limits or in accordance with the requirements stipulated by the applicant/manufacturer who shall bear all the risks of non-compliance that may potentially occur if measurement uncertainty is taken into account.
2. The measurement uncertainty please refer to each test result in the section “Measurement Uncertainty”.

Disclaimer:

The product specifications of the EUT presented in the test report that may affect the test assessments are declared by the manufacturer who shall take full responsibility for the authenticity.

Reviewed by: William Chen

Report Producer: Aya Yang

1 General Description

1.1 Product Feature of Equipment Under Test

Product Feature
General Specs GSM/WCDMA/LTE/5G NR/NTN , Bluetooth, BLE, BLE channel sounding, Wi-Fi 802.11ax, NFC, WPC Rx and GNSS Rx. **Antenna Type** WWAN: **<Ant. 0>:** ILA Antenna **<Ant. 1>:** ILA Antenna **<Ant. 2>:** IFA Antenna **<Ant. 5>:** IFA Antenna

Remark: The above EUT's information was declared by manufacturer. Please refer to Disclaimer in report summary.

EUT Information List	
S/N	**Performed Test Item**
5B041FDDW0000V	Conducted Measurement ERP/EIRP
5B111FDDQ0000B	Radiated Spurious Emission

Support band and evaluated information	
Supported band	B4, B7, B12, B13, B17, B30, B38, B41, B66, B71
Evaluated and Tested band	B4, B7, B12, B13, B17, B30, B38, B41, B66, B71
Band covered information	RSE frequency band range covers another band when the power is worse as follows: ■ B12 cover B17 (Part 27) ■ B41 cover B38 (Part 27) ■ B66 cover B4 (Part 27) ■ LTE CA B66B cover B66C (Part 27) ■ LTE CA B41C cover B38C (Part 27)

Antenna information						
Band	**Ant0**	**Ant1**	**Ant2**	**Ant5**	**Main Ant. #**	**Sub Ant. #**
B12	-2.9	-6.6			0	1
B13	-4.5	-6			0	1
B17	-2.9	-6.6			0	1
B71	-3.5	-6.7			0	1
B4	-0.8		-0.1		2	0
ENDC B4		-5.4		-1.3	1	5
B7	-1.8		-1.1		2	0
B30	-2.5		-1		2	0
B38	-1.8		-0.9		2	0
B41	-1.8		-0.2		2	0
B66	-0.8		0.2		2	0
ENDC B66		-4.6		-1.1	1	5

Remark:

1. For Test Items, Main Ant. means Tx0 and Sub Ant. means Tx1.
2. After preliminary scan, the main antenna Ant 0 for Low band and main antenna Ant 2 for Mid/high band are selected as the worst mode to be reported for conducted test.

1.2 Modification of EUT

No modifications made to the EUT during the testing.

1.3 Testing Location

Test Site	Sporton International Inc. Wensan Laboratory		
Test Site Location	No.58, Aly. 75, Ln. 564, Wenhua 3rd, Rd., Guishan Dist., Taoyuan City 333010, Taiwan (R.O.C.) TEL: +886-3-327-0868 FAX: +886-3-327-0855		
Test Site No.	**Sporton Site No.**		
	TH05-HY	03CH20-HY	03CH21-HY
Test Engineer	Yuki Chen	John Chuang, David Dai and Sam Chou	Jack Cheng, Ray Lung and Sky Chang
Temperature (℃)	22.3~22.9	18.3~22.8	20.5~23.7
Relative Humidity (%)	53.2~55.5	63.7~71.1	53.5~62.1

Note: The test site complies with ANSI C63.4 2014 requirement.

FCC Designation No.: TW3786

1.4 Applicable Standards

According to the specifications of the manufacturer, the EUT must comply with the requirements of the following standards:

- ANSI C63.26-2015
- FCC 47 CFR Part 2, 27
- FCC KDB 971168 D01 Power Meas. License Digital Systems v03r01
- FCC KDB 414788 D01 Radiated Test Site v01r01.

Remark:

1. All the test items were validated and recorded in accordance with the standards without any modification during the testing.
2. The TAF code is not including all the FCC KDB listed without accreditation.

2 Test Configuration of Equipment Under Test

2.1 Test Mode

Antenna port conducted and radiated test items listed below are performed according to KDB 971168 D01 Power Meas. License Digital Systems v03r01 with maximum output power.

For radiated measurement, the measured emission level of the EUT was maximized by rotating the EUT on a turntable, adjusting the orientation of the EUT and EUT antenna in three orthogonal axis (X: flat, Y: portrait, Z: landscape) and accessory (Adapter or Earphone), and adjusting the measurement antenna orientation, following C63.26 exploratory test procedures and find worst plane as below.

Plane	Main Antenna	Sub Antenna
B7	Z with adapter	Z with adapter
B7C	Z with adapter	Z with adapter
B12	Z with adapter	Y with adapter
B13	Z with adapter	Y with adapter
B30	Y with adapter	Y with adapter
B41	Z with adapter	Z with adapter
B41C	Z with adapter	Z with adapter
B66	Y with adapter	Y with adapter
B66B	Y with adapter	Y with adapter
B71	Z with adapter	Y with adapter

Modulation Type	Modulation
A	QPSK
B	16QAM
C	64QAM
D	256QAM

Test Item	Modulation Type	Bandwidth	RB Size	Channel
Conducted Power	A, B, C, D	All	1, Half, Full	L, M, H
EIRP	A, B, C, D	All	1, Half, Full	L, M, H
PAR	A, B, C, D	All	Full	M
Bandwidth	A, B, C, D	All	Full	M
CBE, Mask (Part 90)	A, B, C, D	Minimum	1RB	L, M, H
		All	Full	
CSE	A	Minimum	1RB	L, M, H
Frequency Stability	A	10 MHz or less	Full	L, M
RSE	A	10 MHz or less	1RB	L, M, H

Remark:

1. Evaluated all the transmitter signal and reporting worst-case configuration among all modulation types.
2. The device is investigated from 30MHz to 10 times of fundamental signal for radiated spurious emission test under different RB size/offset and modulations in exploratory test. Subsequently, only the worst-case emissions are reported.
3. During the RSE preliminary test, the standalone mode and charging modes (Adapter mode and WPC Rx mode) were verified. It is determined that the adapter mode is the worst case for the official test.

2.2 Connection Diagram of Test System

<EUT with Adapter>

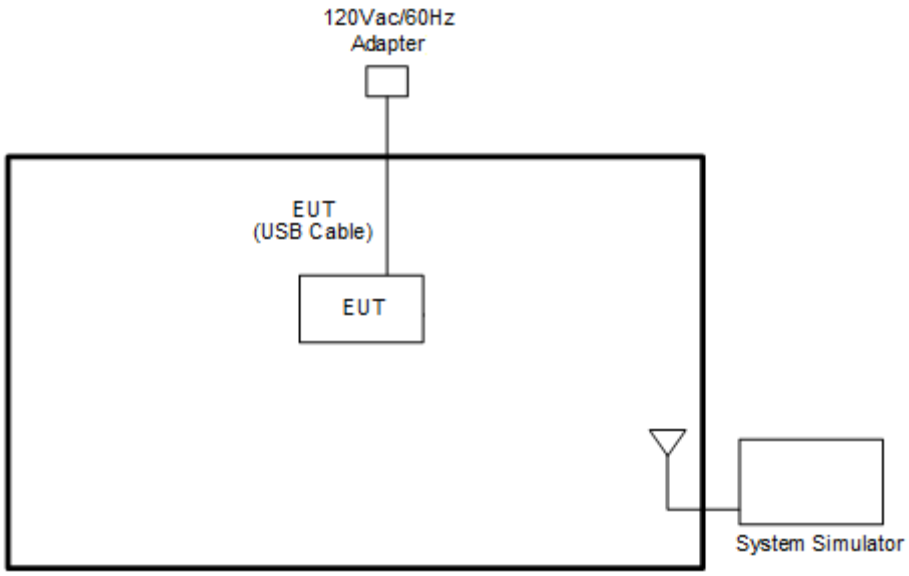

2.3 Support Unit used in test configuration and system

Item	Equipment	Brand Name	Model No.	FCC ID	Data Cable	Power Cord
1.	System Simulator	Anritsu	MT8821C	N/A	N/A	Unshielded, 1.8 m
2.	AC Adapter	N/A	GW8L7	N/A	N/A	N/A

2.4 Measurement Results Explanation Example

For all conducted test items:

The offset level is set in the spectrum analyzer to compensate the RF cable loss and attenuator factor between EUT conducted output port and spectrum analyzer. With the offset compensation, the spectrum analyzer reading level is exactly the EUT RF output level.

The spectrum analyzer offset is derived from RF cable loss and attenuator factor.

Offset = RF cable loss + attenuator factor.

Following shows an offset computation example with cable loss 4.2 dB and 10dB attenuator.

Example :

Offset(dB) = RF cable loss(dB) + attenuator factor(dB).

= 4.2 + 10 = 14.2 (dB)

2.5 Frequency List of Low/Middle/High Channels

LTE Band 4 Channel and Frequency List				
BW [MHz]	**Channel/Frequency(MHz)**	**Lowest**	**Middle**	**Highest**
20	Channel	20050	20175	20300
	Frequency	1720	1732.5	1745
15	Channel	20025	20175	20325
	Frequency	1717.5	1732.5	1747.5
10	Channel	20000	20175	20350
	Frequency	1715	1732.5	1750
5	Channel	19975	20175	20375
	Frequency	1712.5	1732.5	1752.5
3	Channel	19965	20175	20385
	Frequency	1711.5	1732.5	1753.5
1.4	Channel	19957	20175	20393
	Frequency	1710.7	1732.5	1754.3

LTE Band 7 Channel and Frequency List				
BW [MHz]	Channel/Frequency(MHz)	Lowest	Middle	Highest
20	Channel	20850	21100	21350
	Frequency	2510	2535	2560
15	Channel	20825	21100	21375
	Frequency	2507.5	2535	2562.5
10	Channel	20800	21100	21400
	Frequency	2505	2535	2565
5	Channel	20775	21100	21425
	Frequency	2502.5	2535	2567.5

LTE Band 12 Channel and Frequency List				
BW [MHz]	Channel/Frequency(MHz)	Lowest	Middle	Highest
10	Channel	23060	23095	23130
	Frequency	704	707.5	711
5	Channel	23035	23095	23155
	Frequency	701.5	707.5	713.5
3	Channel	23025	23095	23165
	Frequency	700.5	707.5	714.5
1.4	Channel	23017	23095	23173
	Frequency	699.7	707.5	715.3

LTE Band 13 Channel and Frequency List				
BW [MHz]	Channel/Frequency(MHz)	Lowest	Middle	Highest
10	Channel	-	23230	-
	Frequency	-	782	-
5	Channel	23205	23230	23255
	Frequency	779.5	782	784.5

LTE Band 17 Channel and Frequency List				
BW [MHz]	Channel/Frequency(MHz)	Lowest	Middle	Highest
10	Channel	23780	23790	23800
	Frequency	709	710	711
5	Channel	23755	23790	23825
	Frequency	706.5	710	713.5

LTE Band 30 Channel and Frequency List				
BW [MHz]	Channel/Frequency(MHz)	Lowest	Middle	Highest
10	Channel	-	27710	-
	Frequency	-	2310	-
5	Channel	27685	27710	27735
	Frequency	2307.5	2310	2312.5

LTE Band 38 Channel and Frequency List				
BW [MHz]	Channel/Frequency(MHz)	Lowest	Middle	Highest
20	Channel	37850	38000	38150
	Frequency	2580.0	2595.0	2610.0
15	Channel	37825	38000	38175
	Frequency	2577.5	2595.0	2612.5
10	Channel	37800	38000	38200
	Frequency	2575.0	2595.0	2615.0
5	Channel	37775	38000	38225
	Frequency	2572.5	2595.0	2617.5

LTE Band 41 Channel and Frequency List				
BW [MHz]	Channel/Frequency(MHz)	Lowest	Middle	Highest
20	Channel	39750	40620	41490
	Frequency	2506.0	2593.0	2680.0
15	Channel	39725	40620	41515
	Frequency	2503.5	2593.0	2682.5
10	Channel	39700	40620	41540
	Frequency	2501.0	2593.0	2685.0
5	Channel	39675	40620	41565
	Frequency	2498.5	2593.0	2687.5

LTE Band 66 Channel and Frequency List				
BW [MHz]	Channel/Frequency(MHz)	Lowest	Middle	Highest
20	Channel	132072	132322	132572
	Frequency	1720	1745	1770
15	Channel	132047	132322	132597
	Frequency	1717.5	1745	1772.5
10	Channel	132022	132322	132622
	Frequency	1715	1745	1775
5	Channel	131997	132322	132647
	Frequency	1712.5	1745	1777.5
3	Channel	131987	132322	132657
	Frequency	1711.5	1745	1778.5
1.4	Channel	131979	132322	132665
	Frequency	1710.7	1745	1779.3

LTE Band 71 Channel and Frequency List				
BW [MHz]	Channel/Frequency(MHz)	Lowest	Middle	Highest
20	Channel	133222	133297	133372
	Frequency	673.0	680.5	688.0
15	Channel	133197	133297	133397
	Frequency	670.5	680.5	690.5
10	Channel	133172	133272	133422
	Frequency	668.0	678	693.0
5	Channel	133147	133297	133447
	Frequency	665.5	680.5	695.5

LTE Band 7C Channel and Frequency List_CA					
BW [MHz]	Channel/Frequency(MHz)		Lowest	Middle	Highest
20 + 20	PCC	Channel	20850	21001	21152
		Frequency	2510.0	2525.1	2540.2
	SCC	Channel	21048	21199	21350
		Frequency	2529.8	2544.9	2560.0
20 + 15	PCC	Channel	20850	21026	21201
		Frequency	2510.0	2527.6	2545.1
	SCC	Channel	21021	21197	21372
		Frequency	2527.1	2544.7	2562.2
15 + 20	PCC	Channel	20828	21003	21179
		Frequency	2507.8	2525.3	2542.9
	SCC	Channel	20999	21174	21350
		Frequency	2524.9	2542.4	2560.0
20 + 10	PCC	Channel	20850	21051	21251
		Frequency	2510.0	2530.1	2550.1
	SCC	Channel	20994	21195	21395
		Frequency	2524.4	2544.5	2564.5
10 + 20	PCC	Channel	20805	21006	21206
		Frequency	2505.5	2525.6	2545.6
	SCC	Channel	20949	21150	21350
		Frequency	2519.9	2540.0	2560.0
15 + 15	PCC	Channel	20825	21025	21225
		Frequency	2507.5	2527.5	2547.5
	SCC	Channel	20975	21175	21375
		Frequency	2522.5	2542.5	2562.5
15 + 10	PCC	Channel	20825	21051	21277
		Frequency	2507.5	2530.1	2552.7
	SCC	Channel	20945	21171	21397
		Frequency	2519.5	2542.1	2564.7

LTE Band 38C Channel and Frequency List_CA					
BW [MHz]	Channel/Frequency(MHz)		Lowest	Middle	Highest
20 + 20	PCC	Channel	37850	37901	37952
		Frequency	2580.0	2585.1	2590.2
	SCC	Channel	38048	38099	38150
		Frequency	2599.8	2604.9	2610.0
15+ 15	PCC	Channel	37825	37925	38025
		Frequency	2577.5	2587.5	2597.5
	SCC	Channel	37975	38075	38175
		Frequency	2592.5	2602.5	2612.5

LTE Band 41C Channel and Frequency List_CA					
BW [MHz]	Channel/Frequency(MHz)		Lowest	Middle	Highest
20 + 20	PCC	Channel	39750	40521	41292
		Frequency	2506.0	2583.1	2660.2
	SCC	Channel	39948	40719	41490
		Frequency	2525.8	2602.9	2680.0
20 + 15	PCC	Channel	39750	40546	41341
		Frequency	2506.0	2585.6	2665.1
	SCC	Channel	39921	40717	41512
		Frequency	2523.1	2602.7	2682.2
15 + 20	PCC	Channel	39728	40523	41319
		Frequency	2503.8	2593.3	2662.9
	SCC	Channel	39899	40694	41490
		Frequency	2520.9	2600.4	2680.0
20 + 10	PCC	Channel	39750	40571	41391
		Frequency	2506.0	2588.1	2670.1
	SCC	Channel	39894	40715	41535
		Frequency	2520.4	2602.5	2684.5
10 + 20	PCC	Channel	39705	40526	41346
		Frequency	2501.5	2583.6	2665.6
	SCC	Channel	39849	40670	41490
		Frequency	2515.9	2598.0	2680.0

LTE Band 41C Channel and Frequency List_CA					
20 + 5	PCC	Channel	39750	40595	41440
		Frequency	2506.0	2590.5	2675.0
	SCC	Channel	39867	40712	41557
		Frequency	2517.7	2602.2	2686.7
5 + 20	PCC	Channel	39683	40528	41373
		Frequency	2499.3	2583.8	2668.3
	SCC	Channel	39800	40645	41490
		Frequency	2511.0	2595.5	2680.0
15 + 15	PCC	Channel	39725	40545	41365
		Frequency	2503.5	2585.5	2667.5
	SCC	Channel	39875	40695	41515
		Frequency	2518.5	2600.5	2682.5
10 + 15	PCC	Channel	39703	40549	41395
		Frequency	2501.3	2585.9	2670.5
	SCC	Channel	39823	40669	41515
		Frequency	2513.3	2597.9	2682.5
15 + 10	PCC	Channel	39725	40571	41417
		Frequency	2503.5	2588.1	2672.7
	SCC	Channel	39845	40691	41537
		Frequency	2515.5	2600.1	2684.7

LTE Band 66B Channel and Frequency List_CA					
BW [MHz]	Channel/Frequency(MHz)		Lowest	Middle	Highest
5 + 5	PCC	Channel	131997	132398	132599
		Frequency	1712.5	1752.6	1772.7
	SCC	Channel	132045	133346	132647
		Frequency	1717.3	1757.4	1777.5
5 + 10	PCC	Channel	132000	132375	132550
		Frequency	1712.8	1750.3	1767.8
	SCC	Channel	132072	133347	132622
		Frequency	1720.0	1757.5	1775.0
10 + 5	PCC	Channel	132022	132397	132572
		Frequency	1715.0	1752.5	1770.0
	SCC	Channel	132094	133369	132644
		Frequency	1722.2	1759.7	1777.2
5 + 15	PCC	Channel	132002	132353	132504
		Frequency	1713.0	1748.1	1763.2
	SCC	Channel	132095	133346	132597
		Frequency	1722.3	1757.4	1772.5
15 + 5	PCC	Channel	132047	132398	132549
		Frequency	1717.5	1752.6	1767.7
	SCC	Channel	132140	133391	132642
		Frequency	1726.8	1761.9	1777.0
10 + 10	PCC	Channel	132022	132373	135523
		Frequency	1715.0	1750.1	1765.1
	SCC	Channel	132121	133372	132622
		Frequency	1724.9	1760.0	1775.0

LTE Band 66C Channel and Frequency List_CA					
BW [MHz]	Channel/Frequency(MHz)		Lowest	Middle	Highest
10 + 15	PCC	Channel	132025	132351	132477
		Frequency	1715.3	1747.9	1760.5
	SCC	Channel	132145	133371	132597
		Frequency	1727.3	1759.9	1772.5
15 + 10	PCC	Channel	132047	132373	132499
		Frequency	1717.5	1750.1	1762.7
	SCC	Channel	132167	132493	132619
		Frequency	1729.5	1762.1	1774.7
10 + 20	PCC	Channel	132027	132328	132428
		Frequency	1715.5	1745.6	1755.6
	SCC	Channel	131171	133372	132572
		Frequency	1729.9	1760.0	1770.0
20 + 10	PCC	Channel	132072	132373	132473
		Frequency	1720.0	1750.1	1760.1
	SCC	Channel	132216	133417	132617
		Frequency	1734.4	1764.5	1774.5
15 + 15	PCC	Channel	132047	132347	132447
		Frequency	1717.5	1747.5	1757.5
	SCC	Channel	132197	133397	132597
		Frequency	1732.5	1762.5	1772.5
15 + 20	PCC	Channel	132050	132325	132401
		Frequency	1717.8	1745.3	1752.9
	SCC	Channel	132221	133396	132572
		Frequency	1734.9	1762.4	1770.0
20 + 15	PCC	Channel	132072	132348	132423
		Frequency	1720.0	1747.6	1755.1
	SCC	Channel	132243	133419	132594
		Frequency	1737.1	1764.7	1772.2
20 + 5	PCC	Channel	132072	132397	132522
		Frequency	1720.0	1752.5	1765.0
	SCC	Channel	132189	133414	132639
		Frequency	1731.7	1764.2	1776.7

LTE Band 66C Channel and Frequency List_CA					
5 + 20	PCC	Channel	132005	132330	132455
		Frequency	1713.3	1745.8	1758.3
	SCC	Channel	132122	132447	132572
		Frequency	1725.0	1757.5	1770.0
20 + 20	PCC	Channel	132072	132323	132374
		Frequency	1720.0	1745.1	1750.2
	SCC	Channel	132270	133421	132572
		Frequency	1739.8	1764.9	1770.0

3 Conducted Test Items

3.1 Measuring Instruments

See list of measuring instruments of this test report.

3.1.1 Test Setup

3.1.2 Conducted Output Power



3.1.3 Peak-to-Average Ratio, Occupied Bandwidth ,Conducted Band-Edge and Conducted Spurious Emission

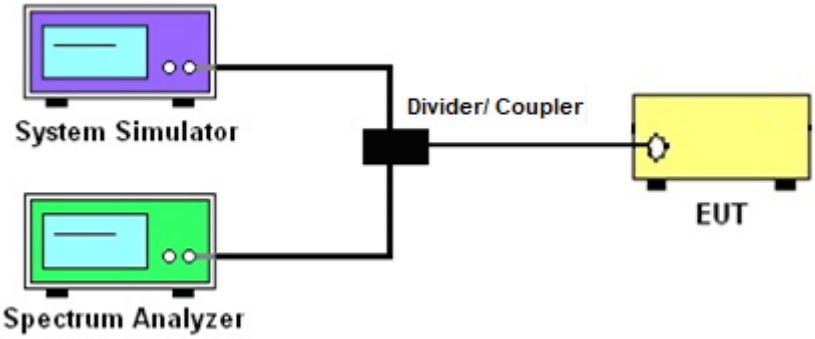

3.1.4 Frequency Stability

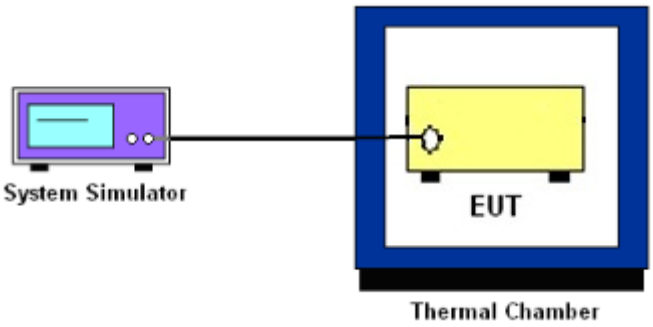

3.1.5 Test Result of Conducted Test

Please refer to Appendix A.

3.2 Conducted Output Power and ERP/EIRP

3.2.1 Description of the Conducted Output Power Measurement and ERP/EIRP Measurement

A system simulator was used to establish communication with the EUT. Its parameters were set to force the EUT transmitting at maximum output power. The measured power in the radio frequency on the transmitter output terminals shall be reported.

The ERP of mobile transmitters must not exceed 3 Watts for LTE Band 12, Band 13, Band 17, Band 71
The EIRP of mobile transmitters must not exceed 2 Watts for LTE Band 7, Band 38, Band 41
The EIRP of mobile transmitters must not exceed 1 Watts for LTE Band 4, Band 66
The EIRP of mobile transmitters must not exceed 250mW/5MHz for LTE Band 30
According to KDB 412172 D01 Power Approach,
EIRP = $P_T + G_T – L_C$, ERP = EIRP -2.15, where

P_T = transmitter output power in dBm
G_T = gain of the transmitting antenna in dBi
L_C = signal attenuation in the connecting cable between the transmitter and antenna in dB

3.2.2 Test Procedures

1. The transmitter output port was connected to the system simulator.
2. Set EUT at maximum power through the system simulator.
3. Select lowest, middle, and highest channels for each band and different modulation.
4. Measure and record the power level from the system simulator.

3.2.3 Test Result of Conducted Output Power and ERP/EIRP Measurement

<LTE B4 TX0 ANT2>

LTE Band 4 Maximum Average Power [dBm] (GT - LC = -0.1 dB)								
BW [MHz]	RB Size	RB Offset	Mod	Lowest	Middle	Highest	EIRP (dBm)	EIRP (W)
20	1	0	QPSK	24.22	24.24	24.16	24.16	0.2606
20	1	49		24.23	24.13	24.03		
20	1	99		24.26	24.19	24.15		
20	50	0		23.15	23.20	23.08		
20	50	24		23.13	23.05	23.02		
20	50	50		23.19	23.13	23.08		
20	100	0		23.14	23.09	23.06		
20	1	0	16-QAM	23.44	23.35	23.38	23.43	0.2203
20	1	49		23.53	23.38	23.30		
20	1	99		23.41	23.47	23.36		
20	1	0	64-QAM	22.29	22.27	22.26	22.36	0.1722
20	1	49		22.46	22.38	22.21		
20	1	99		22.35	22.42	22.28		
20	1	0	256-QAM	19.26	19.20	19.24	19.25	0.0841
20	1	49		19.35	19.26	19.15		
20	1	99		19.31	19.30	19.21		
15	1	0	QPSK	24.02	24.03	24.00	24.01	0.2518
15	1	37		23.98	23.92	23.94		
15	1	74		24.11	24.02	23.99		
15	36	0		22.90	22.90	22.84		
15	36	20		22.89	22.83	22.78		
15	36	39		22.94	22.90	22.83		
15	75	0		22.91	22.92	22.81		
15	1	0	16-QAM	23.17	23.25	23.25	23.31	0.2143
15	1	37		23.23	23.19	23.24		
15	1	74		23.41	23.25	23.24		
15	1	0	64-QAM	22.10	22.16	22.08	22.09	0.1618
15	1	37		22.14	22.13	22.00		
15	1	74		22.19	22.12	22.12		
15	1	0	256-QAM	19.05	19.13	19.08	19.04	0.0802
15	1	37		19.09	19.05	18.94		
15	1	74		19.14	19.12	19.04		
Limit	EIRP < 1W			Result			Pass	

LTE Band 4 Maximum Average Power [dBm] (GT - LC = -0.1 dB)								
BW [MHz]	RB Size	RB Offset	Mod	Lowest	Middle	Highest	EIRP (dBm)	EIRP (W)
10	1	0	QPSK	24.02	24.03	23.99	23.93	0.2472
10	1	25		24.02	24.00	23.92		
10	1	49		24.02	24.03	23.98		
10	25	0		22.96	22.94	22.87		
10	25	12		22.90	22.91	22.86		
10	25	25		22.99	22.99	22.92		
10	50	0		22.95	22.93	22.84		
10	1	0	16-QAM	23.34	23.25	23.21	23.25	0.2113
10	1	25		23.26	23.11	23.19		
10	1	49		23.35	23.31	23.23		
10	1	0	64-QAM	22.10	22.13	22.09	22.23	0.1671
10	1	25		22.06	22.19	22.00		
10	1	49		22.33	22.15	22.15		
10	1	0	256-QAM	19.08	19.09	19.07	19.09	0.0811
10	1	25		19.06	19.05	18.91		
10	1	49		19.17	19.19	19.08		
5	1	0	QPSK	24.01	23.99	23.90	23.93	0.2472
5	1	12		24.00	23.92	23.83		
5	1	24		24.03	23.99	23.91		
5	12	0		22.91	22.88	22.81		
5	12	7		22.82	22.84	22.76		
5	12	13		22.88	22.90	22.86		
5	25	0		22.94	22.92	22.91		
5	1	0	16-QAM	23.22	23.19	23.20	23.12	0.2051
5	1	12		23.13	23.17	23.07		
5	1	24		23.20	23.22	23.21		
5	1	0	64-QAM	22.08	22.05	22.07	22.06	0.1607
5	1	12		22.10	22.06	21.99		
5	1	24		22.16	22.09	22.10		
5	1	0	256-QAM	19.05	19.00	18.97	18.96	0.0787
5	1	12		19.00	19.04	18.94		
5	1	24		19.02	19.06	18.98		
Limit	EIRP < 1W			Result			Pass	

LTE Band 4 Maximum Average Power [dBm] (GT - LC = -0.1 dB)								
BW [MHz]	RB Size	RB Offset	Mod	Lowest	Middle	Highest	EIRP (dBm)	EIRP (W)
3	1	0	QPSK	23.98	23.98	23.86	23.89	0.2449
3	1	8		23.91	23.88	23.73		
3	1	14		23.99	23.98	23.90		
3	8	0		22.94	22.90	22.86		
3	8	4		22.88	22.89	22.86		
3	8	7		22.90	22.92	22.86		
3	15	0		22.90	22.94	22.81		
3	1	0	16-QAM	23.15	23.13	23.18	23.14	0.2061
3	1	8		23.24	23.17	23.04		
3	1	14		23.24	23.24	23.14		
3	1	0	64-QAM	22.12	22.04	21.96	22.02	0.1592
3	1	8		22.01	22.03	21.94		
3	1	14		22.07	22.07	22.02		
3	1	0	256-QAM	19.02	19.04	18.93	18.95	0.0785
3	1	8		18.96	18.97	18.85		
3	1	14		18.97	19.05	19.00		
1.4	1	0	QPSK	23.98	24.02	23.81	23.92	0.2466
1.4	1	3		23.93	23.95	23.84		
1.4	1	5		23.98	23.98	23.87		
1.4	3	0		23.91	23.89	23.79		
1.4	3	1		23.90	23.83	23.77		
1.4	3	3		23.91	23.87	23.79		
1.4	6	0		22.84	22.87	22.81		
1.4	1	0	16-QAM	23.10	23.13	22.99	23.11	0.2046
1.4	1	3		23.04	23.08	23.04		
1.4	1	5		23.12	23.21	23.02		
1.4	1	0	64-QAM	22.10	22.13	22.05	22.03	0.1596
1.4	1	3		22.04	22.06	22.02		
1.4	1	5		22.12	22.13	22.05		
1.4	1	0	256-QAM	18.99	18.99	18.97	18.98	0.0791
1.4	1	3		18.94	19.01	18.89		
1.4	1	5		19.01	19.08	18.88		
Limit	EIRP < 1W			Result			Pass	

<LTE B4 TX1 ANT0>

LTE Band 4 Maximum Average Power [dBm] (GT - LC = -0.8 dB)								
BW [MHz]	RB Size	RB Offset	Mod	Lowest	Middle	Highest	EIRP (dBm)	EIRP (W)
20	1	0	QPSK	24.21	24.30	24.18	23.50	0.2239
20	1	49		24.25	24.21	24.10		
20	1	99		24.29	24.28	24.20		
20	50	0		23.21	23.18	23.11		
20	50	24		23.21	23.13	23.10		
20	50	50		23.24	23.21	23.13		
20	100	0		23.20	23.17	23.12		
20	1	0	16-QAM	23.48	23.44	23.42	22.80	0.1905
20	1	49		23.60	23.48	23.40		
20	1	99		23.45	23.52	23.37		
20	1	0	64-QAM	22.28	22.32	22.35	21.65	0.1462
20	1	49		22.45	22.37	22.25		
20	1	99		22.43	22.44	22.39		
20	1	0	256-QAM	19.27	19.31	19.28	18.62	0.0728
20	1	49		19.42	19.34	19.26		
20	1	99		19.37	19.40	19.30		
15	1	0	QPSK	24.31	24.40	24.26	23.62	0.2301
15	1	37		24.25	24.24	24.17		
15	1	74		24.42	24.34	24.27		
15	36	0		23.18	23.15	23.07		
15	36	20		23.16	23.11	23.04		
15	36	39		23.23	23.17	23.07		
15	75	0		23.19	23.18	23.07		
15	1	0	16-QAM	23.55	23.51	23.52	22.89	0.1945
15	1	37		23.50	23.50	23.45		
15	1	74		23.69	23.49	23.48		
15	1	0	64-QAM	22.39	22.38	22.33	21.69	0.1476
15	1	37		22.44	22.34	22.27		
15	1	74		22.49	22.43	22.35		
15	1	0	256-QAM	19.35	19.33	19.27	18.56	0.0718
15	1	37		19.34	19.29	19.24		
15	1	74		19.36	19.33	19.33		
Limit	EIRP < 1W			Result			Pass	

LTE Band 4 Maximum Average Power [dBm] (GT - LC = -0.8 dB)								
BW [MHz]	RB Size	RB Offset	Mod	Lowest	Middle	Highest	EIRP (dBm)	EIRP (W)
10	1	0	QPSK	24.34	24.33	24.25	23.63	0.2307
10	1	25		24.28	24.26	24.18		
10	1	49		24.41	24.43	24.28		
10	25	0		23.22	23.21	23.12		
10	25	12		23.21	23.17	23.10		
10	25	25		23.26	23.24	23.18		
10	50	0		23.22	23.20	23.11		
10	1	0	16-QAM	23.49	23.46	23.43	22.90	0.1950
10	1	25		23.44	23.48	23.36		
10	1	49		23.70	23.59	23.46		
10	1	0	64-QAM	22.34	22.40	22.36	21.77	0.1503
10	1	25		22.32	22.38	22.26		
10	1	49		22.57	22.46	22.34		
10	1	0	256-QAM	19.38	19.35	19.24	18.74	0.0748
10	1	25		19.27	19.34	19.22		
10	1	49		19.54	19.44	19.29		
5	1	0	QPSK	24.27	24.34	24.18	23.54	0.2259
5	1	12		24.26	24.27	24.08		
5	1	24		24.26	24.33	24.16		
5	12	0		23.21	23.19	23.09		
5	12	7		23.11	23.13	23.03		
5	12	13		23.17	23.19	23.13		
5	25	0		23.28	23.22	23.15		
5	1	0	16-QAM	23.46	23.49	23.42	22.78	0.1897
5	1	12		23.43	23.43	23.39		
5	1	24		23.58	23.52	23.45		
5	1	0	64-QAM	22.39	22.35	22.33	21.71	0.1483
5	1	12		22.37	22.31	22.29		
5	1	24		22.40	22.51	22.39		
5	1	0	256-QAM	19.33	19.26	19.26	18.56	0.0718
5	1	12		19.24	19.31	19.19		
5	1	24		19.36	19.32	19.24		
Limit	EIRP < 1W			Result			Pass	

LTE Band 4 Maximum Average Power [dBm] (GT - LC = -0.8 dB)								
BW [MHz]	RB Size	RB Offset	Mod	Lowest	Middle	Highest	EIRP (dBm)	EIRP (W)
3	1	0	QPSK	24.24	24.28	24.09	23.49	0.2234
3	1	8		24.15	24.12	24.04		
3	1	14		24.29	24.25	24.16		
3	8	0		23.19	23.19	23.12		
3	8	4		23.16	23.15	23.09		
3	8	7		23.16	23.18	23.11		
3	15	0		23.18	23.18	23.11		
3	1	0	16-QAM	23.46	23.44	23.43	22.70	0.1862
3	1	8		23.38	23.50	23.29		
3	1	14		23.43	23.48	23.45		
3	1	0	64-QAM	22.32	22.23	22.27	21.54	0.1426
3	1	8		22.29	22.30	22.25		
3	1	14		22.34	22.32	22.28		
3	1	0	256-QAM	19.33	19.23	19.16	18.54	0.0714
3	1	8		19.21	19.28	19.19		
3	1	14		19.34	19.25	19.27		
1.4	1	0	QPSK	24.26	24.22	24.11	23.54	0.2259
1.4	1	3		24.23	24.29	24.14		
1.4	1	5		24.27	24.34	24.17		
1.4	3	0		24.23	24.13	24.06		
1.4	3	1		24.16	24.11	24.03		
1.4	3	3		24.21	24.11	24.09		
1.4	6	0		23.14	23.17	23.11		
1.4	1	0	16-QAM	23.42	23.43	23.37	22.65	0.1841
1.4	1	3		23.37	23.32	23.30		
1.4	1	5		23.39	23.45	23.32		
1.4	1	0	64-QAM	22.40	22.35	22.26	21.64	0.1459
1.4	1	3		22.37	22.34	22.26		
1.4	1	5		22.44	22.37	22.33		
1.4	1	0	256-QAM	19.30	19.33	19.21	18.53	0.0713
1.4	1	3		19.23	19.28	19.21		
1.4	1	5		19.28	19.24	19.23		
Limit	EIRP < 1W			Result			Pass	

<LTE B7 TX0 ANT2>

LTE Band 7 Maximum Average Power [dBm] (GT - LC = -1.1 dB)								
BW [MHz]	RB Size	RB Offset	Mod	Lowest	Middle	Highest	EIRP (dBm)	EIRP (W)
20	1	0	QPSK	24.05	24.08	24.20	23.14	0.2061
20	1	49		23.96	24.07	24.08		
20	1	99		24.03	24.12	24.24		
20	50	0		23.07	23.14	23.20		
20	50	24		23.00	23.05	23.09		
20	50	50		23.07	23.12	23.12		
20	100	0		23.05	23.08	23.11		
20	1	0	16-QAM	23.39	23.39	23.48	22.38	0.1730
20	1	49		23.30	23.33	23.32		
20	1	99		23.33	23.44	23.44		
20	1	0	64-QAM	22.31	22.32	22.35	21.27	0.1340
20	1	49		22.19	22.27	22.26		
20	1	99		22.24	22.35	22.37		
20	1	0	256-QAM	19.16	19.16	19.19	18.12	0.0649
20	1	49		19.07	19.18	19.18		
20	1	99		19.12	19.20	19.22		
15	1	0	QPSK	24.11	24.13	24.23	23.13	0.2056
15	1	37		24.02	24.13	24.13		
15	1	74		24.11	24.22	24.22		
15	36	0		23.04	23.08	23.14		
15	36	20		22.98	23.04	23.05		
15	36	39		23.02	23.06	23.10		
15	75	0		23.02	23.04	23.11		
15	1	0	16-QAM	23.42	23.43	23.50	22.40	0.1738
15	1	37		23.38	23.48	23.39		
15	1	74		23.39	23.44	23.49		
15	1	0	64-QAM	22.22	22.26	22.37	21.29	0.1346
15	1	37		22.14	22.33	22.21		
15	1	74		22.24	22.39	22.38		
15	1	0	256-QAM	19.20	19.16	19.25	18.15	0.0653
15	1	37		19.06	19.20	19.17		
15	1	74		19.17	19.17	19.22		
Limit	EIRP < 2W			Result			Pass	

LTE Band 7 Maximum Average Power [dBm] (GT - LC = -1.1 dB)								
BW [MHz]	RB Size	RB Offset	Mod	Lowest	Middle	Highest	EIRP (dBm)	EIRP (W)
10	1	0	QPSK	24.14	24.09	24.19	23.12	0.2051
10	1	25		24.04	24.11	24.11		
10	1	49		24.11	24.19	24.22		
10	25	0		23.08	23.10	23.15		
10	25	12		23.03	23.06	23.09		
10	25	25		23.06	23.11	23.13		
10	50	0		23.01	23.04	23.11		
10	1	0	16-QAM	23.42	23.38	23.55	22.47	0.1766
10	1	25		23.30	23.31	23.28		
10	1	49		23.36	23.49	23.57		
10	1	0	64-QAM	22.23	22.29	22.28	21.22	0.1324
10	1	25		22.12	22.26	22.24		
10	1	49		22.23	22.31	22.32		
10	1	0	256-QAM	19.14	19.19	19.24	18.17	0.0656
10	1	25		19.10	19.16	19.27		
10	1	49		19.16	19.14	19.23		
5	1	0	QPSK	24.07	24.08	24.13	23.12	0.2051
5	1	12		24.06	24.12	24.14		
5	1	24		24.07	24.17	24.22		
5	12	0		23.04	23.08	23.15		
5	12	7		22.95	23.02	23.08		
5	12	13		23.00	23.06	23.15		
5	25	0		23.05	23.10	23.18		
5	1	0	16-QAM	23.30	23.41	23.52	22.44	0.1754
5	1	12		23.23	23.29	23.39		
5	1	24		23.36	23.39	23.54		
5	1	0	64-QAM	22.24	22.22	22.32	21.30	0.1349
5	1	12		22.26	22.35	22.32		
5	1	24		22.17	22.37	22.40		
5	1	0	256-QAM	19.19	19.24	19.29	18.19	0.0659
5	1	12		19.06	19.17	19.22		
5	1	24		19.10	19.21	19.24		
Limit	EIRP < 2W			Result			Pass	

LTE Band 7C_CA Maximum Average Power [dBm] (GT - LC = -1.1 dB)										
BW [MHz]	PCC		SCC		Mod	Lowest	Middle	Highest	EIRP (dBm)	EIRP (W)
	RB Size	RB Offset	RB Size	RB Offset						
20+20	100	0	100	0	QPSK	22.13	21.51	22.18	23.03	0.2009
20+20	1	0	1	99		24.13	23.98	24.05		
20+20	1	99	1	0		15.01	14.95	15.55		
20+20	1	0	0	0		23.40	23.55	24.27		
20+20	100	0	100	0	16-QAM	21.19	20.55	21.17	22.08	0.1614
20+20	1	0	1	99		23.18	23.04	23.12		
20+20	1	99	1	0		15.08	14.94	15.33		
20+20	1	0	0	0		22.50	22.69	23.33		
20+20	100	0	100	0	64-QAM	20.52	20.57	21.19	20.09	0.1021
20+20	1	0	1	99		15.02	14.90	15.78		
20+20	1	99	1	0		20.41	20.63	20.82		
20+20	100	0	100	0	256-QAM	18.55	18.54	19.22	18.12	0.0649
20+20	1	0	1	99		14.83	14.93	15.45		
20+20	1	99	1	0		18.40	18.62	19.12		
20+15	100	0	75	0	QPSK	22.08	22.12	22.13	23.07	0.2028
20+15	1	0	1	74		24.17	24.00	24.11		
20+15	1	99	1	0		15.59	15.56	15.65		
20+15	1	0	0	0		24.06	24.23	24.21		
20+15	100	0	75	0	16-QAM	21.16	21.16	21.18	22.15	0.1641
20+15	1	0	1	74		23.23	23.04	23.25		
20+15	1	99	1	0		15.66	15.38	15.70		
20+15	1	0	0	0		23.18	23.08	23.13		
20+15	100	0	75	0	64-QAM	21.14	21.15	21.17	20.47	0.1114
20+15	1	0	1	74		15.58	15.57	15.53		
20+15	1	99	1	0		21.26	21.34	21.57		
20+15	100	0	75	0	256-QAM	19.16	19.24	19.18	18.14	0.0652
20+15	1	0	1	74		15.22	15.63	15.86		
20+15	1	99	1	0		19.12	18.72	19.20		
15+20	75	0	100	0	QPSK	22.00	22.09	22.06	22.99	0.1991
15+20	1	0	1	99		24.09	23.96	24.06		
15+20	1	74	1	0		15.61	15.56	15.49		
15+20	1	0	0	0		24.09	24.13	24.07		
15+20	75	0	100	0	16-QAM	21.16	21.18	21.07	22.16	0.1644
15+20	1	0	1	99		23.26	23.07	23.14		
15+20	1	74	1	0		15.52	15.55	15.35		
15+20	1	0	0	0		23.22	23.22	23.21		
15+20	75	0	100	0	64-QAM	21.14	21.13	21.11	20.37	0.1089
15+20	1	0	1	99		15.38	15.41	15.68		
15+20	1	74	1	0		21.05	21.47	21.33		
15+20	75	0	100	0	256-QAM	19.16	19.10	19.12	18.21	0.0662
15+20	1	0	1	99		15.72	15.50	15.44		
15+20	1	74	1	0		18.81	19.31	19.16		
Limit	EIRP < 2W					Result			Pass	

LTE Band 7C_CA Maximum Average Power [dBm] (GT - LC = -1.1 dB)										
BW [MHz]	PCC		SCC		Mod	Lowest	Middle	Highest	EIRP (dBm)	EIRP (W)
	RB Size	RB Offset	RB Size	RB Offset						
20+10	100	0	50	0	QPSK	22.06	22.06	22.13	23.05	0.2018
20+10	1	0	1	49		24.15	24.03	24.15		
20+10	1	99	1	0		15.63	15.48	15.58		
20+10	1	0	0	0		23.93	24.07	24.13		
20+10	100	0	50	0	16-QAM	21.13	21.14	21.16	22.18	0.1652
20+10	1	0	1	49		23.24	23.13	23.28		
20+10	1	99	1	0		15.61	15.46	15.37		
20+10	1	0	0	0		23.09	22.93	23.25		
20+10	100	0	50	0	64-QAM	21.08	21.09	21.14	20.38	0.1091
20+10	1	0	1	49		15.59	15.64	15.93		
20+10	1	99	1	0		21.34	21.48	21.35		
20+10	100	0	50	0	256-QAM	19.08	19.11	19.17	18.46	0.0701
20+10	1	0	1	49		15.26	15.13	15.68		
20+10	1	99	1	0		19.56	19.14	19.08		
10+20	50	0	100	0	QPSK	22.22	22.20	22.25	23.02	0.2004
10+20	1	0	1	99		24.11	23.96	24.12		
10+20	1	49	1	0		15.72	15.68	15.62		
10+20	1	0	0	0		24.23	24.09	24.20		
10+20	50	0	100	0	16-QAM	21.29	21.25	21.28	23.00	0.1995
10+20	1	0	1	99		23.23	23.08	24.10		
10+20	1	49	1	0		16.07	15.42	15.55		
10+20	1	0	0	0		23.35	23.13	23.34		
10+20	50	0	100	0	64-QAM	21.28	21.25	21.32	20.34	0.1081
10+20	1	0	1	99		15.54	15.79	15.79		
10+20	1	49	1	0		21.44	21.29	21.21		
10+20	50	0	100	0	256-QAM	19.27	19.22	19.22	18.44	0.0698
10+20	1	0	1	99		15.29	15.56	15.54		
10+20	1	49	1	0		18.84	19.54	19.29		
15+15	75	0	75	0	QPSK	21.99	22.00	22.03	23.02	0.2004
15+15	1	0	1	74		24.12	23.99	24.12		
15+15	1	74	1	0		15.56	15.50	15.55		
15+15	1	0	0	0		23.99	23.96	24.05		
15+15	75	0	75	0	16-QAM	21.12	21.07	21.07	22.17	0.1648
15+15	1	0	1	74		23.27	23.10	23.25		
15+15	1	74	1	0		15.38	15.25	15.60		
15+15	1	0	0	0		22.94	23.20	23.04		
15+15	75	0	75	0	64-QAM	21.10	21.08	21.12	20.21	0.1050
15+15	1	0	1	74		15.72	15.66	15.66		
15+15	1	74	1	0		21.30	21.21	21.31		
15+15	75	0	75	0	256-QAM	19.06	19.06	19.08	18.02	0.0634
15+15	1	0	1	74		15.38	15.61	15.46		
15+15	1	74	1	0		18.69	18.83	19.12		
Limit	EIRP < 2W					Result			Pass	

LTE Band 7C_CA Maximum Average Power [dBm] (GT - LC = -1.1 dB)										
BW [MHz]	PCC		SCC		Mod	Lowest	Middle	Highest	EIRP (dBm)	EIRP (W)
	RB Size	RB Offset	RB Size	RB Offset						
15+10	75	0	50	0	QPSK	21.54	21.57	21.66	23.09	0.2037
15+10	1	0	1	49		24.12	24.00	24.19		
15+10	1	74	1	0		14.94	15.02	15.05		
15+10	1	0	0	0		23.39	23.62	23.69		
15+10	75	0	50	0	16-QAM	20.57	20.58	20.65	22.26	0.1683
15+10	1	0	1	49		23.25	23.08	23.36		
15+10	1	74	1	0		15.05	14.98	15.13		
15+10	1	0	0	0		22.51	22.70	22.74		
15+10	75	0	50	0	64-QAM	20.57	20.60	20.62	19.58	0.0908
15+10	1	0	1	49		14.97	15.12	15.13		
15+10	1	74	1	0		20.50	20.68	20.65		
15+10	75	0	50	0	256-QAM	18.57	18.61	18.65	17.55	0.0569
15+10	1	0	1	49		14.90	14.93	15.08		
15+10	1	74	1	0		18.42	18.55	18.57		
Limit	EIRP < 2W					Result			Pass	

<LTE B7 TX1 ANT0>

LTE Band 7 Maximum Average Power [dBm] (GT - LC = -1.8 dB)								
BW [MHz]	RB Size	RB Offset	Mod	Lowest	Middle	Highest	EIRP (dBm)	EIRP (W)
20	1	0	QPSK	24.11	24.25	24.24	22.45	0.1758
20	1	49		24.03	24.20	24.22		
20	1	99		24.08	24.22	24.24		
20	50	0		23.12	23.25	23.24		
20	50	24		23.06	23.17	23.25		
20	50	50		23.13	23.25	23.20		
20	100	0		23.10	23.15	23.30		
20	1	0	16-QAM	23.45	23.51	23.60	21.86	0.1535
20	1	49		23.35	23.48	23.59		
20	1	99		23.34	23.55	23.66		
20	1	0	64-QAM	22.38	22.38	22.55	20.75	0.1189
20	1	49		22.24	22.42	22.46		
20	1	99		22.28	22.50	22.53		
20	1	0	256-QAM	19.28	19.21	19.36	17.56	0.0570
20	1	49		19.18	19.26	19.35		
20	1	99		19.19	19.35	19.35		
15	1	0	QPSK	24.15	24.21	24.38	22.59	0.1816
15	1	37		24.07	24.25	24.29		
15	1	74		24.14	24.34	24.39		
15	36	0		23.10	23.19	23.27		
15	36	20		23.02	23.16	23.22		
15	36	39		23.07	23.22	23.25		
15	75	0		23.07	23.16	23.25		
15	1	0	16-QAM	23.48	23.60	23.79	21.99	0.1581
15	1	37		23.40	23.60	23.58		
15	1	74		23.40	23.68	23.64		
15	1	0	64-QAM	22.33	22.33	22.54	20.74	0.1186
15	1	37		22.23	22.39	22.40		
15	1	74		22.23	22.49	22.47		
15	1	0	256-QAM	19.29	19.32	19.39	17.59	0.0574
15	1	37		19.12	19.29	19.35		
15	1	74		19.18	19.30	19.36		
Limit	EIRP < 2W			Result			Pass	

LTE Band 7 Maximum Average Power [dBm] (GT - LC = -1.8 dB)								
BW [MHz]	RB Size	RB Offset	Mod	Lowest	Middle	Highest	EIRP (dBm)	EIRP (W)
10	1	0	QPSK	24.16	24.20	24.35	22.60	0.1820
10	1	25		24.07	24.23	24.27		
10	1	49		24.14	24.31	24.40		
10	25	0		23.13	23.21	23.32		
10	25	12		23.09	23.16	23.23		
10	25	25		23.12	23.27	23.28		
10	50	0		23.08	23.17	23.25		
10	1	0	16-QAM	23.42	23.54	23.66	21.88	0.1542
10	1	25		23.37	23.50	23.57		
10	1	49		23.45	23.57	23.68		
10	1	0	64-QAM	22.29	22.32	22.52	20.72	0.1180
10	1	25		22.22	22.36	22.34		
10	1	49		22.27	22.41	22.52		
10	1	0	256-QAM	19.23	19.35	19.37	17.57	0.0571
10	1	25		19.11	19.25	19.34		
10	1	49		19.16	19.29	19.33		
5	1	0	QPSK	24.11	24.20	24.30	22.54	0.1795
5	1	12		24.10	24.20	24.29		
5	1	24		24.11	24.28	24.34		
5	12	0		23.11	23.18	23.29		
5	12	7		23.01	23.11	23.22		
5	12	13		23.05	23.18	23.25		
5	25	0		23.11	23.19	23.31		
5	1	0	16-QAM	23.45	23.47	23.62	21.89	0.1545
5	1	12		23.34	23.37	23.52		
5	1	24		23.40	23.56	23.69		
5	1	0	64-QAM	22.33	22.41	22.50	20.73	0.1183
5	1	12		22.26	22.41	22.44		
5	1	24		22.28	22.44	22.53		
5	1	0	256-QAM	19.19	19.28	19.34	17.54	0.0568
5	1	12		19.12	19.22	19.31		
5	1	24		19.14	19.28	19.33		
Limit	EIRP < 2W			Result			Pass	

LTE Band 7C_CA Maximum Average Power [dBm] (GT - LC = -1.8 dB)										
BW [MHz]	PCC		SCC		Mod	Lowest	Middle	Highest	EIRP (dBm)	EIRP (W)
	RB Size	RB Offset	RB Size	RB Offset						
20+20	100	0	100	0	QPSK	21.98	21.99	22.12	21.90	0.1549
20+20	1	0	1	99		23.70	23.58	23.68		
20+20	1	99	1	0		15.53	15.41	15.46		
20+20	1	0	0	0		23.94	24.02	24.09		
20+20	100	0	100	0	16-QAM	21.03	21.02	21.12	20.97	0.1250
20+20	1	0	1	99		22.76	22.61	22.77		
20+20	1	99	1	0		15.57	15.44	15.52		
20+20	1	0	0	0		23.18	23.12	23.14		
20+20	100	0	100	0	64-QAM	20.99	21.04	21.10	19.38	0.0867
20+20	1	0	1	99		15.50	15.41	15.44		
20+20	1	99	1	0		21.02	21.14	21.18		
20+20	100	0	100	0	256-QAM	19.04	19.04	19.09	17.29	0.0536
20+20	1	0	1	99		15.45	15.44	15.36		
20+20	1	99	1	0		19.01	18.93	18.78		
20+15	100	0	75	0	QPSK	21.93	21.99	22.05	21.93	0.1560
20+15	1	0	1	74		23.73	23.58	23.72		
20+15	1	99	1	0		15.51	15.51	15.49		
20+15	1	0	0	0		23.94	24.02	24.11		
20+15	100	0	75	0	16-QAM	20.99	21.00	21.13	21.11	0.1291
20+15	1	0	1	74		22.76	22.61	22.91		
20+15	1	99	1	0		15.57	15.54	15.52		
20+15	1	0	0	0		23.07	23.15	23.21		
20+15	100	0	75	0	64-QAM	21.04	21.05	21.09	19.56	0.0904
20+15	1	0	1	74		15.52	15.52	15.55		
20+15	1	99	1	0		21.02	21.16	21.36		
20+15	100	0	75	0	256-QAM	19.00	19.07	19.10	17.35	0.0543
20+15	1	0	1	74		15.51	15.36	15.41		
20+15	1	99	1	0		18.84	19.13	19.15		
15+20	75	0	100	0	QPSK	21.99	21.95	22.10	21.91	0.1552
15+20	1	0	1	99		23.70	23.57	23.71		
15+20	1	74	1	0		15.49	15.51	15.53		
15+20	1	0	0	0		23.88	23.98	24.12		
15+20	75	0	100	0	16-QAM	21.04	21.04	21.19	21.03	0.1268
15+20	1	0	1	99		22.70	22.63	22.83		
15+20	1	74	1	0		15.56	15.52	15.66		
15+20	1	0	0	0		22.98	23.06	23.11		
15+20	75	0	100	0	64-QAM	21.05	21.04	21.15	19.58	0.0908
15+20	1	0	1	99		15.57	15.48	15.69		
15+20	1	74	1	0		21.03	21.04	21.38		
15+20	75	0	100	0	256-QAM	19.00	19.02	19.19	17.39	0.0548
15+20	1	0	1	99		15.62	15.42	15.43		
15+20	1	74	1	0		18.93	19.09	19.15		
Limit	EIRP < 2W					Result			Pass	

LTE Band 7C_CA Maximum Average Power [dBm] (GT - LC = -1.8 dB)										
BW [MHz]	PCC		SCC		Mod	Lowest	Middle	Highest	EIRP (dBm)	EIRP (W)
	RB Size	RB Offset	RB Size	RB Offset						
20+10	100	0	50	0	QPSK	21.99	22.02	22.07	22.02	0.1592
20+10	1	0	1	49		23.74	23.64	23.82		
20+10	1	99	1	0		15.49	15.50	15.54		
20+10	1	0	0	0		23.92	24.03	24.17		
20+10	100	0	50	0	16-QAM	21.07	21.03	21.15	21.07	0.1279
20+10	1	0	1	49		22.73	22.67	22.87		
20+10	1	99	1	0		15.58	15.52	15.70		
20+10	1	0	0	0		23.00	23.15	23.18		
20+10	100	0	50	0	64-QAM	21.07	21.12	21.21	19.45	0.0881
20+10	1	0	1	49		15.58	15.45	15.63		
20+10	1	99	1	0		20.98	21.25	21.21		
20+10	100	0	50	0	256-QAM	19.04	19.04	19.18	17.38	0.0547
20+10	1	0	1	49		15.45	15.37	15.52		
20+10	1	99	1	0		18.96	19.09	19.11		
10+20	50	0	100	0	QPSK	22.26	22.01	22.31	21.95	0.1567
10+20	1	0	1	99		23.69	23.58	23.75		
10+20	1	49	1	0		15.58	15.50	15.75		
10+20	1	0	0	0		23.91	23.99	24.31		
10+20	50	0	100	0	16-QAM	21.30	21.07	21.39	21.88	0.1542
10+20	1	0	1	99		22.72	22.62	23.68		
10+20	1	49	1	0		15.59	15.55	15.83		
10+20	1	0	0	0		22.92	23.06	23.41		
10+20	50	0	100	0	64-QAM	21.19	21.04	21.40	19.66	0.0925
10+20	1	0	1	99		15.56	15.47	15.84		
10+20	1	49	1	0		21.05	21.08	21.46		
10+20	50	0	100	0	256-QAM	19.14	19.01	19.39	17.59	0.0574
10+20	1	0	1	99		15.44	15.46	15.73		
10+20	1	49	1	0		19.01	19.33	19.33		
15+15	75	0	75	0	QPSK	22.00	22.03	22.13	21.96	0.1570
15+15	1	0	1	74		23.72	23.60	23.76		
15+15	1	74	1	0		15.57	15.55	15.59		
15+15	1	0	0	0		23.93	24.07	24.16		
15+15	75	0	75	0	16-QAM	21.09	21.05	21.18	21.03	0.1268
15+15	1	0	1	74		22.83	22.63	22.83		
15+15	1	74	1	0		15.64	15.62	15.69		
15+15	1	0	0	0		23.01	23.11	23.24		
15+15	75	0	75	0	64-QAM	21.06	21.05	21.17	19.54	0.0899
15+15	1	0	1	74		15.56	15.54	15.69		
15+15	1	74	1	0		21.08	21.14	21.34		
15+15	75	0	75	0	256-QAM	19.06	19.06	19.15	17.44	0.0555
15+15	1	0	1	74		15.53	15.50	15.33		
15+15	1	74	1	0		19.02	19.06	19.24		
Limit	EIRP < 2W					Result			Pass	

LTE Band 7C_CA Maximum Average Power [dBm] (GT - LC = -1.8 dB)										
BW [MHz]	PCC		SCC		Mod	Lowest	Middle	Highest	EIRP (dBm)	EIRP (W)
	RB Size	RB Offset	RB Size	RB Offset						
15+10	75	0	50	0	QPSK	22.09	22.00	22.20	22.04	0.1600
15+10	1	0	1	49		23.70	23.61	23.84		
15+10	1	74	1	0		15.44	15.43	15.59		
15+10	1	0	0	0		23.97	24.08	24.21		
15+10	75	0	50	0	16-QAM	21.10	21.06	21.21	21.05	0.1274
15+10	1	0	1	49		22.71	22.58	22.85		
15+10	1	74	1	0		15.45	15.49	15.60		
15+10	1	0	0	0		23.03	23.12	23.26		
15+10	75	0	50	0	64-QAM	21.08	21.07	21.17	19.63	0.0918
15+10	1	0	1	49		15.48	15.43	15.67		
15+10	1	74	1	0		21.01	21.35	21.43		
15+10	75	0	50	0	256-QAM	19.10	19.05	19.20	17.40	0.0550
15+10	1	0	1	49		15.13	15.13	15.59		
15+10	1	74	1	0		18.90	19.00	19.07		
Limit	EIRP < 2W					Result			Pass	

<LTE B12 TX0 ANT0>

LTE Band 12 Maximum Average Power [dBm] (GT - LC = -2.9 dB)								
BW [MHz]	RB Size	RB Offset	Mod	Lowest	Middle	Highest	ERP (dBm)	ERP (W)
10	1	0	QPSK	24.65	24.65	24.70	19.65	0.0923
10	1	25		24.59	24.63	24.59		
10	1	49		24.66	24.61	24.57		
10	25	0		23.58	23.59	23.60		
10	25	12		23.55	23.58	23.55		
10	25	25		23.57	23.55	23.51		
10	50	0		23.52	23.50	23.50		
10	1	0	16-QAM	23.81	23.79	23.86	18.81	0.0760
10	1	25		23.76	23.84	23.80		
10	1	49		23.86	23.76	23.73		
10	1	0	64-QAM	22.72	22.77	22.72	17.72	0.0592
10	1	25		22.66	22.69	22.70		
10	1	49		22.71	22.69	22.66		
10	1	0	256-QAM	19.69	19.70	19.52	14.65	0.0292
10	1	25		19.61	19.66	19.64		
10	1	49		19.66	19.58	19.60		
5	1	0	QPSK	24.60	24.55	24.60	19.55	0.0902
5	1	12		24.49	24.58	24.56		
5	1	24		24.57	24.60	24.55		
5	12	0		23.50	23.52	23.50		
5	12	7		23.42	23.44	23.39		
5	12	13		23.48	23.48	23.42		
5	25	0		23.53	23.54	23.52		
5	1	0	16-QAM	23.79	23.77	23.75	18.81	0.0760
5	1	12		23.68	23.75	23.73		
5	1	24		23.74	23.86	23.73		
5	1	0	64-QAM	22.70	22.67	22.75	17.70	0.0589
5	1	12		22.60	22.75	22.61		
5	1	24		22.71	22.69	22.70		
5	1	0	256-QAM	19.66	19.72	19.66	14.67	0.0293
5	1	12		19.56	19.63	19.56		
5	1	24		19.62	19.64	19.62		
Limit	ERP < 3W			Result			Pass	

LTE Band 12 Maximum Average Power [dBm] (GT - LC = -2.9 dB)								
BW [MHz]	RB Size	RB Offset	Mod	Lowest	Middle	Highest	ERP (dBm)	ERP (W)
3	1	0	QPSK	24.51	24.58	24.55	19.53	0.0897
3	1	8		24.40	24.49	24.45		
3	1	14		24.49	24.58	24.51		
3	8	0		23.48	23.52	23.48		
3	8	4		23.40	23.45	23.39		
3	8	7		23.43	23.46	23.41		
3	15	0		23.45	23.50	23.45		
3	1	0	16-QAM	23.75	23.81	23.71	18.77	0.0753
3	1	8		23.68	23.78	23.74		
3	1	14		23.67	23.82	23.70		
3	1	0	64-QAM	22.59	22.66	22.62	17.64	0.0581
3	1	8		22.55	22.67	22.57		
3	1	14		22.57	22.69	22.59		
3	1	0	256-QAM	19.59	19.66	19.59	14.61	0.0289
3	1	8		19.52	19.65	19.59		
3	1	14		19.54	19.63	19.55		
1.4	1	0	QPSK	24.54	24.60	24.54	19.55	0.0902
1.4	1	3		24.50	24.56	24.48		
1.4	1	5		24.50	24.60	24.49		
1.4	3	0		24.46	24.48	24.41		
1.4	3	1		24.44	24.46	24.39		
1.4	3	3		24.44	24.48	24.40		
1.4	6	0		23.44	23.49	23.38		
1.4	1	0	16-QAM	23.65	23.82	23.72	18.77	0.0753
1.4	1	3		23.63	23.67	23.59		
1.4	1	5		23.67	23.69	23.64		
1.4	1	0	64-QAM	22.67	22.69	22.68	17.64	0.0581
1.4	1	3		22.60	22.66	22.56		
1.4	1	5		22.64	22.66	22.61		
1.4	1	0	256-QAM	19.54	19.63	19.60	14.58	0.0287
1.4	1	3		19.52	19.59	19.54		
1.4	1	5		19.52	19.56	19.58		
Limit	ERP < 3W			Result			Pass	

<LTE B12 TX1 ANT1>

LTE Band 12 Maximum Average Power [dBm] (GT - LC = -6.6 dB)								
BW [MHz]	RB Size	RB Offset	Mod	Lowest	Middle	Highest	ERP (dBm)	ERP (W)
10	1	0	QPSK	24.11	24.28	24.25	15.53	0.0357
10	1	25		24.14	24.26	24.06		
10	1	49		24.26	24.27	24.18		
10	25	0		23.15	23.19	23.18		
10	25	12		23.13	23.18	23.17		
10	25	25		23.16	23.16	23.15		
10	50	0		23.15	23.11	23.09		
10	1	0	16-QAM	23.79	23.37	23.45	15.04	0.0319
10	1	25		23.53	23.37	23.11		
10	1	49		23.34	23.75	23.18		
10	1	0	64-QAM	22.37	22.47	22.31	13.76	0.0238
10	1	25		22.41	22.27	21.91		
10	1	49		22.51	22.39	22.20		
10	1	0	256-QAM	19.22	19.15	19.30	10.71	0.0118
10	1	25		19.09	19.21	19.31		
10	1	49		19.16	19.31	19.46		
5	1	0	QPSK	24.05	24.18	24.12	15.49	0.0354
5	1	12		24.02	24.20	23.91		
5	1	24		24.12	24.24	24.11		
5	12	0		23.05	23.15	23.14		
5	12	7		23.10	23.11	23.16		
5	12	13		23.09	23.06	23.11		
5	25	0		23.02	23.09	23.07		
5	1	0	16-QAM	23.74	23.30	23.35	15.01	0.0317
5	1	12		23.46	23.27	23.03		
5	1	24		23.33	23.76	23.05		
5	1	0	64-QAM	22.25	22.37	22.25	13.72	0.0236
5	1	12		22.35	22.25	21.90		
5	1	24		22.47	22.25	22.09		
5	1	0	256-QAM	19.09	19.01	19.17	10.59	0.0115
5	1	12		18.97	19.11	19.17		
5	1	24		19.07	19.20	19.34		
Limit	ERP < 3W			Result			Pass	

LTE Band 12 Maximum Average Power [dBm] (GT - LC = -6.6 dB)								
BW [MHz]	RB Size	RB Offset	Mod	Lowest	Middle	Highest	ERP (dBm)	ERP (W)
3	1	0	QPSK	24.00	24.27	24.14	15.52	0.0356
3	1	8		24.11	24.24	24.00		
3	1	14		24.22	24.18	24.16		
3	8	0		23.07	23.08	23.08		
3	8	4		23.05	23.08	23.11		
3	8	7		23.13	23.05	23.07		
3	15	0		23.00	23.04	22.98		
3	1	0	16-QAM	23.80	23.28	23.33	15.05	0.0320
3	1	8		23.42	23.30	22.98		
3	1	14		23.26	23.75	23.14		
3	1	0	64-QAM	22.24	22.44	22.17	13.69	0.0234
3	1	8		22.39	22.19	21.83		
3	1	14		22.37	22.30	22.14		
3	1	0	256-QAM	19.19	19.01	19.18	10.63	0.0116
3	1	8		19.04	19.18	19.25		
3	1	14		19.04	19.19	19.38		
1.4	1	0	QPSK	24.11	24.15	24.15	15.43	0.0349
1.4	1	3		24.04	24.15	24.09		
1.4	1	5		24.08	24.18	24.16		
1.4	3	0		24.01	24.06	24.06		
1.4	3	1		23.98	24.03	24.03		
1.4	3	3		24.01	24.09	24.09		
1.4	6	0		23.02	23.07	23.06		
1.4	1	0	16-QAM	23.29	23.33	23.27	14.63	0.0290
1.4	1	3		23.23	23.27	23.27		
1.4	1	5		23.22	23.38	23.34		
1.4	1	0	64-QAM	22.26	22.34	22.44	13.69	0.0234
1.4	1	3		22.21	22.29	22.33		
1.4	1	5		22.21	22.36	22.38		
1.4	1	0	256-QAM	19.19	19.22	19.28	10.57	0.0114
1.4	1	3		19.17	19.22	19.27		
1.4	1	5		19.17	19.26	19.29		
Limit	ERP < 3W			Result			Pass	

<LTE B13 TX0 ANT0>

LTE Band 13 Maximum Average Power [dBm] (GT - LC = -4.5 dB)								
BW [MHz]	RB Size	RB Offset	Mod	Lowest	Middle	Highest	ERP (dBm)	ERP (W)
10	1	0	QPSK	-	24.60	-	17.95	0.0624
10	1	25		-	24.57	-		
10	1	49		-	24.58	-		
10	25	0		-	23.52	-		
10	25	12		-	23.50	-		
10	25	25		-	23.51	-		
10	50	0		-	23.46	-		
10	1	0	16-QAM	-	23.83	-	17.18	0.0522
10	1	25		-	23.80	-		
10	1	49		-	23.76	-		
10	1	0	64-QAM	-	22.65	-	16.04	0.0402
10	1	25		-	22.65	-		
10	1	49		-	22.69	-		
10	1	0	256-QAM	-	19.63	-	12.98	0.0199
10	1	25		-	19.60	-		
10	1	49		-	19.58	-		
5	1	0	QPSK	24.50	24.52	24.57	17.92	0.0619
5	1	12		24.48	24.54	24.50		
5	1	24		24.49	24.55	24.54		
5	12	0		23.41	23.42	23.46		
5	12	7		23.38	23.39	23.36		
5	12	13		23.41	23.44	23.44		
5	25	0		23.47	23.48	23.48		
5	1	0	16-QAM	23.76	23.76	23.80	17.15	0.0519
5	1	12		23.67	23.73	23.68		
5	1	24		23.65	23.70	23.80		
5	1	0	64-QAM	22.69	22.65	22.68	16.04	0.0402
5	1	12		22.62	22.68	22.62		
5	1	24		22.64	22.65	22.69		
5	1	0	256-QAM	19.59	19.64	19.64	12.99	0.0199
5	1	12		19.48	19.57	19.53		
5	1	24		19.54	19.59	19.57		
Limit	ERP < 3W			Result			Pass	

<LTE B13 TX1 ANT1>

LTE Band 13 Maximum Average Power [dBm] (GT - LC = -6 dB)								
BW [MHz]	RB Size	RB Offset	Mod	Lowest	Middle	Highest	ERP (dBm)	ERP (W)
10	1	0	QPSK	-	24.09	-	15.94	0.0393
10	1	25		-	24.08	-		
10	1	49		-	24.04	-		
10	25	0		-	23.05	-		
10	25	12		-	23.04	-		
10	25	25		-	23.01	-		
10	50	0		-	22.98	-		
10	1	0	16-QAM	-	23.27	-	15.17	0.0329
10	1	25		-	23.25	-		
10	1	49		-	23.32	-		
10	1	0	64-QAM	-	22.11	-	14.02	0.0252
10	1	25		-	22.17	-		
10	1	49		-	22.13	-		
10	1	0	256-QAM	-	19.07	-	11.01	0.0126
10	1	25		-	19.16	-		
10	1	49		-	19.11	-		
5	1	0	QPSK	23.91	24.03	24.06	15.92	0.0391
5	1	12		23.97	24.03	23.99		
5	1	24		24.07	24.03	24.01		
5	12	0		22.85	23.03	22.97		
5	12	7		22.89	22.94	22.88		
5	12	13		22.98	22.94	22.92		
5	25	0		22.97	23.01	22.97		
5	1	0	16-QAM	23.21	23.31	23.28	15.16	0.0328
5	1	12		23.20	23.16	23.20		
5	1	24		23.30	23.26	23.28		
5	1	0	64-QAM	22.11	22.22	22.23	14.08	0.0256
5	1	12		22.16	22.20	22.13		
5	1	24		22.20	22.20	22.16		
5	1	0	256-QAM	19.06	19.01	19.20	11.05	0.0127
5	1	12		19.00	19.08	19.04		
5	1	24		19.07	18.99	19.09		
Limit	ERP < 3W			Result			Pass	

<LTE B17 TX0 ANT0>

LTE Band 17 Maximum Average Power [dBm] (GT - LC = -2.9 dB)								
BW [MHz]	RB Size	RB Offset	Mod	Lowest	Middle	Highest	ERP (dBm)	ERP (W)
10	1	0	QPSK	24.61	24.64	24.63	19.59	0.0910
10	1	25		24.61	24.56	24.50		
10	1	49		24.52	24.60	24.58		
10	25	0		23.55	23.57	23.56		
10	25	12		23.54	23.53	23.52		
10	25	25		23.51	23.50	23.49		
10	50	0		23.50	23.49	23.47		
10	1	0	16-QAM	23.84	23.83	23.84	18.81	0.0760
10	1	25		23.86	23.76	23.66		
10	1	49		23.67	23.83	23.81		
10	1	0	64-QAM	22.70	22.71	22.66	17.66	0.0583
10	1	25		22.71	22.61	22.58		
10	1	49		22.53	22.70	22.67		
10	1	0	256-QAM	19.72	19.72	19.64	14.67	0.0293
10	1	25		19.71	19.62	19.55		
10	1	49		19.65	19.62	19.61		
5	1	0	QPSK	24.57	24.58	24.59	19.54	0.0899
5	1	12		24.51	24.54	24.45		
5	1	24		24.38	24.50	24.44		
5	12	0		23.51	23.43	23.50		
5	12	7		23.46	23.49	23.38		
5	12	13		23.40	23.45	23.37		
5	25	0		23.44	23.47	23.37		
5	1	0	16-QAM	23.74	23.78	23.77	18.73	0.0746
5	1	12		23.72	23.74	23.57		
5	1	24		23.56	23.73	23.77		
5	1	0	64-QAM	22.58	22.68	22.57	17.63	0.0579
5	1	12		22.66	22.59	22.44		
5	1	24		22.51	22.59	22.57		
5	1	0	256-QAM	19.70	19.69	19.54	14.65	0.0292
5	1	12		19.62	19.50	19.49		
5	1	24		19.56	19.50	19.50		
Limit	ERP < 3W			Result			Pass	

<LTE B17 TX1 ANT1>

LTE Band 17 Maximum Average Power [dBm] (GT - LC = -6.6 dB)								
BW [MHz]	RB Size	RB Offset	Mod	Lowest	Middle	Highest	ERP (dBm)	ERP (W)
10	1	0	QPSK	24.36	24.42	24.42	15.67	0.0369
10	1	25		24.21	24.25	24.21		
10	1	49		24.29	24.19	24.21		
10	25	0		23.26	23.29	23.27		
10	25	12		23.25	23.21	23.20		
10	25	25		23.14	23.16	23.17		
10	50	0		23.18	23.18	23.19		
10	1	0	16-QAM	23.50	23.69	23.64	14.94	0.0312
10	1	25		23.42	23.37	23.36		
10	1	49		23.41	23.33	23.33		
10	1	0	64-QAM	22.35	22.32	22.38	13.64	0.0231
10	1	25		22.38	22.29	22.30		
10	1	49		22.39	22.27	22.33		
10	1	0	256-QAM	19.38	19.30	19.39	10.64	0.0116
10	1	25		19.30	19.28	19.34		
10	1	49		19.38	19.33	19.23		
5	1	0	QPSK	24.26	24.40	24.30	15.65	0.0367
5	1	12		24.11	24.15	24.11		
5	1	24		24.20	24.12	24.17		
5	12	0		23.12	23.19	23.23		
5	12	7		23.17	23.07	23.11		
5	12	13		23.00	23.12	23.05		
5	25	0		23.15	23.05	23.13		
5	1	0	16-QAM	23.40	23.56	23.56	14.81	0.0303
5	1	12		23.41	23.34	23.28		
5	1	24		23.36	23.22	23.25		
5	1	0	64-QAM	22.33	22.17	22.36	13.61	0.0230
5	1	12		22.29	22.17	22.20		
5	1	24		22.36	22.19	22.30		
5	1	0	256-QAM	19.25	19.28	19.32	10.57	0.0114
5	1	12		19.26	19.13	19.29		
5	1	24		19.27	19.24	19.12		
Limit	ERP < 3W			Result			Pass	

<LTE B30 TX0 ANT2>

LTE Band 30 Maximum Average Power [dBm] (GT - LC = -1 dB)								
BW [MHz]	RB Size	RB Offset	Mod	Lowest	Middle	Highest	EIRP (dBm)	EIRP (W)
10	1	0	QPSK	-	23.75	-	22.91	0.1954
10	1	25		-	23.83	-		
10	1	49		-	23.91	-		
10	25	0		-	22.84	-		
10	25	12		-	22.79	-		
10	25	25		-	22.70	-		
10	50	0		-	22.69	-		
10	1	0	16-QAM	-	23.15	-	22.26	0.1683
10	1	25		-	23.25	-		
10	1	49		-	23.26	-		
10	1	0	64-QAM	-	21.92	-	20.92	0.1236
10	1	25		-	21.90	-		
10	1	49		-	21.90	-		
10	1	0	256-QAM	-	18.96	-	17.96	0.0625
10	1	25		-	18.87	-		
10	1	49		-	18.85	-		
5	1	0	QPSK	23.71	23.88	23.79	22.88	0.1941
5	1	12		23.81	23.79	23.76		
5	1	24		23.81	23.81	23.80		
5	12	0		22.70	22.82	22.82		
5	12	7		22.68	22.71	22.71		
5	12	13		22.74	22.70	22.71		
5	25	0		22.76	22.81	22.80		
5	1	0	16-QAM	23.12	23.33	23.35	22.35	0.1718
5	1	12		23.08	23.12	23.20		
5	25	0		21.75	21.77	21.79		
5	1	0	64-QAM	21.94	22.09	22.08	21.09	0.1285
5	1	12		21.92	21.96	22.03		
5	25	0		20.82	20.83	20.84		
5	1	0	256-QAM	18.96	19.01	18.94	18.01	0.0632
5	1	12		18.80	18.81	18.82		
5	25	0		18.82	18.79	18.80		
Limit	EIRP < 250mW/5MHz			Result			Pass	

Total EIRP power is less than partial EIRP limit 250 mW/5MHz.

<LTE B30 TX1 ANT0>

LTE Band 30 Maximum Average Power [dBm] (GT - LC = -2.5 dB)								
BW [MHz]	RB Size	RB Offset	Mod	Lowest	Middle	Highest	EIRP (dBm)	EIRP (W)
10	1	0	QPSK	-	23.92	-	21.42	0.1387
10	1	25		-	23.90	-		
10	1	49		-	23.90	-		
10	25	0		-	22.96	-		
10	25	12		-	22.93	-		
10	25	25		-	22.86	-		
10	50	0		-	22.85	-		
10	1	0	16-QAM	-	23.31	-	20.90	0.1230
10	1	25		-	23.40	-		
10	1	49		-	23.40	-		
10	1	0	64-QAM	-	22.06	-	19.62	0.0916
10	1	25		-	22.12	-		
10	1	49		-	22.07	-		
10	1	0	256-QAM	-	19.16	-	16.66	0.0463
10	1	25		-	19.02	-		
10	1	49		-	18.95	-		
5	1	0	QPSK	23.83	24.03	23.97	21.53	0.1422
5	1	12		23.91	23.90	23.90		
5	1	24		23.92	23.93	23.91		
5	12	0		22.87	22.95	22.93		
5	12	7		22.84	22.83	22.83		
5	12	13		22.85	22.83	22.83		
5	25	0		22.89	22.94	22.91		
5	1	0	16-QAM	23.12	23.52	23.54	21.04	0.1271
5	1	12		23.22	23.29	23.37		
5	25	0		21.90	21.90	21.92		
5	1	0	64-QAM	22.02	22.31	22.23	19.81	0.0957
5	1	12		22.15	22.14	22.23		
5	25	0		20.96	20.97	20.96		
5	1	0	256-QAM	19.02	19.11	19.01	16.61	0.0458
5	1	12		18.95	19.02	18.90		
5	25	0		18.93	18.92	18.93		
Limit	EIRP < 250mW/5MHz			Result			Pass	

Total EIRP power is less than partial EIRP limit 250 mW/5MHz.

<LTE B38 TX0 ANT2>

LTE Band 38 PC2 Maximum Average Power [dBm] (GT - LC = -0.9 dB)								
BW [MHz]	RB Size	RB Offset	Mod	Lowest	Middle	Highest	EIRP (dBm)	EIRP (W)
20	1	0	QPSK	26.03	25.94	26.04	25.14	0.3266
20	1	49		25.90	25.87	25.93		
20	1	99		25.95	25.86	26.02		
20	50	0		25.05	24.99	25.04		
20	50	24		24.93	24.89	24.96		
20	50	50		24.96	24.91	24.99		
20	100	0		24.98	24.93	25.02		
20	1	0	16-QAM	25.30	25.24	25.36	24.46	0.2793
20	1	49		25.16	25.13	25.21		
20	1	99		25.25	25.13	25.33		
20	1	0	64-QAM	24.07	24.02	24.13	23.23	0.2104
20	1	49		23.96	23.92	23.99		
20	1	99		24.04	23.91	24.11		
20	1	0	256-QAM	21.07	21.05	21.15	20.25	0.1059
20	1	49		20.98	21.00	21.04		
20	1	99		21.03	20.92	21.07		
15	1	0	QPSK	26.06	26.02	26.09	25.19	0.3304
15	1	37		25.98	25.93	26.02		
15	1	74		25.95	25.92	26.09		
15	36	0		25.01	24.95	24.99		
15	36	20		24.89	24.84	24.91		
15	36	39		24.92	24.87	24.99		
15	75	0		24.95	24.89	24.97		
15	1	0	16-QAM	25.36	25.34	25.39	24.52	0.2831
15	1	37		25.22	25.21	25.28		
15	1	74		25.24	25.24	25.42		
15	1	0	64-QAM	24.02	24.03	24.07	23.20	0.2089
15	1	37		23.94	23.91	23.97		
15	1	74		23.89	23.93	24.10		
15	1	0	256-QAM	21.07	21.10	21.10	20.20	0.1047
15	1	37		20.97	20.99	21.06		
15	1	74		20.98	20.96	21.05		
Limit	EIRP < 2W			Result			Pass	

LTE Band 38 PC2 Maximum Average Power [dBm] (GT - LC = -0.9 dB)								
BW [MHz]	RB Size	RB Offset	Mod	Lowest	Middle	Highest	EIRP (dBm)	EIRP (W)
10	1	0	QPSK	25.99	25.97	25.99	25.14	0.3266
10	1	25		25.94	25.91	25.97		
10	1	49		25.90	25.89	26.04		
10	25	0		25.01	24.96	25.02		
10	25	12		24.95	24.90	24.97		
10	25	25		24.94	24.92	25.04		
10	50	0		24.96	24.90	24.98		
10	1	0	16-QAM	25.34	25.31	25.36	24.50	0.2818
10	1	25		25.17	25.17	25.21		
10	1	49		25.23	25.24	25.40		
10	1	0	64-QAM	24.01	23.99	24.02	23.18	0.2080
10	1	25		23.91	23.87	23.93		
10	1	49		23.92	23.91	24.08		
10	1	0	256-QAM	21.01	21.01	21.02	20.22	0.1052
10	1	25		20.97	20.95	21.06		
10	1	49		20.95	20.91	21.00		
5	1	0	QPSK	25.98	25.94	25.96	25.14	0.3266
5	1	12		25.91	25.87	25.99		
5	1	24		25.94	25.90	26.04		
5	12	0		24.97	24.89	25.00		
5	12	7		24.88	24.80	24.93		
5	12	13		24.93	24.85	25.02		
5	25	0		25.00	24.89	25.07		
5	1	0	16-QAM	25.27	25.24	25.26	24.48	0.2805
5	1	12		25.11	25.06	25.18		
5	1	24		25.21	25.21	25.38		
5	1	0	64-QAM	24.00	23.97	24.03	23.19	0.2084
5	1	12		23.97	23.94	24.08		
5	1	24		23.95	23.92	24.09		
5	1	0	256-QAM	21.01	21.01	21.10	20.29	0.1069
5	1	12		20.94	20.93	21.03		
5	1	24		21.00	20.96	21.04		
Limit	EIRP < 2W			Result			Pass	

LTE Band 38C-PC3_CA Maximum Average Power [dBm] (GT - LC = -0.9 dB)										
BW [MHz]	PCC		SCC		Mod	Lowest	Middle	Highest	EIRP (dBm)	EIRP (W)
	RB Size	RB Offset	RB Size	RB Offset						
20+20	100	0	100	0	QPSK	22.28	22.20	22.26	23.14	0.2061
20+20	1	0	1	99		24.04	23.95	23.92		
20+20	1	99	1	0		15.77	15.74	15.69		
20+20	1	0	0	0		24.18	24.22	24.18		
20+20	100	0	100	0	16-QAM	21.27	21.22	21.31	22.26	0.1683
20+20	1	0	1	99		23.16	23.08	23.05		
20+20	1	99	1	0		15.77	15.70	15.80		
20+20	1	0	0	0		23.32	23.39	23.35		
20+20	100	0	100	0	64-QAM	21.27	21.22	21.26	20.37	0.1089
20+20	1	0	1	99		15.36	15.43	15.36		
20+20	1	99	1	0		20.91	20.97	20.90		
20+20	100	0	100	0	256-QAM	19.27	19.27	19.27	18.37	0.0687
20+20	1	0	1	99		15.52	15.60	15.58		
20+20	1	99	1	0		19.14	19.23	19.13		
15+15	75	0	75	0	QPSK	22.38	22.32	22.35	23.11	0.2046
15+15	1	0	1	74		24.01	23.91	24.01		
15+15	1	74	1	0		15.87	15.86	15.83		
15+15	1	0	0	0		24.39	24.32	24.29		
15+15	75	0	75	0	16-QAM	21.41	21.35	21.34	22.27	0.1687
15+15	1	0	1	74		23.17	23.06	23.14		
15+15	1	74	1	0		15.83	15.85	15.83		
15+15	1	0	0	0		23.48	23.47	23.44		
15+15	75	0	75	0	64-QAM	21.47	21.38	21.30	20.57	0.1140
15+15	1	0	1	74		15.56	15.56	15.50		
15+15	1	74	1	0		21.14	21.06	20.91		
15+15	75	0	75	0	256-QAM	19.43	19.38	19.37	18.53	0.0713
15+15	1	0	1	74		15.70	15.76	15.59		
15+15	1	74	1	0		19.36	19.29	19.19		
Limit	EIRP < 2W					Result			Pass	

<LTE B38 TX1 ANT0>

LTE Band 38 PC2 Maximum Average Power [dBm] (GT - LC = -1.8 dB)								
BW [MHz]	RB Size	RB Offset	Mod	Lowest	Middle	Highest	EIRP (dBm)	EIRP (W)
20	1	0	QPSK	26.19	26.13	26.16	24.39	0.2748
20	1	49		26.05	26.09	26.05		
20	1	99		26.11	26.08	26.14		
20	50	0		25.21	25.20	25.15		
20	50	24		25.11	25.12	25.09		
20	50	50		25.15	25.12	25.12		
20	100	0		25.16	25.14	25.15		
20	1	0	16-QAM	25.45	25.45	25.47	23.67	0.2328
20	1	49		25.34	25.38	25.32		
20	1	99		25.43	25.36	25.45		
20	1	0	64-QAM	24.25	24.23	24.25	22.45	0.1758
20	1	49		24.12	24.16	24.12		
20	1	99		24.21	24.14	24.23		
20	1	0	256-QAM	21.26	21.25	21.27	19.49	0.0889
20	1	49		21.17	21.19	21.15		
20	1	99		21.23	21.15	21.18		
15	1	0	QPSK	26.17	26.17	26.12	24.37	0.2735
15	1	37		26.08	26.08	26.06		
15	1	74		26.05	26.06	26.13		
15	36	0		25.11	25.08	25.03		
15	36	20		25.02	24.99	24.95		
15	36	39		25.04	25.02	25.05		
15	75	0		25.06	25.02	25.03		
15	1	0	16-QAM	25.45	25.49	25.42	23.69	0.2339
15	1	37		25.34	25.36	25.34		
15	1	74		25.36	25.40	25.48		
15	1	0	64-QAM	24.13	24.16	24.11	22.36	0.1722
15	1	37		24.06	24.06	24.01		
15	1	74		24.02	24.07	24.15		
15	1	0	256-QAM	21.19	21.20	21.14	19.40	0.0871
15	1	37		21.10	21.13	21.10		
15	1	74		21.10	21.09	21.10		
Limit	EIRP < 2W			Result			Pass	

LTE Band 38 PC2 Maximum Average Power [dBm] (GT - LC = -1.8 dB)								
BW [MHz]	RB Size	RB Offset	Mod	Lowest	Middle	Highest	EIRP (dBm)	EIRP (W)
10	1	0	QPSK	26.10	26.10	26.05	24.30	0.2692
10	1	25		26.06	26.06	26.02		
10	1	49		26.02	26.04	26.10		
10	25	0		25.14	25.09	25.06		
10	25	12		25.04	25.05	25.01		
10	25	25		25.08	25.06	25.12		
10	50	0		25.08	25.07	25.05		
10	1	0	16-QAM	25.45	25.48	25.39	23.68	0.2333
10	1	25		25.29	25.31	25.27		
10	1	49		25.37	25.40	25.46		
10	1	0	64-QAM	24.15	24.14	24.09	22.35	0.1718
10	1	25		24.01	24.06	23.98		
10	1	49		24.04	24.08	24.12		
10	1	0	256-QAM	21.14	21.15	21.09	19.39	0.0869
10	1	25		21.08	21.09	21.10		
10	1	49		21.06	21.07	21.05		
5	1	0	QPSK	26.10	26.07	26.05	24.31	0.2698
5	1	12		26.03	26.00	26.04		
5	1	24		26.08	26.07	26.11		
5	12	0		25.11	25.04	25.09		
5	12	7		25.01	24.97	25.03		
5	12	13		25.04	25.00	25.08		
5	25	0		25.13	25.07	25.14		
5	1	0	16-QAM	25.40	25.42	25.33	23.62	0.2301
5	1	12		25.23	25.22	25.24		
5	1	24		25.33	25.36	25.41		
5	1	0	64-QAM	24.15	24.14	24.08	22.35	0.1718
5	1	12		24.11	24.11	24.12		
5	1	24		24.08	24.11	24.14		
5	1	0	256-QAM	21.14	21.15	21.15	19.45	0.0881
5	1	12		21.08	21.07	21.07		
5	1	24		21.11	21.10	21.09		
Limit	EIRP < 2W			Result			Pass	

LTE Band 38C-PC3_CA Maximum Average Power [dBm] (GT - LC = -1.8 dB)										
BW [MHz]	PCC		SCC		Mod	Lowest	Middle	Highest	EIRP (dBm)	EIRP (W)
	RB Size	RB Offset	RB Size	RB Offset						
20+20	100	0	100	0	QPSK	22.41	22.41	22.51	22.12	0.1629
20+20	1	0	1	99		23.92	23.83	23.80		
20+20	1	99	1	0		15.91	15.94	15.91		
20+20	1	0	0	0		24.35	24.36	24.37		
20+20	100	0	100	0	16-QAM	21.45	21.47	21.49	21.27	0.1340
20+20	1	0	1	99		23.07	22.99	22.96		
20+20	1	99	1	0		15.87	15.93	15.89		
20+20	1	0	0	0		23.58	23.56	23.52		
20+20	100	0	100	0	64-QAM	21.45	21.46	21.49	19.69	0.0931
20+20	1	0	1	99		15.57	15.63	15.59		
20+20	1	99	1	0		21.16	21.13	21.07		
20+20	100	0	100	0	256-QAM	19.46	19.45	19.47	17.67	0.0585
20+20	1	0	1	99		15.79	15.81	15.77		
20+20	1	99	1	0		19.39	19.34	19.31		
15+15	75	0	75	0	QPSK	22.42	22.43	22.50	22.11	0.1626
15+15	1	0	1	74		23.91	23.81	23.88		
15+15	1	74	1	0		15.96	16.00	15.95		
15+15	1	0	0	0		24.41	24.40	24.47		
15+15	75	0	75	0	16-QAM	21.44	21.47	21.46	21.28	0.1343
15+15	1	0	1	74		23.08	22.97	23.06		
15+15	1	74	1	0		15.89	15.94	15.95		
15+15	1	0	0	0		23.53	23.52	23.62		
15+15	75	0	75	0	64-QAM	21.45	21.47	21.51	19.71	0.0935
15+15	1	0	1	74		15.61	15.64	15.68		
15+15	1	74	1	0		21.18	21.09	21.24		
15+15	75	0	75	0	256-QAM	19.50	19.51	19.52	17.72	0.0592
15+15	1	0	1	74		15.80	15.86	15.82		
15+15	1	74	1	0		19.39	19.34	19.43		
Limit	EIRP < 2W					Result			Pass	

<LTE B41 TX0 ANT2>

LTE Band 41 PC2 Maximum Average Power [dBm] (GT - LC = -0.2 dB)								
BW [MHz]	RB Size	RB Offset	Mod	Lowest	Middle	Highest	EIRP (dBm)	EIRP (W)
20	1	0	QPSK	25.76	25.99	25.90	25.79	0.3793
20	1	49		25.71	25.92	25.85		
20	1	99		25.83	25.89	25.84		
20	50	0		24.79	24.96	24.88		
20	50	24		24.74	24.87	24.83		
20	50	50		24.82	24.92	24.82		
20	100	0		24.77	24.90	24.83		
20	1	0	16-QAM	25.00	25.24	25.15	25.04	0.3192
20	1	49		24.95	25.14	25.00		
20	1	99		25.03	25.13	25.04		
20	1	0	64-QAM	23.82	24.03	23.99	23.83	0.2415
20	1	49		23.74	23.92	23.85		
20	1	99		23.84	23.93	23.86		
20	1	0	256-QAM	20.85	21.09	20.94	20.89	0.1227
20	1	49		20.90	21.05	20.83		
20	1	99		20.93	20.95	20.80		
15	1	0	QPSK	25.84	26.00	25.97	25.80	0.3802
15	1	37		25.79	26.00	25.92		
15	1	74		25.81	25.96	25.92		
15	36	0		24.73	24.91	24.81		
15	36	20		24.71	24.83	24.74		
15	36	39		24.75	24.86	24.77		
15	75	0		24.74	24.90	24.79		
15	1	0	16-QAM	25.05	25.31	25.12	25.11	0.3243
15	1	37		25.02	25.19	24.99		
15	1	74		25.14	25.19	25.05		
15	1	0	64-QAM	23.77	23.96	23.90	23.76	0.2377
15	1	37		23.74	23.91	23.79		
15	1	74		23.78	23.91	23.84		
15	1	0	256-QAM	20.85	21.05	20.91	20.85	0.1216
15	1	37		20.85	21.04	20.80		
15	1	74		20.94	21.00	20.83		
Limit	EIRP < 2W			Result			Pass	

LTE Band 41 PC2 Maximum Average Power [dBm] (GT - LC = -0.2 dB)								
BW [MHz]	RB Size	RB Offset	Mod	Lowest	Middle	Highest	EIRP (dBm)	EIRP (W)
10	1	0	QPSK	25.80	25.95	25.91	25.76	0.3767
10	1	25		25.78	25.96	25.82		
10	1	49		25.76	25.93	25.84		
10	25	0		24.77	24.91	24.83		
10	25	12		24.74	24.88	24.80		
10	25	25		24.78	24.91	24.80		
10	50	0		24.74	24.87	24.80		
10	1	0	16-QAM	25.04	25.26	25.08	25.06	0.3206
10	1	25		24.98	25.15	24.94		
10	1	49		25.10	25.19	25.01		
10	1	0	64-QAM	23.75	23.91	23.87	23.71	0.2350
10	1	25		23.72	23.86	23.73		
10	1	49		23.76	23.88	23.81		
10	1	0	256-QAM	20.82	21.01	20.83	20.81	0.1205
10	1	25		20.81	21.00	20.74		
10	1	49		20.90	20.97	20.77		
5	1	0	QPSK	25.81	25.98	25.85	25.78	0.3784
5	1	12		25.74	25.93	25.85		
5	1	24		25.80	25.95	25.87		
5	12	0		24.75	24.91	24.81		
5	12	7		24.66	24.81	24.71		
5	12	13		24.69	24.85	24.76		
5	25	0		24.75	24.91	24.84		
5	1	0	16-QAM	25.03	25.24	24.97	25.04	0.3192
5	1	12		24.90	25.09	24.91		
5	1	24		25.05	25.17	25.01		
5	1	0	64-QAM	23.79	23.96	23.84	23.76	0.2377
5	1	12		23.72	23.95	23.78		
5	1	24		23.80	23.91	23.82		
5	1	0	256-QAM	20.87	21.06	20.79	20.86	0.1219
5	1	12		20.80	20.98	20.75		
5	1	24		20.85	21.02	20.81		
Limit	EIRP < 2W			Result			Pass	

LTE Band 41C-PC3_CA Maximum Average Power [dBm] (GT - LC = -0.2 dB)										
BW [MHz]	PCC		SCC		Mod	Lowest	Middle	Highest	EIRP (dBm)	EIRP (W)
	RB Size	RB Offset	RB Size	RB Offset						
20+20	100	0	100	0	QPSK	22.01	21.85	21.62	23.95	0.2483
20+20	1	0	1	99		24.15	24.10	23.76		
20+20	1	99	1	0		15.51	15.43	15.09		
20+20	1	0	0	0		23.89	23.89	23.88		
20+20	100	0	100	0	16-QAM	21.09	20.98	20.69	23.09	0.2037
20+20	1	0	1	99		23.29	23.24	22.91		
20+20	1	99	1	0		15.47	15.40	15.07		
20+20	1	0	0	0		22.91	23.11	23.11		
20+20	100	0	100	0	64-QAM	21.09	20.96	20.68	20.89	0.1227
20+20	1	0	1	99		15.19	15.08	15.17		
20+20	1	99	1	0		20.74	20.67	20.72		
20+20	100	0	100	0	256-QAM	19.10	18.98	18.72	18.90	0.0776
20+20	1	0	1	99		15.36	15.29	15.32		
20+20	1	99	1	0		18.95	18.94	18.93		
20+15	100	0	75	0	QPSK	22.06	22.00	21.76	23.96	0.2489
20+15	1	0	1	74		24.16	24.11	23.82		
20+15	1	99	1	0		15.61	15.53	15.15		
20+15	1	0	0	0		24.01	23.95	23.58		
20+15	100	0	75	0	16-QAM	21.17	21.08	20.72	23.10	0.2042
20+15	1	0	1	74		23.30	23.25	22.93		
20+15	1	99	1	0		15.64	15.70	15.27		
20+15	1	0	0	0		23.18	23.09	22.68		
20+15	100	0	75	0	64-QAM	21.20	21.04	20.77	21.00	0.1259
20+15	1	0	1	74		15.27	15.21	14.78		
20+15	1	99	1	0		20.85	20.73	20.35		
20+15	100	0	75	0	256-QAM	19.17	19.08	18.74	18.97	0.0789
20+15	1	0	1	74		15.46	15.43	15.03		
20+15	1	99	1	0		19.08	18.98	18.56		
15+20	75	0	100	0	QPSK	22.16	22.10	21.84	23.93	0.2472
15+20	1	0	1	99		24.13	24.08	23.79		
15+20	1	74	1	0		15.68	15.56	15.27		
15+20	1	0	0	0		24.11	24.05	23.81		
15+20	75	0	100	0	16-QAM	21.24	21.13	20.88	23.08	0.2032
15+20	1	0	1	99		23.28	23.19	22.94		
15+20	1	74	1	0		15.75	15.73	15.25		
15+20	1	0	0	0		23.20	23.19	22.91		
15+20	75	0	100	0	64-QAM	21.26	21.11	20.90	21.06	0.1276
15+20	1	0	1	99		15.33	15.25	14.96		
15+20	1	74	1	0		20.89	20.86	20.49		
15+20	75	0	100	0	256-QAM	19.23	19.18	18.88	19.03	0.0800
15+20	1	0	1	99		15.49	15.44	15.18		
15+20	1	74	1	0		19.14	19.09	18.71		
Limit	EIRP < 2W					Result			Pass	

LTE Band 41C-PC3_CA Maximum Average Power [dBm] (GT - LC = -0.2 dB)										
BW [MHz]	PCC		SCC		Mod	Lowest	Middle	Highest	EIRP (dBm)	EIRP (W)
	RB Size	RB Offset	RB Size	RB Offset						
20+10	100	0	50	0	QPSK	22.30	22.18	22.01	22.10	0.1622
20+10	1	0	1	49		22.20	22.10	21.90		
20+10	1	99	1	0		13.85	13.82	13.48		
20+10	1	0	0	0		22.20	22.19	21.95		
20+10	100	0	50	0	16-QAM	21.41	21.33	21.05	21.21	0.1321
20+10	1	0	1	49		21.38	21.30	21.03		
20+10	1	99	1	0		13.84	13.82	13.52		
20+10	1	0	0	0		21.43	21.45	21.14		
20+10	100	0	50	0	64-QAM	21.41	21.36	21.07	21.21	0.1321
20+10	1	0	1	49		13.51	13.52	13.17		
20+10	1	99	1	0		19.03	19.08	18.72		
20+10	100	0	50	0	256-QAM	19.41	19.38	19.07	19.21	0.0834
20+10	1	0	1	49		13.64	13.68	13.41		
20+10	1	99	1	0		17.27	17.23	16.92		
10+20	50	0	100	0	QPSK	22.41	22.22	22.04	22.21	0.1663
10+20	1	0	1	99		22.17	22.08	21.83		
10+20	1	49	1	0		13.85	13.77	13.55		
10+20	1	0	0	0		22.23	22.21	22.01		
10+20	50	0	100	0	16-QAM	21.49	21.39	21.12	21.29	0.1346
10+20	1	0	1	99		21.38	21.28	20.97		
10+20	1	49	1	0		13.80	13.78	13.51		
10+20	1	0	0	0		21.42	21.51	21.08		
10+20	50	0	100	0	64-QAM	21.48	21.37	21.13	21.28	0.1343
10+20	1	0	1	99		13.53	13.48	13.20		
10+20	1	49	1	0		19.09	19.08	18.74		
10+20	50	0	100	0	256-QAM	19.50	19.39	19.22	19.30	0.0851
10+20	1	0	1	99		13.69	13.67	13.39		
10+20	1	49	1	0		17.25	17.27	16.93		
20+5	100	0	25	0	QPSK	22.35	22.31	22.07	22.15	0.1641
20+5	1	0	1	24		22.20	22.11	21.93		
20+5	1	99	1	0		13.84	13.82	13.51		
20+5	1	0	0	0		22.30	22.28	21.98		
20+5	100	0	25	0	16-QAM	21.43	21.49	21.10	21.29	0.1346
20+5	1	0	1	24		21.37	21.30	21.08		
20+5	1	99	1	0		13.91	13.97	13.45		
20+5	1	0	0	0		21.56	21.57	21.07		
20+5	100	0	25	0	64-QAM	21.42	21.46	21.06	21.26	0.1337
20+5	1	0	1	24		13.58	13.57	13.19		
20+5	1	99	1	0		19.07	19.07	18.67		
20+5	100	0	25	0	256-QAM	19.46	19.45	19.06	19.26	0.0843
20+5	1	0	1	24		13.71	13.77	13.37		
20+5	1	99	1	0		17.31	17.25	16.90		
Limit	EIRP < 2W					Result			Pass	

LTE Band 41C-PC3_CA Maximum Average Power [dBm] (GT - LC = -0.2 dB)										
BW [MHz]	PCC		SCC		Mod	Lowest	Middle	Highest	EIRP (dBm)	EIRP (W)
	RB Size	RB Offset	RB Size	RB Offset						
5+20	25	0	100	0	QPSK	22.42	22.34	22.12	22.22	0.1667
5+20	1	0	1	99		22.20	22.05	21.84		
5+20	1	24	1	0		13.84	13.80	13.54		
5+20	1	0	0	0		22.37	22.28	22.02		
5+20	25	0	100	0	16-QAM	21.48	21.44	21.19	21.28	0.1343
5+20	1	0	1	99		21.37	21.24	21.01		
5+20	1	24	1	0		14.03	13.97	13.45		
5+20	1	0	0	0		21.58	21.56	21.20		
5+20	25	0	100	0	64-QAM	21.46	21.40	21.15	21.26	0.1337
5+20	1	0	1	99		13.51	13.49	13.13		
5+20	1	24	1	0		19.13	19.06	18.74		
5+20	25	0	100	0	256-QAM	19.52	19.43	19.18	19.32	0.0855
5+20	1	0	1	99		13.76	13.68	13.34		
5+20	1	24	1	0		17.33	17.26	16.95		
15+10	75	0	50	0	QPSK	22.45	22.30	22.09	22.25	0.1679
15+10	1	0	1	49		22.18	22.09	21.91		
15+10	1	74	1	0		13.89	13.83	13.53		
15+10	1	0	0	0		22.35	22.32	22.04		
15+10	75	0	50	0	16-QAM	21.47	21.40	21.08	21.27	0.1340
15+10	1	0	1	49		21.38	21.29	21.06		
15+10	1	74	1	0		14.08	14.05	13.67		
15+10	1	0	0	0		21.59	21.57	21.05		
15+10	75	0	50	0	64-QAM	21.49	21.40	21.11	21.29	0.1346
15+10	1	0	1	49		13.58	13.52	13.22		
15+10	1	74	1	0		19.11	19.07	18.72		
15+10	75	0	50	0	256-QAM	19.51	19.43	19.13	19.31	0.0853
15+10	1	0	1	49		13.75	13.70	13.42		
15+10	1	74	1	0		17.28	17.28	16.92		
10+15	50	0	75	0	QPSK	22.49	22.29	22.15	22.29	0.1694
10+15	1	0	1	74		22.21	22.09	21.93		
10+15	1	49	1	0		13.90	13.85	13.51		
10+15	1	0	0	0		22.37	22.33	22.07		
10+15	50	0	75	0	16-QAM	21.50	21.40	21.12	21.30	0.1349
10+15	1	0	1	74		21.42	21.30	21.07		
10+15	1	49	1	0		14.05	14.02	13.46		
10+15	1	0	0	0		21.64	21.43	21.08		
10+15	50	0	75	0	64-QAM	21.56	21.43	21.13	21.36	0.1368
10+15	1	0	1	74		13.59	13.54	13.19		
10+15	1	49	1	0		19.11	19.07	18.71		
10+15	50	0	75	0	256-QAM	19.57	19.45	19.14	19.37	0.0865
10+15	1	0	1	74		13.74	13.77	13.37		
10+15	1	49	1	0		17.33	17.26	16.89		
Limit	EIRP < 2W					Result			Pass	

LTE Band 41C-PC3_CA Maximum Average Power [dBm] (GT - LC = -0.2 dB)										
BW [MHz]	PCC		SCC		Mod	Lowest	Middle	Highest	EIRP (dBm)	EIRP (W)
	RB Size	RB Offset	RB Size	RB Offset						
15+15	75	0	75	0	QPSK	22.36	22.26	22.01	22.16	0.1644
15+15	1	0	1	74		22.18	22.08	21.86		
15+15	1	74	1	0		13.85	13.82	13.49		
15+15	1	0	0	0		22.24	22.22	21.94		
15+15	75	0	75	0	16-QAM	21.40	21.32	21.01	21.20	0.1318
15+15	1	0	1	74		21.37	21.29	21.03		
15+15	1	74	1	0		13.76	13.79	13.46		
15+15	1	0	0	0		21.44	21.41	21.17		
15+15	75	0	75	0	64-QAM	21.41	21.35	21.03	21.21	0.1321
15+15	1	0	1	74		13.54	13.50	13.15		
15+15	1	74	1	0		19.04	19.00	18.66		
15+15	75	0	75	0	256-QAM	19.43	19.33	19.01	19.23	0.0838
15+15	1	0	1	74		13.71	13.64	13.36		
15+15	1	74	1	0		17.23	17.19	16.73		
Limit	EIRP < 2W					Result			Pass	

<LTE B41 TX1 ANT0>

LTE Band 41 PC2 Maximum Average Power [dBm] (GT - LC = -1.8 dB)								
BW [MHz]	RB Size	RB Offset	Mod	Lowest	Middle	Highest	EIRP (dBm)	EIRP (W)
20	1	0	QPSK	25.88	26.19	26.13	24.39	0.2748
20	1	49		25.81	26.13	26.09		
20	1	99		25.90	26.13	26.10		
20	50	0		24.90	25.15	25.11		
20	50	24		24.86	25.10	25.06		
20	50	50		24.92	25.14	25.06		
20	100	0		24.88	25.13	25.09		
20	1	0	16-QAM	25.14	25.46	25.37	23.66	0.2323
20	1	49		25.06	25.36	25.22		
20	1	99		25.13	25.35	25.27		
20	1	0	64-QAM	23.95	24.22	24.20	22.42	0.1746
20	1	49		23.85	24.15	24.11		
20	1	99		23.95	24.16	24.12		
20	1	0	256-QAM	20.97	21.32	21.16	19.52	0.0895
20	1	49		20.98	21.23	21.09		
20	1	99		21.03	21.19	21.07		
15	1	0	QPSK	25.88	26.13	26.10	24.36	0.2729
15	1	37		25.83	26.16	26.07		
15	1	74		25.85	26.12	26.06		
15	36	0		24.80	25.05	24.97		
15	36	20		24.75	25.01	24.93		
15	36	39		24.78	25.02	24.93		
15	75	0		24.78	25.05	24.93		
15	1	0	16-QAM	25.13	25.45	25.28	23.65	0.2317
15	1	37		25.07	25.34	25.16		
15	1	74		25.19	25.37	25.26		
15	1	0	64-QAM	23.83	24.09	24.06	22.29	0.1694
15	1	37		23.78	24.05	23.96		
15	1	74		23.83	24.04	24.04		
15	1	0	256-QAM	20.91	21.19	21.06	19.39	0.0869
15	1	37		20.91	21.15	20.95		
15	1	74		21.00	21.15	20.98		
Limit	EIRP < 2W			Result			Pass	

LTE Band 41 PC2 Maximum Average Power [dBm] (GT - LC = -1.8 dB)								
BW [MHz]	RB Size	RB Offset	Mod	Lowest	Middle	Highest	EIRP (dBm)	EIRP (W)
10	1	0	QPSK	25.83	26.09	26.04	24.30	0.2692
10	1	25		25.79	26.10	25.99		
10	1	49		25.78	26.07	26.01		
10	25	0		24.82	25.06	25.00		
10	25	12		24.75	25.05	24.96		
10	25	25		24.79	25.06	24.95		
10	50	0		24.77	25.02	24.96		
10	1	0	16-QAM	25.11	25.39	25.24	23.59	0.2286
10	1	25		25.00	25.33	25.09		
10	1	49		25.11	25.39	25.21		
10	1	0	64-QAM	23.79	24.07	24.04	22.27	0.1687
10	1	25		23.76	24.01	23.91		
10	1	49		23.79	24.05	23.98		
10	1	0	256-QAM	20.88	21.14	20.97	19.34	0.0859
10	1	25		20.86	21.14	20.92		
10	1	49		20.92	21.11	20.95		
5	1	0	QPSK	25.84	26.13	26.01	24.33	0.2710
5	1	12		25.79	26.06	26.01		
5	1	24		25.84	26.08	26.03		
5	12	0		24.81	25.05	24.99		
5	12	7		24.71	24.97	24.87		
5	12	13		24.76	25.00	24.91		
5	25	0		24.82	25.05	24.99		
5	1	0	16-QAM	25.09	25.40	25.18	23.60	0.2291
5	1	12		24.93	25.25	25.08		
5	1	24		25.11	25.33	25.15		
5	1	0	64-QAM	23.87	24.10	24.01	22.31	0.1702
5	1	12		23.81	24.11	23.97		
5	1	24		23.82	24.07	24.01		
5	1	0	256-QAM	20.92	21.21	20.95	19.41	0.0873
5	1	12		20.85	21.13	20.93		
5	1	24		20.89	21.17	20.96		
Limit	EIRP < 2W			Result			Pass	

LTE Band 41C-PC3_CA Maximum Average Power [dBm] (GT - LC = -1.8 dB)										
BW [MHz]	PCC		SCC		Mod	Lowest	Middle	Highest	EIRP (dBm)	EIRP (W)
	RB Size	RB Offset	RB Size	RB Offset						
20+20	100	0	100	0	QPSK	21.91	22.53	22.43	22.29	0.1694
20+20	1	0	1	99		24.09	24.01	23.77		
20+20	1	99	1	0		15.45	16.06	15.85		
20+20	1	0	0	0		23.87	24.50	24.41		
20+20	100	0	100	0	16-QAM	21.01	21.62	21.47	21.43	0.1390
20+20	1	0	1	99		23.23	23.15	22.89		
20+20	1	99	1	0		15.43	16.03	15.83		
20+20	1	0	0	0		23.06	23.70	23.48		
20+20	100	0	100	0	64-QAM	20.99	21.60	21.49	19.80	0.0955
20+20	1	0	1	99		15.09	15.75	15.54		
20+20	1	99	1	0		20.68	21.34	21.17		
20+20	100	0	100	0	256-QAM	19.02	19.63	19.51	17.83	0.0607
20+20	1	0	1	99		15.29	15.96	15.73		
20+20	1	99	1	0		18.89	19.56	19.38		
20+15	100	0	75	0	QPSK	22.12	22.53	22.48	22.30	0.1698
20+15	1	0	1	74		24.10	23.98	23.82		
20+15	1	99	1	0		15.71	16.14	15.93		
20+15	1	0	0	0		24.06	24.51	24.45		
20+15	100	0	75	0	16-QAM	21.20	21.66	21.52	21.44	0.1393
20+15	1	0	1	74		23.24	23.16	22.94		
20+15	1	99	1	0		15.76	16.10	15.93		
20+15	1	0	0	0		23.23	23.72	23.59		
20+15	100	0	75	0	64-QAM	21.22	21.64	21.52	19.84	0.0964
20+15	1	0	1	74		15.37	15.78	15.63		
20+15	1	99	1	0		20.83	21.33	21.21		
20+15	100	0	75	0	256-QAM	19.22	19.64	19.55	17.84	0.0608
20+15	1	0	1	74		15.52	15.95	15.79		
20+15	1	99	1	0		18.91	19.56	19.40		
15+20	75	0	100	0	QPSK	22.05	22.29	21.84	22.27	0.1687
15+20	1	0	1	99		24.07	23.97	23.73		
15+20	1	74	1	0		15.51	16.03	15.36		
15+20	1	0	0	0		24.18	24.47	23.93		
15+20	75	0	100	0	16-QAM	21.14	21.58	20.84	21.42	0.1387
15+20	1	0	1	99		23.22	23.16	22.91		
15+20	1	74	1	0		15.63	16.03	15.50		
15+20	1	0	0	0		23.33	23.67	23.56		
15+20	75	0	100	0	64-QAM	21.07	21.60	20.88	19.80	0.0955
15+20	1	0	1	99		15.50	15.73	15.12		
15+20	1	74	1	0		20.94	21.25	21.11		
15+20	75	0	100	0	256-QAM	19.07	19.58	18.97	17.78	0.0600
15+20	1	0	1	99		15.63	15.92	15.24		
15+20	1	74	1	0		19.09	19.51	19.33		
Limit	EIRP < 2W					Result			Pass	

LTE Band 41C-PC3_CA Maximum Average Power [dBm] (GT - LC = -1.8 dB)										
BW [MHz]	PCC		SCC		Mod	Lowest	Middle	Highest	EIRP (dBm)	EIRP (W)
	RB Size	RB Offset	RB Size	RB Offset						
20+10	100	0	50	0	QPSK	22.04	22.32	22.29	20.52	0.1127
20+10	1	0	1	49		22.16	22.00	21.89		
20+10	1	99	1	0		13.67	13.85	13.77		
20+10	1	0	0	0		21.90	22.31	22.22		
20+10	100	0	50	0	16-QAM	21.14	21.44	21.37	19.64	0.0920
20+10	1	0	1	49		21.32	21.17	20.99		
20+10	1	99	1	0		13.60	13.91	13.83		
20+10	1	0	0	0		21.10	21.57	21.37		
20+10	100	0	50	0	64-QAM	21.14	21.44	21.37	19.64	0.0920
20+10	1	0	1	49		13.29	13.60	13.49		
20+10	1	99	1	0		18.75	19.20	18.92		
20+10	100	0	50	0	256-QAM	19.18	19.47	19.40	17.67	0.0585
20+10	1	0	1	49		13.43	13.80	13.69		
20+10	1	99	1	0		16.92	17.36	17.05		
10+20	50	0	100	0	QPSK	22.24	22.27	22.20	20.47	0.1114
10+20	1	0	1	99		22.12	21.95	21.80		
10+20	1	49	1	0		13.56	13.94	13.61		
10+20	1	0	0	0		21.93	22.37	22.24		
10+20	50	0	100	0	16-QAM	21.31	21.41	21.28	19.61	0.0914
10+20	1	0	1	99		21.34	21.13	20.92		
10+20	1	49	1	0		13.63	13.96	13.61		
10+20	1	0	0	0		21.24	21.59	21.44		
10+20	50	0	100	0	64-QAM	21.33	21.42	21.27	19.62	0.0916
10+20	1	0	1	99		13.29	13.64	13.46		
10+20	1	49	1	0		18.79	19.18	19.01		
10+20	50	0	100	0	256-QAM	19.16	19.47	19.30	17.67	0.0585
10+20	1	0	1	99		13.44	13.87	13.54		
10+20	1	49	1	0		16.98	17.41	17.20		
20+5	100	0	25	0	QPSK	22.27	22.54	22.38	20.74	0.1186
20+5	1	0	1	24		22.16	22.01	21.96		
20+5	1	99	1	0		13.61	14.06	13.83		
20+5	1	0	0	0		22.06	22.56	22.32		
20+5	100	0	25	0	16-QAM	21.14	21.65	21.42	19.85	0.0966
20+5	1	0	1	24		21.35	21.21	21.07		
20+5	1	99	1	0		13.68	14.28	13.89		
20+5	1	0	0	0		21.38	21.77	21.57		
20+5	100	0	25	0	64-QAM	21.11	21.64	21.38	19.84	0.0964
20+5	1	0	1	24		13.29	13.77	13.49		
20+5	1	99	1	0		18.86	19.37	19.03		
20+5	100	0	25	0	256-QAM	19.19	19.64	19.40	17.84	0.0608
20+5	1	0	1	24		13.40	13.95	13.67		
20+5	1	99	1	0		17.05	17.57	17.24		
Limit	EIRP < 2W					Result			Pass	

LTE Band 41C-PC3_CA Maximum Average Power [dBm] (GT - LC = -1.8 dB)										
BW [MHz]	PCC		SCC		Mod	Lowest	Middle	Highest	EIRP (dBm)	EIRP (W)
	RB Size	RB Offset	RB Size	RB Offset						
5+20	25	0	100	0	QPSK	22.43	22.48	22.48	20.68	0.1169
5+20	1	0	1	99		22.11	21.93	21.84		
5+20	1	24	1	0		13.77	13.96	13.85		
5+20	1	0	0	0		22.24	22.46	22.41		
5+20	25	0	100	0	16-QAM	21.51	21.60	21.55	19.80	0.0955
5+20	1	0	1	99		21.32	21.19	21.01		
5+20	1	24	1	0		13.89	14.15	14.00		
5+20	1	0	0	0		21.56	21.81	21.58		
5+20	25	0	100	0	64-QAM	21.43	21.57	21.54	19.77	0.0948
5+20	1	0	1	99		13.42	13.69	13.55		
5+20	1	24	1	0		19.05	19.29	19.14		
5+20	25	0	100	0	256-QAM	19.43	19.61	19.51	17.81	0.0604
5+20	1	0	1	99		13.57	13.95	13.72		
5+20	1	24	1	0		17.21	17.51	17.31		
15+10	75	0	50	0	QPSK	22.29	22.44	22.35	20.64	0.1159
15+10	1	0	1	49		22.12	21.98	21.91		
15+10	1	74	1	0		13.74	14.03	13.78		
15+10	1	0	0	0		22.22	22.55	22.32		
15+10	75	0	50	0	16-QAM	21.31	21.58	21.32	19.78	0.0951
15+10	1	0	1	49		21.33	21.27	21.12		
15+10	1	74	1	0		13.94	14.26	13.93		
15+10	1	0	0	0		21.46	21.75	21.52		
15+10	75	0	50	0	64-QAM	21.40	21.61	21.35	19.81	0.0957
15+10	1	0	1	49		13.40	13.73	13.45		
15+10	1	74	1	0		18.95	19.28	19.01		
15+10	75	0	50	0	256-QAM	19.43	19.63	19.32	17.83	0.0607
15+10	1	0	1	49		13.62	13.91	13.61		
15+10	1	74	1	0		17.12	17.46	17.16		
10+15	50	0	75	0	QPSK	22.29	22.51	22.42	20.71	0.1178
10+15	1	0	1	74		22.17	22.00	21.90		
10+15	1	49	1	0		13.69	14.03	13.81		
10+15	1	0	0	0		22.17	22.51	22.35		
10+15	50	0	75	0	16-QAM	21.32	21.57	21.42	19.77	0.0948
10+15	1	0	1	74		21.36	21.36	21.21		
10+15	1	49	1	0		13.80	14.16	13.89		
10+15	1	0	0	0		21.36	21.68	21.33		
10+15	50	0	75	0	64-QAM	21.33	21.58	21.46	19.78	0.0951
10+15	1	0	1	74		13.39	13.74	13.44		
10+15	1	49	1	0		18.95	19.28	19.02		
10+15	50	0	75	0	256-QAM	19.35	19.60	19.49	17.80	0.0603
10+15	1	0	1	74		13.56	13.92	13.69		
10+15	1	49	1	0		17.13	17.46	17.15		
Limit	EIRP < 2W					Result			Pass	

LTE Band 41C-PC3_CA Maximum Average Power [dBm] (GT - LC = -1.8 dB)										
BW [MHz]	PCC		SCC		Mod	Lowest	Middle	Highest	EIRP (dBm)	EIRP (W)
	RB Size	RB Offset	RB Size	RB Offset						
15+15	75	0	75	0	QPSK	22.05	22.29	22.31	20.51	0.1125
15+15	1	0	1	74		22.14	21.96	21.84		
15+15	1	74	1	0		13.63	13.85	13.75		
15+15	1	0	0	0		21.95	22.21	22.18		
15+15	75	0	75	0	16-QAM	21.16	21.35	21.26	19.55	0.0902
15+15	1	0	1	74		21.33	21.18	21.00		
15+15	1	74	1	0		13.58	13.82	13.74		
15+15	1	0	0	0		21.18	21.45	21.30		
15+15	75	0	75	0	64-QAM	21.15	21.34	21.28	19.54	0.0899
15+15	1	0	1	74		13.28	13.50	13.38		
15+15	1	74	1	0		18.76	19.08	18.91		
15+15	75	0	75	0	256-QAM	19.17	19.42	19.29	17.62	0.0578
15+15	1	0	1	74		13.43	13.75	13.56		
15+15	1	74	1	0		16.96	17.29	17.09		
Limit	EIRP < 2W					Result			Pass	

<LTE B66 TX0 ANT2>

LTE Band 66 Maximum Average Power [dBm] (GT - LC = 0.2 dB)								
BW [MHz]	RB Size	RB Offset	Mod	Lowest	Middle	Highest	EIRP (dBm)	EIRP (W)
20	1	0	QPSK	24.18	24.24	24.10	24.44	0.2780
20	1	49		24.14	24.09	24.11		
20	1	99		24.20	24.15	24.16		
20	50	0		23.15	23.17	23.14		
20	50	24		23.11	23.09	23.05		
20	50	50		23.13	23.11	23.09		
20	100	0		23.13	23.14	23.09		
20	1	0	16-QAM	23.42	23.36	23.39	23.65	0.2317
20	1	49		23.32	23.34	23.27		
20	1	99		23.45	23.44	23.44		
20	1	0	64-QAM	22.30	22.27	22.27	22.57	0.1807
20	1	49		22.29	22.31	22.23		
20	1	99		22.37	22.34	22.36		
20	1	0	256-QAM	19.28	19.23	19.25	19.55	0.0902
20	1	49		19.21	19.25	19.16		
20	1	99		19.35	19.34	19.29		
15	1	0	QPSK	24.06	24.06	23.99	24.27	0.2673
15	1	37		24.06	24.04	23.99		
15	1	74		24.07	24.02	24.06		
15	36	0		22.97	22.97	22.91		
15	36	20		22.92	22.88	22.87		
15	36	39		22.98	22.92	22.92		
15	75	0		22.95	22.94	22.88		
15	1	0	16-QAM	23.30	23.19	23.21	23.65	0.2317
15	1	37		23.32	23.20	23.20		
15	1	74		23.45	23.23	23.27		
15	1	0	64-QAM	22.12	22.18	22.13	22.46	0.1762
15	1	37		22.12	22.10	22.04		
15	1	74		22.26	22.21	22.16		
15	1	0	256-QAM	19.10	19.09	19.10	19.37	0.0865
15	1	37		19.14	19.04	19.02		
15	1	74		19.17	19.09	19.09		
Limit	EIRP < 1W			Result			Pass	

LTE Band 66 Maximum Average Power [dBm] (GT - LC = 0.2 dB)								
BW [MHz]	RB Size	RB Offset	Mod	Lowest	Middle	Highest	EIRP (dBm)	EIRP (W)
10	1	0	QPSK	24.06	24.03	24.06	24.28	0.2679
10	1	25		24.07	23.95	23.98		
10	1	49		24.08	24.06	24.01		
10	25	0		23.03	23.02	22.99		
10	25	12		23.01	22.97	22.93		
10	25	25		23.03	23.01	22.99		
10	50	0		22.99	22.99	22.92		
10	1	0	16-QAM	23.34	23.29	23.19	23.59	0.2286
10	1	25		23.31	23.24	23.12		
10	1	49		23.32	23.29	23.39		
10	1	0	64-QAM	22.20	22.17	22.13	22.40	0.1738
10	1	25		22.15	22.10	22.05		
10	1	49		22.16	22.18	22.17		
10	1	0	256-QAM	19.13	19.16	19.09	19.38	0.0867
10	1	25		19.18	19.08	19.00		
10	1	49		19.17	19.12	19.13		
5	1	0	QPSK	24.05	24.00	24.01	24.28	0.2679
5	1	12		24.06	24.00	23.95		
5	1	24		24.08	24.07	23.98		
5	12	0		23.01	22.97	22.95		
5	12	7		22.94	22.87	22.90		
5	12	13		23.04	22.95	22.98		
5	25	0		23.08	22.96	22.95		
5	1	0	16-QAM	23.32	23.27	23.25	23.55	0.2265
5	1	12		23.21	23.17	23.12		
5	1	24		23.35	23.31	23.23		
5	1	0	64-QAM	22.23	22.18	22.11	22.49	0.1774
5	1	12		22.23	22.16	22.13		
5	1	24		22.29	22.18	22.18		
5	1	0	256-QAM	19.13	19.06	19.03	19.40	0.0871
5	1	12		19.06	19.10	19.08		
5	1	24		19.20	19.10	19.12		
Limit	EIRP < 1W			Result			Pass	

LTE Band 66 Maximum Average Power [dBm] (GT - LC = 0.2 dB)								
BW [MHz]	RB Size	RB Offset	Mod	Lowest	Middle	Highest	EIRP (dBm)	EIRP (W)
3	1	0	QPSK	24.00	23.98	23.89	24.26	0.2667
3	1	8		24.00	23.86	23.85		
3	1	14		24.06	24.00	23.92		
3	8	0		22.99	22.98	22.95		
3	8	4		22.92	22.89	22.88		
3	8	7		23.00	22.94	22.93		
3	15	0		22.99	22.92	22.94		
3	1	0	16-QAM	23.35	23.21	23.16	23.55	0.2265
3	1	8		23.26	23.28	23.12		
3	1	14		23.21	23.20	23.20		
3	1	0	64-QAM	22.11	22.10	22.02	22.39	0.1734
3	1	8		22.07	22.01	22.04		
3	1	14		22.19	22.16	22.09		
3	1	0	256-QAM	19.12	19.09	19.04	19.38	0.0867
3	1	8		19.05	19.01	19.08		
3	1	14		19.18	19.07	19.05		
1.4	1	0	QPSK	24.06	23.94	23.93	24.26	0.2667
1.4	1	3		23.98	23.95	23.91		
1.4	1	5		24.06	23.98	23.95		
1.4	3	0		23.98	23.86	23.86		
1.4	3	1		23.95	23.81	23.83		
1.4	3	3		24.00	23.87	23.88		
1.4	6	0		22.94	22.90	22.90		
1.4	1	0	16-QAM	23.22	23.21	23.13	23.42	0.2198
1.4	1	3		23.15	23.11	23.10		
1.4	1	5		23.21	23.22	23.13		
1.4	1	0	64-QAM	22.15	22.11	22.12	22.36	0.1722
1.4	1	3		22.12	22.13	22.09		
1.4	1	5		22.12	22.14	22.16		
1.4	1	0	256-QAM	19.04	19.06	19.03	19.29	0.0849
1.4	1	3		19.03	19.06	19.01		
1.4	1	5		19.06	19.04	18.97		
Limit	EIRP < 1W			Result			Pass	

LTE Band 66B_CA Maximum Average Power [dBm] (GT - LC = 0.2 dB)										
BW [MHz]	PCC		SCC		Mod	Lowest	Middle	Highest	EIRP (dBm)	EIRP (W)
	RB Size	RB Offset	RB Size	RB Offset						
10+10	50	0	50	0	QPSK	21.82	21.63	21.74	23.90	0.2455
10+10	1	0	1	49		15.26	15.13	15.19		
10+10	1	49	1	0		23.64	23.58	23.70		
10+10	50	0	50	0	16-QAM	20.80	20.63	20.75	23.00	0.1995
10+10	1	0	1	49		15.34	15.18	15.32		
10+10	1	49	1	0		22.80	22.69	22.76		
10+10	50	0	50	0	64-QAM	20.80	20.62	20.73	21.03	0.1268
10+10	1	0	1	49		15.30	15.14	15.29		
10+10	1	49	1	0		20.73	20.67	20.83		
10+10	50	0	50	0	256-QAM	18.77	18.64	18.73	18.97	0.0789
10+10	1	0	1	49		15.28	15.19	15.18		
10+10	1	49	1	0		18.69	18.52	18.74		
15+5	75	0	25	0	QPSK	21.80	21.64	21.74	23.96	0.2489
15+5	1	0	1	24		15.24	15.11	15.24		
15+5	1	74	1	0		23.76	23.63	23.73		
15+5	75	0	25	0	16-QAM	20.81	20.68	20.75	23.00	0.1995
15+5	1	0	1	24		15.27	15.18	15.38		
15+5	1	74	1	0		22.80	22.79	22.80		
15+5	75	0	25	0	64-QAM	20.76	20.66	20.73	20.96	0.1247
15+5	1	0	1	24		15.28	15.11	15.27		
15+5	1	74	1	0		20.71	20.61	20.74		
15+5	75	0	25	0	256-QAM	18.77	18.63	18.73	18.97	0.0789
15+5	1	0	1	24		15.28	15.13	15.21		
15+5	1	74	1	0		18.69	18.33	18.44		
5+15	25	0	75	0	QPSK	21.83	21.53	21.80	23.94	0.2477
5+15	1	0	1	74		15.25	15.05	15.25		
5+15	1	24	1	0		23.70	23.55	23.74		
5+15	25	0	75	0	16-QAM	20.79	20.55	20.77	23.08	0.2032
5+15	1	0	1	74		15.29	15.13	15.30		
5+15	1	24	1	0		22.86	22.65	22.88		
5+15	25	0	75	0	64-QAM	20.77	20.57	20.80	21.00	0.1259
5+15	1	0	1	74		15.20	15.05	15.28		
5+15	1	24	1	0		20.75	20.53	20.74		
5+15	25	0	75	0	256-QAM	18.76	18.56	18.81	19.01	0.0796
5+15	1	0	1	74		15.21	15.09	15.15		
5+15	1	24	1	0		18.74	18.55	18.80		
Limit	EIRP < 1W					Result			Pass	

LTE Band 66B_CA Maximum Average Power [dBm] (GT - LC = 0.2 dB)										
BW [MHz]	PCC		SCC		Mod	Lowest	Middle	Highest	EIRP (dBm)	EIRP (W)
	RB Size	RB Offset	RB Size	RB Offset						
10+5	50	0	25	0	QPSK	21.81	21.61	21.73	23.98	0.2500
10+5	1	0	1	24		15.29	15.13	15.20		
10+5	1	49	1	0		23.72	23.56	23.78		
10+5	50	0	25	0	16-QAM	20.77	20.60	20.77	22.95	0.1972
10+5	1	0	1	24		15.36	15.21	15.28		
10+5	1	49	1	0		22.73	22.66	22.75		
10+5	50	0	25	0	64-QAM	20.76	20.64	20.74	20.97	0.1250
10+5	1	0	1	24		15.32	15.02	15.21		
10+5	1	49	1	0		20.77	20.66	20.72		
10+5	50	0	25	0	256-QAM	18.76	18.60	18.71	18.97	0.0789
10+5	1	0	1	24		15.26	15.06	15.15		
10+5	1	49	1	0		18.71	18.18	18.77		
5+10	25	0	50	0	QPSK	21.82	21.59	21.77	23.96	0.2489
5+10	1	0	1	49		15.29	15.08	15.21		
5+10	1	24	1	0		23.76	23.53	23.75		
5+10	25	0	50	0	16-QAM	20.92	20.60	20.72	23.06	0.2023
5+10	1	0	1	49		15.38	15.15	15.21		
5+10	1	24	1	0		22.86	22.70	22.85		
5+10	25	0	50	0	64-QAM	20.81	20.60	20.77	21.01	0.1262
5+10	1	0	1	49		15.29	15.16	15.27		
5+10	1	24	1	0		20.73	20.50	20.78		
5+10	25	0	50	0	256-QAM	18.76	18.61	18.78	18.98	0.0791
5+10	1	0	1	49		15.23	15.02	15.14		
5+10	1	24	1	0		18.72	18.53	18.72		
5+5	25	0	25	0	QPSK	21.81	21.57	21.73	23.95	0.2483
5+5	1	0	1	24		15.81	15.63	15.82		
5+5	1	24	1	0		23.75	23.62	23.69		
5+5	25	0	25	0	16-QAM	20.80	20.59	20.74	23.11	0.2046
5+5	1	0	1	24		15.93	15.66	15.79		
5+5	1	24	1	0		22.91	22.63	22.78		
5+5	25	0	25	0	64-QAM	20.80	20.61	20.72	21.06	0.1276
5+5	1	0	1	24		15.79	15.59	15.87		
5+5	1	24	1	0		20.86	20.65	20.83		
5+5	25	0	25	0	256-QAM	18.83	18.63	18.74	19.03	0.0800
5+5	1	0	1	24		15.74	15.66	15.71		
5+5	1	24	1	0		18.69	18.51	18.59		
Limit	EIRP < 1W					Result			Pass	

LTE Band 66C_CA Maximum Average Power [dBm] (GT - LC = 0.2 dB)										
BW [MHz]	PCC		SCC		Mod	Lowest	Middle	Highest	EIRP (dBm)	EIRP (W)
	RB Size	RB Offset	RB Size	RB Offset						
20+20	100	0	100	0	QPSK	21.63	21.58	21.56	23.82	0.2410
20+20	1	0	1	99		15.07	15.03	15.03		
20+20	1	99	1	0		23.62	23.51	23.55		
20+20	100	0	100	0	16-QAM	20.59	20.57	20.57	22.87	0.1936
20+20	1	0	1	99		15.09	15.13	15.09		
20+20	1	99	1	0		22.66	22.67	22.66		
20+20	100	0	100	0	64-QAM	20.62	20.59	20.59	20.85	0.1216
20+20	1	0	1	99		15.16	15.11	15.08		
20+20	1	99	1	0		20.65	20.50	20.63		
20+20	100	0	100	0	256-QAM	18.62	18.57	18.57	18.82	0.0762
20+20	1	0	1	99		15.06	14.97	15.00		
20+20	1	99	1	0		18.58	18.55	18.57		
20+15	100	0	75	0	QPSK	21.64	21.57	21.59	23.83	0.2415
20+15	1	0	1	74		15.11	15.04	15.00		
20+15	1	74	1	0		23.59	23.60	23.63		
20+15	100	0	75	0	16-QAM	20.60	20.54	20.58	22.92	0.1959
20+15	1	0	1	74		15.18	15.13	15.00		
20+15	1	74	1	0		22.58	22.57	22.72		
20+15	100	0	75	0	64-QAM	20.59	20.57	20.59	20.96	0.1247
20+15	1	0	1	74		15.19	15.00	15.04		
20+15	1	74	1	0		20.62	20.76	20.63		
20+15	100	0	75	0	256-QAM	18.62	18.57	18.61	18.82	0.0762
20+15	1	0	1	74		15.04	15.03	14.94		
20+15	1	74	1	0		18.52	18.62	18.60		
15+20	75	0	100	0	QPSK	21.67	21.57	21.61	23.87	0.2438
15+20	1	0	1	99		15.12	15.07	15.02		
15+20	1	74	1	0		23.67	23.55	23.57		
15+20	75	0	100	0	16-QAM	20.62	20.60	20.59	22.92	0.1959
15+20	1	0	1	99		15.19	15.19	15.08		
15+20	1	74	1	0		22.72	22.63	22.66		
15+20	75	0	100	0	64-QAM	20.64	20.59	20.56	21.16	0.1306
15+20	1	0	1	99		15.38	15.08	14.98		
15+20	1	74	1	0		20.96	20.63	20.61		
15+20	75	0	100	0	256-QAM	18.64	18.60	18.58	18.85	0.0767
15+20	1	0	1	99		15.09	15.02	14.95		
15+20	1	74	1	0		18.65	18.56	18.62		
Limit	EIRP < 1W					Result			Pass	

LTE Band 66C_CA Maximum Average Power [dBm] (GT - LC = 0.2 dB)										
BW [MHz]	PCC		SCC		Mod	Lowest	Middle	Highest	EIRP (dBm)	EIRP (W)
	RB Size	RB Offset	RB Size	RB Offset						
20+10	100	0	50	0	QPSK	21.64	21.55	21.64	23.97	0.2495
20+10	1	0	1	49		15.15	15.07	15.08		
20+10	1	99	1	0		23.57	23.59	23.77		
20+10	100	0	50	0	16-QAM	20.65	20.57	20.63	22.95	0.1972
20+10	1	0	1	49		15.20	15.17	15.16		
20+10	1	99	1	0		22.65	22.66	22.75		
20+10	100	0	50	0	64-QAM	20.67	20.57	20.65	20.93	0.1239
20+10	1	0	1	49		15.21	15.10	15.04		
20+10	1	99	1	0		20.62	20.70	20.73		
20+10	100	0	50	0	256-QAM	18.65	18.59	18.59	18.88	0.0773
20+10	1	0	1	49		15.05	15.21	15.05		
20+10	1	99	1	0		18.63	18.59	18.68		
10+20	50	0	100	0	QPSK	21.72	21.58	21.58	23.80	0.2399
10+20	1	0	1	99		15.15	15.05	15.03		
10+20	1	49	1	0		23.60	23.53	23.53		
10+20	50	0	100	0	16-QAM	20.69	20.58	20.62	22.92	0.1959
10+20	1	0	1	99		15.20	15.08	15.15		
10+20	1	49	1	0		22.72	22.71	22.63		
10+20	50	0	100	0	64-QAM	20.69	20.59	20.64	20.89	0.1227
10+20	1	0	1	99		15.15	15.10	14.74		
10+20	1	49	1	0		20.60	20.51	20.59		
10+20	50	0	100	0	256-QAM	18.68	18.58	18.61	18.88	0.0773
10+20	1	0	1	99		15.06	15.07	15.03		
10+20	1	49	1	0		18.57	18.67	18.58		
20+5	100	0	25	0	QPSK	21.63	21.58	21.59	23.84	0.2421
20+5	1	0	1	24		15.11	15.00	15.00		
20+5	1	99	1	0		23.64	23.55	23.64		
20+5	100	0	25	0	16-QAM	20.65	20.59	20.61	23.00	0.1995
20+5	1	0	1	24		15.15	15.15	15.11		
20+5	1	99	1	0		22.71	22.64	22.80		
20+5	100	0	25	0	64-QAM	20.65	20.57	20.57	20.85	0.1216
20+5	1	0	1	24		15.04	15.08	15.08		
20+5	1	99	1	0		20.64	20.61	20.64		
20+5	100	0	25	0	256-QAM	18.61	18.58	18.59	18.90	0.0776
20+5	1	0	1	24		15.11	15.03	15.06		
20+5	1	99	1	0		18.70	18.50	18.70		
Limit	EIRP < 1W					Result			Pass	

LTE Band 66C_CA Maximum Average Power [dBm] (GT - LC = 0.2 dB)										
BW [MHz]	PCC		SCC		Mod	Lowest	Middle	Highest	EIRP (dBm)	EIRP (W)
	RB Size	RB Offset	RB Size	RB Offset						
5+20	25	0	100	0	QPSK	21.69	21.57	21.63	23.87	0.2438
5+20	1	0	1	99		15.08	15.04	15.00		
5+20	1	24	1	0		23.67	23.55	23.62		
5+20	25	0	100	0	16-QAM	20.71	20.57	20.56	22.96	0.1977
5+20	1	0	1	99		15.13	15.04	15.03		
5+20	1	24	1	0		22.76	22.63	22.66		
5+20	25	0	100	0	64-QAM	20.69	20.59	20.66	21.05	0.1274
5+20	1	0	1	99		15.56	15.04	15.21		
5+20	1	24	1	0		20.85	20.55	20.58		
5+20	25	0	100	0	256-QAM	18.72	18.56	18.62	18.98	0.0791
5+20	1	0	1	99		15.00	15.05	15.04		
5+20	1	24	1	0		18.78	18.54	18.57		
Limit	EIRP < 1W					Result			Pass	

LTE Band 66C_CA Maximum Average Power [dBm] (GT - LC = 0.2 dB)										
BW [MHz]	PCC		SCC		Mod	Lowest	Middle	Highest	EIRP (dBm)	EIRP (W)
	RB Size	RB Offset	RB Size	RB Offset						
15+10	75	0	50	0	QPSK	21.71	21.53	21.61	23.87	0.2438
15+10	1	0	1	49		15.11	15.05	15.04		
15+10	1	74	1	0		23.67	23.52	23.65		
15+10	75	0	50	0	16-QAM	20.69	20.58	20.59	22.97	0.1982
15+10	1	0	1	49		15.19	15.11	15.10		
15+10	1	74	1	0		22.77	22.59	22.62		
15+10	75	0	50	0	64-QAM	20.70	20.57	20.63	20.91	0.1233
15+10	1	0	1	49		15.16	15.05	15.05		
15+10	1	74	1	0		20.71	20.53	20.71		
15+10	75	0	50	0	256-QAM	18.67	18.51	18.60	18.90	0.0776
15+10	1	0	1	49		15.11	15.00	15.06		
15+10	1	74	1	0		18.70	18.47	18.63		
10+15	50	0	75	0	QPSK	21.76	21.54	21.69	23.83	0.2415
10+15	1	0	1	74		15.16	15.04	15.00		
10+15	1	49	1	0		23.63	23.55	23.60		
10+15	50	0	75	0	16-QAM	20.75	20.54	20.64	22.94	0.1968
10+15	1	0	1	74		15.11	14.97	15.07		
10+15	1	49	1	0		22.74	22.64	22.70		
10+15	50	0	75	0	64-QAM	20.71	20.51	20.67	20.91	0.1233
10+15	1	0	1	74		15.24	15.08	15.06		
10+15	1	49	1	0		20.65	20.61	20.60		
10+15	50	0	75	0	256-QAM	18.70	18.60	18.64	18.90	0.0776
10+15	1	0	1	74		15.12	15.02	14.96		
10+15	1	49	1	0		18.58	18.09	18.54		
15+15	75	0	75	0	QPSK	21.65	21.61	21.59	23.88	0.2443
15+15	1	0	1	74		15.14	15.07	15.06		
15+15	1	74	1	0		23.68	23.58	23.67		
15+15	75	0	75	0	16-QAM	20.64	20.59	20.56	23.06	0.2023
15+15	1	0	1	74		15.21	15.07	15.12		
15+15	1	74	1	0		22.74	22.86	22.70		
15+15	75	0	75	0	64-QAM	20.59	20.58	20.61	21.09	0.1285
15+15	1	0	1	74		15.16	15.16	15.20		
15+15	1	74	1	0		20.89	20.64	20.72		
15+15	75	0	75	0	256-QAM	18.65	18.58	18.60	18.90	0.0776
15+15	1	0	1	74		15.16	15.07	15.05		
15+15	1	74	1	0		18.70	18.53	18.70		
Limit	EIRP < 1W					Result			Pass	

<LTE B66 TX1 ANT0>

LTE Band 66 Maximum Average Power [dBm] (GT - LC = -0.8 dB)								
BW [MHz]	RB Size	RB Offset	Mod	Lowest	Middle	Highest	EIRP (dBm)	EIRP (W)
20	1	0	QPSK	24.28	24.30	24.22	23.50	0.2239
20	1	49		24.22	24.17	24.20		
20	1	99		24.27	24.26	24.20		
20	50	0		23.25	23.25	23.20		
20	50	24		23.19	23.20	23.16		
20	50	50		23.24	23.21	23.19		
20	100	0		23.22	23.23	23.20		
20	1	0	16-QAM	23.47	23.51	23.38	22.79	0.1901
20	1	49		23.47	23.37	23.36		
20	1	99		23.58	23.45	23.59		
20	1	0	64-QAM	22.47	22.45	22.43	21.70	0.1479
20	1	49		22.37	22.39	22.36		
20	1	99		22.48	22.45	22.50		
20	1	0	256-QAM	19.36	19.39	19.37	18.59	0.0723
20	1	49		19.35	19.36	19.31		
20	1	99		19.39	19.36	19.37		
15	1	0	QPSK	24.37	24.34	24.24	23.66	0.2323
15	1	37		24.32	24.17	24.24		
15	1	74		24.46	24.28	24.32		
15	36	0		23.26	23.20	23.18		
15	36	20		23.19	23.13	23.16		
15	36	39		23.24	23.18	23.20		
15	75	0		23.22	23.21	23.16		
15	1	0	16-QAM	23.61	23.48	23.55	22.84	0.1923
15	1	37		23.54	23.45	23.45		
15	1	74		23.61	23.58	23.64		
15	1	0	64-QAM	22.41	22.43	22.40	21.69	0.1476
15	1	37		22.35	22.34	22.34		
15	1	74		22.48	22.41	22.49		
15	1	0	256-QAM	19.31	19.34	19.31	18.64	0.0731
15	1	37		19.32	19.38	19.33		
15	1	74		19.44	19.35	19.42		
Limit	EIRP < 1W			Result			Pass	

LTE Band 66 Maximum Average Power [dBm] (GT - LC = -0.8 dB)								
BW [MHz]	RB Size	RB Offset	Mod	Lowest	Middle	Highest	EIRP (dBm)	EIRP (W)
10	1	0	QPSK	24.37	24.29	24.33	23.63	0.2307
10	1	25		24.41	24.28	24.26		
10	1	49		24.38	24.43	24.34		
10	25	0		23.34	23.30	23.27		
10	25	12		23.30	23.22	23.21		
10	25	25		23.33	23.25	23.28		
10	50	0		23.30	23.24	23.22		
10	1	0	16-QAM	23.60	23.57	23.54	22.80	0.1905
10	1	25		23.55	23.43	23.42		
10	1	49		23.54	23.48	23.50		
10	1	0	64-QAM	22.42	22.41	22.44	21.68	0.1472
10	1	25		22.45	22.37	22.30		
10	1	49		22.46	22.42	22.48		
10	1	0	256-QAM	19.41	19.44	19.35	18.64	0.0731
10	1	25		19.39	19.30	19.30		
10	1	49		19.44	19.37	19.44		
5	1	0	QPSK	24.37	24.25	24.26	23.66	0.2323
5	1	12		24.35	24.17	24.23		
5	1	24		24.46	24.24	24.25		
5	12	0		23.28	23.23	23.20		
5	12	7		23.23	23.11	23.16		
5	12	13		23.29	23.17	23.22		
5	25	0		23.34	23.20	23.28		
5	1	0	16-QAM	23.64	23.44	23.42	22.85	0.1928
5	1	12		23.54	23.42	23.41		
5	1	24		23.65	23.51	23.47		
5	1	0	64-QAM	22.45	22.40	22.41	21.76	0.1500
5	1	12		22.50	22.41	22.38		
5	1	24		22.56	22.39	22.44		
5	1	0	256-QAM	19.37	19.37	19.32	18.62	0.0728
5	1	12		19.37	19.30	19.32		
5	1	24		19.42	19.36	19.35		
Limit	EIRP < 1W			Result			Pass	

LTE Band 66 Maximum Average Power [dBm] (GT - LC = -0.8 dB)								
BW [MHz]	RB Size	RB Offset	Mod	Lowest	Middle	Highest	EIRP (dBm)	EIRP (W)
3	1	0	QPSK	24.32	24.22	24.23	23.52	0.2249
3	1	8		24.23	24.13	24.10		
3	1	14		24.32	24.24	24.23		
3	8	0		23.26	23.25	23.27		
3	8	4		23.20	23.13	23.17		
3	8	7		23.25	23.15	23.20		
3	15	0		23.26	23.18	23.20		
3	1	0	16-QAM	23.57	23.41	23.46	22.81	0.1910
3	1	8		23.61	23.42	23.45		
3	1	14		23.55	23.47	23.46		
3	1	0	64-QAM	22.45	22.34	22.32	21.67	0.1469
3	1	8		22.40	22.26	22.30		
3	1	14		22.47	22.36	22.38		
3	1	0	256-QAM	19.41	19.32	19.31	18.63	0.0729
3	1	8		19.34	19.28	19.33		
3	1	14		19.43	19.33	19.28		
1.4	1	0	QPSK	24.30	24.17	24.23	23.50	0.2239
1.4	1	3		24.28	24.17	24.23		
1.4	1	5		24.30	24.26	24.23		
1.4	3	0		24.25	24.11	24.15		
1.4	3	1		24.23	24.09	24.12		
1.4	3	3		24.27	24.10	24.14		
1.4	6	0		23.26	23.14	23.22		
1.4	1	0	16-QAM	23.50	23.40	23.51	22.74	0.1879
1.4	1	3		23.46	23.37	23.37		
1.4	1	5		23.54	23.47	23.47		
1.4	1	0	64-QAM	22.46	22.35	22.42	21.66	0.1466
1.4	1	3		22.42	22.37	22.33		
1.4	1	5		22.46	22.37	22.39		
1.4	1	0	256-QAM	19.36	19.31	19.35	18.56	0.0718
1.4	1	3		19.36	19.26	19.27		
1.4	1	5		19.32	19.33	19.35		
Limit	EIRP < 1W			Result			Pass	

LTE Band 66B_CA Maximum Average Power [dBm] (GT - LC = -0.8 dB)										
BW [MHz]	PCC		SCC		Mod	Lowest	Middle	Highest	EIRP (dBm)	EIRP (W)
	RB Size	RB Offset	RB Size	RB Offset						
10+10	50	0	50	0	QPSK	22.27	22.28	22.42	23.57	0.2275
10+10	1	0	1	49		15.65	15.81	15.85		
10+10	1	49	1	0		24.11	24.22	24.37		
10+10	50	0	50	0	16-QAM	21.25	21.30	21.42	22.64	0.1837
10+10	1	0	1	49		15.84	15.79	15.80		
10+10	1	49	1	0		23.21	23.28	23.44		
10+10	50	0	50	0	64-QAM	21.21	21.30	21.43	20.66	0.1164
10+10	1	0	1	49		15.77	15.90	15.90		
10+10	1	49	1	0		21.21	21.20	21.46		
10+10	50	0	50	0	256-QAM	19.21	19.28	19.41	18.61	0.0726
10+10	1	0	1	49		15.73	15.78	15.92		
10+10	1	49	1	0		19.29	19.14	19.38		
15+5	75	0	25	0	QPSK	22.35	22.33	22.47	23.53	0.2254
15+5	1	0	1	24		15.85	15.77	15.90		
15+5	1	74	1	0		24.32	24.33	24.32		
15+5	75	0	25	0	16-QAM	21.33	21.29	21.41	22.68	0.1854
15+5	1	0	1	24		15.92	15.82	16.09		
15+5	1	74	1	0		23.38	23.48	23.29		
15+5	75	0	25	0	64-QAM	21.33	21.28	21.40	20.61	0.1151
15+5	1	0	1	24		15.96	15.79	15.92		
15+5	1	74	1	0		21.38	21.41	21.38		
15+5	75	0	25	0	256-QAM	19.32	19.30	19.37	18.57	0.0719
15+5	1	0	1	24		15.86	15.78	15.87		
15+5	1	74	1	0		19.20	19.29	19.32		
5+15	25	0	75	0	QPSK	22.35	22.29	22.43	23.60	0.2291
5+15	1	0	1	74		15.86	15.78	15.88		
5+15	1	24	1	0		24.36	24.20	24.40		
5+15	25	0	75	0	16-QAM	21.37	21.30	21.42	22.57	0.1807
5+15	1	0	1	74		15.90	15.86	16.00		
5+15	1	24	1	0		23.33	23.23	23.37		
5+15	25	0	75	0	64-QAM	21.33	21.28	21.35	20.67	0.1167
5+15	1	0	1	74		15.83	15.86	15.89		
5+15	1	24	1	0		21.44	21.23	21.47		
5+15	25	0	75	0	256-QAM	19.37	19.27	19.41	18.74	0.0748
5+15	1	0	1	74		15.83	15.67	15.88		
5+15	1	24	1	0		19.34	19.16	19.54		
Limit	EIRP < 30dBm					Result			Pass	

LTE Band 66B_CA Maximum Average Power [dBm] (GT - LC = -0.8 dB)										
BW [MHz]	PCC		SCC		Mod	Lowest	Middle	Highest	EIRP (dBm)	EIRP (W)
	RB Size	RB Offset	RB Size	RB Offset						
10+5	50	0	25	0	QPSK	22.21	22.16	22.34	23.40	0.2188
10+5	1	0	1	24		15.75	15.65	15.75		
10+5	1	49	1	0		24.14	24.11	24.20		
10+5	50	0	25	0	16-QAM	21.21	21.13	21.27	22.57	0.1807
10+5	1	0	1	24		15.78	15.67	15.85		
10+5	1	49	1	0		23.20	23.22	23.37		
10+5	50	0	25	0	64-QAM	21.22	21.14	21.33	20.53	0.1130
10+5	1	0	1	24		15.69	15.72	15.79		
10+5	1	49	1	0		21.21	21.09	21.29		
10+5	50	0	25	0	256-QAM	19.22	19.15	19.31	18.51	0.0710
10+5	1	0	1	24		15.62	15.66	15.80		
10+5	1	49	1	0		19.23	19.22	19.14		
5+10	25	0	50	0	QPSK	22.17	22.11	22.24	23.45	0.2213
5+10	1	0	1	49		15.70	15.55	15.65		
5+10	1	24	1	0		24.12	24.00	24.25		
5+10	25	0	50	0	16-QAM	21.24	21.11	21.28	22.49	0.1774
5+10	1	0	1	49		15.82	15.60	15.79		
5+10	1	24	1	0		23.21	22.75	23.29		
5+10	25	0	50	0	64-QAM	21.22	21.09	21.28	20.49	0.1119
5+10	1	0	1	49		15.79	15.70	15.78		
5+10	1	24	1	0		21.25	21.06	21.29		
5+10	25	0	50	0	256-QAM	19.20	19.07	19.31	18.51	0.0710
5+10	1	0	1	49		15.77	15.56	15.76		
5+10	1	24	1	0		19.24	18.96	19.24		
5+5	25	0	25	0	QPSK	22.28	22.16	22.24	23.41	0.2193
5+5	1	0	1	24		16.28	16.15	16.30		
5+5	1	24	1	0		24.21	24.10	24.11		
5+5	25	0	25	0	16-QAM	21.24	21.15	21.19	22.48	0.1770
5+5	1	0	1	24		16.32	16.14	16.42		
5+5	1	24	1	0		23.28	23.12	23.23		
5+5	25	0	25	0	64-QAM	21.25	21.14	21.25	20.45	0.1109
5+5	1	0	1	24		16.32	16.39	16.29		
5+5	1	24	1	0		21.24	21.04	21.15		
5+5	25	0	25	0	256-QAM	19.22	19.11	19.22	18.51	0.0710
5+5	1	0	1	24		16.20	16.14	16.33		
5+5	1	24	1	0		19.31	19.04	19.07		
Limit	EIRP < 30dBm					Result			Pass	

LTE Band 66C_CA Maximum Average Power [dBm] (GT - LC = -0.8 dB)										
BW [MHz]	PCC		SCC		Mod	Lowest	Middle	Highest	EIRP (dBm)	EIRP (W)
	RB Size	RB Offset	RB Size	RB Offset						
20+20	100	0	100	0	QPSK	22.34	22.33	22.34	23.50	0.2239
20+20	1	0	1	99		15.80	15.84	15.79		
20+20	1	99	1	0		24.29	24.29	24.30		
20+20	100	0	100	0	16-QAM	21.34	21.36	21.27	22.70	0.1862
20+20	1	0	1	99		15.77	15.91	16.03		
20+20	1	99	1	0		23.50	23.32	23.28		
20+20	100	0	100	0	64-QAM	21.38	21.29	21.32	20.62	0.1153
20+20	1	0	1	99		15.49	16.00	15.98		
20+20	1	99	1	0		21.42	21.33	21.38		
20+20	100	0	100	0	256-QAM	19.33	19.23	19.31	18.59	0.0723
20+20	1	0	1	99		15.34	15.81	15.64		
20+20	1	99	1	0		19.05	19.39	19.25		
20+15	100	0	75	0	QPSK	22.36	22.34	22.29	23.56	0.2270
20+15	1	0	1	74		15.79	15.85	15.75		
20+15	1	74	1	0		24.36	24.33	24.28		
20+15	100	0	75	0	16-QAM	21.34	21.31	21.24	22.72	0.1871
20+15	1	0	1	74		16.03	15.94	15.87		
20+15	1	74	1	0		23.52	23.39	23.40		
20+15	100	0	75	0	64-QAM	21.36	21.27	21.29	20.75	0.1189
20+15	1	0	1	74		16.01	15.82	15.93		
20+15	1	74	1	0		21.55	21.48	21.40		
20+15	100	0	75	0	256-QAM	19.36	19.32	19.29	18.86	0.0769
20+15	1	0	1	74		15.84	15.74	16.03		
20+15	1	74	1	0		19.25	19.66	19.33		
15+20	75	0	100	0	QPSK	22.36	22.35	22.33	23.55	0.2265
15+20	1	0	1	99		15.87	15.85	15.78		
15+20	1	74	1	0		24.35	24.30	24.25		
15+20	75	0	100	0	16-QAM	21.34	21.31	21.29	22.72	0.1871
15+20	1	0	1	99		15.82	15.93	15.88		
15+20	1	74	1	0		23.52	23.32	23.40		
15+20	75	0	100	0	64-QAM	21.35	21.31	21.30	20.75	0.1189
15+20	1	0	1	99		15.92	15.85	15.78		
15+20	1	74	1	0		21.55	21.13	21.50		
15+20	75	0	100	0	256-QAM	19.37	19.29	19.30	18.68	0.0738
15+20	1	0	1	99		15.56	15.80	15.56		
15+20	1	74	1	0		19.48	19.46	19.16		
Limit	EIRP < 30dBm					Result			Pass	

LTE Band 66C_CA Maximum Average Power [dBm] (GT - LC = -0.8 dB)										
BW [MHz]	PCC		SCC		Mod	Lowest	Middle	Highest	EIRP (dBm)	EIRP (W)
	RB Size	RB Offset	RB Size	RB Offset						
20+10	100	0	50	0	QPSK	22.37	22.33	22.30	23.51	0.2244
20+10	1	0	1	49		15.84	15.77	15.75		
20+10	1	99	1	0		24.25	24.31	24.28		
20+10	100	0	50	0	16-QAM	21.30	21.30	21.30	22.80	0.1905
20+10	1	0	1	49		15.92	15.84	15.79		
20+10	1	99	1	0		23.43	23.35	23.60		
20+10	100	0	50	0	64-QAM	21.31	21.31	21.27	20.75	0.1189
20+10	1	0	1	49		15.96	15.83	15.54		
20+10	1	99	1	0		21.38	21.55	21.12		
20+10	100	0	50	0	256-QAM	19.35	19.33	19.32	18.97	0.0789
20+10	1	0	1	49		15.93	15.81	15.83		
20+10	1	99	1	0		19.77	19.29	19.35		
10+20	50	0	100	0	QPSK	22.28	22.33	22.33	23.51	0.2244
10+20	1	0	1	99		15.86	15.74	15.78		
10+20	1	49	1	0		24.22	24.31	24.28		
10+20	50	0	100	0	16-QAM	21.26	21.33	21.31	22.58	0.1811
10+20	1	0	1	99		15.78	16.03	15.63		
10+20	1	49	1	0		23.24	23.38	23.32		
10+20	50	0	100	0	64-QAM	21.37	21.35	21.29	20.67	0.1167
10+20	1	0	1	99		15.71	15.88	15.84		
10+20	1	49	1	0		21.01	21.47	21.35		
10+20	50	0	100	0	256-QAM	19.26	19.32	19.34	18.54	0.0714
10+20	1	0	1	99		15.99	15.81	16.14		
10+20	1	49	1	0		19.32	18.97	19.23		
20+5	100	0	25	0	QPSK	22.33	22.30	22.28	23.53	0.2254
20+5	1	0	1	24		15.84	15.79	15.70		
20+5	1	99	1	0		24.31	24.20	24.33		
20+5	100	0	25	0	16-QAM	21.33	21.27	21.22	22.48	0.1770
20+5	1	0	1	24		16.10	15.93	15.81		
20+5	1	99	1	0		23.28	23.28	23.23		
20+5	100	0	25	0	64-QAM	21.32	21.28	21.19	20.63	0.1156
20+5	1	0	1	24		15.94	15.93	15.94		
20+5	1	99	1	0		21.15	21.43	21.25		
20+5	100	0	25	0	256-QAM	19.31	19.24	19.36	18.62	0.0728
20+5	1	0	1	24		15.86	15.74	15.75		
20+5	1	99	1	0		19.42	19.18	19.17		
Limit	EIRP < 30dBm					Result			Pass	

LTE Band 66C_CA Maximum Average Power [dBm] (GT - LC = -0.8 dB)										
BW [MHz]	PCC		SCC		Mod	Lowest	Middle	Highest	EIRP (dBm)	EIRP (W)
	RB Size	RB Offset	RB Size	RB Offset						
5+20	25	0	100	0	QPSK	22.39	22.29	22.35	23.51	0.2244
5+20	1	0	1	99		15.77	15.79	15.82		
5+20	1	24	1	0		24.31	24.30	24.28		
5+20	25	0	100	0	16-QAM	21.36	21.30	21.30	22.77	0.1892
5+20	1	0	1	99		15.87	15.95	15.79		
5+20	1	24	1	0		23.41	23.57	23.12		
5+20	25	0	100	0	64-QAM	21.36	21.30	21.35	20.68	0.1169
5+20	1	0	1	99		15.95	15.96	16.03		
5+20	1	24	1	0		21.48	21.36	21.34		
5+20	25	0	100	0	256-QAM	19.35	19.32	19.34	18.57	0.0719
5+20	1	0	1	99		15.62	15.82	15.42		
5+20	1	24	1	0		19.28	19.37	19.30		
Limit	EIRP < 30dBm					Result			Pass	

LTE Band 66C_CA Maximum Average Power [dBm] (GT - LC = -0.8 dB)										
BW [MHz]	PCC		SCC		Mod	Lowest	Middle	Highest	EIRP (dBm)	EIRP (W)
	RB Size	RB Offset	RB Size	RB Offset						
15+10	75	0	50	0	QPSK	22.23	22.12	22.18	23.48	0.2228
15+10	1	0	1	49		15.66	15.58	15.57		
15+10	1	74	1	0		24.16	24.09	24.28		
15+10	75	0	50	0	16-QAM	21.21	21.06	21.14	22.64	0.1837
15+10	1	0	1	49		15.76	15.73	15.70		
15+10	1	74	1	0		23.44	23.28	23.35		
15+10	75	0	50	0	64-QAM	21.23	21.08	21.20	20.75	0.1189
15+10	1	0	1	49		15.60	15.52	15.66		
15+10	1	74	1	0		21.24	21.06	21.55		
15+10	75	0	50	0	256-QAM	19.18	19.10	19.17	18.38	0.0689
15+10	1	0	1	49		15.66	15.54	15.61		
15+10	1	74	1	0		19.15	19.10	19.10		
10+15	50	0	75	0	QPSK	22.29	22.19	22.29	23.42	0.2198
10+15	1	0	1	74		15.70	15.62	15.59		
10+15	1	49	1	0		24.22	24.13	24.20		
10+15	50	0	75	0	16-QAM	21.25	21.14	21.27	22.48	0.1770
10+15	1	0	1	74		15.81	16.03	15.62		
10+15	1	49	1	0		23.23	23.24	23.28		
10+15	50	0	75	0	64-QAM	21.28	21.16	21.24	20.55	0.1135
10+15	1	0	1	74		15.93	15.71	15.65		
10+15	1	49	1	0		21.35	21.19	21.23		
10+15	50	0	75	0	256-QAM	19.27	19.18	19.24	18.47	0.0703
10+15	1	0	1	74		15.75	15.67	15.60		
10+15	1	49	1	0		19.22	19.16	19.17		
15+15	75	0	75	0	QPSK	22.37	22.33	22.31	23.63	0.2307
15+15	1	0	1	74		15.87	15.80	15.77		
15+15	1	74	1	0		24.43	24.30	24.38		
15+15	75	0	75	0	16-QAM	21.34	21.31	21.27	22.59	0.1816
15+15	1	0	1	74		15.99	15.84	15.89		
15+15	1	74	1	0		23.39	23.35	23.02		
15+15	75	0	75	0	64-QAM	21.33	21.29	21.25	20.77	0.1194
15+15	1	0	1	74		15.91	15.60	15.81		
15+15	1	74	1	0		21.57	21.12	21.39		
15+15	75	0	75	0	256-QAM	19.40	19.33	19.26	18.60	0.0724
15+15	1	0	1	74		16.15	15.82	16.11		
15+15	1	74	1	0		19.37	19.25	19.22		
Limit	EIRP < 30dBm					Result			Pass	

<LTE B71 TX0 ANT0>

LTE Band 71 Maximum Average Power [dBm] (GT - LC = -3.5 dB)								
BW [MHz]	RB Size	RB Offset	Mod	Lowest	Middle	Highest	ERP (dBm)	ERP (W)
20	1	0	QPSK	24.51	24.12	24.19	18.86	0.0769
20	1	49		24.42	24.10	24.07		
20	1	99		24.45	24.11	24.09		
20	50	0		23.48	22.56	22.70		
20	50	24		23.46	22.48	22.49		
20	50	50		23.47	22.55	22.54		
20	100	0		23.44	22.50	22.61		
20	1	0	16-QAM	23.70	23.00	23.10	18.05	0.0638
20	1	49		23.63	23.16	23.12		
20	1	99		23.68	23.18	23.17		
20	1	0	64-QAM	22.71	21.57	21.68	17.06	0.0508
20	1	49		22.60	21.73	21.70		
20	1	99		22.62	21.76	21.73		
20	1	0	256-QAM	19.73	18.88	18.97	14.08	0.0256
20	1	49		19.65	18.97	18.96		
20	1	99		19.65	19.05	18.99		
15	1	0	QPSK	24.54	24.01	24.10	18.89	0.0774
15	1	37		24.52	24.11	24.14		
15	1	74		24.50	24.10	24.16		
15	36	0		23.46	22.46	22.52		
15	36	20		23.40	22.46	22.45		
15	36	39		23.40	22.56	22.51		
15	75	0		23.40	22.50	22.48		
15	1	0	16-QAM	23.67	23.03	23.15	18.13	0.0650
15	1	37		23.69	23.15	23.18		
15	1	74		23.78	23.26	23.16		
15	1	0	64-QAM	22.62	21.61	21.71	16.97	0.0498
15	1	37		22.60	21.68	21.72		
15	1	74		22.59	21.81	21.73		
15	1	0	256-QAM	19.71	18.91	18.97	14.06	0.0255
15	1	37		19.56	18.94	18.95		
15	1	74		19.62	19.07	19.03		
Limit	ERP < 3W			Result			Pass	

LTE Band 71 Maximum Average Power [dBm] (GT - LC = -3.5 dB)								
BW [MHz]	RB Size	RB Offset	Mod	Lowest	Middle	Highest	ERP (dBm)	ERP (W)
10	1	0	QPSK	24.52	24.01	24.15	18.87	0.0771
10	1	25		24.50	24.05	24.09		
10	1	49		24.45	24.12	24.18		
10	25	0		23.53	22.48	22.59		
10	25	12		23.48	22.50	22.54		
10	25	25		23.52	22.57	22.55		
10	50	0		23.48	22.50	22.54		
10	1	0	16-QAM	23.80	23.08	23.20	18.15	0.0653
10	1	25		23.78	23.09	23.13		
10	1	49		23.80	23.24	23.23		
10	1	0	64-QAM	22.67	21.61	21.74	17.04	0.0506
10	1	25		22.68	21.67	21.69		
10	1	49		22.69	21.81	21.76		
10	1	0	256-QAM	19.70	18.91	19.03	14.05	0.0254
10	1	25		19.63	18.96	18.97		
10	1	49		19.61	19.10	19.04		
5	1	0	QPSK	24.45	24.00	24.13	18.90	0.0776
5	1	12		24.47	24.04	24.12		
5	1	24		24.55	24.12	24.15		
5	12	0		23.42	22.46	22.55		
5	12	7		23.35	22.39	22.49		
5	12	13		23.48	22.47	22.54		
5	25	0		23.49	22.49	22.57		
5	1	0	16-QAM	23.73	23.06	23.23	18.20	0.0661
5	1	12		23.63	23.09	23.12		
5	1	24		23.85	23.19	23.18		
5	1	0	64-QAM	22.63	21.65	21.78	17.03	0.0505
5	1	12		22.66	21.67	21.73		
5	1	24		22.68	21.75	21.78		
5	1	0	256-QAM	19.61	18.87	19.00	13.99	0.0251
5	1	12		19.64	18.90	18.96		
5	1	24		19.60	18.98	19.03		
Limit	ERP < 3W			Result			Pass	

<LTE B71 TX1 ANT1>

LTE Band 71 Maximum Average Power [dBm] (GT - LC = -6.7 dB)								
BW [MHz]	RB Size	RB Offset	Mod	Lowest	Middle	Highest	ERP (dBm)	ERP (W)
20	1	0	QPSK	24.01	24.15	24.14	15.47	0.0352
20	1	49		24.05	24.10	24.23		
20	1	99		24.17	24.10	24.32		
20	50	0		23.03	23.15	23.22		
20	50	24		22.97	23.10	23.21		
20	50	50		23.06	23.14	23.24		
20	100	0		23.00	23.15	23.16		
20	1	0	16-QAM	23.26	23.31	23.35	14.64	0.0291
20	1	49		23.33	23.39	23.49		
20	1	99		23.40	23.47	23.47		
20	1	0	64-QAM	22.14	22.18	22.29	13.55	0.0226
20	1	49		22.07	22.31	22.40		
20	1	99		22.36	22.33	22.35		
20	1	0	256-QAM	19.10	19.12	19.31	10.52	0.0113
20	1	49		19.03	19.24	19.37		
20	1	99		19.28	19.27	19.30		
15	1	0	QPSK	24.05	24.18	24.32	15.51	0.0356
15	1	37		24.03	24.18	24.27		
15	1	74		24.07	24.31	24.36		
15	36	0		22.95	23.04	23.24		
15	36	20		22.93	23.04	23.16		
15	36	39		22.96	23.16	23.23		
15	75	0		22.94	23.06	23.22		
15	1	0	16-QAM	23.20	23.39	23.57	14.74	0.0298
15	1	37		23.31	23.35	23.45		
15	1	74		23.25	23.59	23.56		
15	1	0	64-QAM	22.11	22.11	22.40	13.55	0.0226
15	1	37		22.08	22.21	22.20		
15	1	74		22.18	22.36	22.38		
15	1	0	256-QAM	19.06	19.09	19.36	10.52	0.0113
15	1	37		19.11	19.19	19.22		
15	1	74		19.15	19.37	19.36		
Limit	ERP < 3W			Result			Pass	

LTE Band 71 Maximum Average Power [dBm] (GT - LC = -6.7 dB)								
BW [MHz]	RB Size	RB Offset	Mod	Lowest	Middle	Highest	ERP (dBm)	ERP (W)
10	1	0	QPSK	24.00	24.19	24.37	15.52	0.0356
10	1	25		24.07	24.10	24.27		
10	1	49		24.12	24.25	24.37		
10	25	0		23.02	23.17	23.35		
10	25	12		23.05	23.10	23.31		
10	25	25		23.03	23.19	23.38		
10	50	0		23.01	23.10	23.35		
10	1	0	16-QAM	23.22	23.44	23.65	14.80	0.0302
10	1	25		23.28	23.34	23.46		
10	1	49		23.34	23.45	23.54		
10	1	0	64-QAM	22.05	22.02	22.39	13.54	0.0226
10	1	25		22.05	22.22	22.26		
10	1	49		22.09	22.31	22.32		
10	1	0	256-QAM	19.05	19.07	19.38	10.53	0.0113
10	1	25		19.03	19.19	19.15		
10	1	49		19.00	19.26	19.32		
5	1	0	QPSK	23.97	24.17	24.33	15.50	0.0355
5	1	12		23.98	24.05	24.35		
5	1	24		24.07	24.11	24.35		
5	12	0		22.93	23.09	23.30		
5	12	7		22.88	22.96	23.25		
5	12	13		22.97	23.03	23.30		
5	25	0		23.00	23.09	23.37		
5	1	0	16-QAM	23.23	23.36	23.59	14.74	0.0298
5	1	12		23.23	23.26	23.50		
5	1	24		23.35	23.36	23.47		
5	1	0	64-QAM	22.17	22.08	22.33	13.61	0.0230
5	1	12		22.05	22.13	22.29		
5	1	24		22.13	22.22	22.46		
5	1	0	256-QAM	19.03	19.07	19.22	10.56	0.0114
5	1	12		18.95	19.01	19.24		
5	1	24		19.04	19.18	19.41		
Limit	ERP < 3W			Result			Pass	

3.3 Peak-to-Average Ratio

3.3.1 Description of the PAR Measurement

Power Complementary Cumulative Distribution Function (CCDF) curves provide a means for characterizing the power peaks of a digitally modulated signal on a statistical basis. A CCDF curve depicts the probability of the peak signal amplitude exceeding the average power level. Most contemporary measurement instrumentation include the capability to produce CCDF curves for an input signal provided that the instrument's resolution bandwidth can be set wide enough to accommodate the entire input signal bandwidth. In measuring transmissions in this band using an average power technique, the peak-to-average ratio (PAR) of the transmission may not exceed 13 dB.

3.3.2 Test Procedures

The testing follows ANSI C63.26-2015 Section 5.2.6

1. The EUT was connected to spectrum and system simulator via a power divider.
2. Set the CCDF (Complementary Cumulative Distribution Function) option in spectrum analyzer.
3. The highest RF powers were measured and recorded the maximum PAPR level associated with a probability of 0.1 %.
4. Record the deviation as Peak to Average Ratio.

3.4 Occupied Bandwidth

3.4.1 Description of Occupied Bandwidth Measurement

The occupied bandwidth is the width of a frequency band such that, below the lower and above the upper frequency limits, the mean powers emitted are each equal to a specified percentage 0.5% of the total mean transmitted power.

The 26 dB emission bandwidth is defined as the frequency range between two points, one above and one below the carrier frequency, at which the spectral density of the emission is attenuated 26 dB below the maximum in-band spectral density of the modulated signal. Spectral density (power per unit bandwidth) is to be measured with a detector of resolution bandwidth equal to approximately 1.0% of the emission bandwidth.

3.4.2 Test Procedures

The testing follows ANSI C63.26-2015 Section 5.4.3 (26dB) and Section 5.4.4 (99OB)

1. The EUT was connected to spectrum analyzer and system simulator via a power divider.
2. The spectrum analyzer center frequency is set to the nominal EUT channel center frequency. The span range for the spectrum analyzer shall be between two and five times the anticipated OBW.
3. The nominal resolution bandwidth (RBW) shall be in the range of 1 to 5 % of the anticipated OBW, and the VBW shall be at least 3 times the RBW.
4. Set the detection mode to peak, and the trace mode to max hold.
5. Determine the reference value: Set the EUT to transmit a modulated signal. Allow the trace to stabilize. Set the spectrum analyzer marker to the highest level of the displayed trace.
   (this is the reference value)
6. Determine the “-26 dB down amplitude” as equal to (Reference Value – X).
7. Place two markers, one at the lowest and the other at the highest frequency of the envelope of the spectral display such that each marker is at or slightly below the “–X dB down amplitude” determined in step 6. If a marker is below this “-X dB down amplitude” value it shall be placed as close as possible to this value. The OBW is the positive frequency difference between the two markers.
8. Use the 99 % power bandwidth function of the spectrum analyzer and report the measured bandwidth.

3.5 Conducted Band Edge

3.5.1 Description of Conducted Band Edge Measurement

27.53 (c)

For operations in the 776-788 MHz band, the FCC limit is 43 + 10log$_{10}$(P[Watts]) dB below the transmitter power P(Watts) in a 100 kHz bandwidth. However, in the 100 kHz bands immediately outside and adjacent to the frequency block, a resolution bandwidth of at least 30 kHz may be employed. In addition, the power of any unwanted emissions in any 6.25 kHz bandwidth for all frequencies between 763-775 MHz and 793-806 MHz shall be attenuated below the transmitter power, P (dBW), by at least 65 + 10 log10 p(watts), dB, for mobile and portable equipment.

27.53 (g)

For operations in the 600MHz band and 698-746 MHz band, the FCC limit is 43 + 10log10(P[Watts]) dB below the transmitter power P(Watts) in a 100 kHz bandwidth. However, in the 100 kilohertz bands immediately outside and adjacent to a licensee's frequency block, a resolution bandwidth of at least 30 kHz may be employed.

27.53 (h)

For operations in the 1710 – 1755 MHz band, 1755-1780 MHz, the FCC limit is 43 + 10log10(P[Watts]) dB below the transmitter power P(Watts) in a 1 MHz bandwidth. However, in the 1MHz bands immediately outside and adjacent to the licensee's frequency block, a resolution bandwidth of at least one percent of the emission bandwidth of the fundamental emission of the transmitter may be employed.

27.53(m)(4)

For mobile digital stations, the attenuation factor shall be not less than 40 + 10 log (P) dB on all frequencies between the channel edge and 5 megahertz from the channel edge, 43 + 10 log (P) dB on all frequencies between 5 megahertz and X megahertz from the channel edge, and 55 + 10 log (P) dB on all frequencies more than X megahertz from the channel edge, where X is the greater of 6 megahertz or the actual emission bandwidth as defined in paragraph (m)(6) of this section. In addition, the attenuation factor shall not be less that 43 + 10 log (P) dB on all frequencies between 2490.5 MHz and 2496 MHz and 55 + 10 log (P) dB at or below 2490.5 MHz. Mobile Satellite Service licensees operating on frequencies below 2495 MHz may also submit a documented interference complaint against BRS licensees operating on channel BRS Channel 1 on the same terms and conditions as adjacent channel BRS or EBS licensees.

27.53 (a)(4)

For mobile and portable stations operating in the 2305-2315 MHz and 2350-2360 MHz bands:

(i) By a factor of not less than: 43 + 10 log (P) dB on all frequencies between 2305 and 2320 MHz and on all frequencies between 2345 and 2360 MHz that are outside the licensed band(s) of operation, not less than 55 + 10 log (P) dB on all frequencies between 2320 and 2324 MHz and on all frequencies between 2341 and 2345 MHz, not less than 61 + 10 log (P) dB on all frequencies between 2324 and 2328 MHz and on all frequencies between 2337 and 2341 MHz, and not less than 67 + 10 log (P) dB on all frequencies between 2328 and 2337 MHz.

(ii) By a factor of not less than 43 + 10 log (P) dB on all frequencies between 2300 and 2305 MHz, 55 + 10 log (P) dB on all frequencies between 2296 and 2300 MHz, 61 + 10 log (P) dB on all frequencies between 2292 and 2296 MHz, 67 + 10 log (P) dB on all frequencies between 2288 and 2292 MHz, and 70 + 10 log (P) dB below 2288 MHz.

(iii) By a factor of not less than 43 + 10 log (P) dB on all frequencies between 2360 and 2365 MHz, and not less than 70 + 10 log (P) dB above 2365 MHz.

3.5.2 Test Procedures

The testing follows FCC KDB 971168 D01 v03r01 Section 6.1.

1. The EUT was connected to spectrum analyzer and system simulator via a power divider.
2. The band edges of low and high channels for the highest RF powers were measured.
3. Set RBW >= 1% EBW in the 1MHz band immediately outside and adjacent to the band edge.
4. Beyond the 1 MHz band from the band edge, RBW=1MHz was used.
5. Set spectrum analyzer with RMS detector.
6. The RF fundamental frequency should be excluded against the limit line in the operating frequency band.
7. Checked that all the results comply with the emission limit line.

3.6 Conducted Spurious Emission

3.6.1 Description of Conducted Spurious Emission Measurement

The power of any emission outside of the authorized operating frequency ranges must be lower than the transmitter power (P) by a factor of at least 43 + 10 log (P) dB.

For LTE Band 30

The power of any emission outside of the authorized operating frequency ranges must be lower than the transmitter power (P) by a factor of at least 70 + 10 log (P) dB.

For LTE Band 7, 38, 41

The power of any emission outside of the authorized operating frequency ranges must be lower than the transmitter power (P) by a factor of at least 55 + 10 log (P) dB.

It is measured by means of a calibrated spectrum analyzer and scanned from 30 MHz up to a frequency including its 10th harmonic.

3.6.2 Test Procedures

The testing follows FCC KDB 971168 D01 v03r01 Section 6.1.

1. The EUT was connected to spectrum analyzer and system simulator via a power divider.
2. The RF output of EUT was connected to the spectrum analyzer by RF cable and attenuator. The path loss was compensated to the results for each measurement.
3. The conducted spurious emission for the whole frequency range was taken.
4. Make the measurement with the spectrum analyzer's RBW = 100 kHz if the authorized frequency band/block is at or below 1 GHz and 1 MHz if the authorized frequency band/block is above 1 GH, VBW = 3 * RBW.
5. Set spectrum analyzer with RMS detector.
6. Taking the record of maximum spurious emission.
7. The RF fundamental frequency should be excluded against the limit line in the operating frequency band.
8. The limit line is derived from 43 + 10log(P)dB below the transmitter power P(Watts)

For LTE Band 30

The limit line is derived from 70 + 10log(P)dB below the transmitter power P(Watts)

For LTE Band 7, 38, 41

The limit line is derived from 55 + 10log(P)dB below the transmitter power P(Watts)

3.7 Frequency Stability

3.7.1 Description of Frequency Stability Measurement

24.235 , 27.54,

The frequency stability shall be sufficient to ensure that the fundamental emission stays within the authorized frequency block.

22.355

The frequency stability shall be measured by variation of ambient temperature and variation of primary supply voltage to ensure that the fundamental emission stays within the authorized frequency block. The frequency stability of the transmitter shall be maintained within ±0.00025% (±2.5ppm) of the center frequency.

90.593

Transmitters designed to operate in 769-775 MHz and 799-805 MHz frequency bands must meet the frequency stability requirements in this section.

The frequency stability of mobile, portable and control transmitters operating in the wideband segment must be 1.25 parts per million or better when AFC is locked to a base station.

3.7.2 Test Procedures for Temperature Variation

The testing follows FCC KDB 971168 D01 v03r01 Section 9.0.

1. The EUT was set up in the thermal chamber and connected with the system simulator.
2. With power OFF, the temperature was decreased to -30°C and the EUT was stabilized before testing. Power was applied and the maximum change in frequency was recorded within one minute.
3. With power OFF, the temperature was raised in 10°C step up to 50°C. The EUT was stabilized at each step for at least half an hour. Power was applied and the maximum frequency change was recorded within one minute.

3.7.3 Test Procedures for Voltage Variation

The testing follows FCC KDB 971168 D01 v03r01 Section 9.0.

1. The EUT was placed in a temperature chamber at 20±5° C and connected with the system simulator.
2. The power supply voltage to the EUT was varied from 85% to 115% of the nominal value measured at the input to the EUT.
3. The variation in frequency was measured for the worst case.

4 Radiated Test Items

4.1 Measuring Instruments

See list of measuring instruments of this test report.

4.1.1 Test Setup

For radiated test below 30MHz

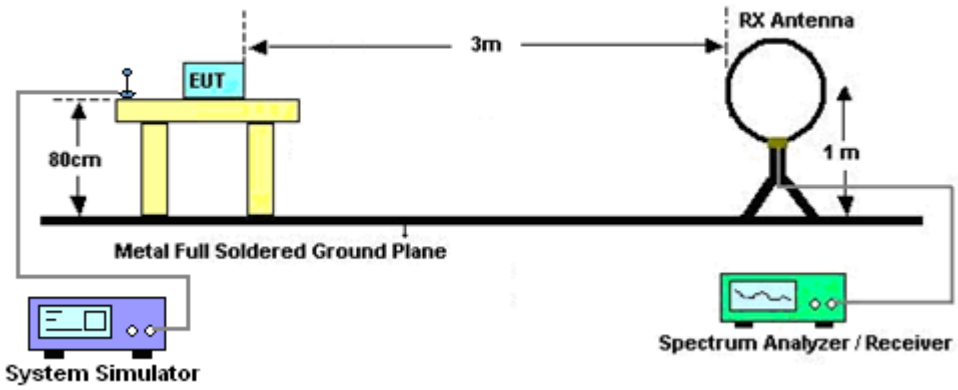

For radiated test from 30MHz to 1GHz

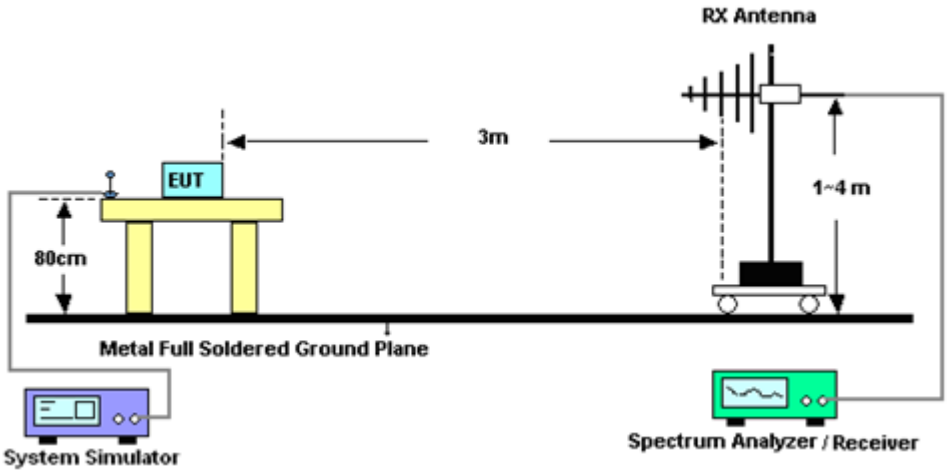

For radiated test from 1GHz to 18GHz

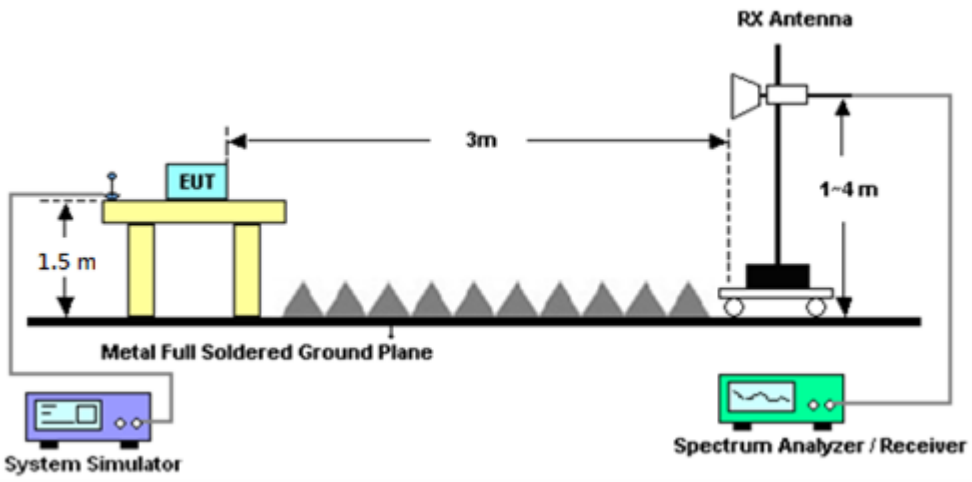

For radiated test above 18GHz

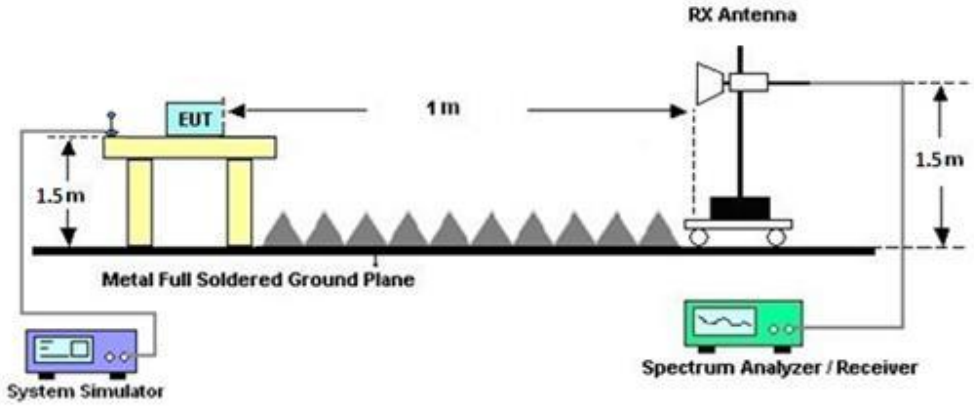

4.1.2 Test Result of Radiated Test

Please refer to Appendix B.

Note:

The low frequency, which started from 9 kHz to 30MHz, was pre-scanned and the result which was 20dB lower than the limit line was not reported.

There is adequate comparison measurement of both open-field test site and alternative test site - semi-Anechoic chamber according to 414788 D01 Radiated Test Site v01r01, and the result came out very similar.

4.2 Radiated Spurious Emission Measurement

4.2.1 Description of Radiated Spurious Emission Measurement

The radiated spurious emission was measured by substitution method according to ANSI C63.26-2015. The power of any emission outside of the authorized operating frequency ranges must be attenuated below the transmitter power (P) by a factor of at least 43 + 10 log (P) dB.

For LTE Band 7, 38, 41

The power of any emission outside of the authorized operating frequency ranges must be attenuated below the transmitter power (P) by a factor of at least 55 + 10 log (P) dB.

For LTE Band 13

For operations in the 746-758 MHz, 775-788 MHz, and 805-806 MHz bands, emissions in the band 1559-1610 MHz shall be limited to −70 dBW/MHz equivalent isotropically radiated power (EIRP) for wideband signals, and −80 dBW EIRP for discrete emissions of less than 700 Hz bandwidth.

For LTE Band 30

The power of any emission outside of the authorized operating frequency ranges must be attenuated below the transmitter power (P) by a factor of at least 70 + 10 log (P) dB.

The spectrum is scanned from 30 MHz up to a frequency including its 10th harmonic.

4.2.2 Test Procedures

The testing follows FCC KDB 971168 D01 v03r01 Section 7 and ANSI C63.26-2015 section 5.5.4 Radiated measurement using the field strength method.

The EUT was placed on a turntable with 0.8 meter for frequency below 1GHz and 1.5 meter for frequency above 1GHz respectively above ground.

1. The EUT was set 3 meters from the receiving antenna, which was mounted on the antenna tower.
2. The table was rotated 360 degrees to determine the position of the highest spurious emission.
3. The height of the receiving antenna is varied between one meter and four meters to search the maximum spurious emission for both horizontal and vertical polarizations.
4. Make the measurement with the spectrum analyzer's RBW = 1MHz, VBW = 3MHz, taking the record of maximum spurious emission.
5. To convert spectrum reading E(dBuV/m) to EIRP(dBm)
6. EIRP(dBm) = Level (dBuV/m) + 20log(d) -104.77, where d is the distance at which filed strength limit is specified in the rules
7. Field Strength Level (dBm) = Spectrum Reading (dBm) + Antenna Factor + Cable Loss + Read Level - Preamp Factor.
8. ERP (dBm) = EIRP (dBm) - 2.15
9. The RF fundamental frequency should be excluded against the limit line in the operating frequency band.

5 List of Measuring Equipment

Instrument	Brand Name	Model No.	Serial No.	Characteristics	Calibration Date	Test Date	Due Date	Remark
EMI Test Receiver	Keysight	N9038B	MY62210111	N/A	Aug. 29, 2025	Dec. 05, 2025~ Mar. 24, 2026	Aug. 28, 2026	Radiation (03CH20-HY)
Loop Antenna	Rohde & Schwarz	HFH2-Z2E	101108	9 kHz~30 MHz	Dec. 18, 2024	Dec. 05, 2025~ Dec. 10, 2025	Dec. 17, 2025	Radiation (03CH20-HY)
Loop Antenna	Rohde & Schwarz	HFH2-Z2E	101108	9 kHz~30 MHz	Dec. 11, 2025	Dec. 11, 2025~ Mar. 24, 2026	Dec. 10, 2026	Radiation (03CH20-HY)
Preamplifier	EMEC	EM18G40G	060801	18GHz~40GHz	May. 26, 2025	Dec. 05, 2025~ Mar. 24, 2026	May. 25, 2026	Radiation (03CH20-HY)
Preamplifier	EMEC	EM18G40G	060871	18GHz~40GHz	Aug. 25, 2025	Dec. 05, 2025~ Mar. 24, 2026	Aug. 24, 2026	Radiation (03CH20-HY)
Controller	ChainTek	3000-1	N/A	Control Turn table & Ant Mast	N/A	Dec. 05, 2025~ Mar. 24, 2026	N/A	Radiation (03CH20-HY)
Antenna Mast	ChainTek	MBS-520-1	N/A	1m~4m	N/A	Dec. 05, 2025~ Mar. 24, 2026	N/A	Radiation (03CH20-HY)
Turn Table	ChainTek	T-200-S-1	N/A	0~360 Degree	N/A	Dec. 05, 2025~ Mar. 24, 2026	N/A	Radiation (03CH20-HY)
Signal Analyzer	Keysight	N9010B	MY54200485	N/A	Aug. 27, 2025	Dec. 05, 2025~ Dec. 09, 2026	Aug. 26, 2026	Radiation (03CH20-HY)
Signal Analyzer	Keysight	N9010B	MY60240520	N/A	Dec. 10, 2025	Dec. 10, 2025~ Mar. 24, 2026	Dec. 09, 2026	Radiation (03CH20-HY)
Bilog Antenna	TESEQ	CBL 6111D&00800N1D01N-06	55606 & 08	30MHz~1GHz	Nov. 26, 2025	Dec. 05, 2025~ Mar. 24, 2026	Nov. 25, 2026	Radiation (03CH20-HY)
Horn Antenna	SCHWARZBECK	BBHA 9120 D	02360	1GHz-18GHz	Nov. 05, 2025	Dec. 05, 2025~ Mar. 24, 2026	Nov. 04, 2026	Radiation (03CH20-HY)
SHF-EHF Horn Antenna	SCHWARZBECK	BBHA 9170	1223	18GHz-40GHz	Jul. 02, 2025	Dec. 05, 2025~ Mar. 24, 2026	Jul. 01, 2026	Radiation (03CH20-HY)
SHF-EHF Horn Antenna	SCHWARZBECK	BBHA 9170	1224	18GHz-40GHz	Jul. 02, 2025	Dec. 05, 2025~ Mar. 24, 2026	Jul. 01, 2026	Radiation (03CH20-HY)
Preamplifier	COM-POWER	PAM-103	18020201	1MHz-1000MHz	Dec. 31, 2024	Dec. 05, 2025~ Dec. 29, 2025	Dec. 30, 2025	Radiation (03CH20-HY)
Preamplifier	COM-POWER	PAM-103	18020201	1MHz-1000MHz	Dec. 30, 2025	Dec. 30, 2025~ Mar. 24, 2026	Dec. 29, 2026	Radiation (03CH20-HY)
Amplifier	EMCI	EMC118A45SE	980792	N/A	Nov. 11, 2025	Dec. 05, 2025~ Mar. 24, 2026	Nov. 10, 2026	Radiation (03CH20-HY)

Instrument	Brand Name	Model No.	Serial No.	Characteristics	Calibration Date	Test Date	Due Date	Remark
SHF-EHF Horn Antenna	SCHWARZBECK	BBHA 9170	1223	18GHz-40GHz	Jul. 02, 2025	Dec. 05, 2025~ Mar. 24, 2026	Jul. 01, 2026	Radiation (03CH20-HY)
SHF-EHF Horn Antenna	SCHWARZBECK	BBHA 9170	1224	18GHz-40GHz	Jul. 02, 2025	Dec. 05, 2025~ Mar. 24, 2026	Jul. 01, 2026	Radiation (03CH20-HY)
Preamplifier	COM-POWER	PAM-103	18020201	1MHz-1000MHz	Dec. 31, 2024	Dec. 05, 2025~ Dec. 29, 2025	Dec. 30, 2025	Radiation (03CH20-HY)
Preamplifier	COM-POWER	PAM-103	18020201	1MHz-1000MHz	Dec. 30, 2025	Dec. 30, 2025~ Mar. 24, 2026	Dec. 29, 2026	Radiation (03CH20-HY)
Amplifier	EMCI	EMC118A45SE	980792	N/A	Nov. 11, 2025	Dec. 05, 2025~ Mar. 24, 2026	Nov. 10, 2026	Radiation (03CH20-HY)
RF Cable	HUBER + SUHNER	SUCOFLEX 102	519229/2,804015/2,804027/2	N/A	Jan. 16, 2025	Dec. 05, 2025~ Jan. 14, 2026	Jan. 15, 2026	Radiation (03CH20-HY)
RF Cable	HUBER + SUHNER	SUCOFLEX 102	519229/2,804015/2,804027/2	N/A	Jan. 15, 2026	Jan. 15, 2025~ Mar. 24, 2026	Jan. 14, 2027	Radiation (03CH20-HY)
Hygrometer	TECPEL	DTM-303A	TP211568	N/A	Oct. 21, 2025	Dec. 05, 2025~ Mar. 24, 2026	Oct. 20, 2026	Radiation (03CH20-HY)
Software	Audix	N/A	RK-002156	N/A	N/A	Dec. 05, 2025~ Mar. 24, 2026	N/A	Radiation (03CH20-HY)
LOOP Antenna	Rohde & Schwarz	HFH2-Z2	100315	9 kHz~30 MHz	Mar. 06, 2025	Jan. 18, 2026~ Mar. 03, 2026	Mar. 05, 2026	Radiation (03CH21-HY)
Bilog Antenna	TESEQ & WOKEN	CBL 6111D & 00802N1D-06	63303 & 001	30MHz~1GHz	Nov. 26, 2025	Jan. 18, 2026~ Mar. 03, 2026	Nov. 25, 2026	Radiation (03CH21-HY)
Double Ridged Guide Horn Antenna	RFSPIN	DRH18-E	LE2C03A18EN	1GHz~18GHz	Aug. 07, 2025	Jan. 18, 2026~ Mar. 07, 2026	Aug. 06, 2026	Radiation (03CH21-HY)
SHF-EHF Horn Antenna	SCHWARZBECK	BBHA 9170	1223	18GHz~40GHz	Jul. 02, 2025	Jan. 18, 2026~ Mar. 07, 2026	Jul. 01, 2026	Radiation (03CH21-HY)
Amplifier	SONOMA	310N	421580	30MHz~1GHz	Jul. 13, 2025	Jan. 18, 2026~ Mar. 03, 2026	Jul. 12, 2026	Radiation (03CH21-HY)
Amplifier	EMEC	EM01G18GA	060876	1GHz~18GHz	Sep. 26, 2025	Jan. 18, 2026~ Mar. 07, 2026	Sep. 25, 2026	Radiation (03CH21-HY)
Preamplifier	EMEC	EM18G40G	060873	18GHz~40GHz	Aug. 26, 2025	Jan. 18, 2026~ Mar. 07, 2026	Aug. 25, 2026	Radiation (03CH21-HY)
EXA Signal Analyzer	Keysight	N9010B	MY62170358	10Hz~44GHz	Sep. 09, 2025	Jan. 18, 2026~ Mar. 07, 2026	Sep. 08, 2026	Radiation (03CH21-HY)
RF Cable	HUBER + SUHNER	SUCOFLEX 102	803951/2	9kHz~30MHz	Mar. 05, 2025	Jan. 18, 2026~ Mar. 03, 2026	Mar. 04, 2026	Radiation (03CH21-HY)
RF Cable	HUBER + SUHNER	SUCOFLEX 102	804397/2,804612/2,803954/2	30MHz~40GHz	Aug. 11, 2025	Jan. 18, 2026~ Mar. 07, 2026	Aug. 10, 2026	Radiation (03CH21-HY)
RF Cable	EMCI	EMC101Y-KM-KM-1000	240906	30MHz~40GHz	Oct. 21, 2025	Jan. 18, 2026~ Mar. 07, 2026	Oct. 20, 2026	Radiation (03CH21-HY)
Hygrometer	TECPEL	DTM-303A	TP211568	N/A	Oct. 21, 2025	Jan. 18, 2026~ Mar. 07, 2026	Oct. 20, 2026	Radiation (03CH21-HY)
Controller	EMEC	EM 1000	N/A	Control Turn table & Ant Mast	N/A	Jan. 18, 2026~ Mar. 07, 2026	N/A	Radiation (03CH21-HY)
Antenna Mast	EMEC	AM-BS-4500-B	N/A	1~4m	N/A	Jan. 18, 2026~ Mar. 07, 2026	N/A	Radiation (03CH21-HY)

Instrument	Brand Name	Model No.	Serial No.	Characteristics	Calibration Date	Test Date	Due Date	Remark
Turn Table	EMEC	TT 2000	N/A	0~360 Degree	N/A	Jan. 18, 2026~ Mar. 07, 2026	N/A	Radiation (03CH21-HY)
Software	Audix	E3 6.2009-8-24	RK-001053	N/A	N/A	Jan. 18, 2026~ Mar. 07, 2026	N/A	Radiation (03CH21-HY)
Radio Communication Analyzer	Anritsu	MT8821C	6262025341	LTE FDD/TDD LTE-2CC ULCA/DLCA	Sep. 16, 2025	Nov. 18, 2025~ May. 27, 2026	Sep. 15, 2026	Conducted (TH05-HY)
DC Power Supply	GW Instek	GPE-2323	GET861546	0V~64V ; 0A~6A	Jun. 03, 2025	Nov. 18, 2025~ May. 27, 2026	Jun. 02, 2026	Conducted (TH05-HY)
Coupler	MVE	MVE4816	#Z	0.009MHz-18GHz	Oct. 16, 2025	Nov. 18, 2025~ May. 27, 2026	Oct. 15, 2026	Conducted (TH05-HY)
Spectrum Analyzer	Rohde & Schwarz	FSV40	101907	10Hz~40GHz	Aug. 25, 2025	Nov. 18, 2025~ May. 27, 2026	Aug. 24, 2026	Conducted (TH05-HY)
Thermal Chamber	ESPEC	SU-241	92003713	-30℃ ~95℃	May. 12, 2025	Nov. 18, 2025~ Feb. 10, 2026	May. 11, 2026	Conducted (TH05-HY)
Power divider	Anritsu	K241C	2143398	9KHz~40GHz	Jun. 13,2025	Nov. 18, 2025~ May. 27, 2026	Jun. 12,2026	Conducted (TH05-HY)
Software	Sporton	LTE Conducted Test Tools	N/A	Conducted Test Item	N/A	Nov. 18, 2025~ May. 27, 2026	N/A	Conducted (TH05-HY)
Hygrometer	TECPEL	DTM-303B	TP200886	-10 ~ 50°C / 20 ~ 95%RH	Mar. 03,2025	Nov. 18, 2025~ Feb. 10, 2026	Mar. 02,2026	Conducted (TH05-HY)
Hygrometer	TECPEL	DTM-303B	TP200886	-10 ~ 50°C / 20 ~ 95%RH	Mar. 04,2026	May. 25, 2026~ May. 27, 2026	Mar. 03,2027	Conducted (TH05-HY)

6 Measurement Uncertainty

<03CH20-HY>

Uncertainty of Radiated Emission Measurement (30 MHz ~ 1000 MHz)

Measuring Uncertainty for a Level of Confidence of 95% (U = 2Uc(y))	6.50 dB

Uncertainty of Radiated Emission Measurement (1 GHz ~ 6 GHz)

Measuring Uncertainty for a Level of Confidence of 95% (U = 2Uc(y))	4.70 dB

Uncertainty of Radiated Emission Measurement (6 GHz ~ 18 GHz)

Measuring Uncertainty for a Level of Confidence of 95% (U = 2Uc(y))	5.70 dB

Uncertainty of Radiated Emission Measurement (18 GHz ~ 40 GHz)

Measuring Uncertainty for a Level of Confidence of 95% (U = 2Uc(y))	5.20 dB

<03CH21-HY>

Uncertainty of Radiated Emission Measurement (30 MHz ~ 1000 MHz)

Measuring Uncertainty for a Level of Confidence of 95% (U = 2Uc(y))	6.40 dB

Uncertainty of Radiated Emission Measurement (1 GHz ~ 6 GHz)

Measuring Uncertainty for a Level of Confidence of 95% (U = 2Uc(y))	4.80 dB

Uncertainty of Radiated Emission Measurement (6 GHz ~ 18 GHz)

Measuring Uncertainty for a Level of Confidence of 95% (U = 2Uc(y))	4.80 dB

Uncertainty of Radiated Emission Measurement (18 GHz ~ 40 GHz)

Measuring Uncertainty for a Level of Confidence of 95% (U = 2Uc(y))	5.30 dB

LTE Band 4

Peak-to-Average Ratio

Mode	LTE Band 4 / 20MHz				
Mod.	QPSK	16QAM	64QAM	256QAM	Limit: 13dB
RB Size	Full RB	Full RB	Full RB	Full RB	Result
Middle CH	4.41	5.39	6.46	6.87	PASS

Mode	LTE Band 4 / 1.4MHz		
Mod.	QPSK	16QAM	Limit: 13dB
RB Size	Full RB	Full RB	Result
Middle CH	5.30	6.58	PASS
Mode	LTE Band 4 / 3MHz		
Mod.	QPSK	16QAM	Limit: 13dB
RB Size	Full RB	Full RB	Result
Middle CH	4.41	5.51	PASS
Mode	LTE Band 4 / 5MHz		
Mod.	QPSK	16QAM	Limit: 13dB
RB Size	Full RB	Full RB	Result
Middle CH	4.96	5.45	PASS
Mode	LTE Band 4 / 10MHz		
Mod.	QPSK	16QAM	Limit: 13dB
RB Size	Full RB	Full RB	Result
Middle CH	4.64	5.91	PASS
Mode	LTE Band 4 / 15MHz		
Mod.	QPSK	16QAM	Limit: 13dB
RB Size	Full RB	Full RB	Result
Middle CH	5.04	5.54	PASS

LTE Band 4 / 20MHz / QPSK	LTE Band 4 / 20MHz / 16QAM
Middle Channel / Full RB	**Middle Channel / Full RB**
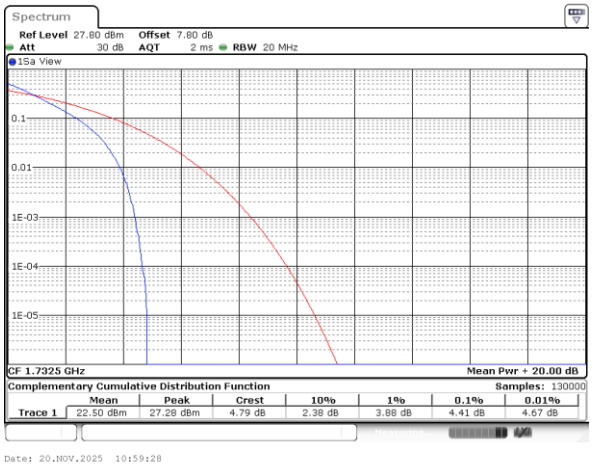	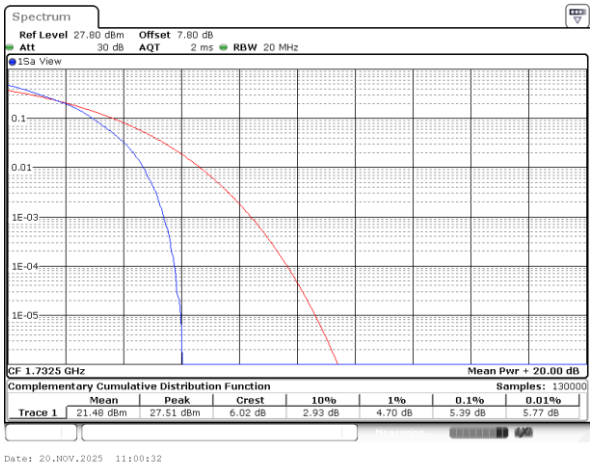
LTE Band 4 / 20MHz / 64QAM	**LTE Band 4 / 20MHz / 256QAM**
Middle Channel / Full RB	**Middle Channel / Full RB**
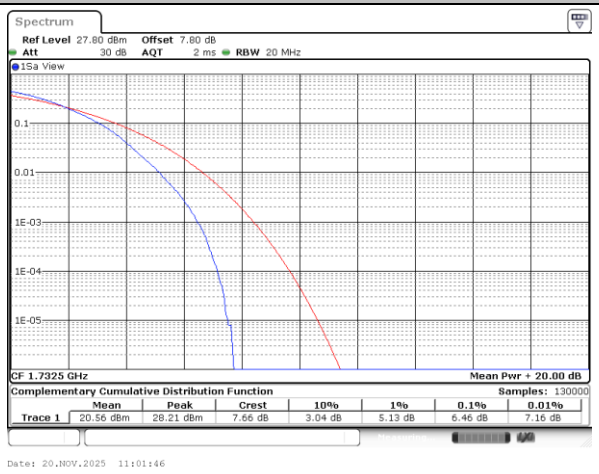	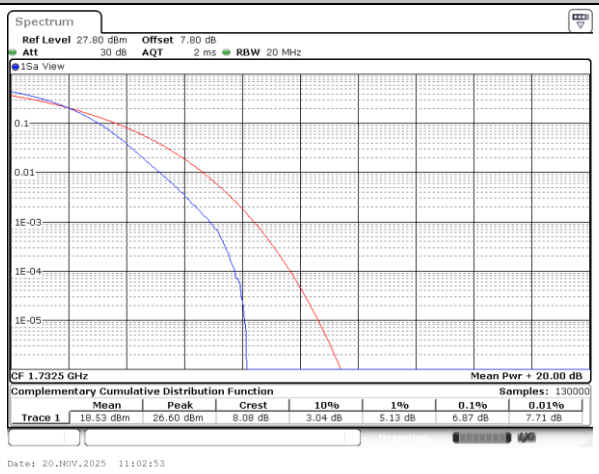

LTE Band 4 / 1.4MHz / QPSK	LTE Band 4 / 1.4MHz / 16QAM
Middle Channel / Full RB	Middle Channel / Full RB
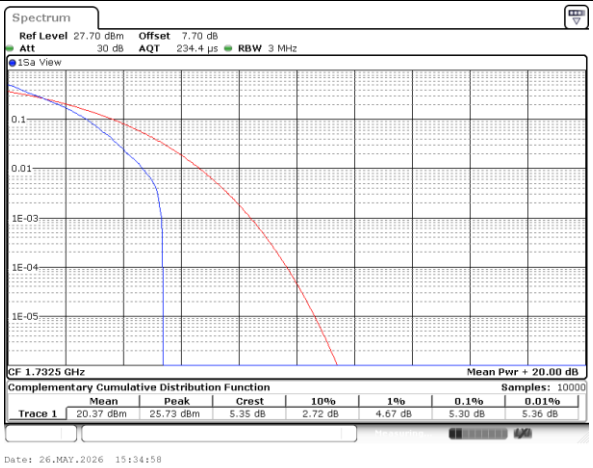	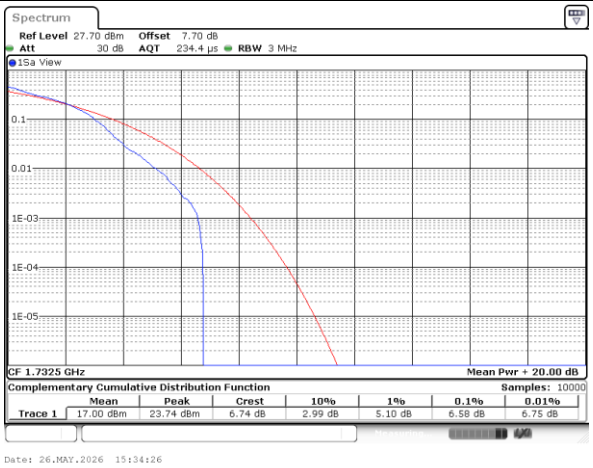
LTE Band 4 / 3MHz / QPSK	LTE Band 4 / 3MHz / 16QAM
Middle Channel / Full RB	Middle Channel / Full RB
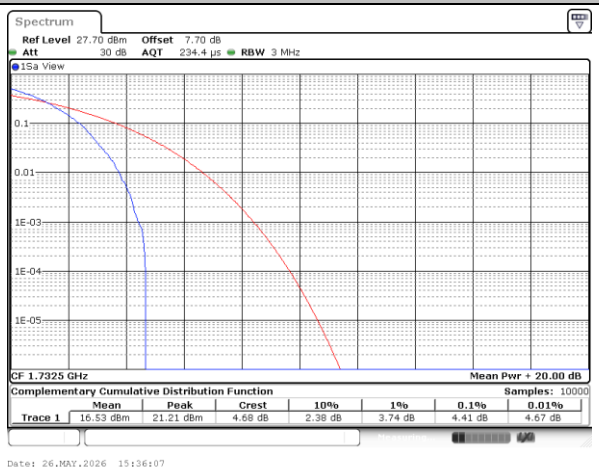	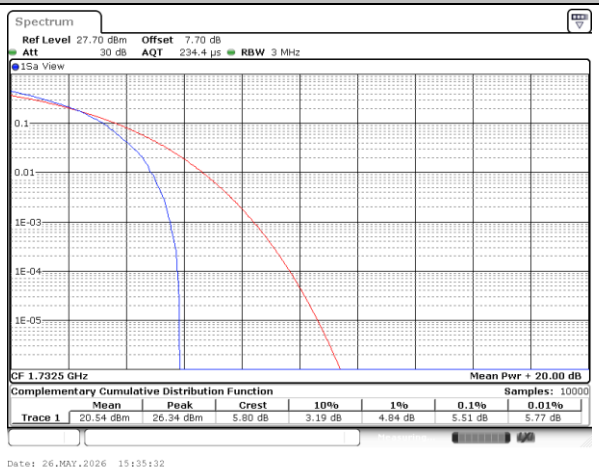

LTE Band 4 / 5MHz / QPSK	LTE Band 4 / 5MHz / 16QAM
Middle Channel / Full RB	**Middle Channel / Full RB**
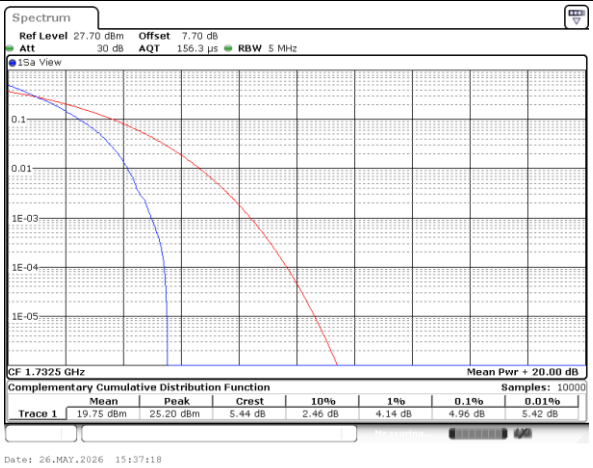	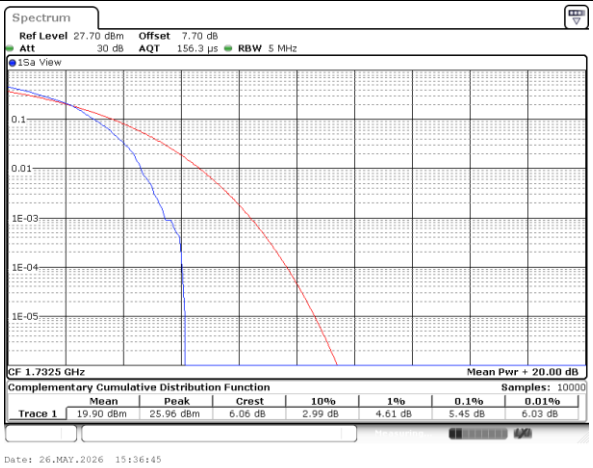

LTE Band 4 / 10MHz / QPSK	LTE Band 4 / 10MHz / 16QAM
Middle Channel / Full RB	**Middle Channel / Full RB**
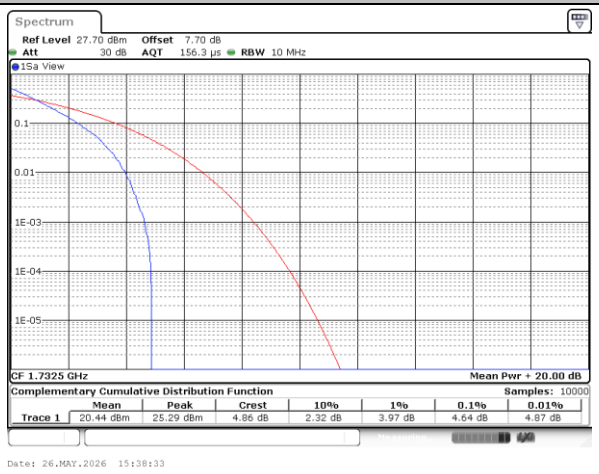	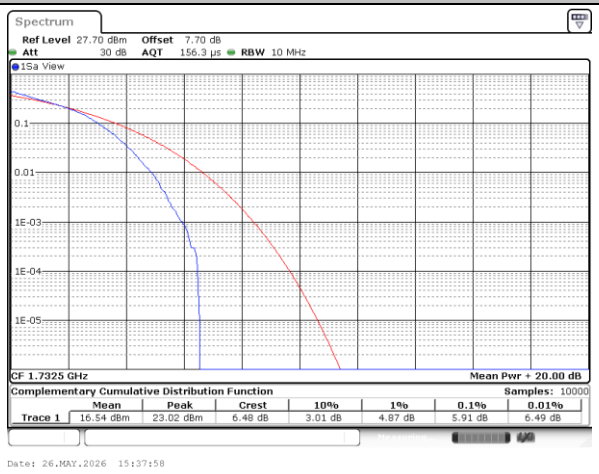

LTE Band 4	
LTE Band 4 / 15MHz / QPSK	LTE Band 4 / 15MHz / 16QAM
Middle Channel / Full RB	Middle Channel / Full RB
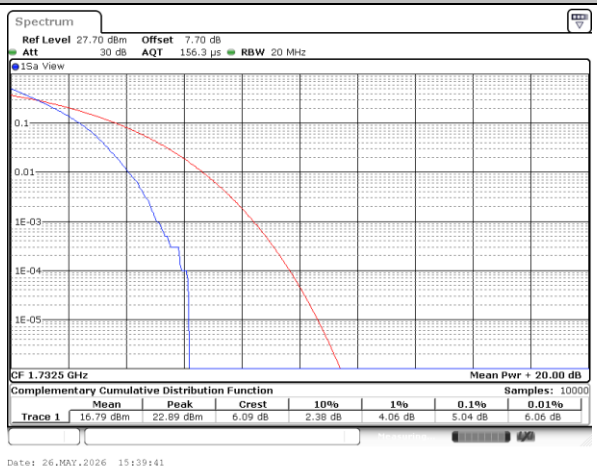	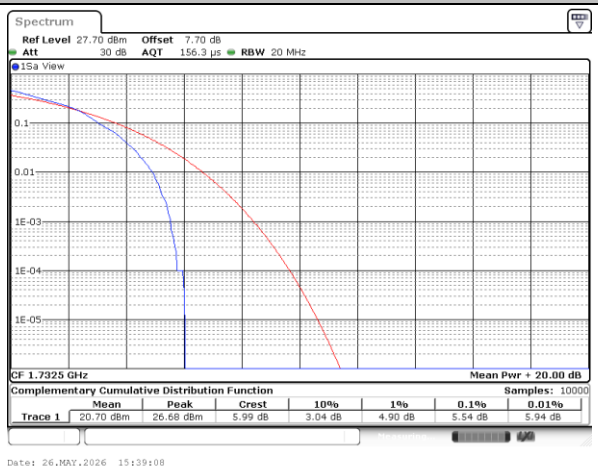

26dB Bandwidth

Mode	LTE Band 4 : 26dB BW(MHz)											
BW	1.4MHz		3MHz		5MHz		10MHz		15MHz		20MHz	
Mod.	QPSK	16QAM	QPSK	16QAM	QPSK	16QAM	QPSK	16QAM	QPSK	16QAM	QPSK	16QAM
Middle CH	1.28	1.29	3.01	2.97	4.94	4.89	9.72	9.76	14.16	14.37	18.88	18.84

LTE Band 4

Middle Channel / 1.4MHz / QPSK

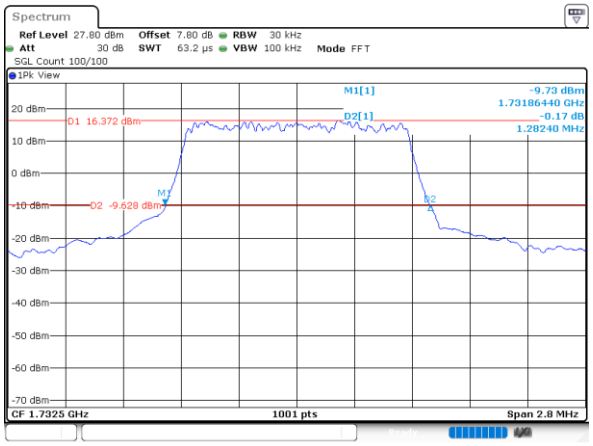

Middle Channel / 1.4MHz / 16QAM

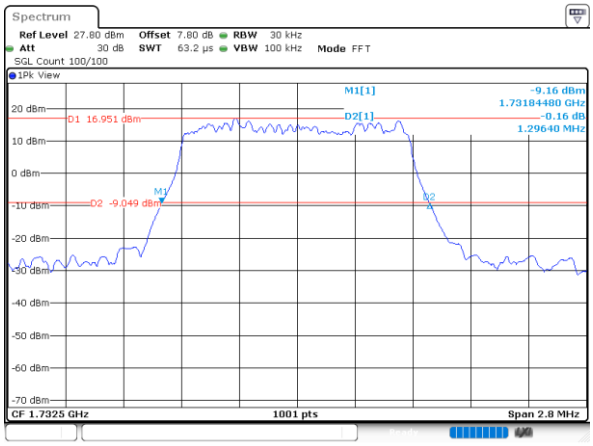

Middle Channel / 3MHz / QPSK

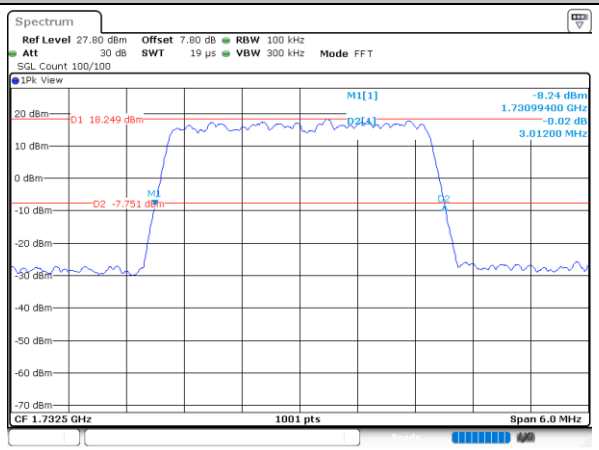

Middle Channel / 3MHz / 16QAM

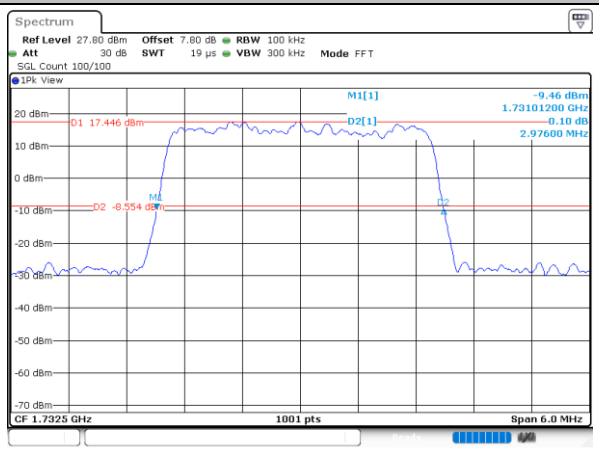

Middle Channel / 5MHz / QPSK

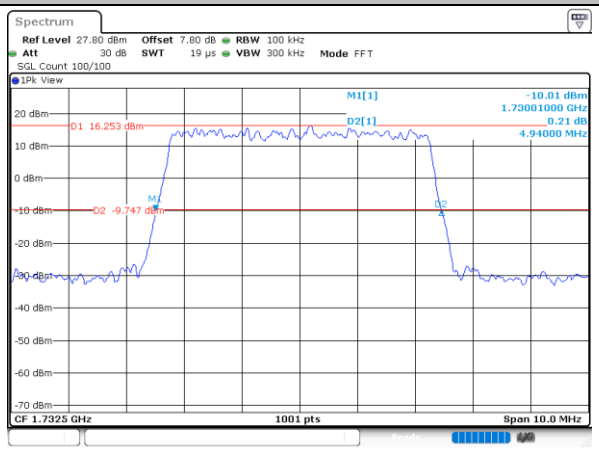

Middle Channel / 5MHz / 16QAM

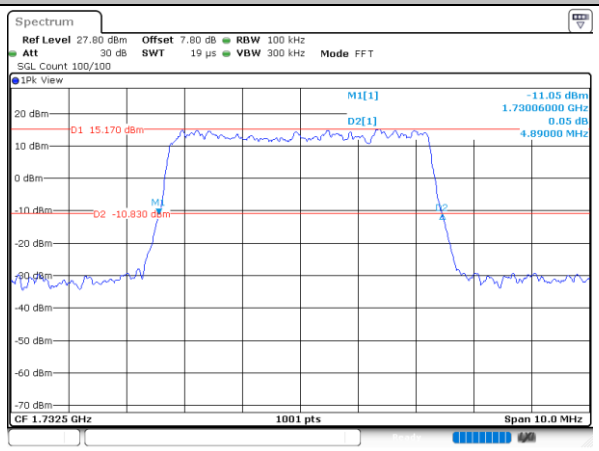

LTE Band 4

Middle Channel / 10MHz / QPSK

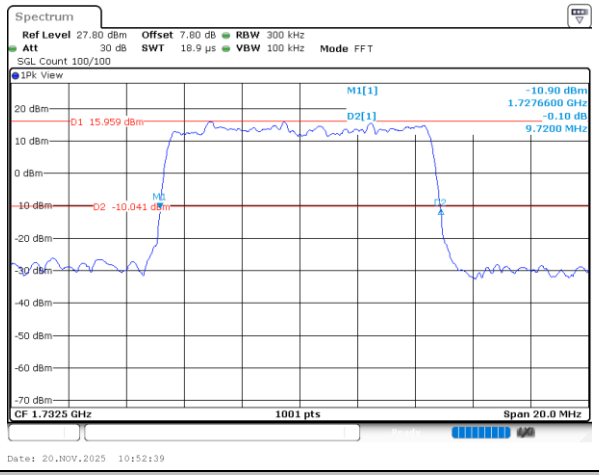

Middle Channel / 10MHz / 16QAM

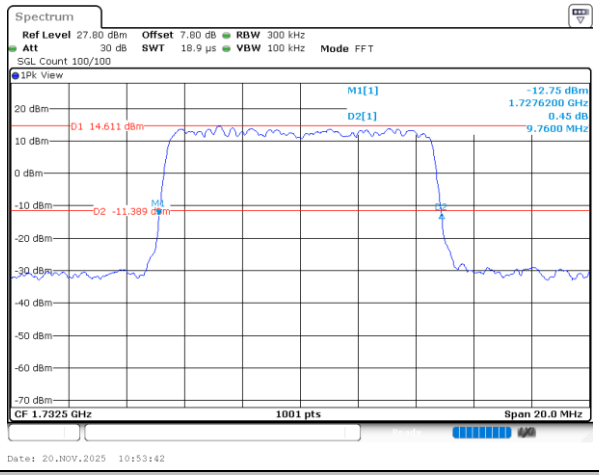

Middle Channel / 15MHz / QPSK

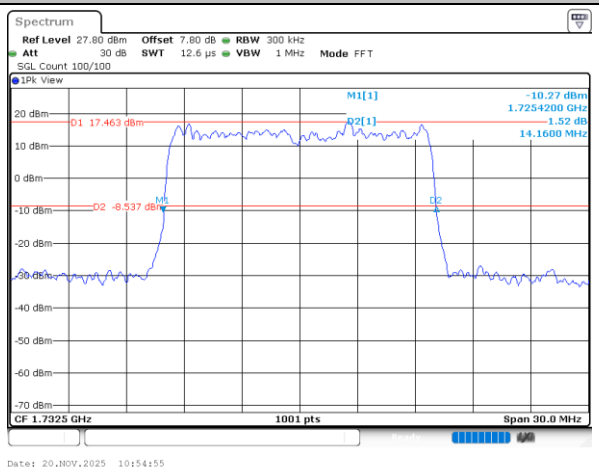

Middle Channel / 15MHz / 16QAM

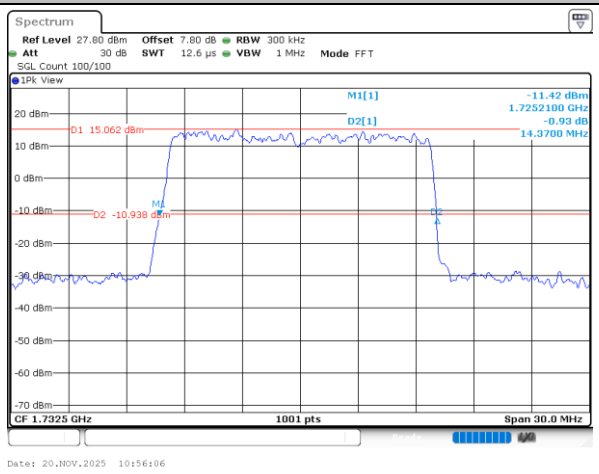

Middle Channel / 20MHz / QPSK

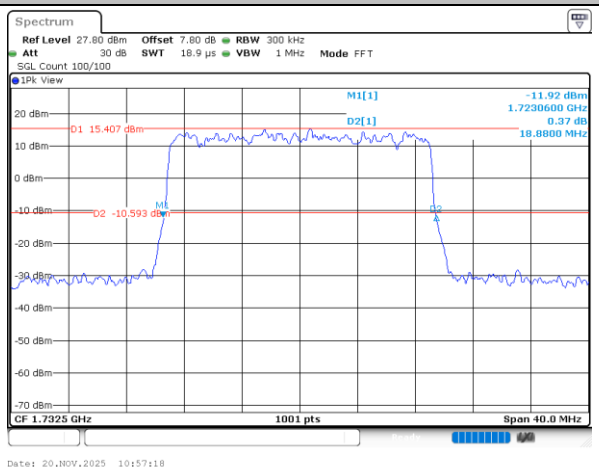

Middle Channel / 20MHz / 16QAM

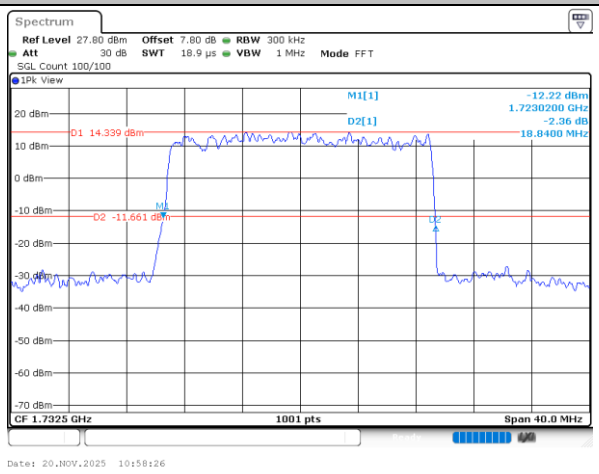

Occupied Bandwidth

Mode	LTE Band 4 : 99%OBW(MHz)											
BW	1.4MHz		3MHz		5MHz		10MHz		15MHz		20MHz	
Mod.	QPSK	16QAM	QPSK	16QAM	QPSK	16QAM	QPSK	16QAM	QPSK	16QAM	QPSK	16QAM
Middle CH	1.09	1.08	2.73	2.70	4.49	4.48	9.08	9.03	13.45	13.44	17.90	17.86

LTE Band 4

Middle Channel / 1.4MHz / QPSK

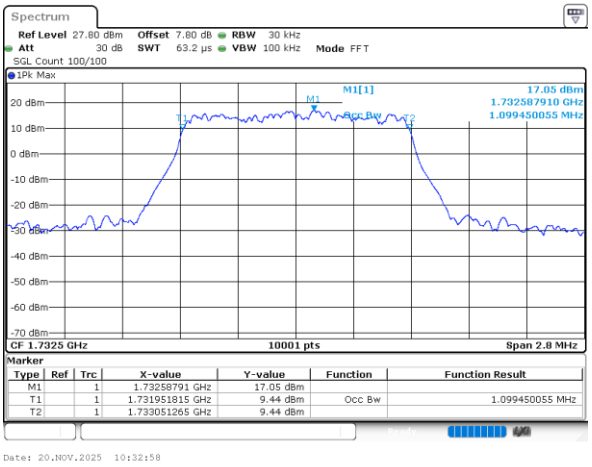

Middle Channel / 1.4MHz / 16QAM

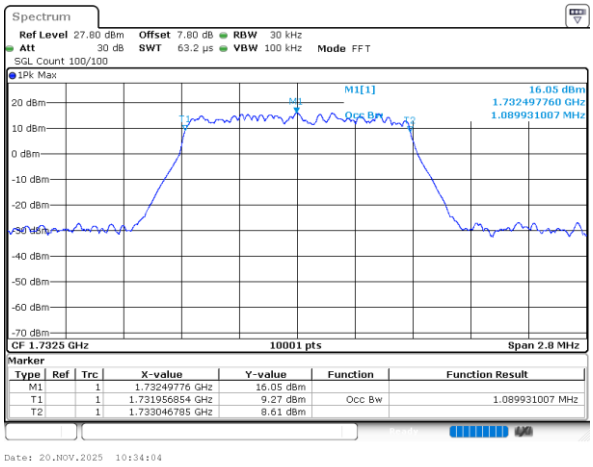

Middle Channel / 3MHz / QPSK

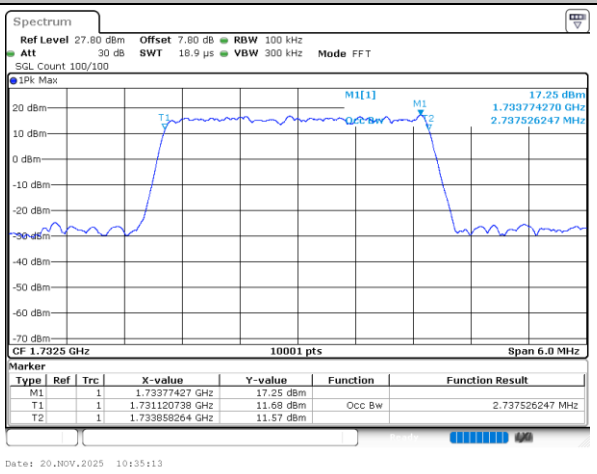

Middle Channel / 3MHz / 16QAM

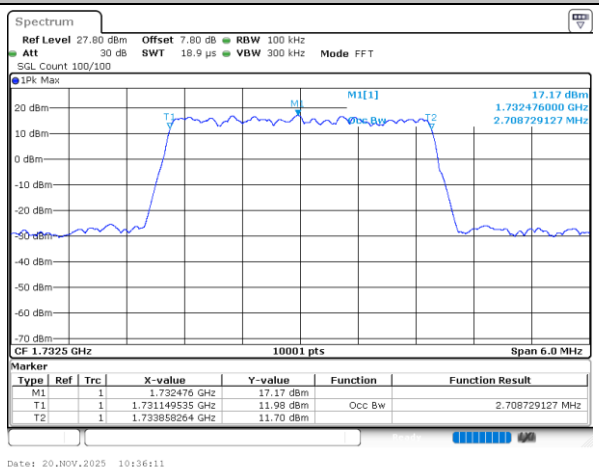

Middle Channel / 5MHz / QPSK

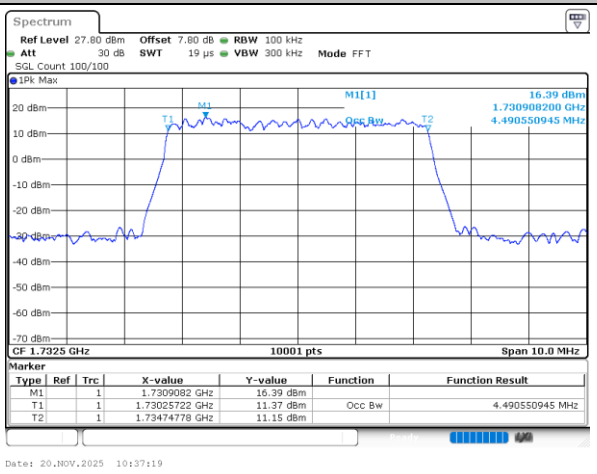

Middle Channel / 5MHz / 16QAM

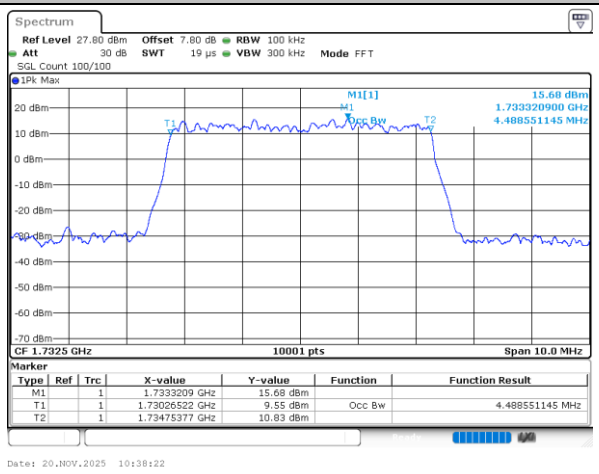

LTE Band 4

Middle Channel / 10MHz / QPSK

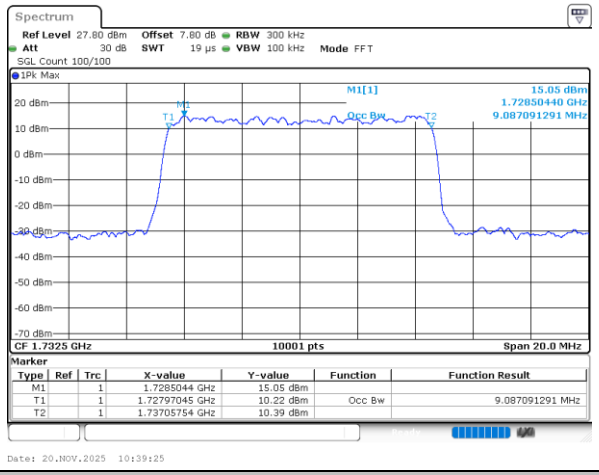

Middle Channel / 10MHz / 16QAM

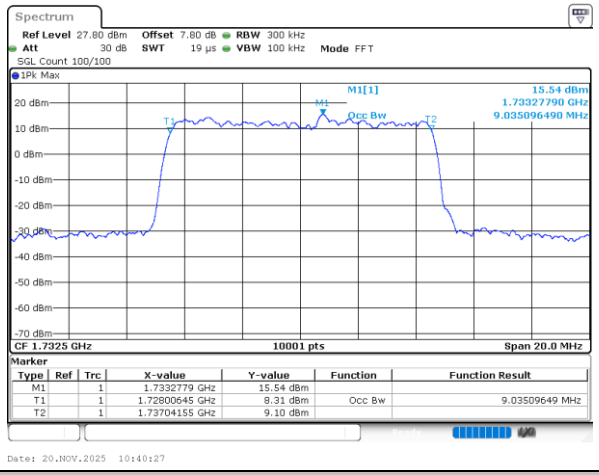

Middle Channel / 15MHz / QPSK

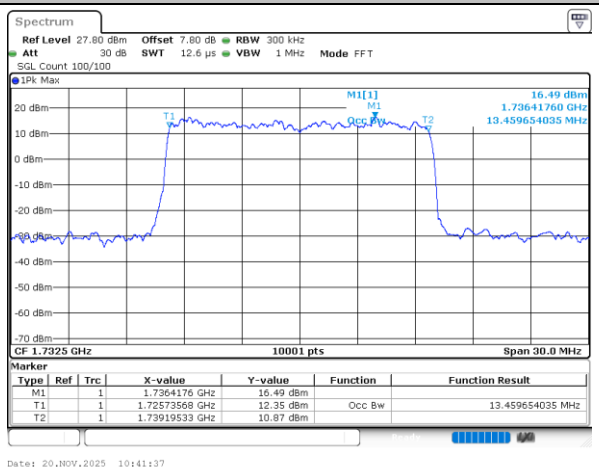

Middle Channel / 15MHz / 16QAM

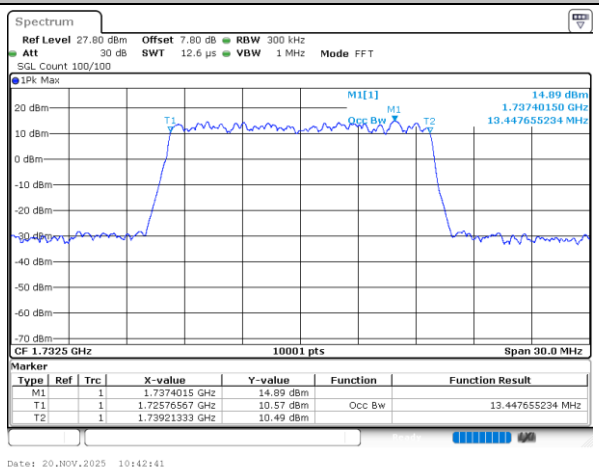

Middle Channel / 20MHz / QPSK

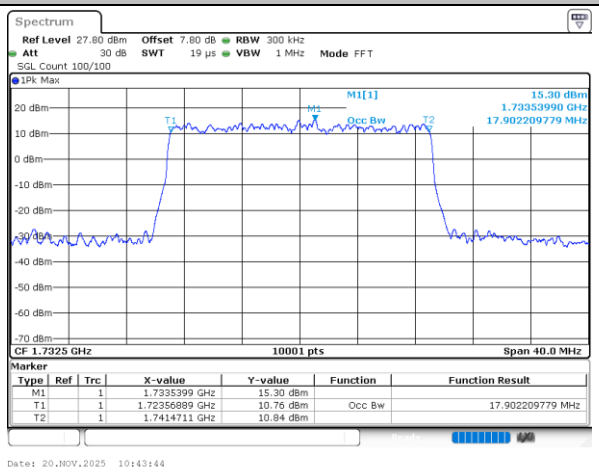

Middle Channel / 20MHz / 16QAM

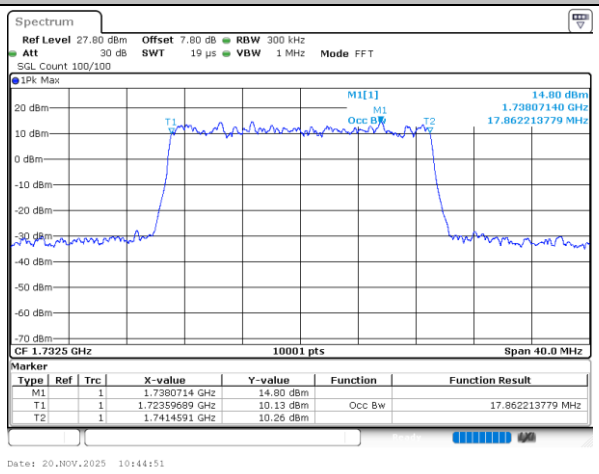

Conducted Band Edge

LTE Band 4 / 1.4MHz / QPSK

Lowest Band Edge / 1RB

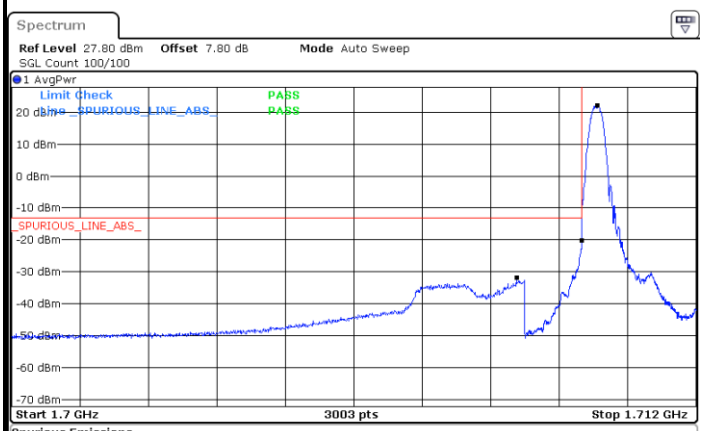

Spurious Emissions

Range Low	Range Up	RBW	Frequency	Power Abs	ΔLimit
1.700 GHz	1.709 GHz	1.000 MHz	1.70885 GHz	-31.71 dBm	-18.71 dB
1.709 GHz	1.710 GHz	20.000 kHz	1.71000 GHz	-20.09 dBm	-7.09 dB
1.710 GHz	1.712 GHz	100.000 kHz	1.71027 GHz	22.18 dBm	-7.82 dB

Date: 20.NOV.2025 11:04:27

Highest Band Edge / 1RB

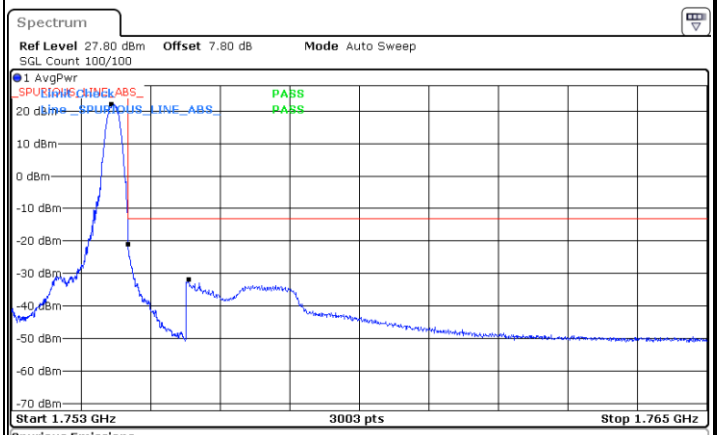

Spurious Emissions

Range Low	Range Up	RBW	Frequency	Power Abs	ΔLimit
1.753 GHz	1.755 GHz	100.000 kHz	1.75473 GHz	22.21 dBm	-7.79 dB
1.755 GHz	1.756 GHz	20.000 kHz	1.75500 GHz	-20.98 dBm	-7.98 dB
1.756 GHz	1.765 GHz	1.000 MHz	1.75605 GHz	-31.86 dBm	-18.86 dB

Date: 20.NOV.2025 11:07:40

Lowest Band Edge / Full RB

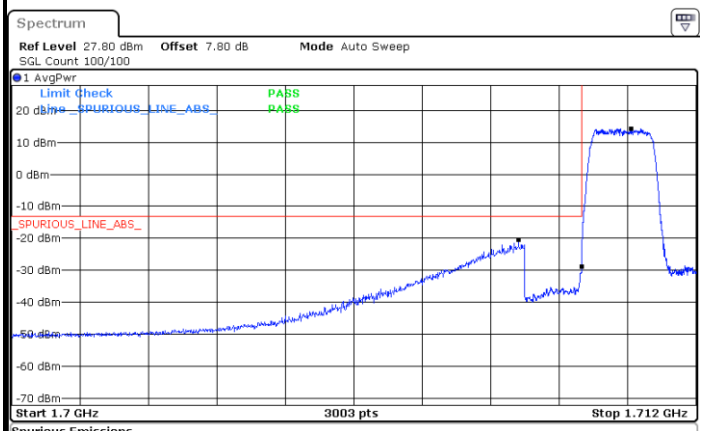

Spurious Emissions

Range Low	Range Up	RBW	Frequency	Power Abs	ΔLimit
1.700 GHz	1.709 GHz	1.000 MHz	1.70888 GHz	-20.44 dBm	-7.44 dB
1.709 GHz	1.710 GHz	20.000 kHz	1.71000 GHz	-28.93 dBm	-15.93 dB
1.710 GHz	1.712 GHz	100.000 kHz	1.71087 GHz	14.19 dBm	-15.81 dB

Date: 20.NOV.2025 11:06:04

Highest Band Edge / Full RB

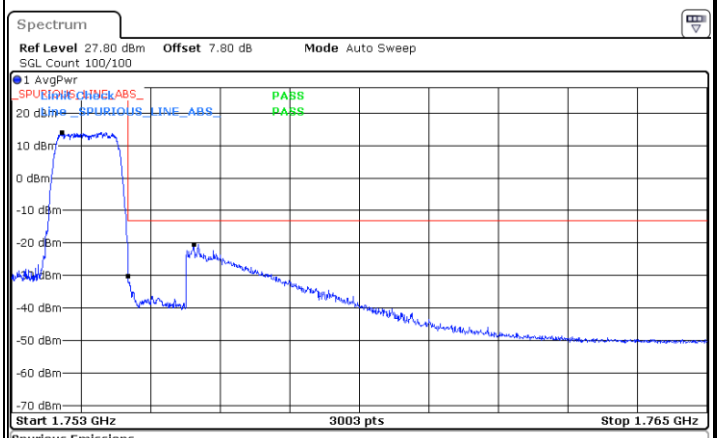

Spurious Emissions

Range Low	Range Up	RBW	Frequency	Power Abs	ΔLimit
1.753 GHz	1.755 GHz	100.000 kHz	1.75387 GHz	13.94 dBm	-16.06 dB
1.755 GHz	1.756 GHz	20.000 kHz	1.75500 GHz	-30.09 dBm	-17.09 dB
1.756 GHz	1.765 GHz	1.000 MHz	1.75615 GHz	-20.35 dBm	-7.35 dB

Date: 20.NOV.2025 11:09:18

LTE Band 4 / 3MHz / QPSK

Lowest Band Edge / Full RB

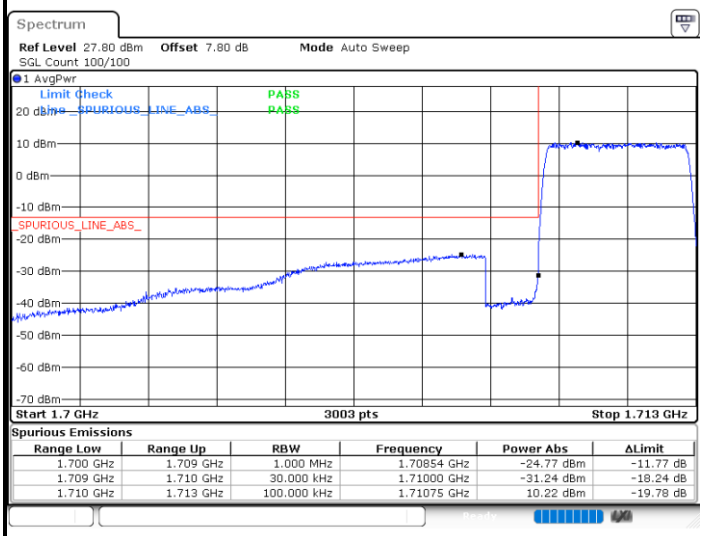

Spurious Emissions

Range Low	Range Up	RBW	Frequency	Power Abs	ΔLimit
1.700 GHz	1.709 GHz	1.000 MHz	1.70854 GHz	-24.77 dBm	-11.77 dB
1.709 GHz	1.710 GHz	30.000 kHz	1.71000 GHz	-31.24 dBm	-18.24 dB
1.710 GHz	1.713 GHz	100.000 kHz	1.71075 GHz	10.22 dBm	-19.78 dB

Date: 20.NOV.2025 11:10:54

Highest Band Edge / Full RB

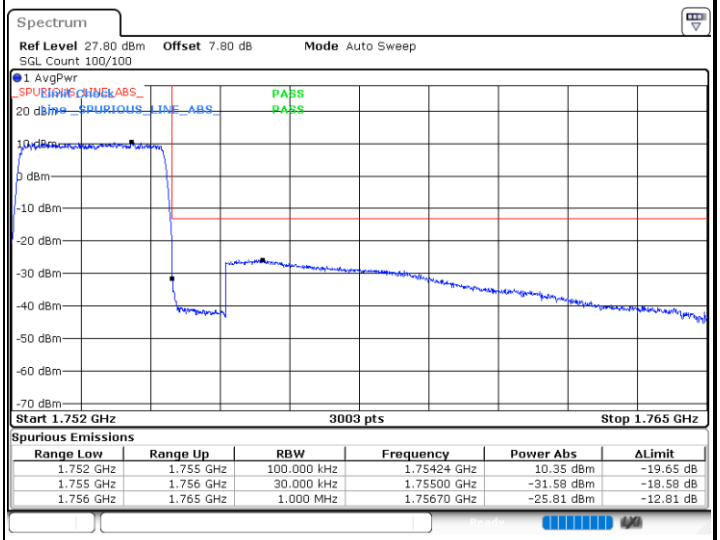

Spurious Emissions

Range Low	Range Up	RBW	Frequency	Power Abs	ΔLimit
1.752 GHz	1.755 GHz	100.000 kHz	1.75424 GHz	10.35 dBm	-19.65 dB
1.755 GHz	1.756 GHz	30.000 kHz	1.75500 GHz	-31.58 dBm	-18.58 dB
1.756 GHz	1.765 GHz	1.000 MHz	1.75670 GHz	-25.81 dBm	-12.81 dB

Date: 20.NOV.2025 11:12:29

LTE Band 4 / 5MHz / QPSK

Lowest Band Edge / Full RB

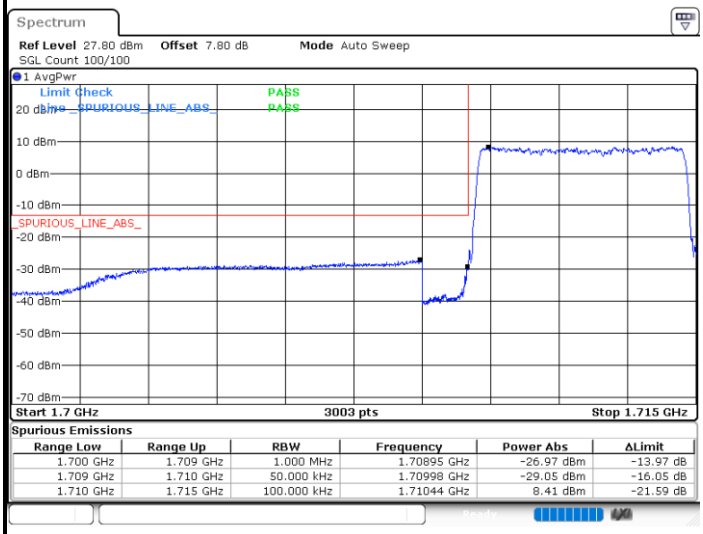

Spurious Emissions

Range Low	Range Up	RBW	Frequency	Power Abs	ΔLimit
1.700 GHz	1.709 GHz	1.000 MHz	1.70895 GHz	-26.97 dBm	-13.97 dB
1.709 GHz	1.710 GHz	50.000 kHz	1.70998 GHz	-29.05 dBm	-16.05 dB
1.710 GHz	1.715 GHz	100.000 kHz	1.71044 GHz	8.41 dBm	-21.59 dB

Date: 20.NOV.2025 11:15:38

Highest Band Edge / Full RB

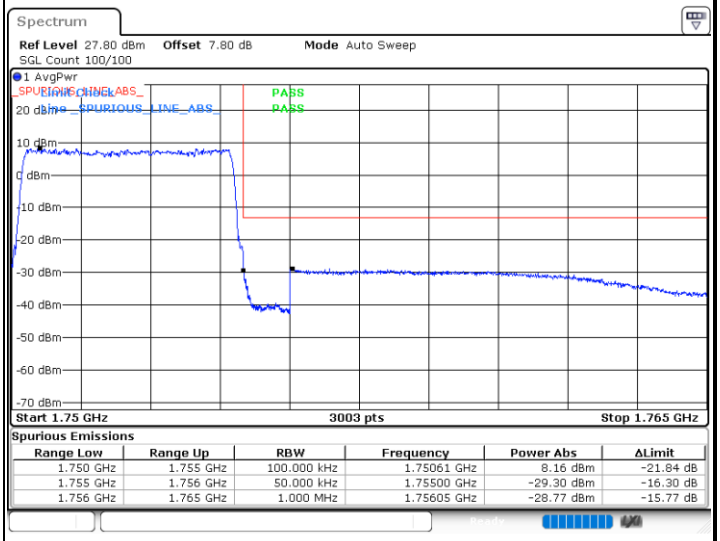

Spurious Emissions

Range Low	Range Up	RBW	Frequency	Power Abs	ΔLimit
1.750 GHz	1.755 GHz	100.000 kHz	1.75061 GHz	8.16 dBm	-21.84 dB
1.755 GHz	1.756 GHz	50.000 kHz	1.75500 GHz	-29.30 dBm	-16.30 dB
1.756 GHz	1.765 GHz	1.000 MHz	1.75605 GHz	-28.77 dBm	-15.77 dB

Date: 20.NOV.2025 11:14:05

LTE Band 4 / 10MHz / QPSK

Lowest Band Edge / Full RB

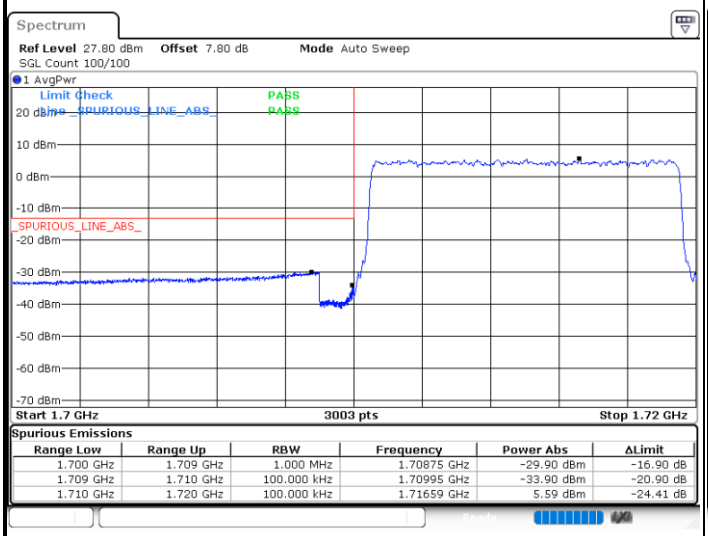

Spurious Emissions

Range Low	Range Up	RBW	Frequency	Power Abs	ΔLimit
1.700 GHz	1.709 GHz	1.000 MHz	1.70875 GHz	-29.90 dBm	-16.90 dB
1.709 GHz	1.710 GHz	100.000 kHz	1.70995 GHz	-33.90 dBm	-20.90 dB
1.710 GHz	1.720 GHz	100.000 kHz	1.71659 GHz	5.59 dBm	-24.41 dB

Date: 20.NOV.2025 11:17:15

Highest Band Edge / Full RB

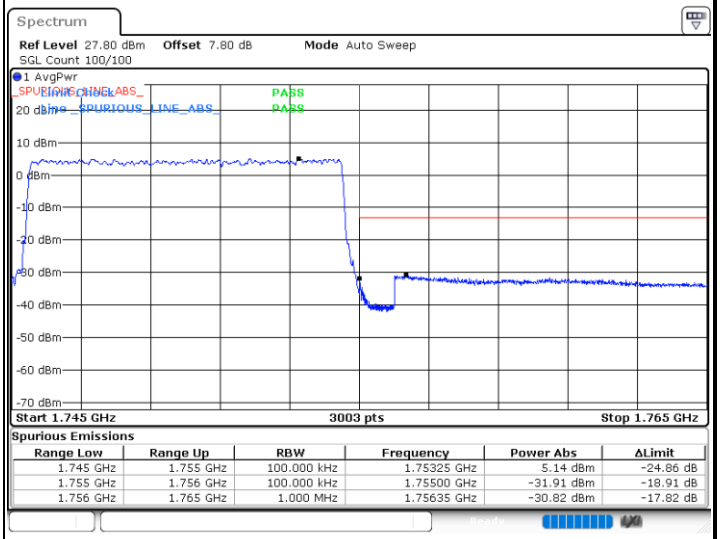

Spurious Emissions

Range Low	Range Up	RBW	Frequency	Power Abs	ΔLimit
1.745 GHz	1.755 GHz	100.000 kHz	1.75325 GHz	5.14 dBm	-24.86 dB
1.755 GHz	1.756 GHz	100.000 kHz	1.75500 GHz	-31.91 dBm	-18.91 dB
1.756 GHz	1.765 GHz	1.000 MHz	1.75635 GHz	-30.82 dBm	-17.82 dB

Date: 20.NOV.2025 11:18:58

LTE Band 4 / 15MHz / QPSK

Lowest Band Edge / Full RB

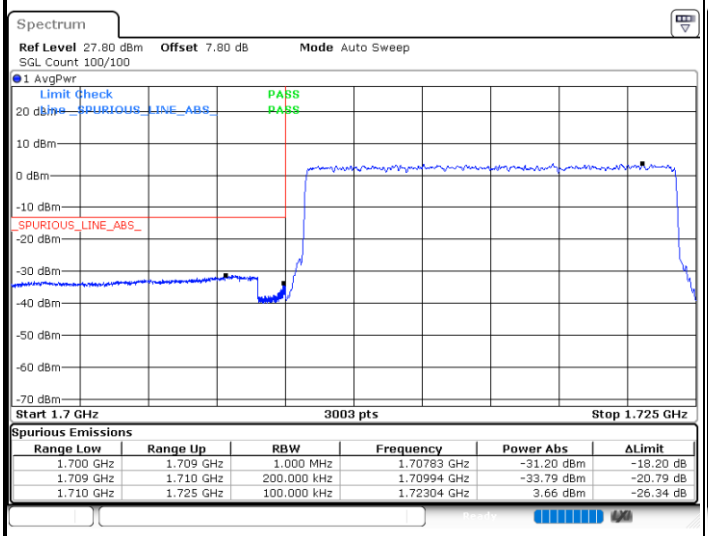

Spurious Emissions

Range Low	Range Up	RBW	Frequency	Power Abs	ΔLimit
1.700 GHz	1.709 GHz	1.000 MHz	1.70783 GHz	-31.20 dBm	-18.20 dB
1.709 GHz	1.710 GHz	200.000 kHz	1.70994 GHz	-33.79 dBm	-20.79 dB
1.710 GHz	1.725 GHz	100.000 kHz	1.72304 GHz	3.66 dBm	-26.34 dB

Date: 20.NOV.2025 11:20:38

Highest Band Edge / Full RB

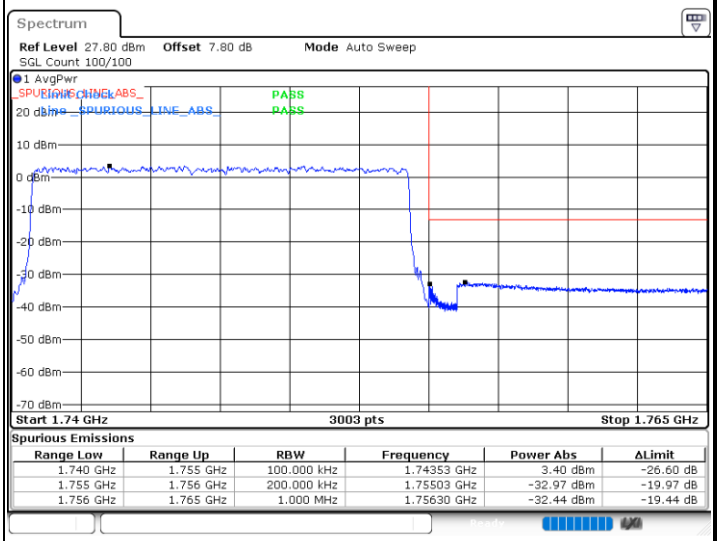

Spurious Emissions

Range Low	Range Up	RBW	Frequency	Power Abs	ΔLimit
1.740 GHz	1.755 GHz	100.000 kHz	1.74353 GHz	3.40 dBm	-26.60 dB
1.755 GHz	1.756 GHz	200.000 kHz	1.75503 GHz	-32.97 dBm	-19.97 dB
1.756 GHz	1.765 GHz	1.000 MHz	1.75630 GHz	-32.44 dBm	-19.44 dB

Date: 20.NOV.2025 11:22:17

LTE Band 4 / 20MHz / QPSK

Lowest Band Edge / Full RB

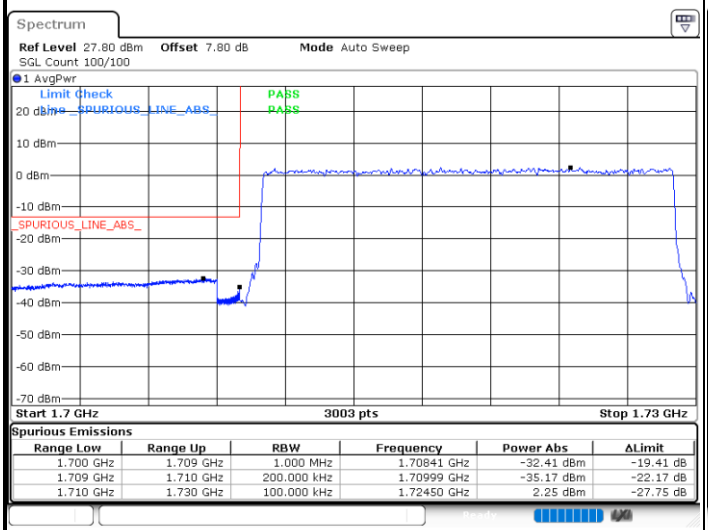

Spurious Emissions

Range Low	Range Up	RBW	Frequency	Power Abs	ΔLimit
1.700 GHz	1.709 GHz	1.000 MHz	1.70841 GHz	-32.41 dBm	-19.41 dB
1.709 GHz	1.710 GHz	200.000 kHz	1.70999 GHz	-35.17 dBm	-22.17 dB
1.710 GHz	1.730 GHz	100.000 kHz	1.72450 GHz	2.25 dBm	-27.75 dB

Date: 20.NOV.2025 11:23:53

Highest Band Edge / Full RB

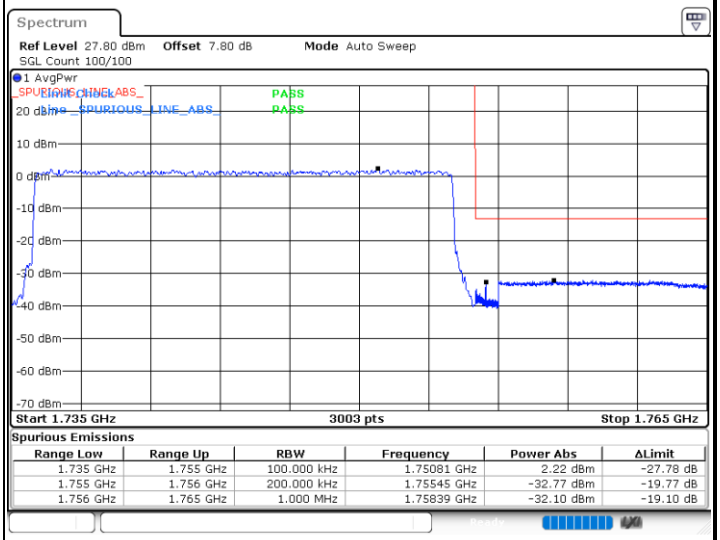

Spurious Emissions

Range Low	Range Up	RBW	Frequency	Power Abs	ΔLimit
1.735 GHz	1.755 GHz	100.000 kHz	1.75081 GHz	2.22 dBm	-27.78 dB
1.755 GHz	1.756 GHz	200.000 kHz	1.75545 GHz	-32.77 dBm	-19.77 dB
1.756 GHz	1.765 GHz	1.000 MHz	1.75839 GHz	-32.10 dBm	-19.10 dB

Date: 20.NOV.2025 11:25:39

Conducted Spurious Emission

LTE Band 4 / 1.4MHz

Lowest Channel / QPSK

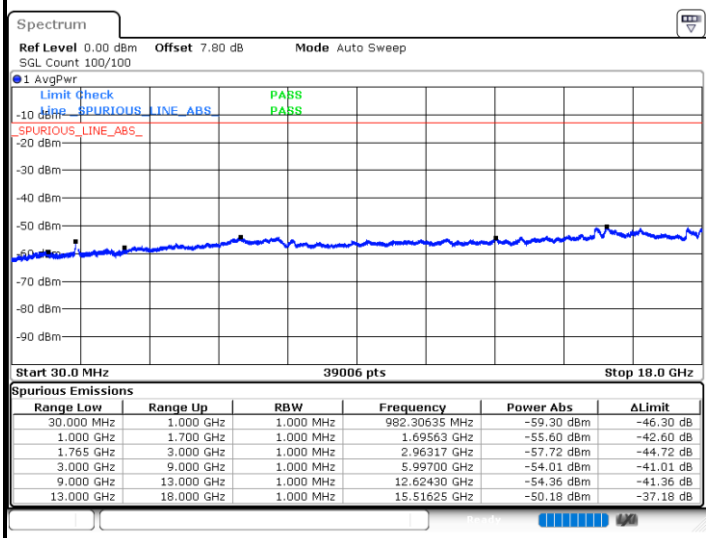

Spurious Emissions

Range Low	Range Up	RBW	Frequency	Power Abs	ΔLimit
30.000 MHz	1.000 GHz	1.000 MHz	982.30635 MHz	-59.30 dBm	-46.30 dB
1.000 GHz	1.700 GHz	1.000 MHz	1.69563 GHz	-55.60 dBm	-42.60 dB
1.765 GHz	3.000 GHz	1.000 MHz	2.96317 GHz	-57.72 dBm	-44.72 dB
3.000 GHz	9.000 GHz	1.000 MHz	5.99700 GHz	-54.01 dBm	-41.01 dB
9.000 GHz	13.000 GHz	1.000 MHz	12.62430 GHz	-54.36 dBm	-41.36 dB
13.000 GHz	18.000 GHz	1.000 MHz	15.51625 GHz	-50.18 dBm	-37.18 dB

Date: 20.NOV.2025 11:27:19

Middle Channel / QPSK

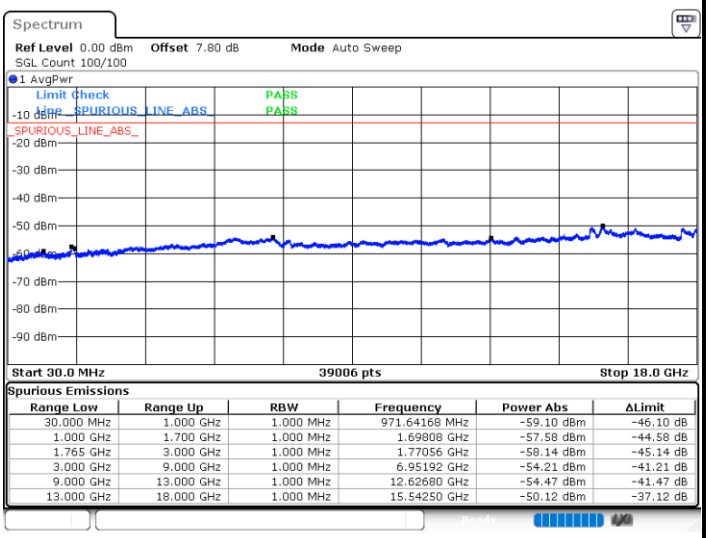

Spurious Emissions

Range Low	Range Up	RBW	Frequency	Power Abs	ΔLimit
30.000 MHz	1.000 GHz	1.000 MHz	971.64168 MHz	-59.10 dBm	-46.10 dB
1.000 GHz	1.700 GHz	1.000 MHz	1.69808 GHz	-57.58 dBm	-44.58 dB
1.765 GHz	3.000 GHz	1.000 MHz	1.77056 GHz	-58.14 dBm	-45.14 dB
3.000 GHz	9.000 GHz	1.000 MHz	6.95192 GHz	-54.21 dBm	-41.21 dB
9.000 GHz	13.000 GHz	1.000 MHz	12.62680 GHz	-54.47 dBm	-41.47 dB
13.000 GHz	18.000 GHz	1.000 MHz	15.54250 GHz	-50.12 dBm	-37.12 dB

Date: 20.NOV.2025 11:29:28

Highest Channel / QPSK

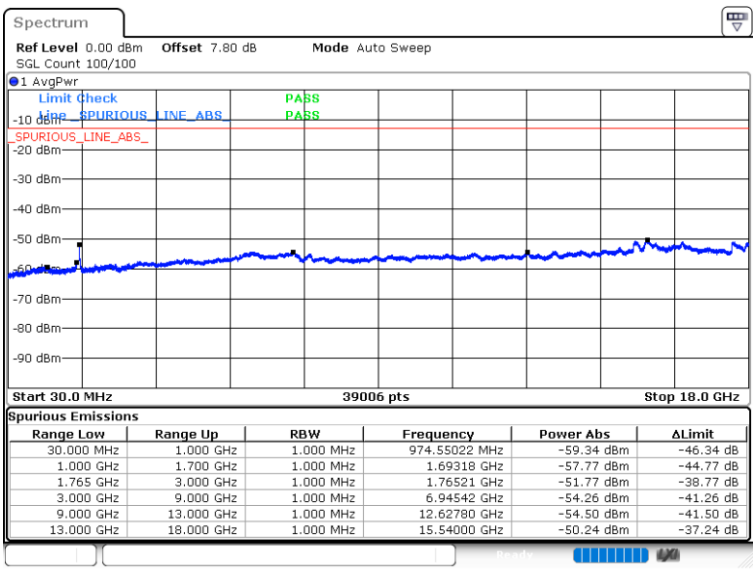

Spurious Emissions

Range Low	Range Up	RBW	Frequency	Power Abs	ΔLimit
30.000 MHz	1.000 GHz	1.000 MHz	974.55022 MHz	-59.34 dBm	-46.34 dB
1.000 GHz	1.700 GHz	1.000 MHz	1.69318 GHz	-57.77 dBm	-44.77 dB
1.765 GHz	3.000 GHz	1.000 MHz	1.76521 GHz	-51.77 dBm	-38.77 dB
3.000 GHz	9.000 GHz	1.000 MHz	6.94542 GHz	-54.26 dBm	-41.26 dB
9.000 GHz	13.000 GHz	1.000 MHz	12.62780 GHz	-54.50 dBm	-41.50 dB
13.000 GHz	18.000 GHz	1.000 MHz	15.54000 GHz	-50.24 dBm	-37.24 dB

Date: 20.NOV.2025 11:31:30

LTE Band 4 / 3MHz

Lowest Channel / QPSK

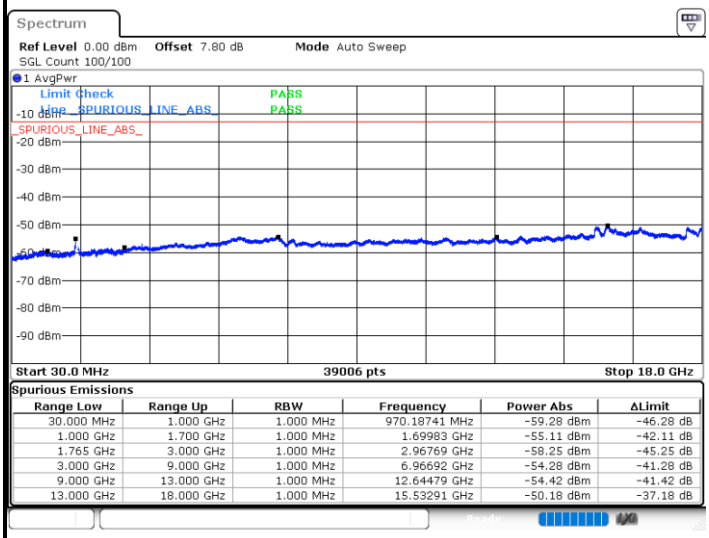

Spurious Emissions

Range Low	Range Up	RBW	Frequency	Power Abs	ΔLimit
30.000 MHz	1.000 GHz	1.000 MHz	970.18741 MHz	-59.28 dBm	-46.28 dB
1.000 GHz	1.700 GHz	1.000 MHz	1.69983 GHz	-55.11 dBm	-42.11 dB
1.765 GHz	3.000 GHz	1.000 MHz	2.96769 GHz	-58.25 dBm	-45.25 dB
3.000 GHz	9.000 GHz	1.000 MHz	6.96692 GHz	-54.28 dBm	-41.28 dB
9.000 GHz	13.000 GHz	1.000 MHz	12.64479 GHz	-54.42 dBm	-41.42 dB
13.000 GHz	18.000 GHz	1.000 MHz	15.53291 GHz	-50.18 dBm	-37.18 dB

Date: 20.NOV.2025 11:33:25

Middle Channel / QPSK

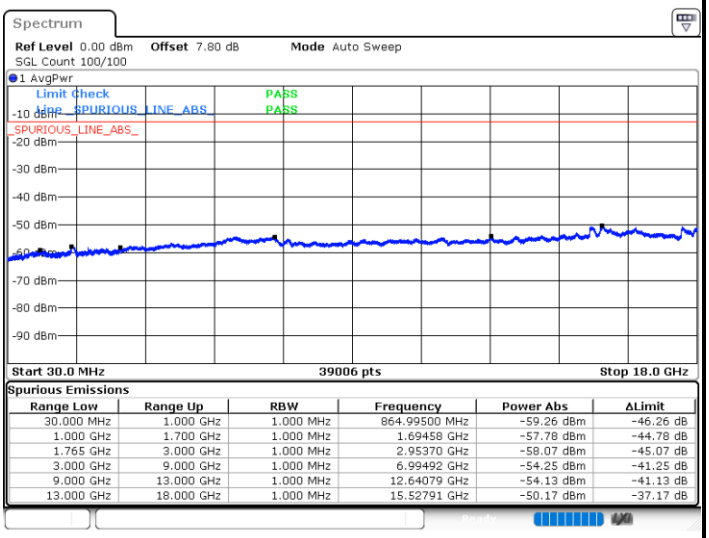

Spurious Emissions

Range Low	Range Up	RBW	Frequency	Power Abs	ΔLimit
30.000 MHz	1.000 GHz	1.000 MHz	864.99500 MHz	-59.26 dBm	-46.26 dB
1.000 GHz	1.700 GHz	1.000 MHz	1.69458 GHz	-57.78 dBm	-44.78 dB
1.765 GHz	3.000 GHz	1.000 MHz	2.95370 GHz	-58.07 dBm	-45.07 dB
3.000 GHz	9.000 GHz	1.000 MHz	6.99492 GHz	-54.25 dBm	-41.25 dB
9.000 GHz	13.000 GHz	1.000 MHz	12.64079 GHz	-54.13 dBm	-41.13 dB
13.000 GHz	18.000 GHz	1.000 MHz	15.52791 GHz	-50.17 dBm	-37.17 dB

Date: 20.NOV.2025 11:35:17

Highest Channel / QPSK

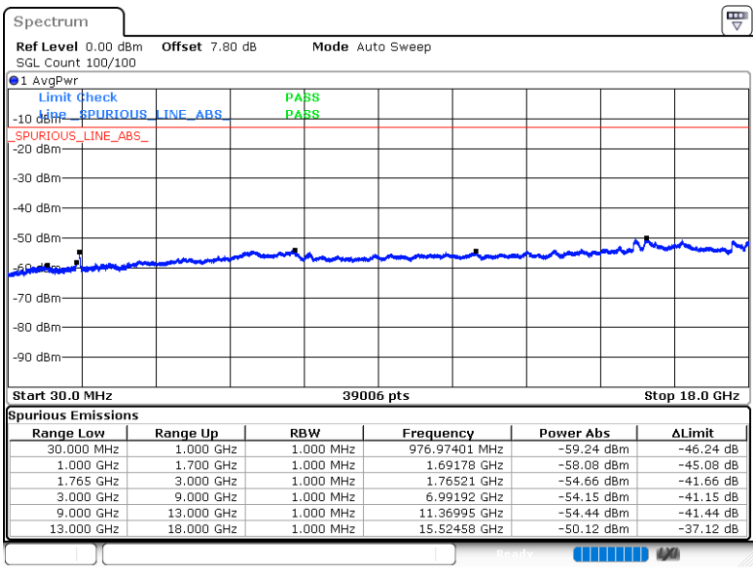

Spurious Emissions

Range Low	Range Up	RBW	Frequency	Power Abs	ΔLimit
30.000 MHz	1.000 GHz	1.000 MHz	976.97401 MHz	-59.24 dBm	-46.24 dB
1.000 GHz	1.700 GHz	1.000 MHz	1.69178 GHz	-58.08 dBm	-45.08 dB
1.765 GHz	3.000 GHz	1.000 MHz	1.76521 GHz	-54.66 dBm	-41.66 dB
3.000 GHz	9.000 GHz	1.000 MHz	6.99192 GHz	-54.15 dBm	-41.15 dB
9.000 GHz	13.000 GHz	1.000 MHz	11.36995 GHz	-54.44 dBm	-41.44 dB
13.000 GHz	18.000 GHz	1.000 MHz	15.52458 GHz	-50.12 dBm	-37.12 dB

Date: 20.NOV.2025 11:37:23

LTE Band 4 / 5MHz

Lowest Channel / QPSK

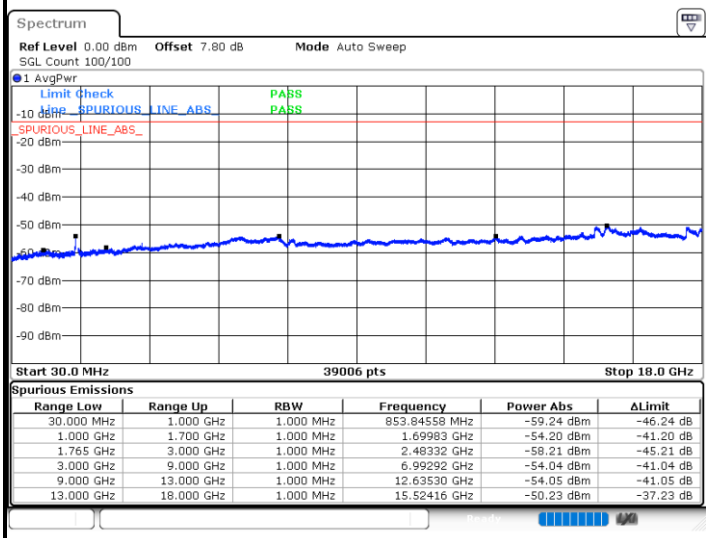

Spurious Emissions

Range Low	Range Up	RBW	Frequency	Power Abs	ΔLimit
30.000 MHz	1.000 GHz	1.000 MHz	853.84558 MHz	-59.24 dBm	-46.24 dB
1.000 GHz	1.700 GHz	1.000 MHz	1.69983 GHz	-54.20 dBm	-41.20 dB
1.765 GHz	3.000 GHz	1.000 MHz	2.48332 GHz	-58.21 dBm	-45.21 dB
3.000 GHz	9.000 GHz	1.000 MHz	6.99292 GHz	-54.04 dBm	-41.04 dB
9.000 GHz	13.000 GHz	1.000 MHz	12.63530 GHz	-54.05 dBm	-41.05 dB
13.000 GHz	18.000 GHz	1.000 MHz	15.52416 GHz	-50.23 dBm	-37.23 dB

Date: 20.NOV.2025 11:39:31

Middle Channel / QPSK

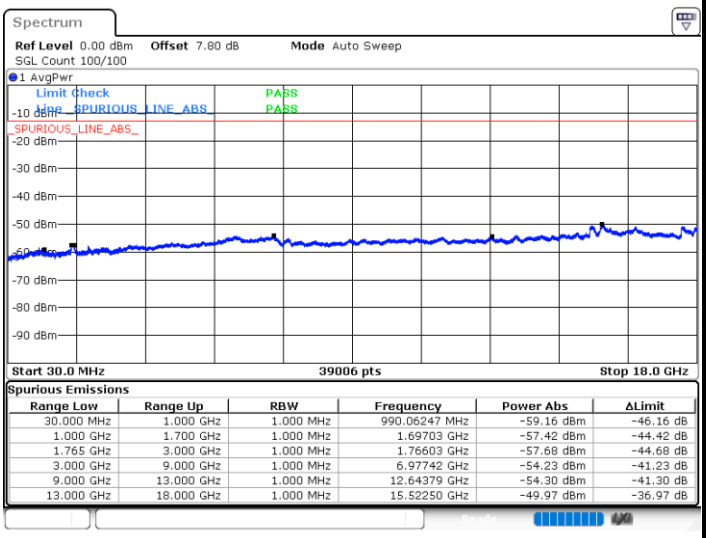

Spurious Emissions

Range Low	Range Up	RBW	Frequency	Power Abs	ΔLimit
30.000 MHz	1.000 GHz	1.000 MHz	990.06247 MHz	-59.16 dBm	-46.16 dB
1.000 GHz	1.700 GHz	1.000 MHz	1.69703 GHz	-57.42 dBm	-44.42 dB
1.765 GHz	3.000 GHz	1.000 MHz	1.76603 GHz	-57.68 dBm	-44.68 dB
3.000 GHz	9.000 GHz	1.000 MHz	6.97742 GHz	-54.23 dBm	-41.23 dB
9.000 GHz	13.000 GHz	1.000 MHz	12.64379 GHz	-54.30 dBm	-41.30 dB
13.000 GHz	18.000 GHz	1.000 MHz	15.52250 GHz	-49.97 dBm	-36.97 dB

Date: 20.NOV.2025 11:41:20

Highest Channel / QPSK

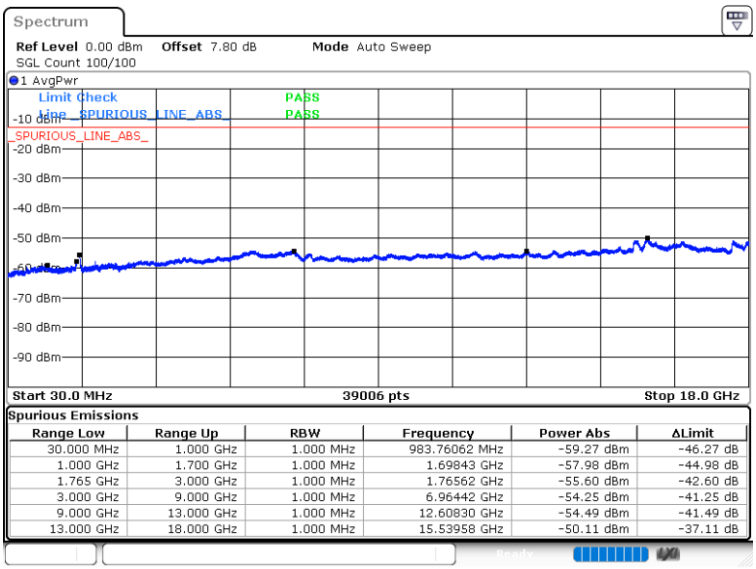

Spurious Emissions

Range Low	Range Up	RBW	Frequency	Power Abs	ΔLimit
30.000 MHz	1.000 GHz	1.000 MHz	983.76062 MHz	-59.27 dBm	-46.27 dB
1.000 GHz	1.700 GHz	1.000 MHz	1.69843 GHz	-57.98 dBm	-44.98 dB
1.765 GHz	3.000 GHz	1.000 MHz	1.76562 GHz	-55.60 dBm	-42.60 dB
3.000 GHz	9.000 GHz	1.000 MHz	6.96442 GHz	-54.25 dBm	-41.25 dB
9.000 GHz	13.000 GHz	1.000 MHz	12.60830 GHz	-54.49 dBm	-41.49 dB
13.000 GHz	18.000 GHz	1.000 MHz	15.53958 GHz	-50.11 dBm	-37.11 dB

Date: 20.NOV.2025 11:43:26

LTE Band 4 / 10MHz

Lowest Channel / QPSK

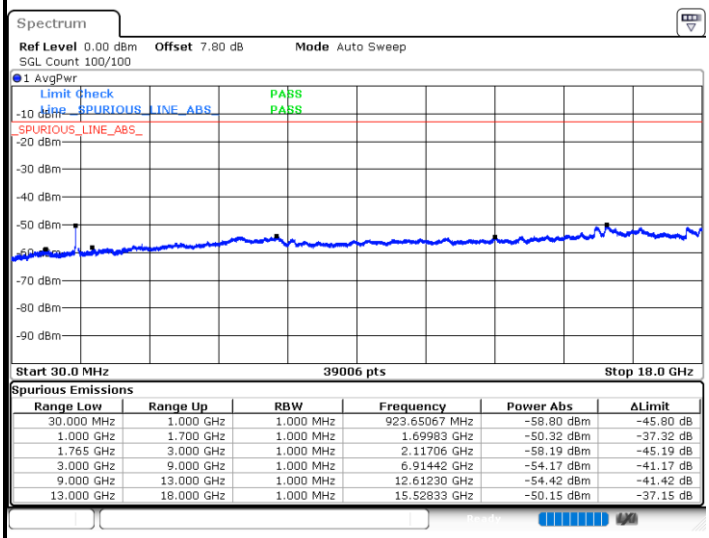

Spurious Emissions

Range Low	Range Up	RBW	Frequency	Power Abs	ΔLimit
30.000 MHz	1.000 GHz	1.000 MHz	923.65067 MHz	-58.80 dBm	-45.80 dB
1.000 GHz	1.700 GHz	1.000 MHz	1.69983 GHz	-50.32 dBm	-37.32 dB
1.765 GHz	3.000 GHz	1.000 MHz	2.11706 GHz	-58.19 dBm	-45.19 dB
3.000 GHz	9.000 GHz	1.000 MHz	6.91442 GHz	-54.17 dBm	-41.17 dB
9.000 GHz	13.000 GHz	1.000 MHz	12.61230 GHz	-54.42 dBm	-41.42 dB
13.000 GHz	18.000 GHz	1.000 MHz	15.52833 GHz	-50.15 dBm	-37.15 dB

Date: 20.NOV.2025 11:45:28

Middle Channel / QPSK

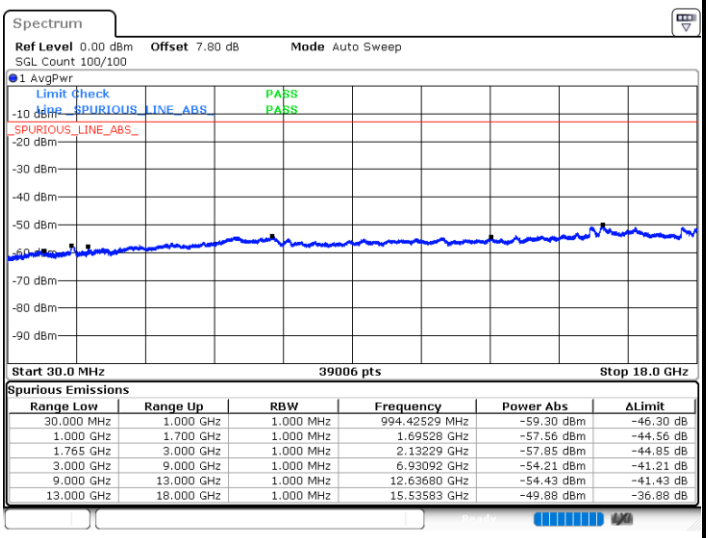

Spurious Emissions

Range Low	Range Up	RBW	Frequency	Power Abs	ΔLimit
30.000 MHz	1.000 GHz	1.000 MHz	994.42529 MHz	-59.30 dBm	-46.30 dB
1.000 GHz	1.700 GHz	1.000 MHz	1.69528 GHz	-57.56 dBm	-44.56 dB
1.765 GHz	3.000 GHz	1.000 MHz	2.13229 GHz	-57.85 dBm	-44.85 dB
3.000 GHz	9.000 GHz	1.000 MHz	6.93092 GHz	-54.21 dBm	-41.21 dB
9.000 GHz	13.000 GHz	1.000 MHz	12.63680 GHz	-54.43 dBm	-41.43 dB
13.000 GHz	18.000 GHz	1.000 MHz	15.53583 GHz	-49.88 dBm	-36.88 dB

Date: 20.NOV.2025 11:47:24

Highest Channel / QPSK

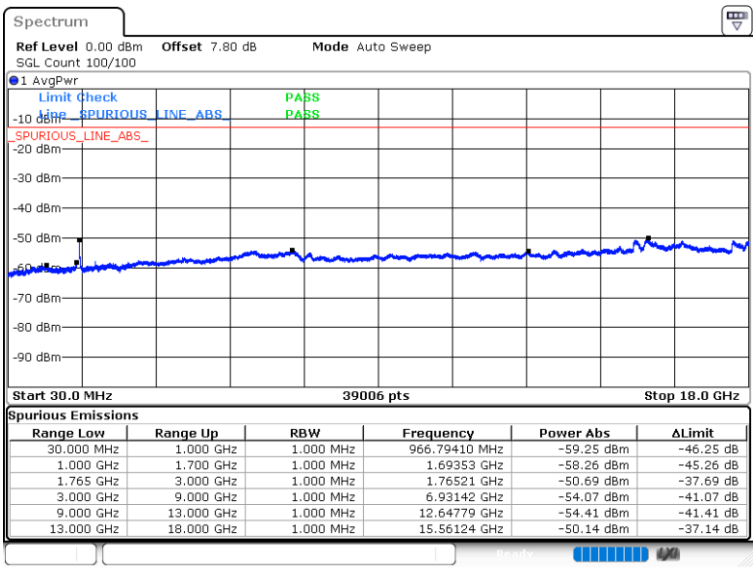

Spurious Emissions

Range Low	Range Up	RBW	Frequency	Power Abs	ΔLimit
30.000 MHz	1.000 GHz	1.000 MHz	966.79410 MHz	-59.25 dBm	-46.25 dB
1.000 GHz	1.700 GHz	1.000 MHz	1.69353 GHz	-58.26 dBm	-45.26 dB
1.765 GHz	3.000 GHz	1.000 MHz	1.76521 GHz	-50.69 dBm	-37.69 dB
3.000 GHz	9.000 GHz	1.000 MHz	6.93142 GHz	-54.07 dBm	-41.07 dB
9.000 GHz	13.000 GHz	1.000 MHz	12.64779 GHz	-54.41 dBm	-41.41 dB
13.000 GHz	18.000 GHz	1.000 MHz	15.56124 GHz	-50.14 dBm	-37.14 dB

Date: 20.NOV.2025 11:49:23

LTE Band 4 / 15MHz

Lowest Channel / QPSK

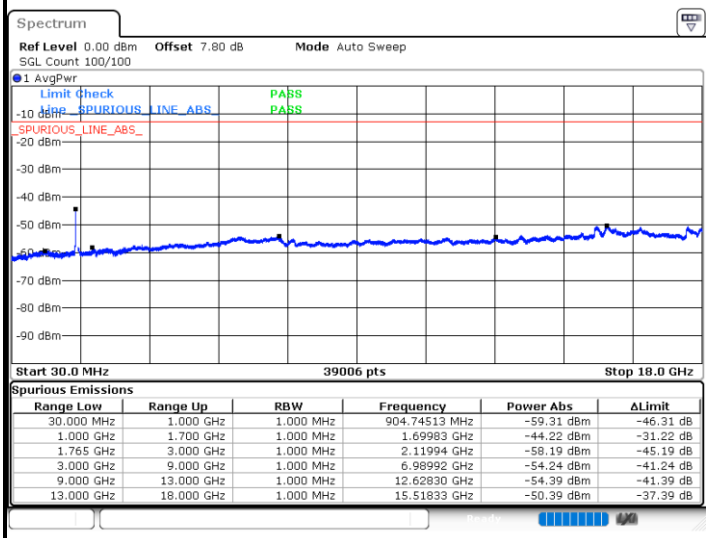

Spurious Emissions

Range Low	Range Up	RBW	Frequency	Power Abs	ΔLimit
30.000 MHz	1.000 GHz	1.000 MHz	904.74513 MHz	-59.31 dBm	-46.31 dB
1.000 GHz	1.700 GHz	1.000 MHz	1.69983 GHz	-44.22 dBm	-31.22 dB
1.765 GHz	3.000 GHz	1.000 MHz	2.11994 GHz	-58.19 dBm	-45.19 dB
3.000 GHz	9.000 GHz	1.000 MHz	6.98992 GHz	-54.24 dBm	-41.24 dB
9.000 GHz	13.000 GHz	1.000 MHz	12.62830 GHz	-54.39 dBm	-41.39 dB
13.000 GHz	18.000 GHz	1.000 MHz	15.51833 GHz	-50.39 dBm	-37.39 dB

Date: 20.NOV.2025 11:51:31

Middle Channel / QPSK

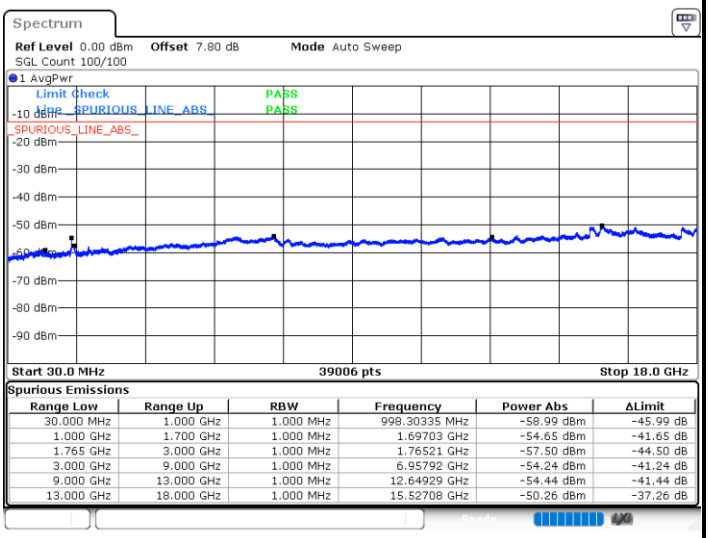

Spurious Emissions

Range Low	Range Up	RBW	Frequency	Power Abs	ΔLimit
30.000 MHz	1.000 GHz	1.000 MHz	998.30335 MHz	-58.99 dBm	-45.99 dB
1.000 GHz	1.700 GHz	1.000 MHz	1.69703 GHz	-54.65 dBm	-41.65 dB
1.765 GHz	3.000 GHz	1.000 MHz	1.76521 GHz	-57.50 dBm	-44.50 dB
3.000 GHz	9.000 GHz	1.000 MHz	6.95792 GHz	-54.24 dBm	-41.24 dB
9.000 GHz	13.000 GHz	1.000 MHz	12.64929 GHz	-54.44 dBm	-41.44 dB
13.000 GHz	18.000 GHz	1.000 MHz	15.52708 GHz	-50.26 dBm	-37.26 dB

Date: 20.NOV.2025 11:53:29

Highest Channel / QPSK

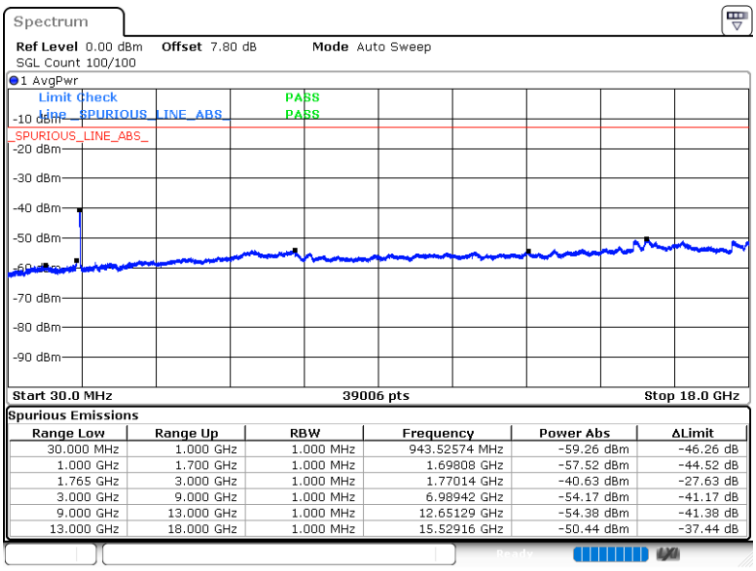

Spurious Emissions

Range Low	Range Up	RBW	Frequency	Power Abs	ΔLimit
30.000 MHz	1.000 GHz	1.000 MHz	943.52574 MHz	-59.26 dBm	-46.26 dB
1.000 GHz	1.700 GHz	1.000 MHz	1.69808 GHz	-57.52 dBm	-44.52 dB
1.765 GHz	3.000 GHz	1.000 MHz	1.77014 GHz	-40.63 dBm	-27.63 dB
3.000 GHz	9.000 GHz	1.000 MHz	6.98942 GHz	-54.17 dBm	-41.17 dB
9.000 GHz	13.000 GHz	1.000 MHz	12.65129 GHz	-54.38 dBm	-41.38 dB
13.000 GHz	18.000 GHz	1.000 MHz	15.52916 GHz	-50.44 dBm	-37.44 dB

Date: 20.NOV.2025 11:55:29

LTE Band 4 / 20MHz

Lowest Channel / QPSK

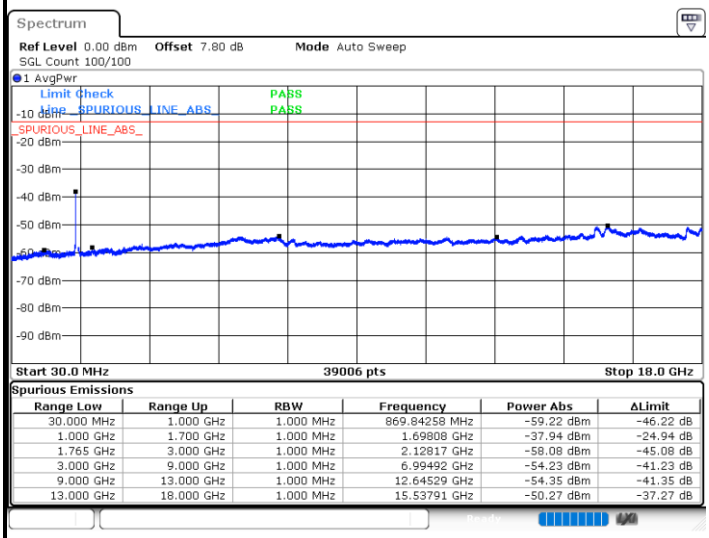

Spurious Emissions

Range Low	Range Up	RBW	Frequency	Power Abs	ΔLimit
30.000 MHz	1.000 GHz	1.000 MHz	869.84258 MHz	-59.22 dBm	-46.22 dB
1.000 GHz	1.700 GHz	1.000 MHz	1.69808 GHz	-37.94 dBm	-24.94 dB
1.765 GHz	3.000 GHz	1.000 MHz	2.12817 GHz	-58.08 dBm	-45.08 dB
3.000 GHz	9.000 GHz	1.000 MHz	6.99492 GHz	-54.23 dBm	-41.23 dB
9.000 GHz	13.000 GHz	1.000 MHz	12.64529 GHz	-54.35 dBm	-41.35 dB
13.000 GHz	18.000 GHz	1.000 MHz	15.53791 GHz	-50.27 dBm	-37.27 dB

Date: 20.NOV.2025 11:57:17

Middle Channel / QPSK

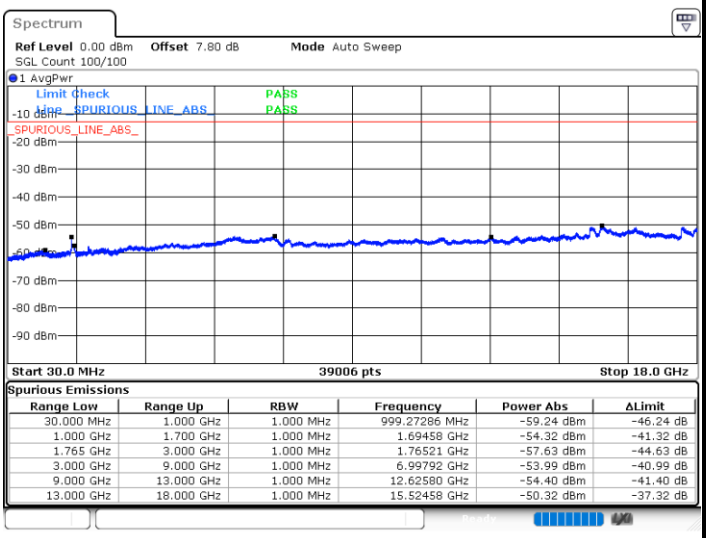

Spurious Emissions

Range Low	Range Up	RBW	Frequency	Power Abs	ΔLimit
30.000 MHz	1.000 GHz	1.000 MHz	999.27286 MHz	-59.24 dBm	-46.24 dB
1.000 GHz	1.700 GHz	1.000 MHz	1.69458 GHz	-54.32 dBm	-41.32 dB
1.765 GHz	3.000 GHz	1.000 MHz	1.76521 GHz	-57.63 dBm	-44.63 dB
3.000 GHz	9.000 GHz	1.000 MHz	6.99792 GHz	-53.99 dBm	-40.99 dB
9.000 GHz	13.000 GHz	1.000 MHz	12.62580 GHz	-54.40 dBm	-41.40 dB
13.000 GHz	18.000 GHz	1.000 MHz	15.52458 GHz	-50.32 dBm	-37.32 dB

Date: 20.NOV.2025 11:59:07

Highest Channel / QPSK

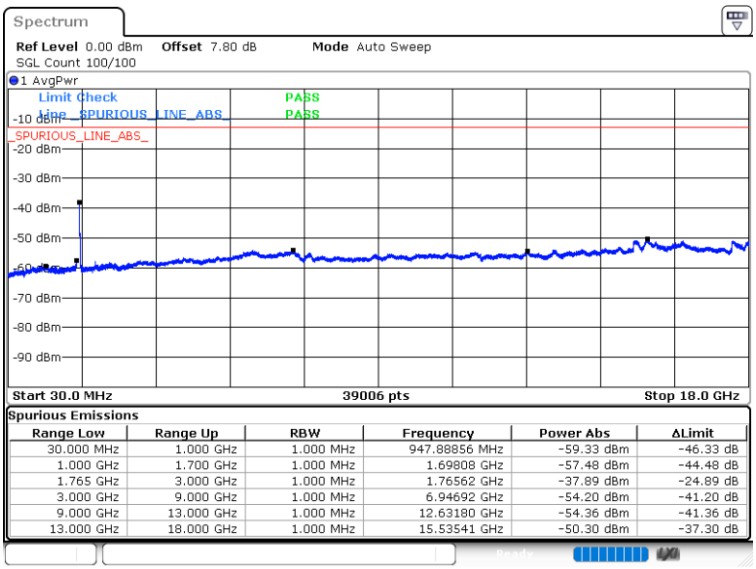

Spurious Emissions

Range Low	Range Up	RBW	Frequency	Power Abs	ΔLimit
30.000 MHz	1.000 GHz	1.000 MHz	947.88856 MHz	-59.33 dBm	-46.33 dB
1.000 GHz	1.700 GHz	1.000 MHz	1.69808 GHz	-57.48 dBm	-44.48 dB
1.765 GHz	3.000 GHz	1.000 MHz	1.76562 GHz	-37.89 dBm	-24.89 dB
3.000 GHz	9.000 GHz	1.000 MHz	6.94692 GHz	-54.20 dBm	-41.20 dB
9.000 GHz	13.000 GHz	1.000 MHz	12.63180 GHz	-54.36 dBm	-41.36 dB
13.000 GHz	18.000 GHz	1.000 MHz	15.53541 GHz	-50.30 dBm	-37.30 dB

Date: 20.NOV.2025 12:00:58

Frequency Stability

Test Conditions		LTE Band 4 (QPSK) / Middle Channel / BandWidth 10M			
Temperature (°C)	Voltage (Volt)	Deviation (ppm)	Frequency Offset (△f) (Hz)	Within Authorized Frequency Block(Hz)	Result
50	Normal Voltage	0.0091	-15.7	Yes	PASS
40	Normal Voltage	0.0103	-17.9	Yes	
30	Normal Voltage	0.0050	-8.6	Yes	
20(Ref.)	Normal Voltage	0.0000	0	Yes	
10	Normal Voltage	0.0013	-2.3	Yes	
0	Normal Voltage	0.0007	-1.2	Yes	
-10	Normal Voltage	0.0050	-8.6	Yes	
-20	Normal Voltage	0.0003	0.5	Yes	
-30	Normal Voltage	0.0069	-11.9	Yes	
20	Maximum Voltage	0.0069	-12	Yes	
20	Normal Voltage	0.0000	0	Yes	
20	Minimum Voltage	0.0029	-5.1	Yes	

Note:

1. Normal Voltage = 3.9 V.；Minimum Voltage = 3.6 V.；Maximum Voltage = 4.4 V.
2. The frequency fundamental emissions stay within the authorized frequency block.
3. The frequency variation is sufficient to ensure that the occupied bandwidth of all operation channels stay within the operating frequency block or frequency block group.

LTE Band 7

Peak-to-Average Ratio

Mode	LTE Band 7 / 20MHz				
Mod.	QPSK	16QAM	64QAM	256QAM	Limit: 13dB
RB Size	Full RB	Full RB	Full RB	Full RB	Result
Middle CH	4.70	5.54	6.67	6.43	PASS

Mode	LTE Band 7 / 5MHz		
Mod.	QPSK	16QAM	Limit: 13dB
RB Size	Full RB	Full RB	Result
Middle CH	4.75	5.36	PASS
Mode	LTE Band 7 / 10MHz		
Mod.	QPSK	16QAM	Limit: 13dB
RB Size	Full RB	Full RB	Result
Middle CH	4.67	5.71	PASS
Mode	LTE Band 7 / 15MHz		
Mod.	QPSK	16QAM	Limit: 13dB
RB Size	Full RB	Full RB	Result
Middle CH	4.67	5.77	PASS

LTE Band 7 / 20MHz / QPSK	LTE Band 7 / 20MHz / 16QAM
Middle Channel / Full RB	Middle Channel / Full RB
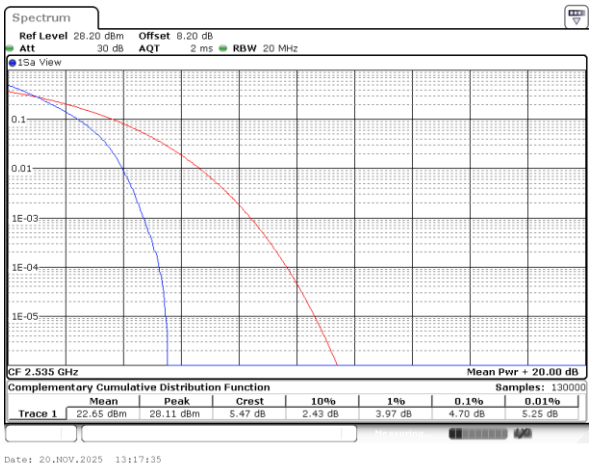	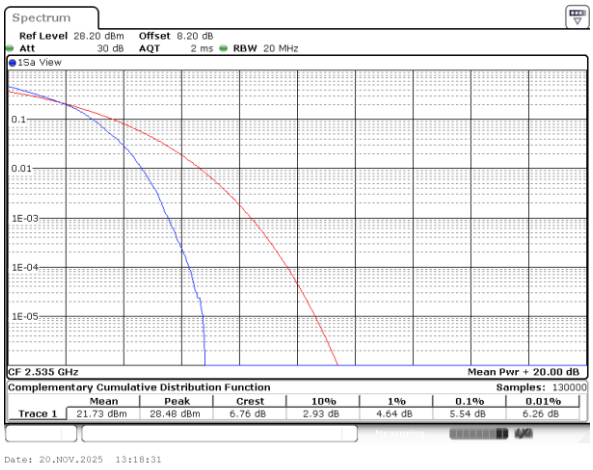
LTE Band 7 / 20MHz / 64QAM	LTE Band 7 / 20MHz / 256QAM
Middle Channel / Full RB	Middle Channel / Full RB
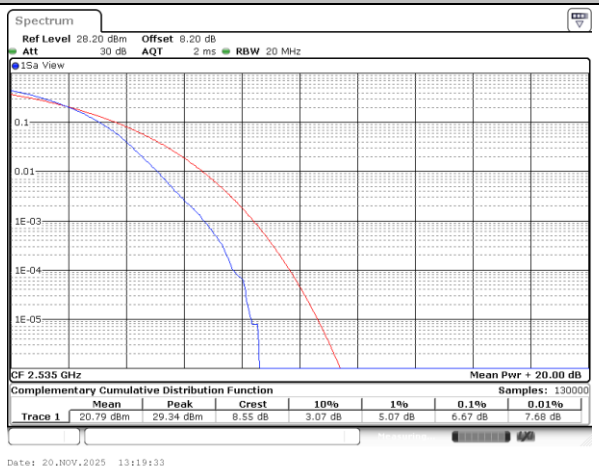	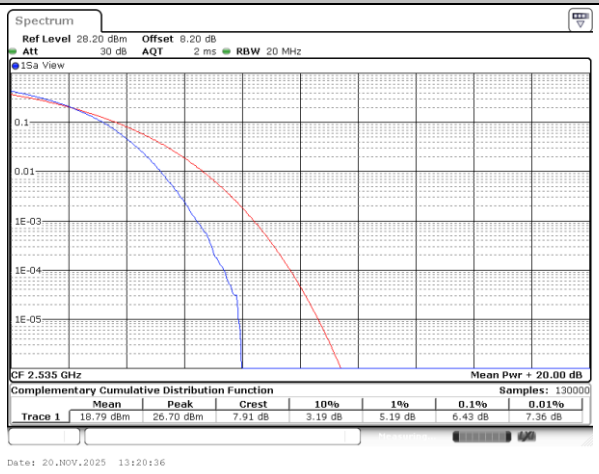

LTE Band 7 / 5MHz / QPSK	LTE Band 7 / 5MHz / 16QAM
Middle Channel / Full RB	Middle Channel / Full RB
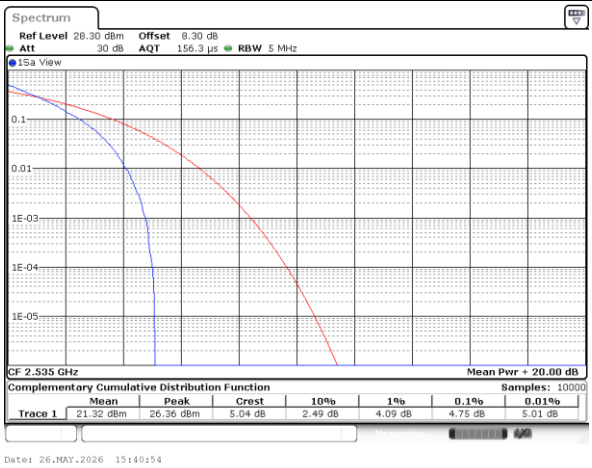	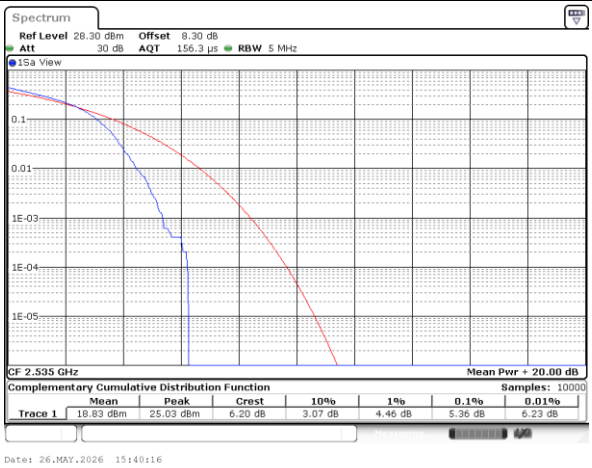

LTE Band 7 / 10MHz / QPSK	LTE Band 7 / 10MHz / 16QAM
Middle Channel / Full RB	Middle Channel / Full RB
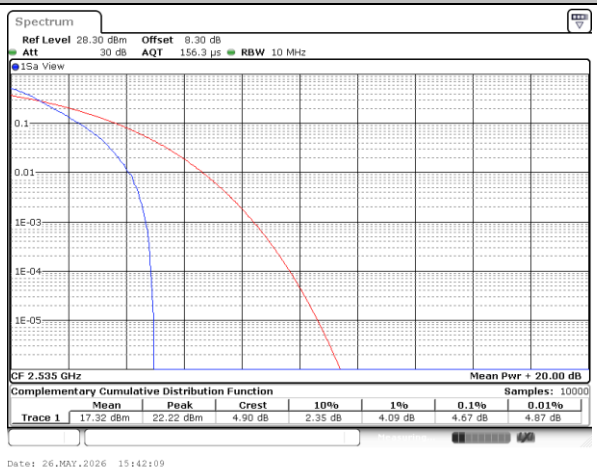	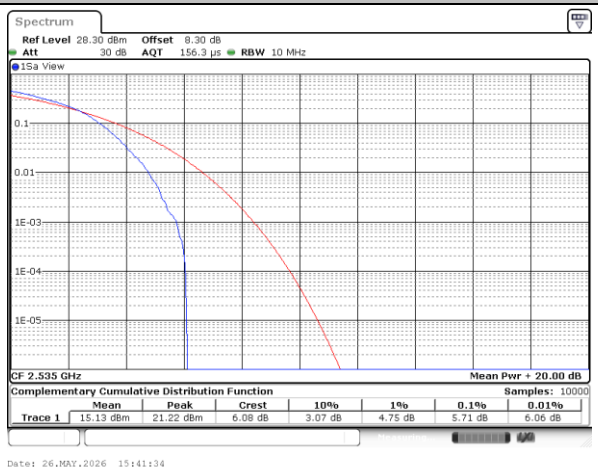

LTE Band 7 / 15MHz / QPSK	LTE Band 7 / 15MHz / 16QAM
Middle Channel / Full RB	Middle Channel / Full RB
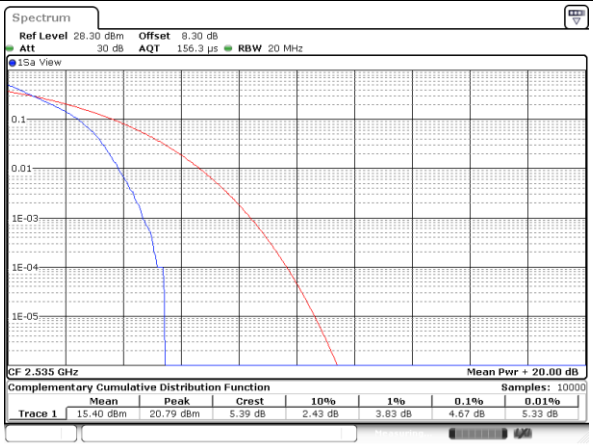	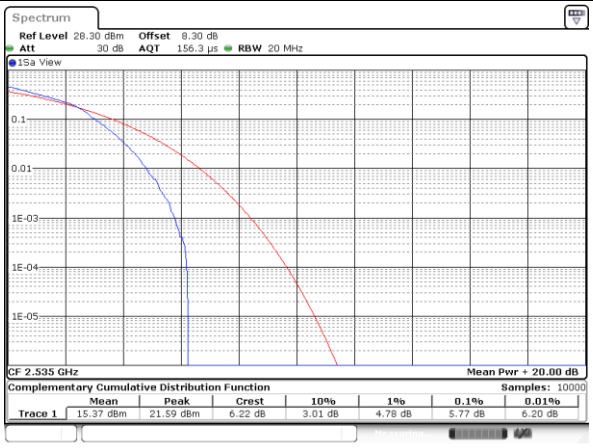

26dB Bandwidth

Mode	LTE Band 7 : 26dB BW(MHz)											
BW	1.4MHz		3MHz		5MHz		10MHz		15MHz		20MHz	
Mod.	QPSK	16QAM	QPSK	16QAM	QPSK	16QAM	QPSK	16QAM	QPSK	16QAM	QPSK	16QAM
Middle CH	-	-	-	-	4.92	4.83	9.78	9.80	14.52	14.19	19.16	18.76

LTE Band 7

Middle Channel / 5MHz / QPSK

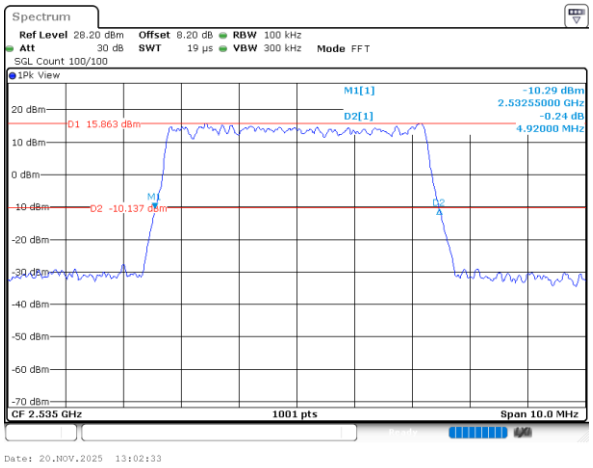

Middle Channel / 5MHz / 16QAM

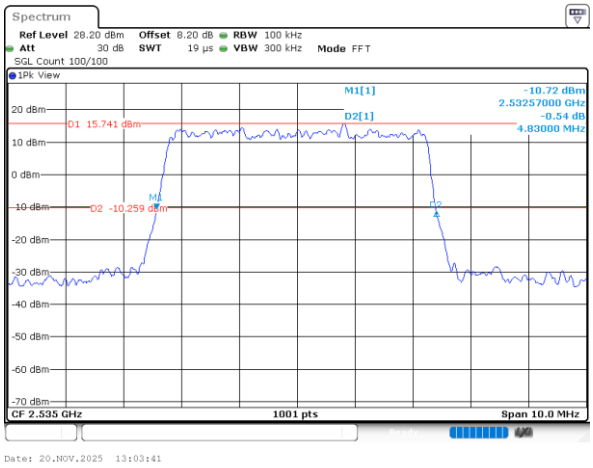

Middle Channel / 10MHz / QPSK

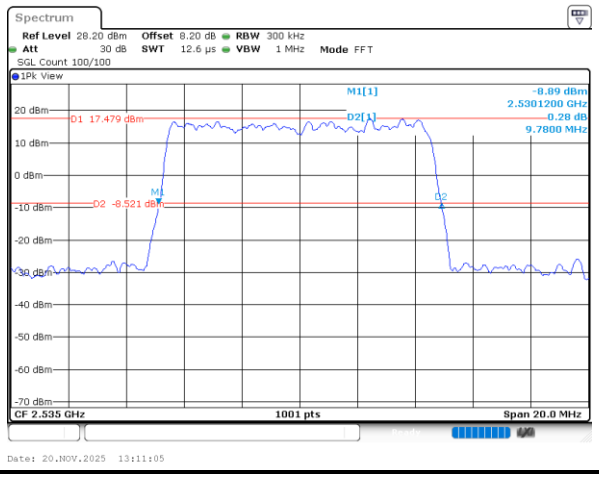

Middle Channel / 10MHz / 16QAM

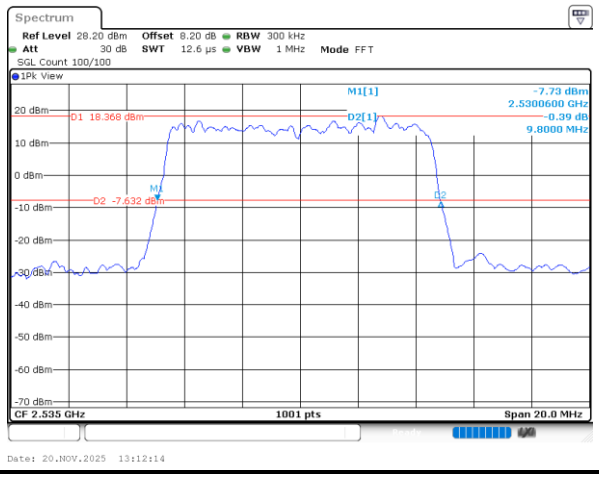

LTE Band 7

Middle Channel / 15MHz / QPSK

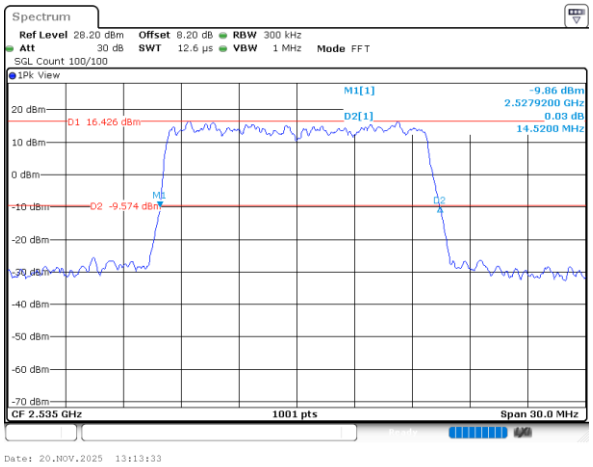

Middle Channel / 15MHz / 16QAM

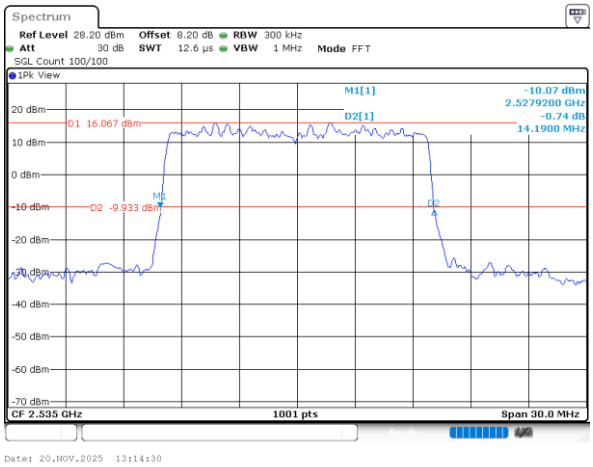

Middle Channel / 20MHz / QPSK

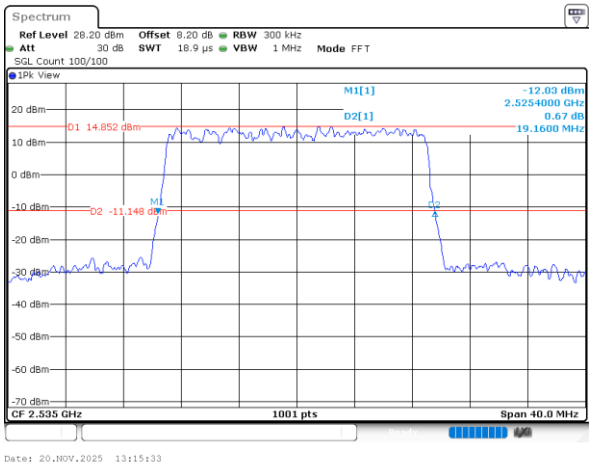
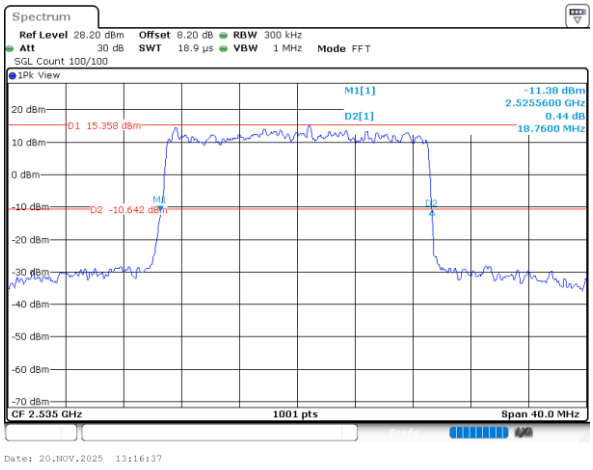
Middle Channel / 20MHz / 16QAM