Mode	4	
	Harmonic	
	2400-2483.5_BLE CS ASK_CH02_2404MHz	
ANT	3	
Pol.	Horizontal	Vertical
14.47G ~14.5G Avg	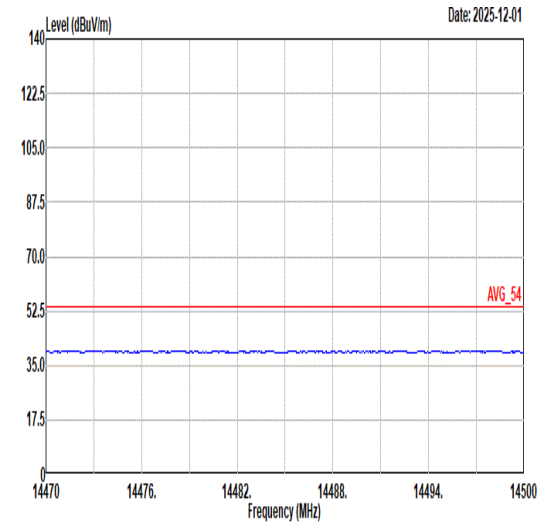 Site : 03CH11-HY Condition: AVG_54 3m 9120D_01620_250915 HORIZONTAL	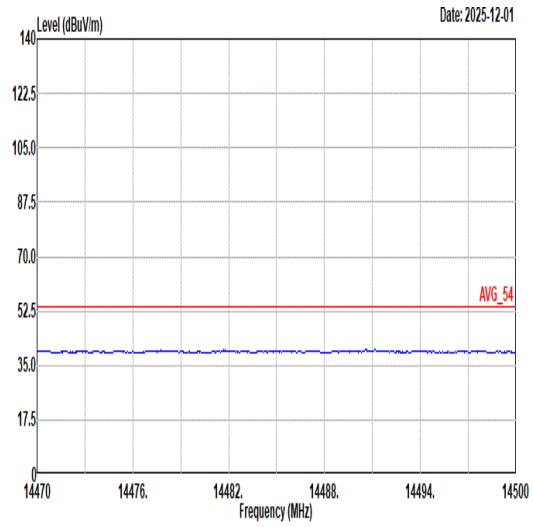 Site : 03CH11-HY Condition: AVG_54 3m 9120D_01620_250915 VERTICAL
17.7G ~18G Avg	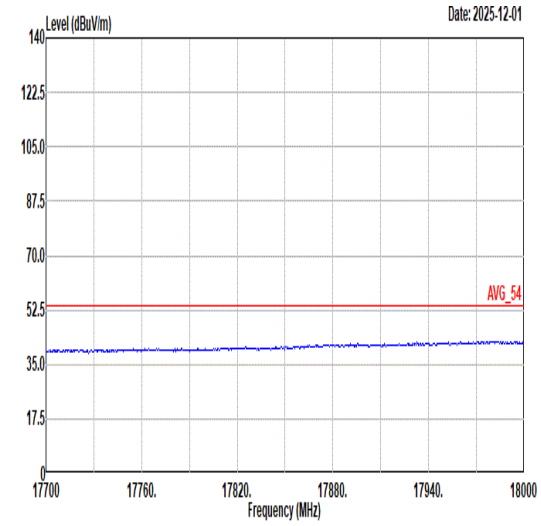 Site : 03CH11-HY Condition: AVG_54 3m 9120D_01620_250915 HORIZONTAL	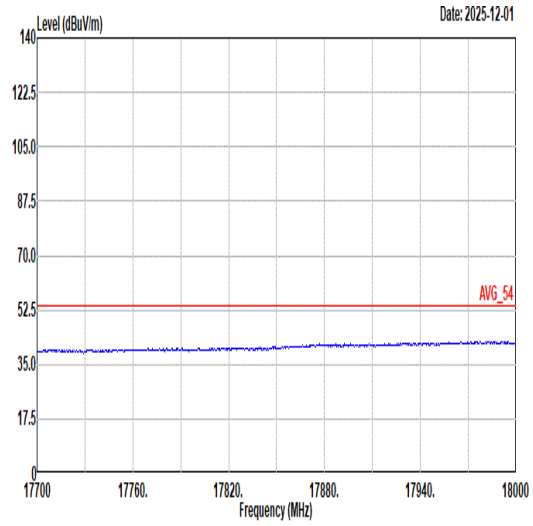 Site : 03CH11-HY Condition: AVG_54 3m 9120D_01620_250915 VERTICAL

Mode	5	
	Band Edge - L	
	2400-2483.5_BLE CS ASK_CH38_2440MHz	
ANT	3	
Pol.	Horizontal	Fundamental
Peak	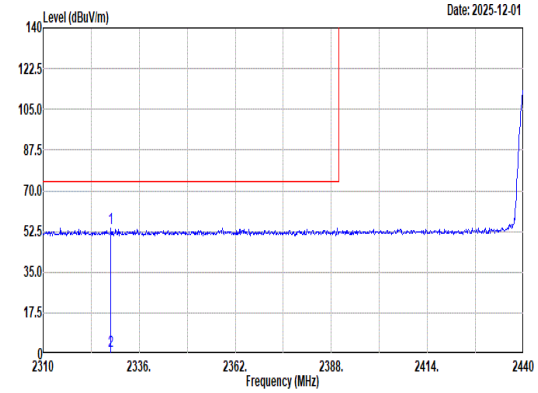 Site : 03CH11-HY Condition: PEAK_BE_74 3m 9120D_01620_250915 HORIZONTAL : RBW:1000.000kHz VBW:3000.000kHz SWT:Auto Freq Level Limit Line Margin Read Level Ant Factor Cable Loss Preamp Factor Aux Factor APos TPos Remark MHz dBuV/m dBuV/m dB dBuV dB/m dB dB dB cm deg 1 2328.33 53.77 74.00 -20.23 43.01 27.20 6.70 33.26 10.12 227 349 Peak 2 2328.33 0.81 54.00 -53.19 -- -- -- -- -- -- -- AVERAGE	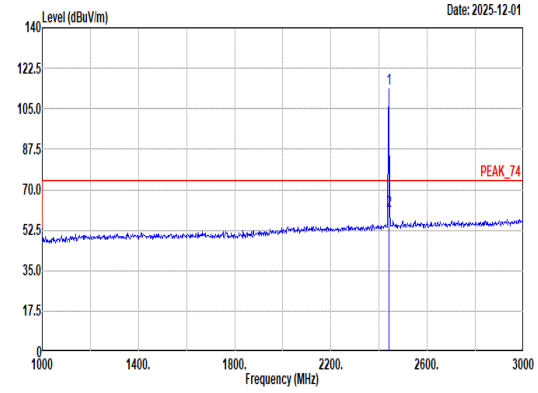 Site : 03CH11-HY Condition: PEAK_74 3m 9120D_01620_250915 HORIZONTAL : RBW:1000.000kHz VBW:3000.000kHz SWT:Auto Freq Level Limit Line Margin Read Level Ant Factor Cable Loss Preamp Factor Aux Factor APos TPos Remark MHz dBuV/m dBuV/m dB dBuV dB/m dB dB dB cm deg 1 2440.00 113.47 ------ ------ 102.17 27.50 6.84 33.16 10.12 227 349 Peak 2 2440.00 60.51 ------ ------ -- -- -- -- -- -- -- Average

Mode	5	
	Band Edge - R	
	2400-2483.5_BLE CS ASK_CH38_2440MHz	
ANT	3	
Pol.	Horizontal	Fundamental
Peak	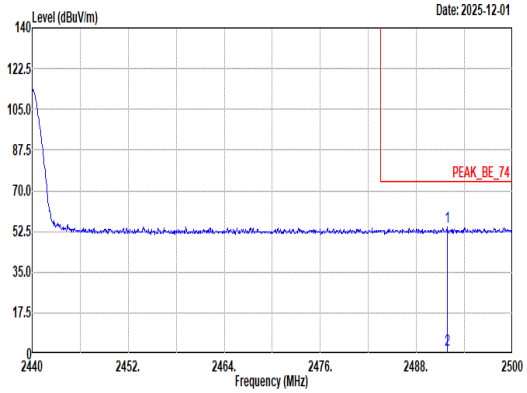 Site : 03CH11-HY Condition: PEAK_BE_74 3m 9120D_01620_250915 HORIZONTAL : RBW:1000.000kHz VBW:3000.000kHz SWT:Auto Limit Read Ant Cable Preamp Aux APos TPos Freq Level Line Margin Level Factor Loss Factor Factor Remark MHz dBuV/m dBuV/m dB dBuV dB/m dB dB dB cm deg 1 2491.84 54.62 74.00 -19.38 42.93 27.80 6.88 33.11 10.12 227 349 Peak 2 2491.84 1.66 54.00 -52.34 -- -- -- -- -- -- -- AVERAGE	Blank

Mode	5	
	Band Edge - L	
	2400-2483.5_BLE CS ASK_CH38_2440MHz	
ANT	3	
Pol.	Vertical	Fundamental
Peak	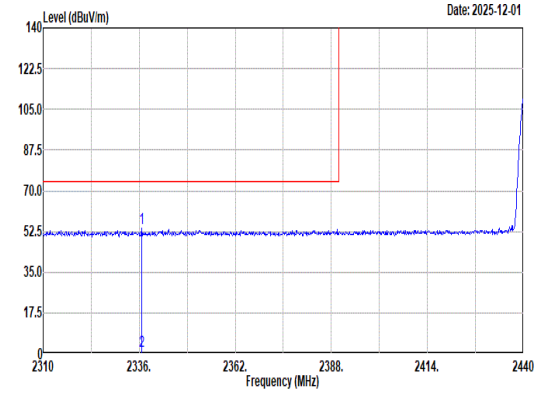 Site : 03CH11-HY Condition: PEAK_BE_74 3m 9120D_01620_250915 VERTICAL : RBW:1000.000kHz VBW:3000.000kHz SWT:Auto Freq Level Limit Line Margin Read Level Ant Factor Cable Loss Preamp Factor Aux Factor APos TPos Remark MHz dBuV/m dBuV/m dB dBuV dB/m dB dB dB cm deg 1 2336.65 53.89 74.00 -20.11 43.10 27.20 6.72 33.25 10.12 377 110 Peak 2 2336.65 0.93 54.00 -53.07 -- -- -- -- -- -- -- AVERAGE	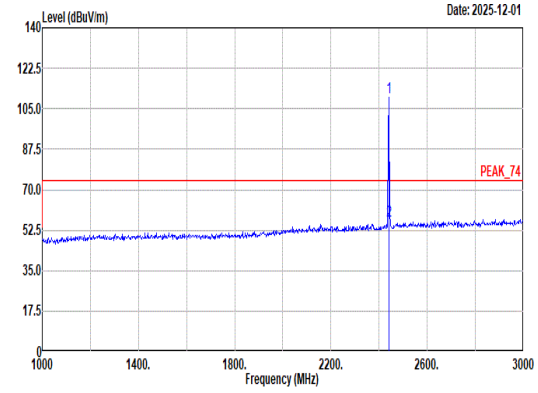 Site : 03CH11-HY Condition: PEAK_74 3m 9120D_01620_250915 VERTICAL : RBW:1000.000kHz VBW:3000.000kHz SWT:Auto Freq Level Limit Line Margin Read Level Ant Factor Cable Loss Preamp Factor Aux Factor APos TPos Remark MHz dBuV/m dBuV/m dB dBuV dB/m dB dB dB cm deg 1 2440.00 109.65 ------ ------ 98.35 27.50 6.84 33.16 10.12 377 110 Peak 2 2440.00 56.69 ------ ------ -- -- -- -- -- -- -- Average

Mode	5	
	Band Edge - R	
	2400-2483.5_BLE CS ASK_CH38_2440MHz	
ANT	3	
Pol.	Vertical	Fundamental
Peak	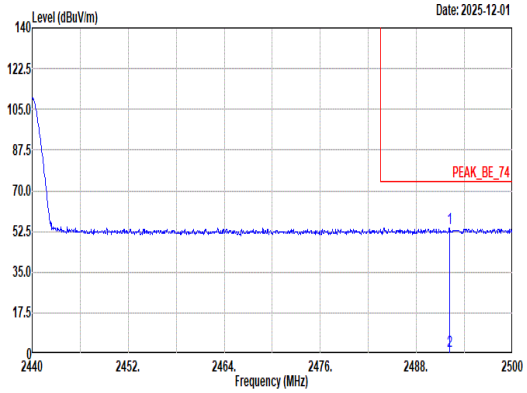 Site : 03CH11-HY Condition: PEAK_BE_74 3m 9120D_01620_250915 VERTICAL : RBW:1000.000kHz VBW:3000.000kHz SWT:Auto Limit Read Ant Cable Preamp Aux APos TPos Freq Level Line Margin Level Factor Loss Factor Factor Remark MHz dBuV/m dBuV/m dB dBuV dB/m dB dB dB cm deg 1 2492.14 54.10 74.00 -19.90 42.41 27.80 6.88 33.11 10.12 377 110 Peak 2 2492.14 1.14 54.00 -52.86 -- -- -- -- -- -- -- AVERAGE	Blank

Mode	5	
	Harmonic	
	2400-2483.5_BLE CS ASK_CH38_2440MHz	
ANT	3	
Pol.	Horizontal	Vertical
Peak Avg	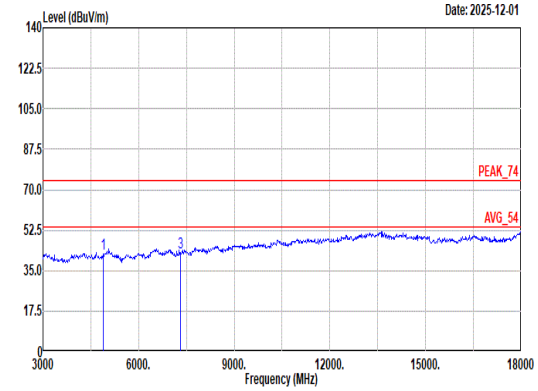 Site : 03CH11-HY Condition: PEAK_74 3m 9120D_01620_250915 HORIZONTAL Freq Level Limit Line Margin Read Level Ant Factor Cable Loss Preamp Factor Aux Factor APos TPos Remark MHz dBuV/m dBuV/m dB dBuV dB/m dB dB dB cm deg 1 4880.00 42.44 74.00 -31.56 64.91 32.62 10.66 66.70 0.95 -- -- Peak 2 4880.00 -10.52 54.00 -64.52 -- -- -- -- -- -- -- Average 3 7320.00 42.95 74.00 -31.05 57.98 36.82 13.74 65.78 0.19 -- -- Peak 4 7320.00 -10.01 54.00 -64.01 -- -- -- -- -- -- -- Average	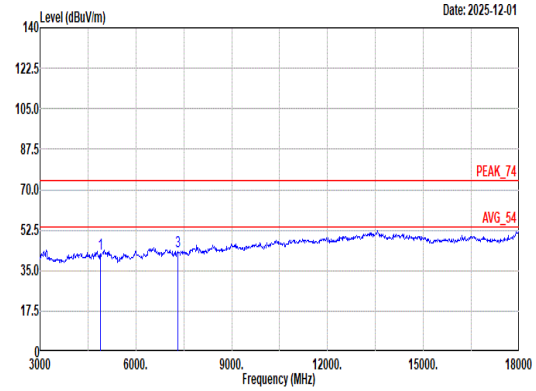 Site : 03CH11-HY Condition: PEAK_74 3m 9120D_01620_250915 VERTICAL Freq Level Limit Line Margin Read Level Ant Factor Cable Loss Preamp Factor Aux Factor APos TPos Remark MHz dBuV/m dBuV/m dB dBuV dB/m dB dB dB cm deg 1 4880.00 42.37 74.00 -31.63 64.84 32.62 10.66 66.70 0.95 -- -- Peak 2 4880.00 -10.59 54.00 -64.59 -- -- -- -- -- -- -- Average 3 7320.00 43.49 74.00 -30.51 58.52 36.82 13.74 65.78 0.19 -- -- Peak 4 7320.00 -9.47 54.00 -63.47 -- -- -- -- -- -- -- Average

Mode	5	
	Harmonic	
	2400-2483.5_BLE CS ASK_CH38_2440MHz	
ANT	3	
Pol.	Horizontal	Vertical
14.47G ~14.5G Avg	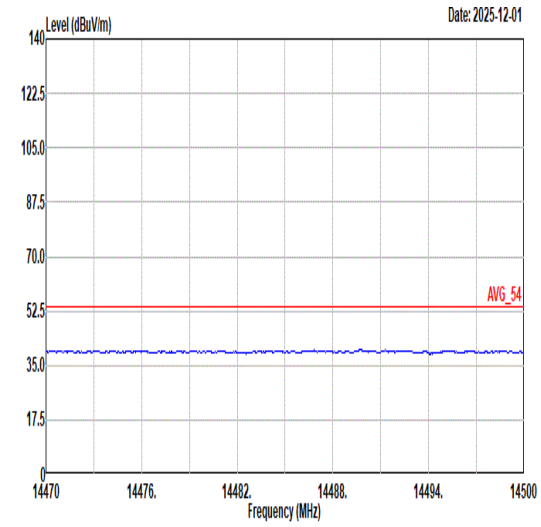 Site : 03CH11-HY Condition: AVG_54 3m 9120D_01620_250915 HORIZONTAL	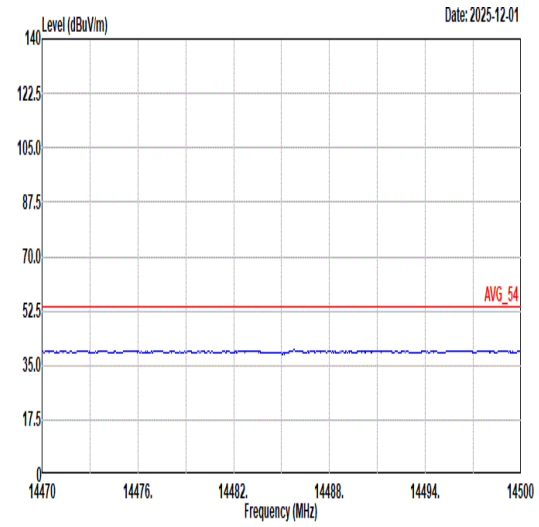 Site : 03CH11-HY Condition: AVG_54 3m 9120D_01620_250915 VERTICAL
17.7G ~18G Avg	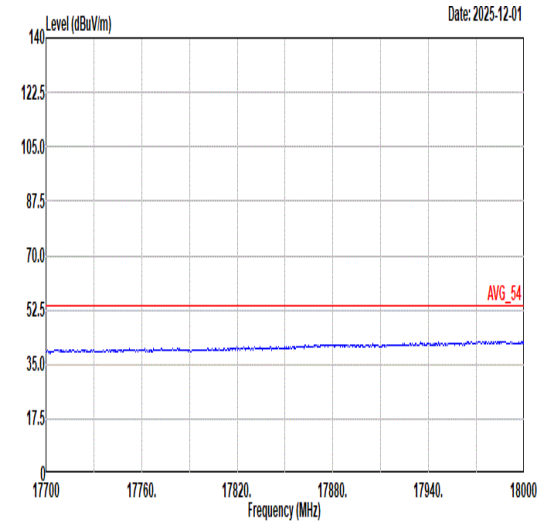 Site : 03CH11-HY Condition: AVG_54 3m 9120D_01620_250915 HORIZONTAL	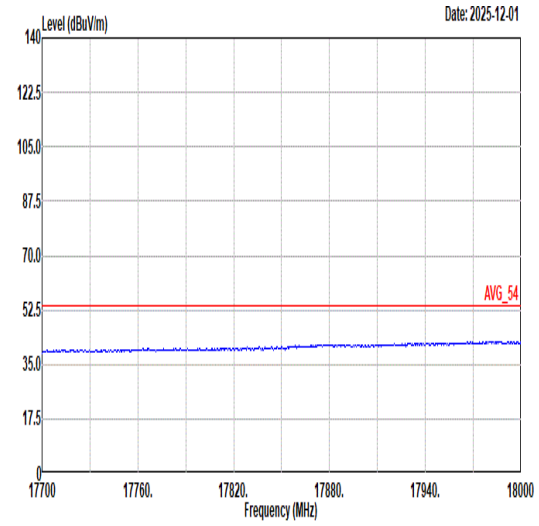 Site : 03CH11-HY Condition: AVG_54 3m 9120D_01620_250915 VERTICAL

Mode	6	
	Band Edge	
	2400-2483.5_BLE CS ASK_CH76_2478MHz	
ANT	3	
Pol.	Horizontal	Fundamental
Peak	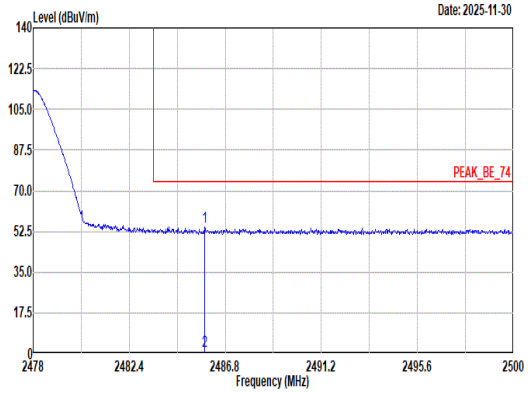 Site : 03CH11-HY Condition: PEAK_BE_74 3m 9120D_01620_250915 HORIZONTAL : RBW:1000.000kHz VBW:3000.000kHz SWT:Auto Freq Level Limit Line Margin Read Level Ant Factor Cable Loss Preamp Factor Aux Factor APos TPos Remark MHz dBuV/m dBuV/m dB dBuV dB/m dB dB dB cm deg 1 2485.85 54.18 74.00 -19.82 42.58 27.72 6.87 33.11 10.12 100 72 Peak 2 2485.85 1.22 54.00 -52.78 -- -- -- -- -- -- -- AVERAGE	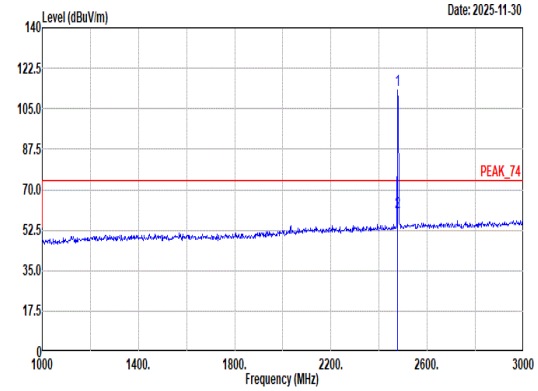 Site : 03CH11-HY Condition: PEAK_74 3m 9120D_01620_250915 HORIZONTAL : RBW:1000.000kHz VBW:3000.000kHz SWT:Auto Freq Level Limit Line Margin Read Level Ant Factor Cable Loss Preamp Factor Aux Factor APos TPos Remark MHz dBuV/m dBuV/m dB dBuV dB/m dB dB dB cm deg 1 2478.00 113.11 ------ ------ 101.64 27.60 6.87 33.12 10.12 100 72 Peak 2 2478.00 60.15 ------ ------ -- -- -- -- -- -- -- Average

Mode	6	
	Band Edge	
	2400-2483.5_BLE CS ASK_CH76_2478MHz	
ANT	3	
Pol.	Vertical	Fundamental
Peak	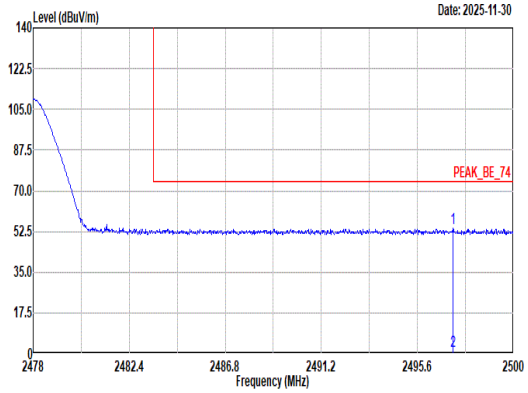 Site : 03CH11-HY Condition: PEAK_BE_74 3m 9120D_01620_250915 VERTICAL : RBW:1000.000kHz VBW:3000.000kHz SWT:Auto Freq Level Limit Line Margin Read Level Ant Factor Cable Loss Preamp Factor Aux Factor APos TPos Remark MHz dBuV/m dBuV/m dB dBuV dB/m dB dB dB cm deg 1 2497.23 53.90 74.00 -20.10 42.20 27.80 6.88 33.10 10.12 358 112 Peak 2 2497.23 0.94 54.00 -53.06 -- -- -- -- -- -- -- AVERAGE	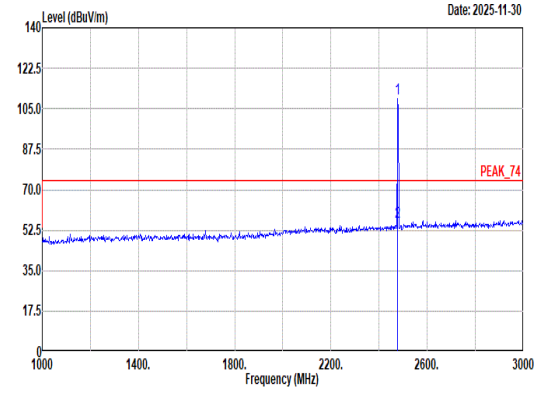 Site : 03CH11-HY Condition: PEAK_74 3m 9120D_01620_250915 VERTICAL : RBW:1000.000kHz VBW:3000.000kHz SWT:Auto Freq Level Limit Line Margin Read Level Ant Factor Cable Loss Preamp Factor Aux Factor APos TPos Remark MHz dBuV/m dBuV/m dB dBuV dB/m dB dB dB cm deg 1 2478.00 109.21 ------ ------ 97.74 27.60 6.87 33.12 10.12 358 112 Peak 2 2478.00 56.25 ------ ------ -- -- -- -- -- -- -- Average

Mode	6	
	Harmonic	
	2400-2483.5_BLE CS ASK_CH76_2478MHz	
ANT	3	
Pol.	Horizontal	Vertical
Peak Avg	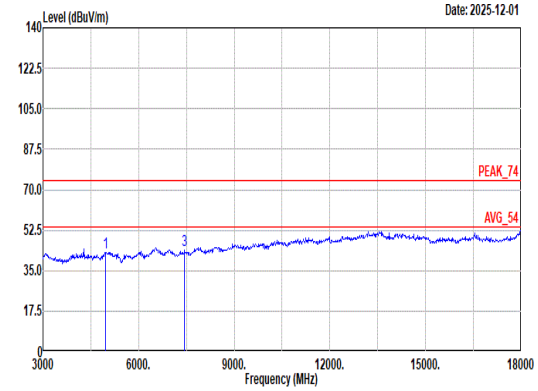 Site : 03CH11-HY Condition: PEAK_74 3m 9120D_01620_250915 HORIZONTAL Freq Level Limit Line Margin Read Level Ant Factor Cable Loss Preamp Factor Aux Factor APos TPos Remark MHz dBuV/m dBuV/m dB dBuV dB/m dB dB dB cm deg 1 4956.00 42.77 74.00 -31.23 64.54 32.92 10.99 66.64 0.96 -- -- Peak 2 4956.00 -10.19 54.00 -64.19 -- -- -- -- -- -- -- Average 3 7434.00 43.68 74.00 -30.32 59.27 36.30 13.85 65.92 0.18 -- -- Peak 4 7434.00 -9.28 54.00 -63.28 -- -- -- -- -- -- -- Average	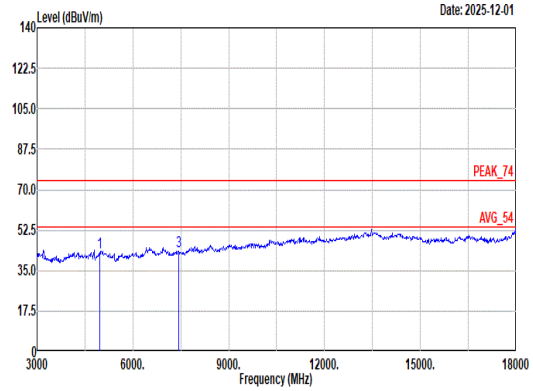 Site : 03CH11-HY Condition: PEAK_74 3m 9120D_01620_250915 VERTICAL Freq Level Limit Line Margin Read Level Ant Factor Cable Loss Preamp Factor Aux Factor APos TPos Remark MHz dBuV/m dBuV/m dB dBuV dB/m dB dB dB cm deg 1 4956.00 42.70 74.00 -31.30 64.47 32.92 10.99 66.64 0.96 -- -- Peak 2 4956.00 -10.26 54.00 -64.26 -- -- -- -- -- -- -- Average 3 7434.00 43.58 74.00 -30.42 59.17 36.30 13.85 65.92 0.18 -- -- Peak 4 7434.00 -9.38 54.00 -63.38 -- -- -- -- -- -- -- Average

Mode	6	
	Harmonic	
	2400-2483.5_BLE CS ASK_CH76_2478MHz	
ANT	3	
Pol.	Horizontal	Vertical
14.47G ~14.5G Avg	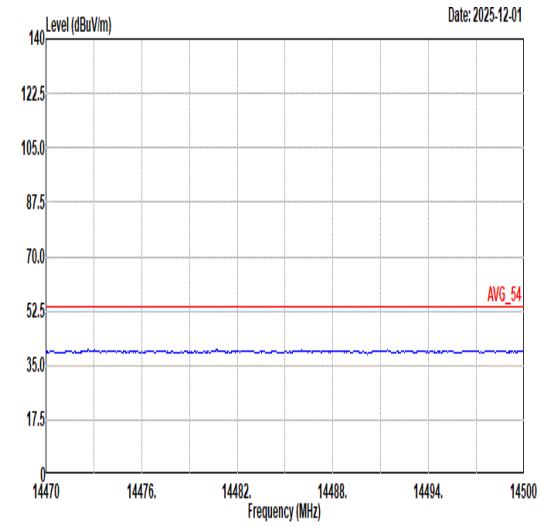 Site : 03CH11-HY Condition: AVG_54 3m 9120D_01620_250915 HORIZONTAL	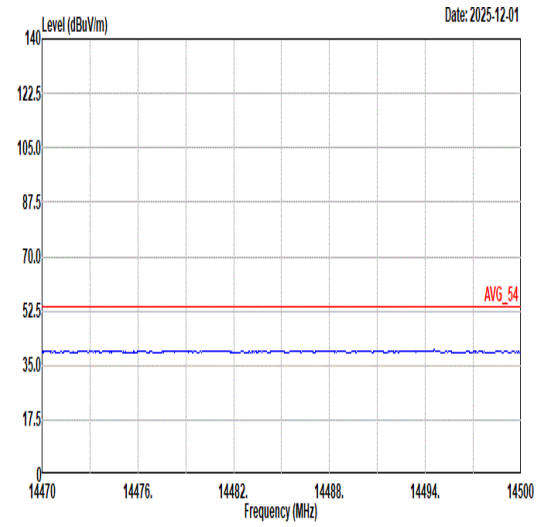 Site : 03CH11-HY Condition: AVG_54 3m 9120D_01620_250915 VERTICAL
17.7G ~18G Avg	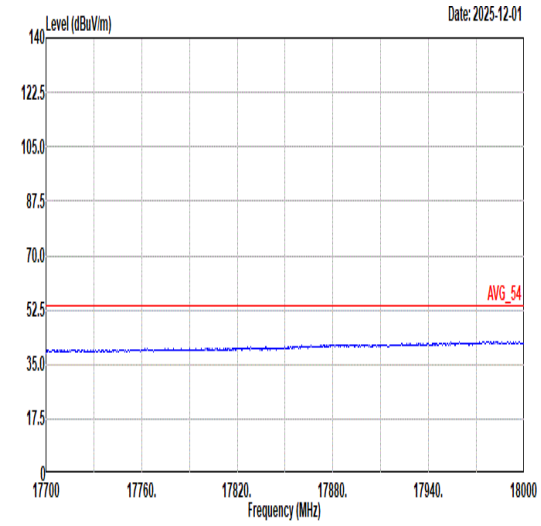 Site : 03CH11-HY Condition: AVG_54 3m 9120D_01620_250915 HORIZONTAL	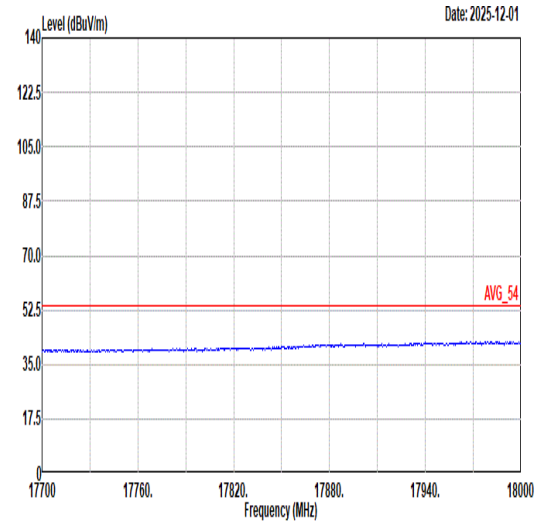 Site : 03CH11-HY Condition: AVG_54 3m 9120D_01620_250915 VERTICAL

Mode	13	
	SHF	
	2400-2483.5_BLE CS ASK_CH38_2440MHz	
ANT	3	
Pol.	Horizontal	Vertical
Peak	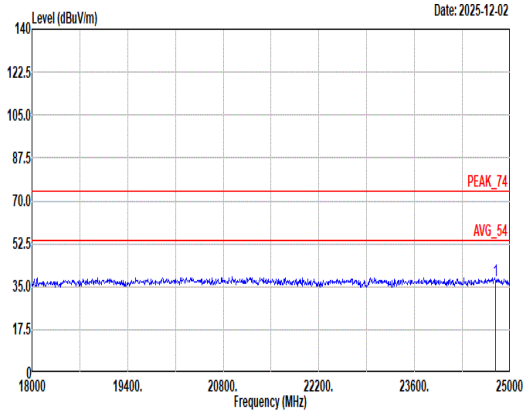 Site : 03CH11-HY Condition: PEAK_74 1m SHF_1225_250702 HORIZONTAL Freq Level Limit Line Margin Read Level Ant Factor Cable Loss Preamp Factor Aux Factor APos TPos Remark MHz dBuV/m dBuV/m dB dBuV dB/m dB dB dB cm deg 1 24783.00 37.58 74.00 -36.42 34.26 39.63 26.53 53.30 -9.54 -- -- Peak 2 24783.00 -15.57 54.00 -69.57 -- -- -- -- -- -- -- Average	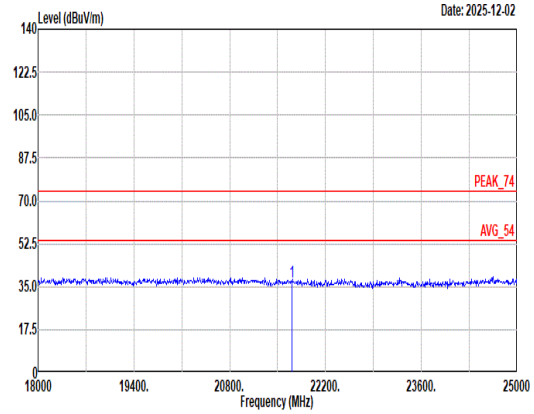 Site : 03CH11-HY Condition: PEAK_74 1m SHF_1225_250702 VERTICAL Freq Level Limit Line Margin Read Level Ant Factor Cable Loss Preamp Factor Aux Factor APos TPos Remark MHz dBuV/m dBuV/m dB dBuV dB/m dB dB dB cm deg 1 21710.00 37.00 74.00 -37.00 38.59 38.20 24.67 54.92 -9.54 -- -- Peak 2 21710.00 -16.15 54.00 -70.15 -- -- -- -- -- -- -- Average

Mode	15	
	LF	
	2400-2483.5_BLE CS ASK_CH38_2440MHz	
ANT	3	
Pol.	Horizontal	Vertical
QP/ Peak	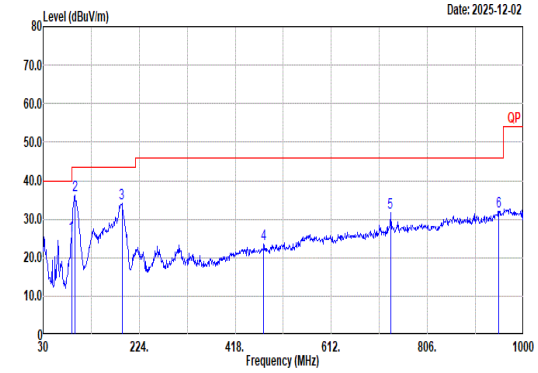	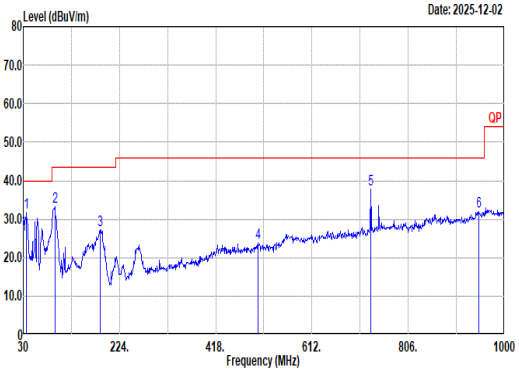

Site : 03CH11-HY
Condition: QP 3m Bilog_66925 & 24006_250219 HORIZONTAL

	Freq	Level	Limit Line	Margin	Read Level	Ant Factor	Cable Loss	Preamp Factor	Aux Factor	APos	TPos	Remark
	MHz	dBuV/m	dBuV/m	dB	dBuV	dB/m	dB	dB	dB	cm	deg	
1	87.23	25.59	40.00	-14.41	42.10	14.45	1.33	32.32	0.03	--	--	Peak
2	94.02	36.11	43.50	-7.39	51.62	15.40	1.39	32.32	0.02	--	--	Peak
3	189.08	34.25	43.50	-9.25	49.78	14.70	1.93	32.21	0.05	--	--	Peak
4	475.23	23.50	46.00	-22.50	28.99	23.60	3.03	32.20	0.08	--	--	Peak
5	731.31	31.58	46.00	-14.42	31.62	27.73	3.75	32.12	0.60	--	--	Peak
6	950.53	31.94	46.00	-14.06	26.93	31.22	4.28	30.89	0.40	--	--	Peak

Site : 03CH11-HY
Condition: QP 3m Bilog_66925 & 24006_250219 VERTICAL

	Freq	Level	Limit Line	Margin	Read Level	Ant Factor	Cable Loss	Preamp Factor	Aux Factor	APos	TPos	Remark
	MHz	dBuV/m	dBuV/m	dB	dBuV	dB/m	dB	dB	dB	cm	deg	
1	36.79	31.64	40.00	-8.36	41.37	21.68	0.88	32.32	0.03	--	--	Peak
2	94.02	33.09	43.50	-10.41	48.60	15.40	1.39	32.32	0.02	--	--	Peak
3	185.20	27.24	43.50	-16.26	42.80	14.68	1.91	32.21	0.06	--	--	Peak
4	503.36	23.71	46.00	-22.29	28.58	24.13	3.13	32.20	0.07	--	--	Peak
5	730.34	37.59	46.00	-8.41	37.64	27.71	3.75	32.12	0.61	--	--	Peak
6	947.62	31.94	46.00	-14.06	27.12	31.06	4.28	30.92	0.40	--	--	Peak

Mode	7	
	Band Edge	
	2400-2483.5_BLE CS ASK_CH02_2404MHz	
ANT	4	
Pol.	Horizontal	Fundamental
Peak	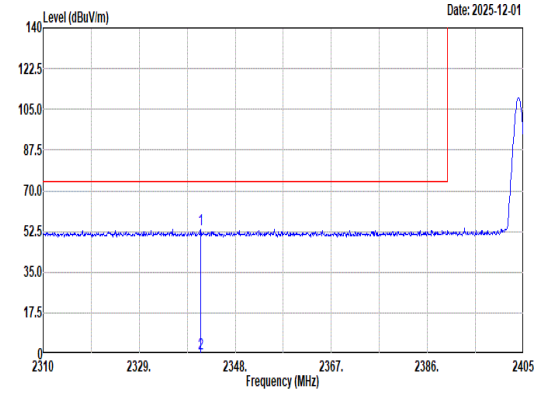 Site : 03CH11-HY Condition: PEAK_BE_74 3m 9120D_01620_250915 HORIZONTAL : RBW:1000.000kHz VBW:3000.000kHz SWT:Auto Freq Level Limit Line Margin Read Level Ant Factor Cable Loss Preamp Factor Aux Factor APos TPos Remark MHz dBuV/m dBuV/m dB dBuV dB/m dB dB dB cm deg 1 2341.16 53.36 74.00 -20.64 42.57 27.20 6.72 33.25 10.12 228 81 Peak 2 2341.16 0.21 54.00 -53.79 -- -- -- -- -- -- -- AVERAGE	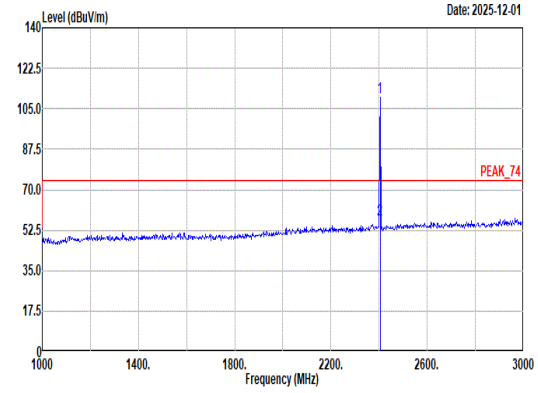 Site : 03CH11-HY Condition: PEAK_74 3m 9120D_01620_250915 HORIZONTAL : RBW:1000.000kHz VBW:3000.000kHz SWT:Auto Freq Level Limit Line Margin Read Level Ant Factor Cable Loss Preamp Factor Aux Factor APos TPos Remark MHz dBuV/m dBuV/m dB dBuV dB/m dB dB dB cm deg 1 2404.00 110.06 ------ ------ 98.97 27.34 6.82 33.19 10.12 228 81 Peak 2 2404.00 56.91 ------ ------ -- -- -- -- -- -- -- Average

Mode	7	
	Band Edge	
	2400-2483.5_BLE CS ASK_CH02_2404MHz	
ANT	4	
Pol.	Vertical	Fundamental
Peak	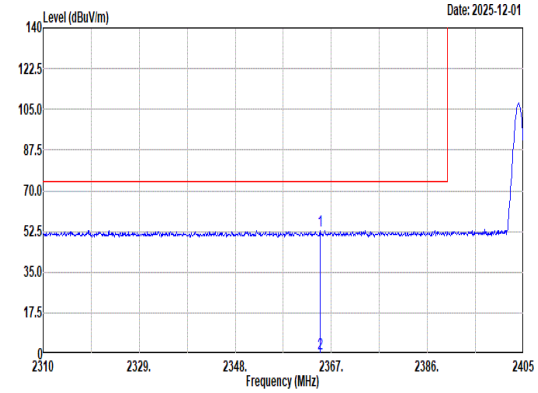 Site : 03CH11-HY Condition: PEAK_BE_74 3m 9120D_01620_250915 VERTICAL : RBW:1000.000kHz VBW:3000.000kHz SWT:Auto Freq Level Limit Line Margin Read Level Ant Factor Cable Loss Preamp Factor Aux Factor APos TPos Remark MHz dBuV/m dBuV/m dB dBuV dB/m dB dB dB cm deg 1 2364.72 53.03 74.00 -20.97 42.17 27.20 6.76 33.22 10.12 388 110 Peak 2 2364.72 -0.12 54.00 -54.12 -- -- -- -- -- -- -- AVERAGE	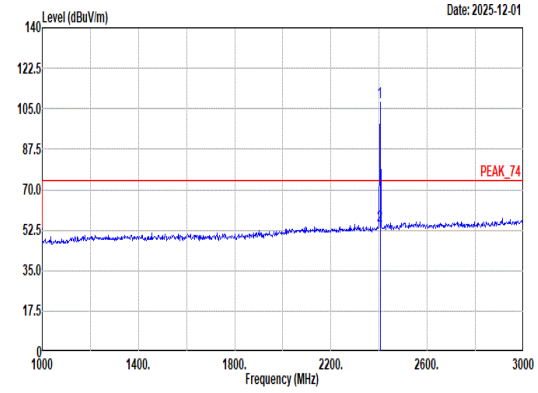 Site : 03CH11-HY Condition: PEAK_74 3m 9120D_01620_250915 VERTICAL : RBW:1000.000kHz VBW:3000.000kHz SWT:Auto Freq Level Limit Line Margin Read Level Ant Factor Cable Loss Preamp Factor Aux Factor APos TPos Remark MHz dBuV/m dBuV/m dB dBuV dB/m dB dB dB cm deg 1 2404.00 107.53 ------ ------ 96.44 27.34 6.82 33.19 10.12 388 110 Peak 2 2404.00 54.38 ------ ------ -- -- -- -- -- -- -- Average

Mode	7	
	Harmonic	
	2400-2483.5_BLE CS ASK_CH02_2404MHz	
ANT	4	
Pol.	Horizontal	Vertical
Peak Avg	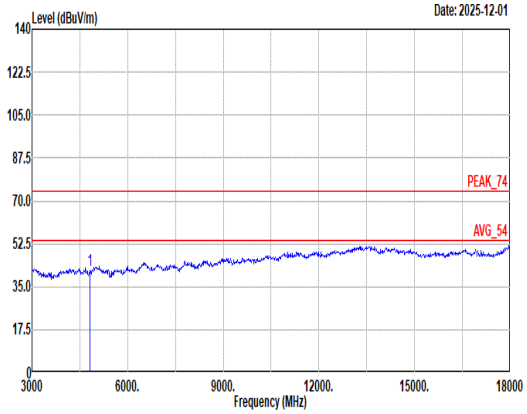 Site : 03CH11-HY Condition: PEAK_74 3m 9120D_01620_250915 HORIZONTAL Freq Level Limit Line Margin Read Level Ant Factor Cable Loss Preamp Factor Aux Factor APos TPos Remark MHz dBuV/m dBuV/m dB dBuV dB/m dB dB dB cm deg 1 4808.00 41.75 74.00 -32.25 64.87 32.33 10.35 66.75 0.95 -- -- Peak 2 4808.00 -11.40 54.00 -65.40 -- -- -- -- -- -- -- Average	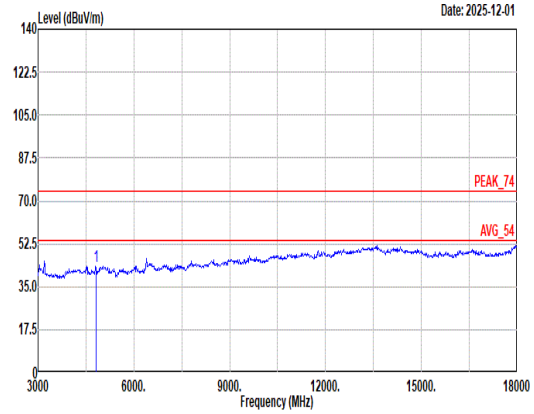 Site : 03CH11-HY Condition: PEAK_74 3m 9120D_01620_250915 VERTICAL Freq Level Limit Line Margin Read Level Ant Factor Cable Loss Preamp Factor Aux Factor APos TPos Remark MHz dBuV/m dBuV/m dB dBuV dB/m dB dB dB cm deg 1 4808.00 43.22 74.00 -30.78 66.34 32.33 10.35 66.75 0.95 -- -- Peak 2 4808.00 -9.93 54.00 -63.93 -- -- -- -- -- -- -- Average

Mode	7	
	Harmonic	
	2400-2483.5_BLE CS ASK_CH02_2404MHz	
ANT	4	
Pol.	Horizontal	Vertical
14.47G ~14.5G Avg	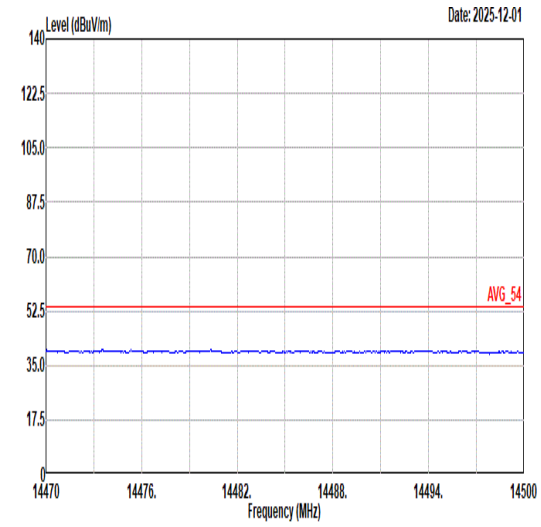 Site : 03CH11-HY Condition: AVG_54 3m 9120D_01620_250915 HORIZONTAL	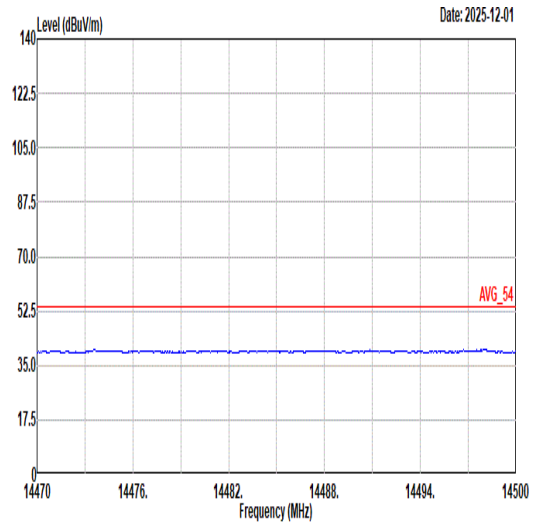 Site : 03CH11-HY Condition: AVG_54 3m 9120D_01620_250915 VERTICAL
17.7G ~18G Avg	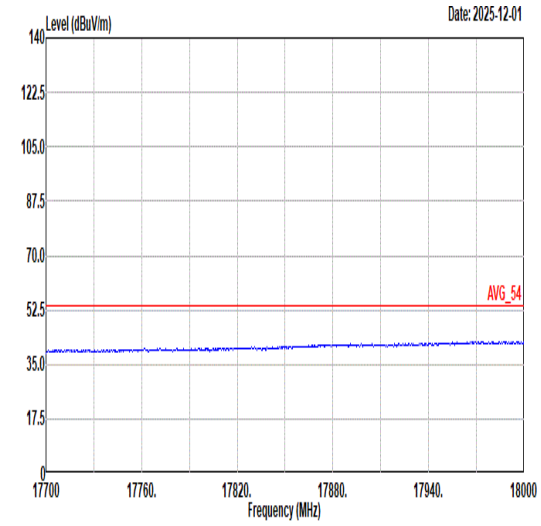 Site : 03CH11-HY Condition: AVG_54 3m 9120D_01620_250915 HORIZONTAL	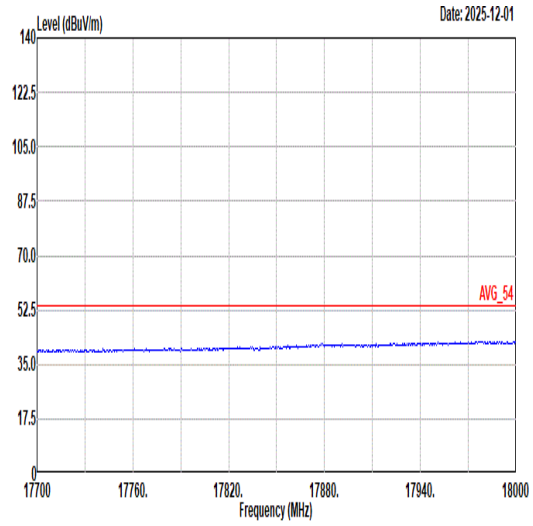 Site : 03CH11-HY Condition: AVG_54 3m 9120D_01620_250915 VERTICAL

Mode	8	
	Band Edge - L	
	2400-2483.5_BLE CS ASK_CH38_2440MHz	
ANT	4	
Pol.	Horizontal	Fundamental
Peak	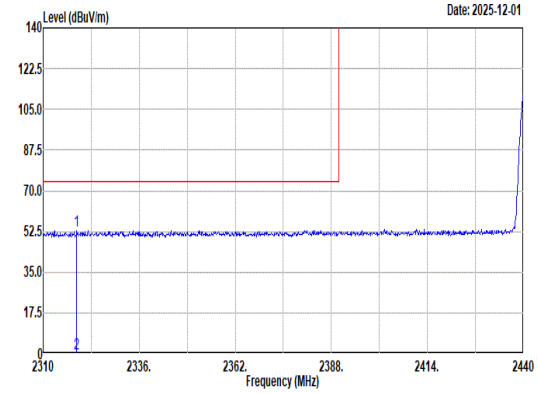 Site : 03CH11-HY Condition: PEAK_BE_74 3m 9120D_01620_250915 HORIZONTAL : RBW:1000.000kHz VBW:3000.000kHz SWT:Auto Freq Level Limit Line Margin Read Level Ant Factor Cable Loss Preamp Factor Aux Factor APos TPos Remark MHz dBuV/m dBuV/m dB dBuV dB/m dB dB dB cm deg 1 2319.10 53.08 74.00 -20.92 42.34 27.20 6.69 33.27 10.12 200 350 Peak 2 2319.10 -0.07 54.00 -54.07 -- -- -- -- -- -- -- AVERAGE	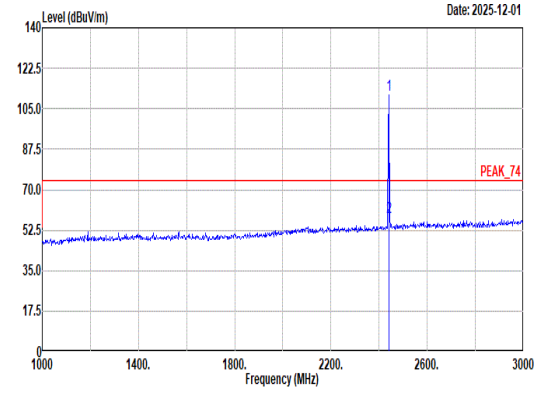 Site : 03CH11-HY Condition: PEAK_74 3m 9120D_01620_250915 HORIZONTAL : RBW:1000.000kHz VBW:3000.000kHz SWT:Auto Freq Level Limit Line Margin Read Level Ant Factor Cable Loss Preamp Factor Aux Factor APos TPos Remark MHz dBuV/m dBuV/m dB dBuV dB/m dB dB dB cm deg 1 2440.00 111.07 ------ ------ 99.77 27.50 6.84 33.16 10.12 200 350 Peak 2 2440.00 57.92 ------ ------ -- -- -- -- -- -- -- Average

Mode	8	
	Band Edge - R	
	2400-2483.5_BLE CS ASK_CH38_2440MHz	
ANT	4	
Pol.	Horizontal	Fundamental
Peak	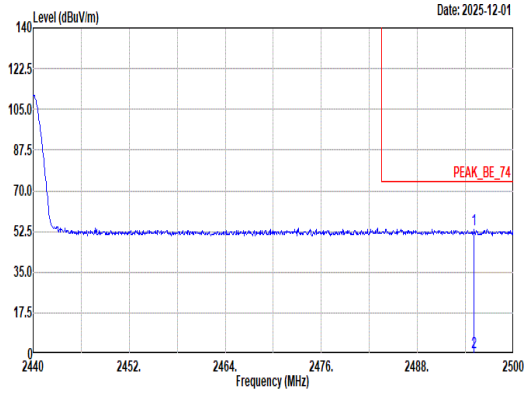 Site : 03CH11-HY Condition: PEAK_BE_74 3m 9120D_01620_250915 HORIZONTAL : RBW:1000.000kHz VBW:3000.000kHz SWT:Auto Limit Read Ant Cable Preamp Aux APos TPos Freq Level Line Margin Level Factor Loss Factor Factor Remark MHz dBuV/m dBuV/m dB dBuV dB/m dB dB dB cm deg 1 2495.08 53.55 74.00 -20.45 41.85 27.80 6.88 33.10 10.12 200 350 Peak 2 2495.08 0.40 54.00 -53.60 -- -- -- -- -- -- -- AVERAGE	Blank

Mode	8	
	Band Edge - L	
	2400-2483.5_BLE CS ASK_CH38_2440MHz	
ANT	4	
Pol.	Vertical	Fundamental
Peak	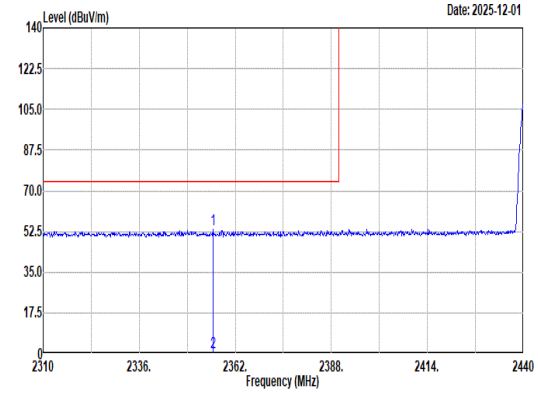 Site : 03CH11-HY Condition: PEAK_BE_74 3m 9120D_01620_250915 VERTICAL : RBW:1000.000kHz VBW:3000.000kHz SWT:Auto Limit Read Ant Cable Preamp Aux APos TPos Freq Level Line Margin Level Factor Loss Factor Factor Remark MHz dBuV/m dBuV/m dB dBuV dB/m dB dB dB cm deg 1 2356.02 53.53 74.00 -20.47 42.69 27.20 6.75 33.23 10.12 300 90 Peak 2 2356.02 0.38 54.00 -53.62 -- -- -- -- -- -- -- AVERAGE	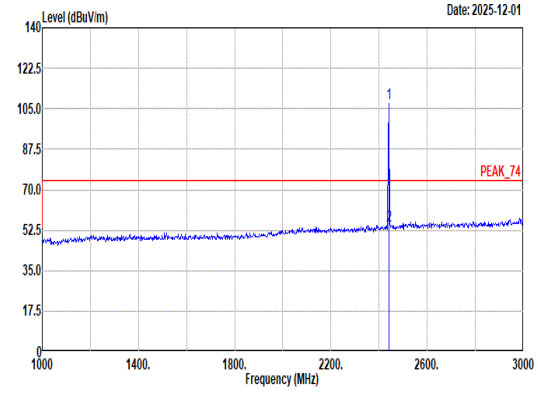 Site : 03CH11-HY Condition: PEAK_74 3m 9120D_01620_250915 VERTICAL : RBW:1000.000kHz VBW:3000.000kHz SWT:Auto Limit Read Ant Cable Preamp Aux APos TPos Freq Level Line Margin Level Factor Loss Factor Factor Remark MHz dBuV/m dBuV/m dB dBuV dB/m dB dB dB cm deg 1 2440.00 107.50 ------ ------ 96.20 27.50 6.84 33.16 10.12 300 90 Peak 2 2440.00 54.35 ------ ------ -- -- -- -- -- -- -- Average

Mode	8	
	Band Edge - R	
	2400-2483.5_BLE CS ASK_CH38_2440MHz	
ANT	4	
Pol.	Vertical	Fundamental
Peak	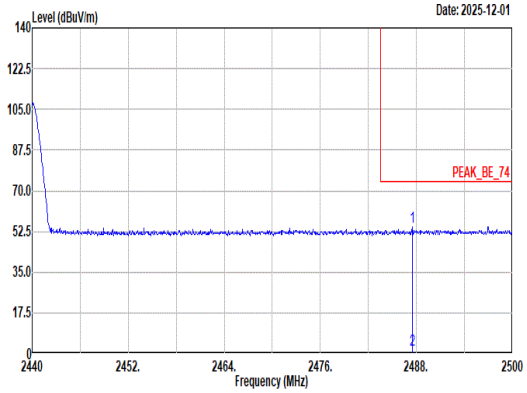 Site : 03CH11-HY Condition: PEAK_BE_74 3m 9120D_01620_250915 VERTICAL : RBW:1000.000kHz VBW:3000.000kHz SWT:Auto Limit Read Ant Cable Preamp Aux APos TPos Freq Level Line Margin Level Factor Loss Factor Factor Remark MHz dBuV/m dBuV/m dB dBuV dB/m dB dB dB cm deg 1 2487.46 54.48 74.00 -19.52 42.85 27.75 6.87 33.11 10.12 300 90 Peak 2 2487.46 1.33 54.00 -52.67 -- -- -- -- -- -- -- AVERAGE	Blank

Mode	8	
	Harmonic	
	2400-2483.5_BLE CS ASK_CH38_2440MHz	
ANT	4	
Pol.	Horizontal	Vertical
Peak Avg	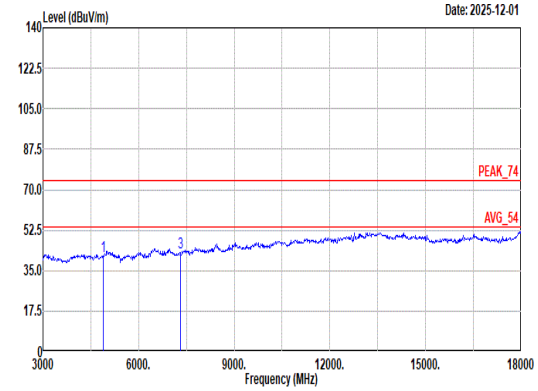 Site : 03CH11-HY Condition: PEAK_74 3m 9120D_01620_250915 HORIZONTAL Freq Level Limit Line Margin Read Level Ant Factor Cable Loss Preamp Factor Aux Factor APos TPos Remark MHz dBuV/m dBuV/m dB dBuV dB/m dB dB dB cm deg 1 4880.00 41.46 74.00 -32.54 63.93 32.62 10.66 66.70 0.95 -- -- Peak 2 4880.00 -11.69 54.00 -65.69 -- -- -- -- -- -- -- Average 3 7320.00 42.97 74.00 -31.03 58.00 36.82 13.74 65.78 0.19 -- -- Peak 4 7320.00 -10.18 54.00 -64.18 -- -- -- -- -- -- -- Average	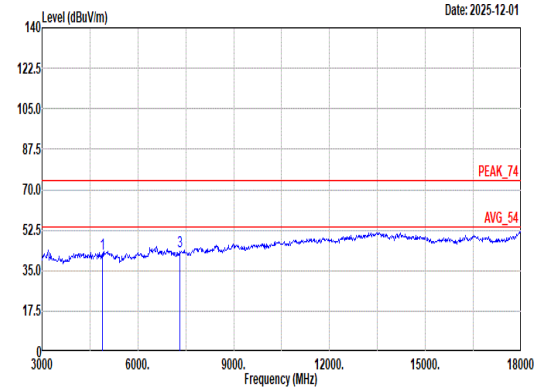 Site : 03CH11-HY Condition: PEAK_74 3m 9120D_01620_250915 VERTICAL Freq Level Limit Line Margin Read Level Ant Factor Cable Loss Preamp Factor Aux Factor APos TPos Remark MHz dBuV/m dBuV/m dB dBuV dB/m dB dB dB cm deg 1 4880.00 42.34 74.00 -31.66 64.81 32.62 10.66 66.70 0.95 -- -- Peak 2 4880.00 -10.81 54.00 -64.81 -- -- -- -- -- -- -- Average 3 7320.00 43.11 74.00 -30.89 58.14 36.82 13.74 65.78 0.19 -- -- Peak 4 7320.00 -10.04 54.00 -64.04 -- -- -- -- -- -- -- Average

Mode	8	
	Harmonic	
	2400-2483.5_BLE CS ASK_CH38_2440MHz	
ANT	4	
Pol.	Horizontal	Vertical
14.47G ~14.5G Avg	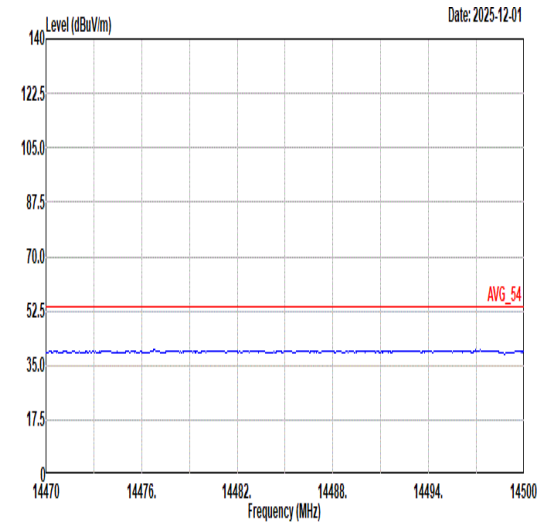 Site : 03CH11-HY Condition: AVG_54 3m 9120D_01620_250915 HORIZONTAL	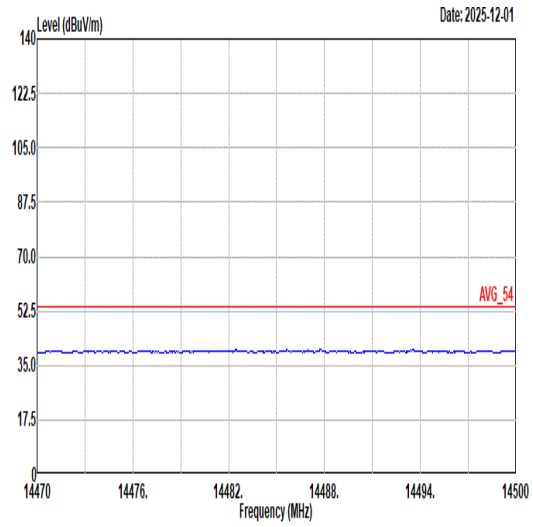 Site : 03CH11-HY Condition: AVG_54 3m 9120D_01620_250915 VERTICAL
17.7G ~18G Avg	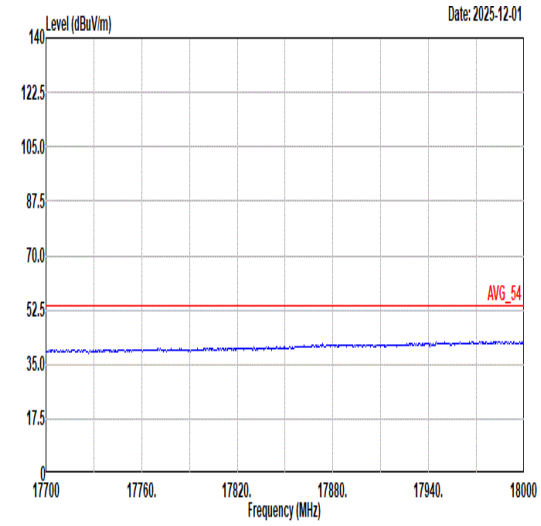 Site : 03CH11-HY Condition: AVG_54 3m 9120D_01620_250915 HORIZONTAL	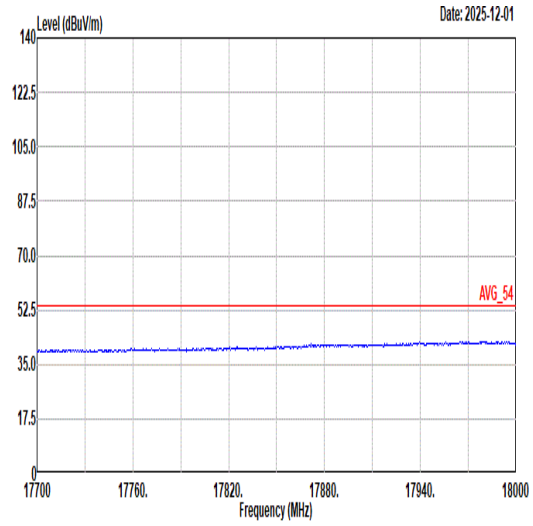 Site : 03CH11-HY Condition: AVG_54 3m 9120D_01620_250915 VERTICAL

Mode	9	
	Band Edge	
	2400-2483.5_BLE CS ASK_CH76_2478MHz	
ANT	4	
Pol.	Horizontal	Fundamental
Peak	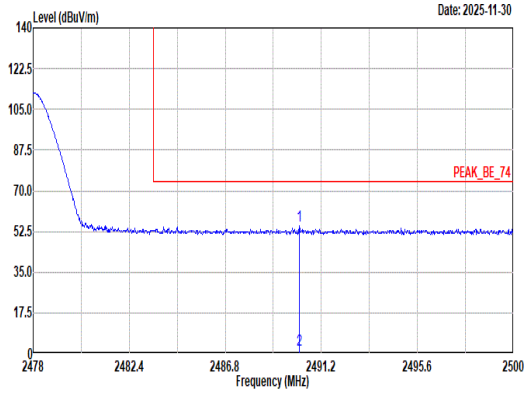 Site : 03CH11-HY Condition: PEAK_BE_74 3m 9120D_01620_250915 HORIZONTAL : RBW:1000.000kHz VBW:3000.000kHz SWT:Auto Freq Level Limit Line Margin Read Level Ant Factor Cable Loss Preamp Factor Aux Factor APos TPos Remark MHz dBuV/m dBuV/m dB dBuV dB/m dB dB dB cm deg 1 2490.19 54.91 74.00 -19.09 43.23 27.80 6.87 33.11 10.12 105 72 Peak 2 2490.19 1.76 54.00 -52.24 -- -- -- -- -- -- -- AVERAGE	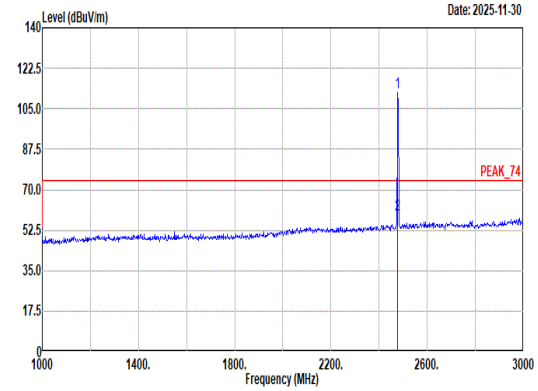 Site : 03CH11-HY Condition: PEAK_74 3m 9120D_01620_250915 HORIZONTAL : RBW:1000.000kHz VBW:3000.000kHz SWT:Auto Freq Level Limit Line Margin Read Level Ant Factor Cable Loss Preamp Factor Aux Factor APos TPos Remark MHz dBuV/m dBuV/m dB dBuV dB/m dB dB dB cm deg 1 2478.00 112.06 ------ ------ 100.59 27.60 6.87 33.12 10.12 105 72 Peak 2 2478.00 58.91 ------ ------ -- -- -- -- -- -- -- Average

Mode	9	
	Band Edge	
	2400-2483.5_BLE CS ASK_CH76_2478MHz	
ANT	4	
Pol.	Vertical	Fundamental
Peak	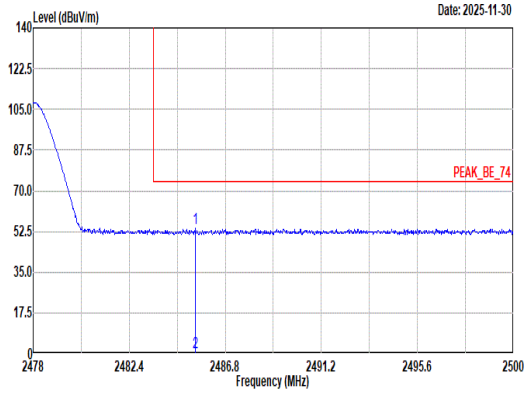 Site : 03CH11-HY Condition: PEAK_BE_74 3m 9120D_01620_250915 VERTICAL : RBW:1000.000kHz VBW:3000.000kHz SWT:Auto Freq Level Limit Line Margin Read Level Ant Factor Cable Loss Preamp Factor Aux Factor APos TPos Remark MHz dBuV/m dBuV/m dB dBuV dB/m dB dB dB cm deg 1 2485.44 53.76 74.00 -20.24 42.17 27.71 6.87 33.11 10.12 359 112 Peak 2 2485.44 0.60 54.00 -53.40 -- -- -- -- -- -- -- AVERAGE	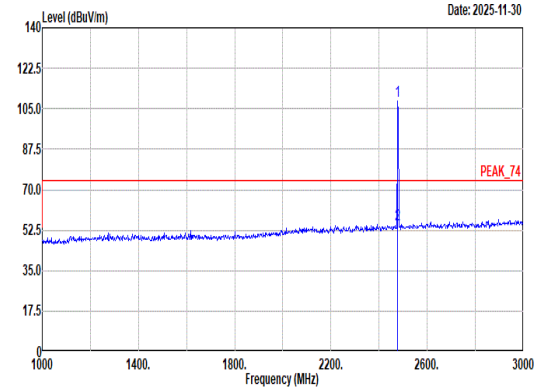 Site : 03CH11-HY Condition: PEAK_74 3m 9120D_01620_250915 VERTICAL : RBW:1000.000kHz VBW:3000.000kHz SWT:Auto Freq Level Limit Line Margin Read Level Ant Factor Cable Loss Preamp Factor Aux Factor APos TPos Remark MHz dBuV/m dBuV/m dB dBuV dB/m dB dB dB cm deg 1 2478.00 108.04 ------ ------ 96.57 27.60 6.87 33.12 10.12 359 112 Peak 2 2478.00 54.89 ------ ------ -- -- -- -- -- -- -- Average

Mode	9	
	Harmonic	
	2400-2483.5_BLE CS ASK_CH76_2478MHz	
ANT	4	
Pol.	Horizontal	Vertical
Peak Avg	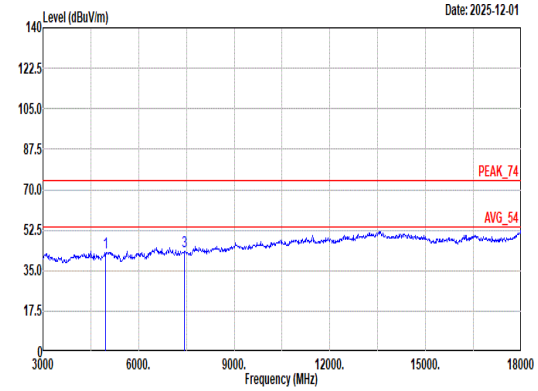 Site : 03CH11-HY Condition: PEAK_74 3m 9120D_01620_250915 HORIZONTAL Freq Level Limit Line Margin Read Level Ant Factor Cable Loss Preamp Factor Aux Factor APos TPos Remark MHz dBuV/m dBuV/m dB dBuV dB/m dB dB dB cm deg 1 4956.00 42.82 74.00 -31.18 64.59 32.92 10.99 66.64 0.96 -- -- Peak 2 4956.00 -10.33 54.00 -64.33 -- -- -- -- -- -- -- Average 3 7434.00 43.52 74.00 -30.48 59.11 36.30 13.85 65.92 0.18 -- -- Peak 4 7434.00 -9.63 54.00 -63.63 -- -- -- -- -- -- -- Average	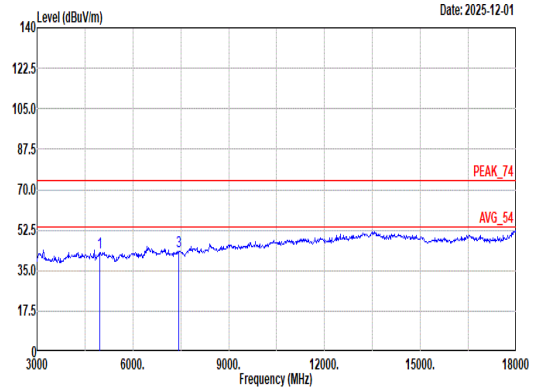 Site : 03CH11-HY Condition: PEAK_74 3m 9120D_01620_250915 VERTICAL Freq Level Limit Line Margin Read Level Ant Factor Cable Loss Preamp Factor Aux Factor APos TPos Remark MHz dBuV/m dBuV/m dB dBuV dB/m dB dB dB cm deg 1 4956.00 42.58 74.00 -31.42 64.35 32.92 10.99 66.64 0.96 -- -- Peak 2 4956.00 -10.57 54.00 -64.57 -- -- -- -- -- -- -- Average 3 7434.00 43.11 74.00 -30.89 58.70 36.30 13.85 65.92 0.18 -- -- Peak 4 7434.00 -10.04 54.00 -64.04 -- -- -- -- -- -- -- Average

Mode	9	
	Harmonic	
	2400-2483.5_BLE CS ASK_CH76_2478MHz	
ANT	4	
Pol.	Horizontal	Vertical
14.47G ~14.5G Avg	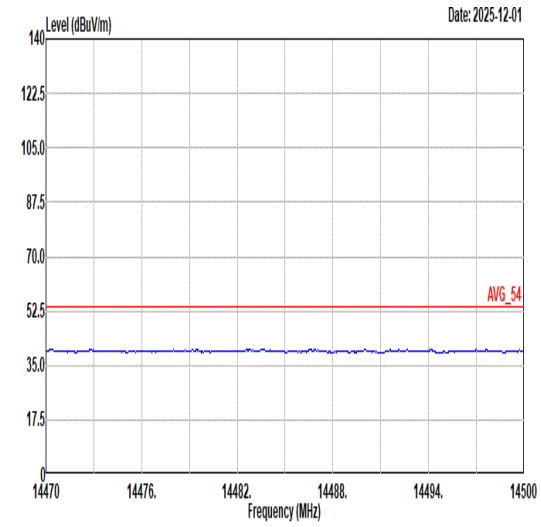 Site : 03CH11-HY Condition: AVG_54 3m 9120D_01620_250915 HORIZONTAL	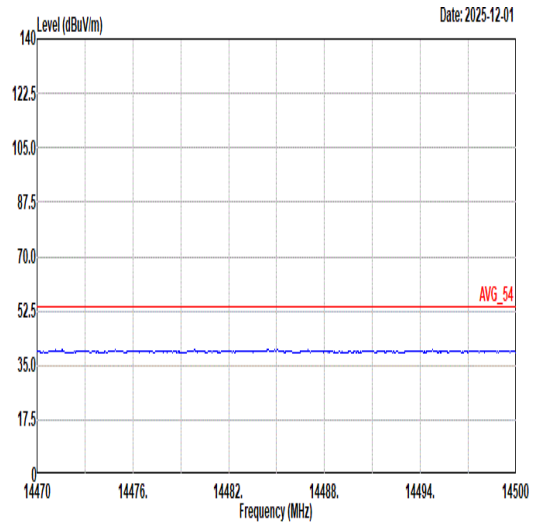 Site : 03CH11-HY Condition: AVG_54 3m 9120D_01620_250915 VERTICAL
17.7G ~18G Avg	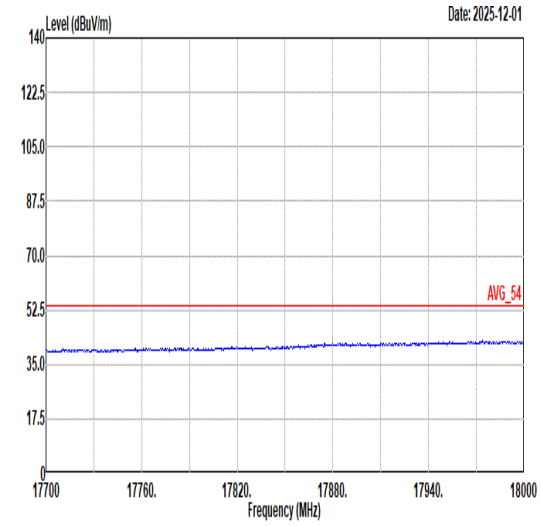 Site : 03CH11-HY Condition: AVG_54 3m 9120D_01620_250915 HORIZONTAL	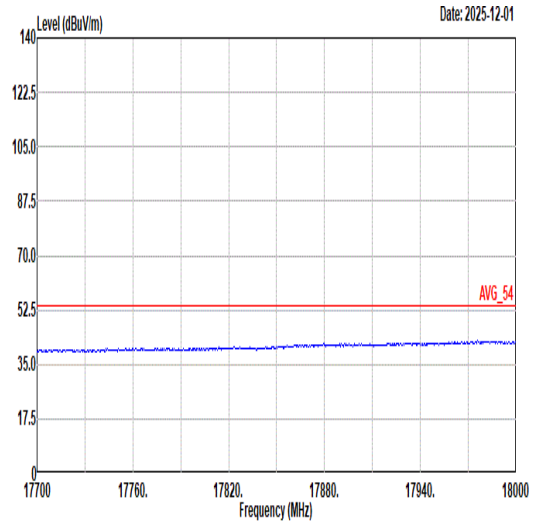 Site : 03CH11-HY Condition: AVG_54 3m 9120D_01620_250915 VERTICAL

Mode	10	
	Band Edge	
	2400-2483.5_BLE CS ASK_CH02_2404MHz	
ANT	4	
Pol.	Horizontal	Fundamental
Peak	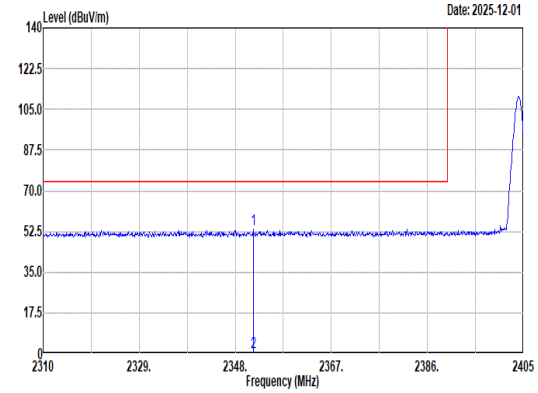 Site : 03CH11-HY Condition: PEAK_BE_74 3m 9120D_01620_250915 HORIZONTAL : RBW:1000.000kHz VBW:3000.000kHz SWT:Auto Freq Level Limit Line Margin Read Level Ant Factor Cable Loss Preamp Factor Aux Factor APos TPos Remark MHz dBuV/m dBuV/m dB dBuV dB/m dB dB dB cm deg 1 2351.61 53.27 74.00 -20.73 42.45 27.20 6.74 33.24 10.12 206 41 Peak 2 2351.61 0.31 54.00 -53.69 -- -- -- -- -- -- -- AVERAGE	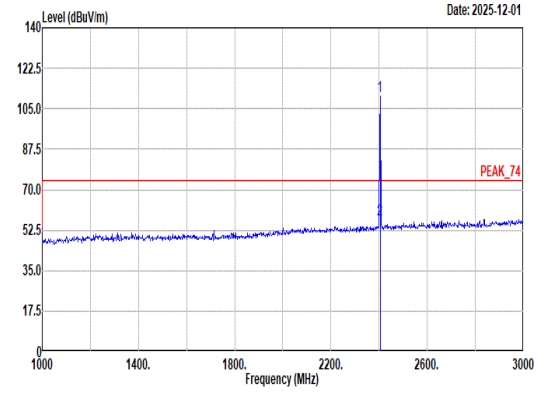 Site : 03CH11-HY Condition: PEAK_74 3m 9120D_01620_250915 HORIZONTAL : RBW:1000.000kHz VBW:3000.000kHz SWT:Auto Freq Level Limit Line Margin Read Level Ant Factor Cable Loss Preamp Factor Aux Factor APos TPos Remark MHz dBuV/m dBuV/m dB dBuV dB/m dB dB dB cm deg 1 2404.00 110.25 ------ ------ 99.16 27.34 6.82 33.19 10.12 206 41 Peak 2 2404.00 57.29 ------ ------ -- -- -- -- -- -- -- Average

Mode	10	
	Band Edge	
	2400-2483.5_BLE CS ASK_CH02_2404MHz	
ANT	4	
Pol.	Vertical	Fundamental
Peak	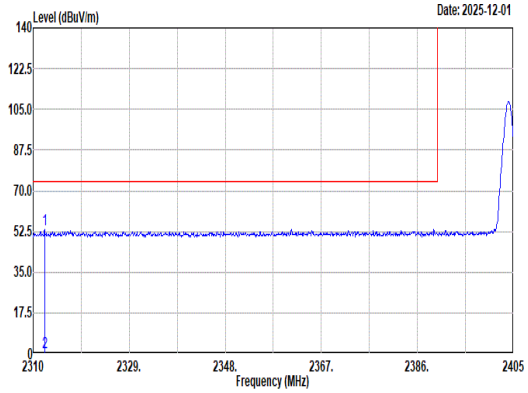 Site : 03CH11-HY Condition: PEAK_BE_74 3m 9120D_01620_250915 VERTICAL : RBW:1000.000kHz VBW:3000.000kHz SWT:Auto Freq Level Limit Line Margin Read Level Ant Factor Cable Loss Preamp Factor Aux Factor APos TPos Remark MHz dBuV/m dBuV/m dB dBuV dB/m dB dB dB cm deg 1 2312.28 53.58 74.00 -20.42 42.85 27.20 6.68 33.27 10.12 342 128 Peak 2 2312.28 0.62 54.00 -53.38 -- -- -- -- -- -- -- AVERAGE	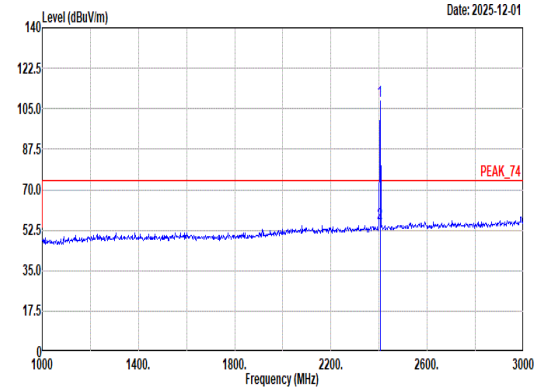 Site : 03CH11-HY Condition: PEAK_74 3m 9120D_01620_250915 VERTICAL : RBW:1000.000kHz VBW:3000.000kHz SWT:Auto Freq Level Limit Line Margin Read Level Ant Factor Cable Loss Preamp Factor Aux Factor APos TPos Remark MHz dBuV/m dBuV/m dB dBuV dB/m dB dB dB cm deg 1 2404.00 108.39 ------ ------ 97.30 27.34 6.82 33.19 10.12 342 128 Peak 2 2404.00 55.43 ------ ------ -- -- -- -- -- -- -- Average

Mode	10	
	Harmonic	
	2400-2483.5_BLE CS ASK_CH02_2404MHz	
ANT	4	
Pol.	Horizontal	Vertical
Peak Avg	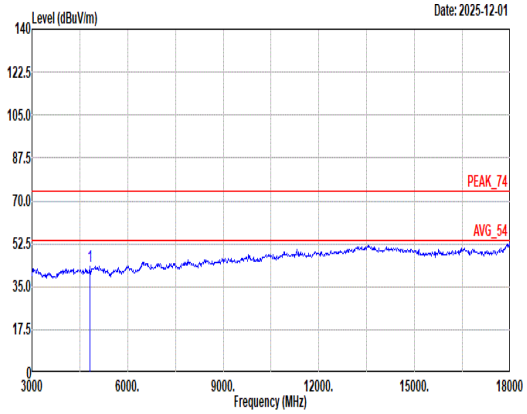 Site : 03CH11-HY Condition: PEAK_74 3m 9120D_01620_250915 HORIZONTAL Freq Level Limit Line Margin Read Level Ant Factor Cable Loss Preamp Factor Aux Factor APos TPos Remark MHz dBuV/m dBuV/m dB dBuV dB/m dB dB dB cm deg 1 4808.00 43.16 74.00 -30.84 66.28 32.33 10.35 66.75 0.95 -- -- Peak 2 4808.00 -9.80 54.00 -63.80 -- -- -- -- -- -- -- Average	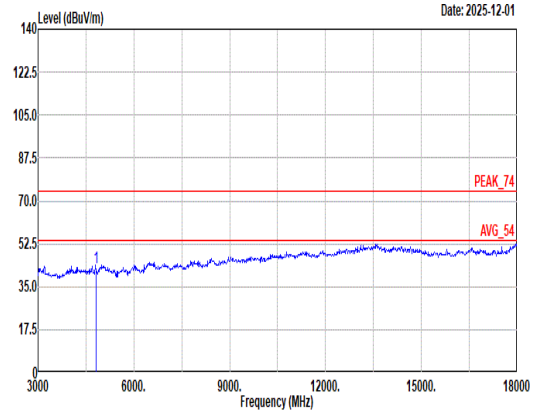 Site : 03CH11-HY Condition: PEAK_74 3m 9120D_01620_250915 VERTICAL Freq Level Limit Line Margin Read Level Ant Factor Cable Loss Preamp Factor Aux Factor APos TPos Remark MHz dBuV/m dBuV/m dB dBuV dB/m dB dB dB cm deg 1 4808.00 42.85 74.00 -31.15 65.97 32.33 10.35 66.75 0.95 -- -- Peak 2 4808.00 -10.11 54.00 -64.11 -- -- -- -- -- -- -- Average

Mode	10	
	Harmonic	
	2400-2483.5_BLE CS ASK_CH02_2404MHz	
ANT	4	
Pol.	Horizontal	Vertical
14.47G ~14.5G Avg	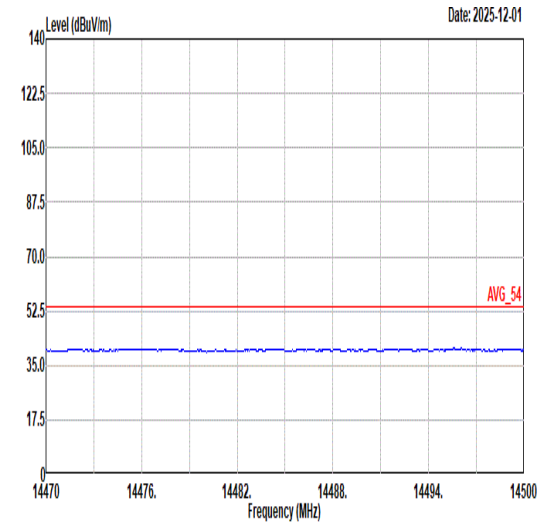 Site : 03CH11-HY Condition: AVG_54 3m 9120D_01620_250915 HORIZONTAL	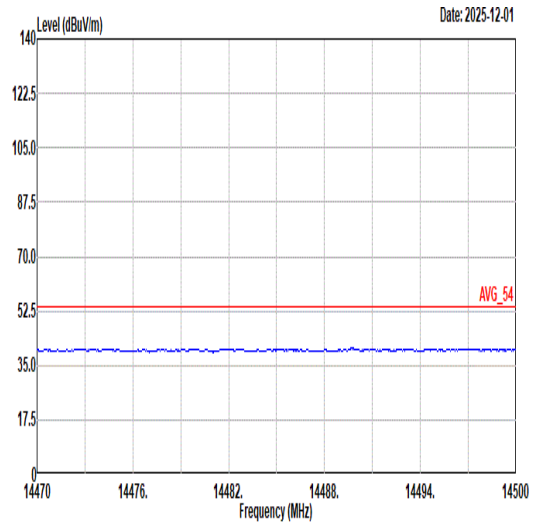 Site : 03CH11-HY Condition: AVG_54 3m 9120D_01620_250915 VERTICAL
17.7G ~18G Avg	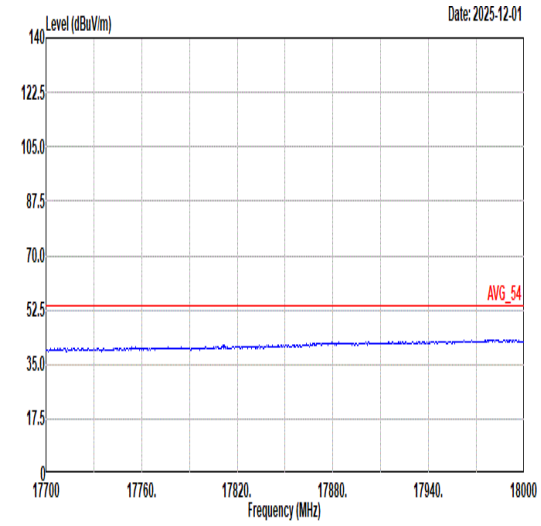 Site : 03CH11-HY Condition: AVG_54 3m 9120D_01620_250915 HORIZONTAL	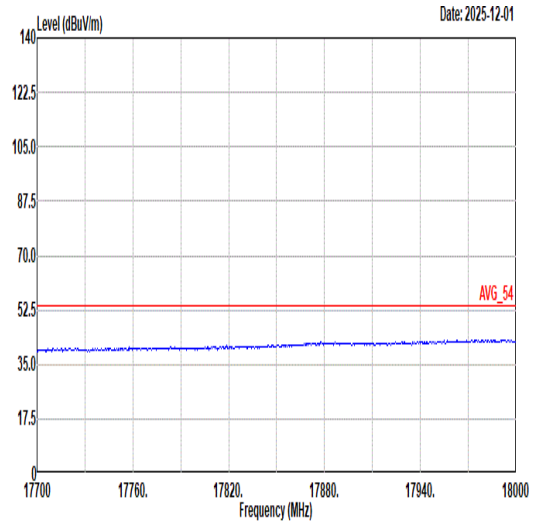 Site : 03CH11-HY Condition: AVG_54 3m 9120D_01620_250915 VERTICAL

Mode	11	
	Band Edge - L	
	2400-2483.5_BLE CS ASK_CH38_2440MHz	
ANT	4	
Pol.	Horizontal	Fundamental
Peak	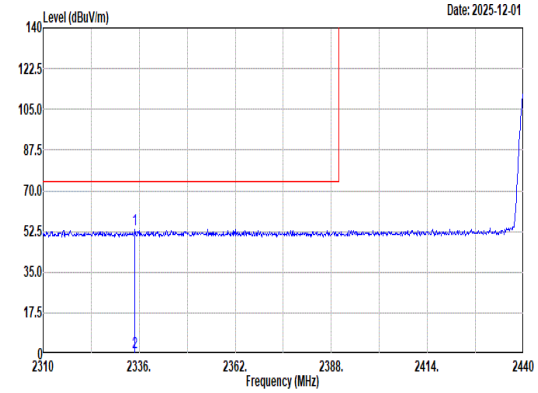 Site : 03CH11-HY Condition: PEAK_BE_74 3m 9120D_01620_250915 HORIZONTAL : RBW:1000.000kHz VBW:3000.000kHz SWT:Auto Freq Level Limit Line Margin Read Level Ant Factor Cable Loss Preamp Factor Aux Factor APos TPos Remark MHz dBuV/m dBuV/m dB dBuV dB/m dB dB dB cm deg 1 2334.83 53.45 74.00 -20.55 42.67 27.20 6.71 33.25 10.12 195 346 Peak 2 2334.83 0.49 54.00 -53.51 -- -- -- -- -- -- -- AVERAGE	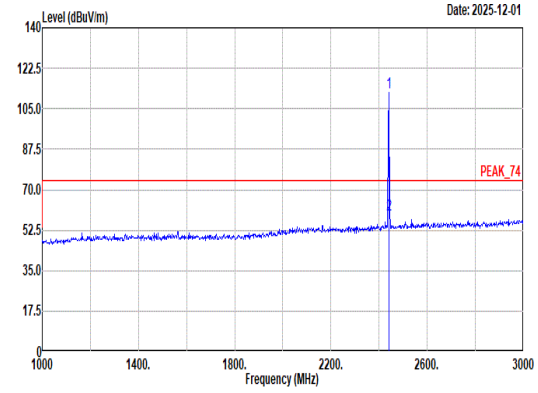 Site : 03CH11-HY Condition: PEAK_74 3m 9120D_01620_250915 HORIZONTAL : RBW:1000.000kHz VBW:3000.000kHz SWT:Auto Freq Level Limit Line Margin Read Level Ant Factor Cable Loss Preamp Factor Aux Factor APos TPos Remark MHz dBuV/m dBuV/m dB dBuV dB/m dB dB dB cm deg 1 2440.00 111.95 ------ ------ 100.65 27.50 6.84 33.16 10.12 195 346 Peak 2 2440.00 58.99 ------ ------ -- -- -- -- -- -- -- Average

Mode	11	
	Band Edge - R	
	2400-2483.5_BLE CS ASK_CH38_2440MHz	
ANT	4	
Pol.	Horizontal	Fundamental
Peak	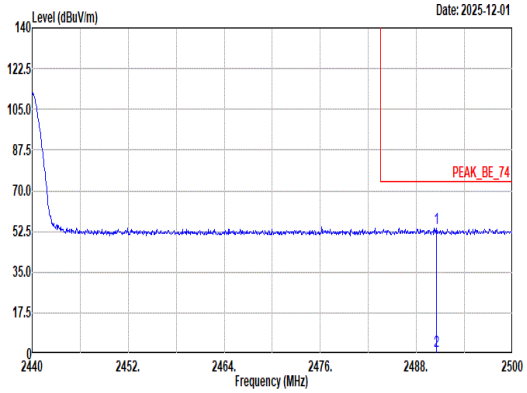 Site : 03CH11-HY Condition: PEAK_BE_74 3m 9120D_01620_250915 HORIZONTAL : RBW:1000.000kHz VBW:3000.000kHz SWT:Auto Limit Read Ant Cable Preamp Aux APos TPos Freq Level Line Margin Level Factor Loss Factor Factor Remark MHz dBuV/m dBuV/m dB dBuV dB/m dB dB dB cm deg 1 2490.52 54.11 74.00 -19.89 42.43 27.80 6.87 33.11 10.12 195 346 Peak 2 2490.52 1.15 54.00 -52.85 -- -- -- -- -- -- -- AVERAGE	Blank

Mode	11	
	Band Edge - L	
	2400-2483.5_BLE CS ASK_CH38_2440MHz	
ANT	4	
Pol.	Vertical	Fundamental
Peak	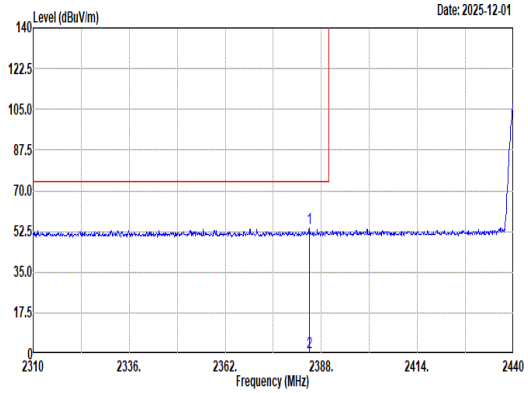 Site : 03CH11-HY Condition: PEAK_BE_74 3m 9120D_01620_250915 VERTICAL : RBW:1000.000kHz VBW:3000.000kHz SWT:Auto Freq Level Limit Line Margin Read Level Ant Factor Cable Loss Preamp Factor Aux Factor APos TPos Remark MHz dBuV/m dBuV/m dB dBuV dB/m dB dB dB cm deg 1 2384.75 53.67 74.00 -20.33 42.72 27.25 6.79 33.21 10.12 300 89 Peak 2 2384.75 0.71 54.00 -53.29 -- -- -- -- -- -- -- AVERAGE	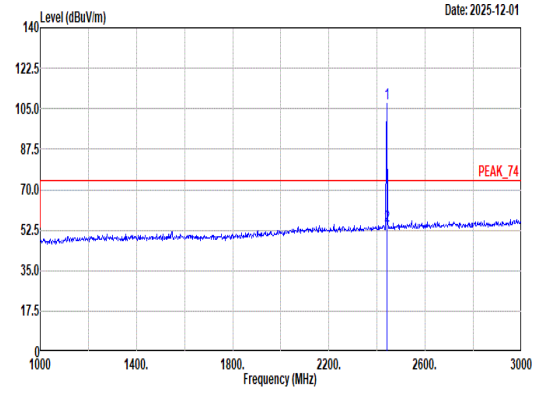 Site : 03CH11-HY Condition: PEAK_74 3m 9120D_01620_250915 VERTICAL : RBW:1000.000kHz VBW:3000.000kHz SWT:Auto Freq Level Limit Line Margin Read Level Ant Factor Cable Loss Preamp Factor Aux Factor APos TPos Remark MHz dBuV/m dBuV/m dB dBuV dB/m dB dB dB cm deg 1 2440.00 107.46 ------ ------ 96.16 27.50 6.84 33.16 10.12 300 89 Peak 2 2440.00 54.50 ------ ------ -- -- -- -- -- -- -- Average

Mode	11	
	Band Edge - R	
	2400-2483.5_BLE CS ASK_CH38_2440MHz	
ANT	4	
Pol.	Vertical	Fundamental
Peak	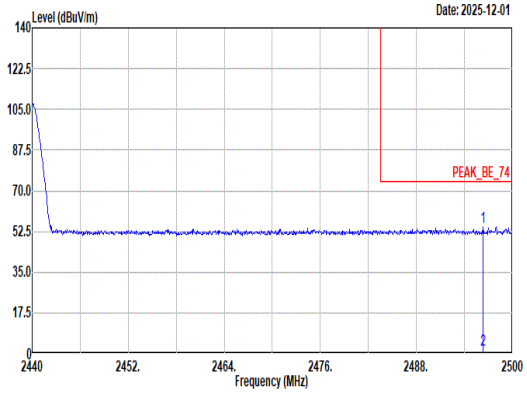 Site : 03CH11-HY Condition: PEAK_BE_74 3m 9120D_01620_250915 VERTICAL : RBW:1000.000kHz VBW:3000.000kHz SWT:Auto Limit Read Ant Cable Preamp Aux APos TPos Freq Level Line Margin Level Factor Loss Factor Factor Remark MHz dBuV/m dBuV/m dB dBuV dB/m dB dB dB cm deg 1 2496.28 54.52 74.00 -19.48 42.82 27.80 6.88 33.10 10.12 300 89 Peak 2 2496.28 1.56 54.00 -52.44 -- -- -- -- -- -- -- AVERAGE	Blank

Mode	11	
	Harmonic	
	2400-2483.5_BLE CS ASK_CH38_2440MHz	
ANT	4	
Pol.	Horizontal	Vertical
Peak Avg	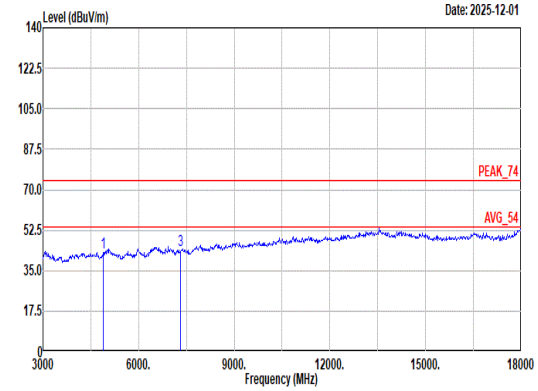 Site : 03CH11-HY Condition: PEAK_74 3m 9120D_01620_250915 HORIZONTAL Freq Level Limit Line Margin Read Level Ant Factor Cable Loss Preamp Factor Aux Factor APos TPos Remark MHz dBuV/m dBuV/m dB dBuV dB/m dB dB dB cm deg 1 4880.00 42.70 74.00 -31.30 65.17 32.62 10.66 66.70 0.95 -- -- Peak 2 4880.00 -10.26 54.00 -64.26 -- -- -- -- -- -- -- Average 3 7320.00 43.62 74.00 -30.38 58.65 36.82 13.74 65.78 0.19 -- -- Peak 4 7320.00 -9.34 54.00 -63.34 -- -- -- -- -- -- -- Average	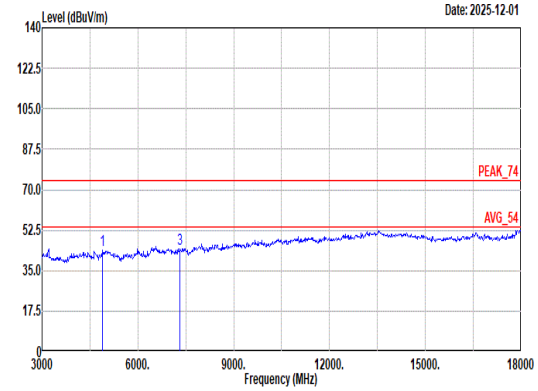 Site : 03CH11-HY Condition: PEAK_74 3m 9120D_01620_250915 VERTICAL Freq Level Limit Line Margin Read Level Ant Factor Cable Loss Preamp Factor Aux Factor APos TPos Remark MHz dBuV/m dBuV/m dB dBuV dB/m dB dB dB cm deg 1 4880.00 43.74 74.00 -30.26 66.21 32.62 10.66 66.70 0.95 -- -- Peak 2 4880.00 -9.22 54.00 -63.22 -- -- -- -- -- -- -- Average 3 7320.00 44.51 74.00 -29.49 59.54 36.82 13.74 65.78 0.19 -- -- Peak 4 7320.00 -8.45 54.00 -62.45 -- -- -- -- -- -- -- Average

Mode	11	
	Harmonic	
	2400-2483.5_BLE CS ASK_CH38_2440MHz	
ANT	4	
Pol.	Horizontal	Vertical
14.47G ~14.5G Avg	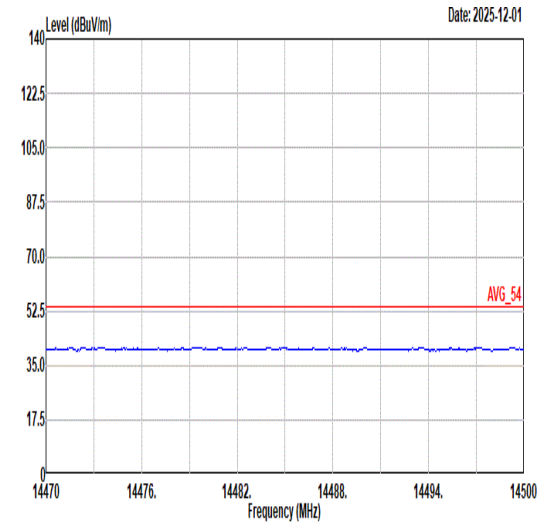 Site : 03CH11-HY Condition: AVG_54 3m 9120D_01620_250915 HORIZONTAL	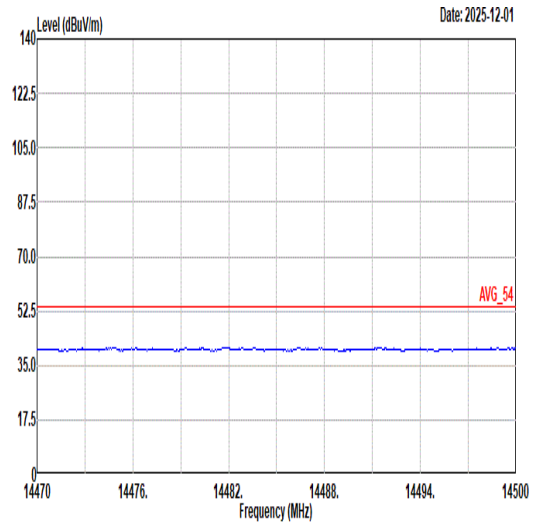 Site : 03CH11-HY Condition: AVG_54 3m 9120D_01620_250915 VERTICAL
17.7G ~18G Avg	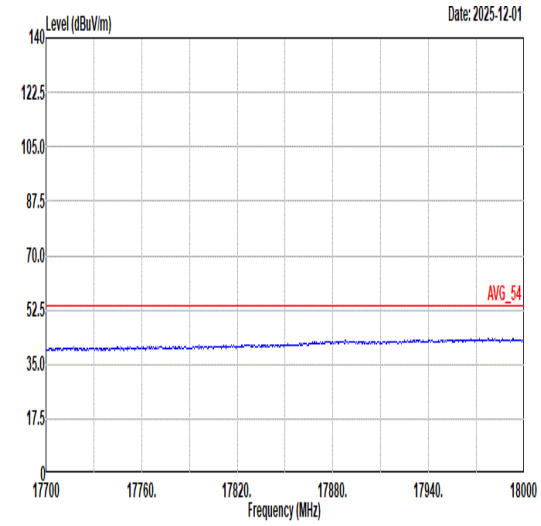 Site : 03CH11-HY Condition: AVG_54 3m 9120D_01620_250915 HORIZONTAL	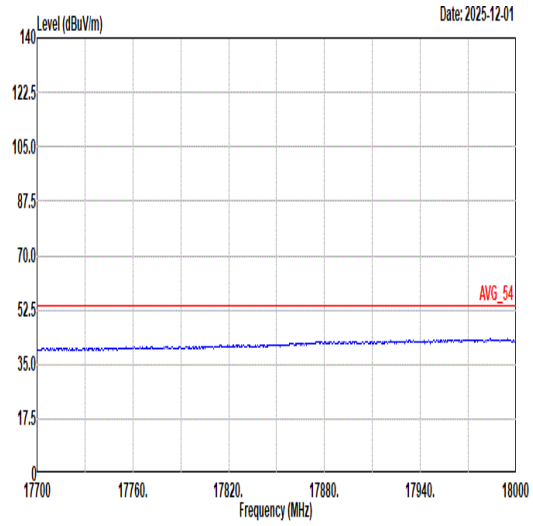 Site : 03CH11-HY Condition: AVG_54 3m 9120D_01620_250915 VERTICAL

Mode	12	
	Band Edge	
	2400-2483.5_BLE CS ASK_CH76_2478MHz	
ANT	4	
Pol.	Horizontal	Fundamental
Peak	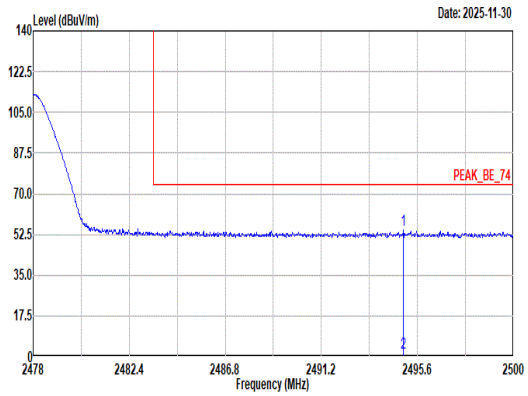 Site : 03CH11-HY Condition: PEAK_BE_74 3m 9120D_01620_250915 HORIZONTAL : RBW:1000.000kHz VBW:3000.000kHz SWT:Auto Freq Level Limit Line Margin Read Level Ant Factor Cable Loss Preamp Factor Aux Factor APos TPos Remark MHz dBuV/m dBuV/m dB dBuV dB/m dB dB dB cm deg 1 2494.96 54.29 74.00 -19.71 42.59 27.80 6.88 33.10 10.12 100 74 Peak 2 2494.96 1.33 54.00 -52.67 -- -- -- -- -- -- -- AVERAGE	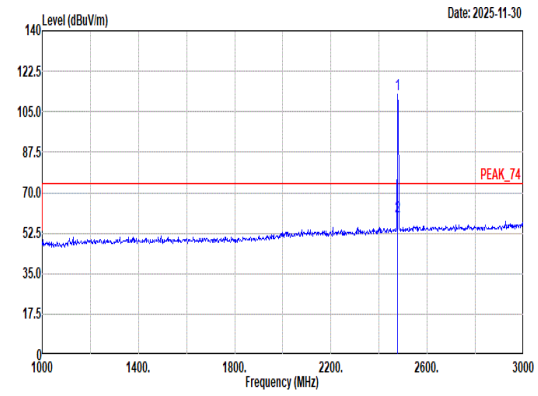 Site : 03CH11-HY Condition: PEAK_74 3m 9120D_01620_250915 HORIZONTAL : RBW:1000.000kHz VBW:3000.000kHz SWT:Auto Freq Level Limit Line Margin Read Level Ant Factor Cable Loss Preamp Factor Aux Factor APos TPos Remark MHz dBuV/m dBuV/m dB dBuV dB/m dB dB dB cm deg 1 2478.00 112.62 ------ ------ 101.15 27.60 6.87 33.12 10.12 100 74 Peak 2 2478.00 59.66 ------ ------ -- -- -- -- -- -- -- Average

Mode	12	
	Band Edge	
	2400-2483.5_BLE CS ASK_CH76_2478MHz	
ANT	4	
Pol.	Vertical	Fundamental
Peak	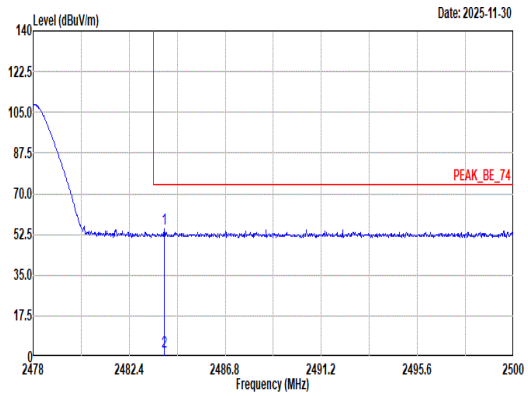 Site : 03CH11-HY Condition: PEAK_BE_74 3m 9120D_01620_250915 VERTICAL : RBW:1000.000kHz VBW:3000.000kHz SWT:Auto Freq Level Limit Line Margin Read Level Ant Factor Cable Loss Preamp Factor Aux Factor APos TPos Remark MHz dBuV/m dBuV/m dB dBuV dB/m dB dB dB cm deg 1 2484.01 54.84 74.00 -19.16 43.28 27.68 6.87 33.11 10.12 359 110 Peak 2 2484.01 1.88 54.00 -52.12 -- -- -- -- -- -- -- AVERAGE	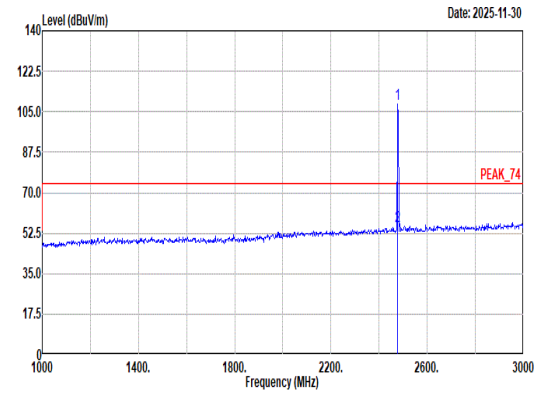 Site : 03CH11-HY Condition: PEAK_74 3m 9120D_01620_250915 VERTICAL : RBW:1000.000kHz VBW:3000.000kHz SWT:Auto Freq Level Limit Line Margin Read Level Ant Factor Cable Loss Preamp Factor Aux Factor APos TPos Remark MHz dBuV/m dBuV/m dB dBuV dB/m dB dB dB cm deg 1 2478.00 108.54 ------ ------ 97.07 27.60 6.87 33.12 10.12 359 110 Peak 2 2478.00 55.58 ------ ------ -- -- -- -- -- -- -- Average

Mode	12	
	Harmonic	
	2400-2483.5_BLE CS ASK_CH76_2478MHz	
ANT	4	
Pol.	Horizontal	Vertical
Peak Avg	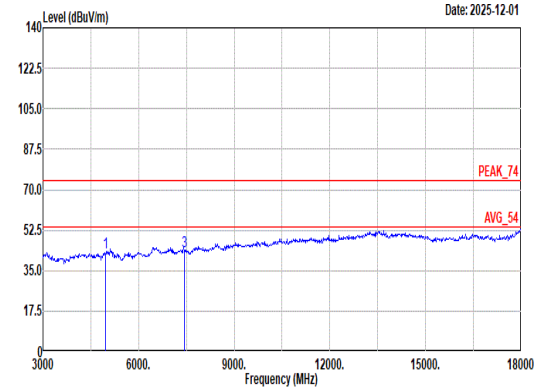 Site : 03CH11-HY Condition: PEAK_74 3m 9120D_01620_250915 HORIZONTAL Freq Level Limit Line Margin Read Level Ant Factor Cable Loss Preamp Factor Aux Factor APos TPos Remark MHz dBuV/m dBuV/m dB dBuV dB/m dB dB dB cm deg 1 4956.00 42.61 74.00 -31.39 64.38 32.92 10.99 66.64 0.96 -- -- Peak 2 4956.00 -10.35 54.00 -64.35 -- -- -- -- -- -- -- Average 3 7434.00 43.45 74.00 -30.55 59.04 36.30 13.85 65.92 0.18 -- -- Peak 4 7434.00 -9.51 54.00 -63.51 -- -- -- -- -- -- -- Average	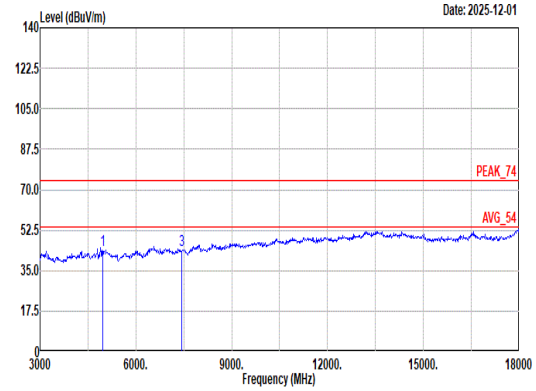 Site : 03CH11-HY Condition: PEAK_74 3m 9120D_01620_250915 VERTICAL Freq Level Limit Line Margin Read Level Ant Factor Cable Loss Preamp Factor Aux Factor APos TPos Remark MHz dBuV/m dBuV/m dB dBuV dB/m dB dB dB cm deg 1 4956.00 43.60 74.00 -30.40 65.37 32.92 10.99 66.64 0.96 -- -- Peak 2 4956.00 -9.36 54.00 -63.36 -- -- -- -- -- -- -- Average 3 7434.00 44.05 74.00 -29.95 59.64 36.30 13.85 65.92 0.18 -- -- Peak 4 7434.00 -8.91 54.00 -62.91 -- -- -- -- -- -- -- Average

Mode	12	
	Harmonic	
	2400-2483.5_BLE CS ASK_CH76_2478MHz	
ANT	4	
Pol.	Horizontal	Vertical
14.47G ~14.5G Avg	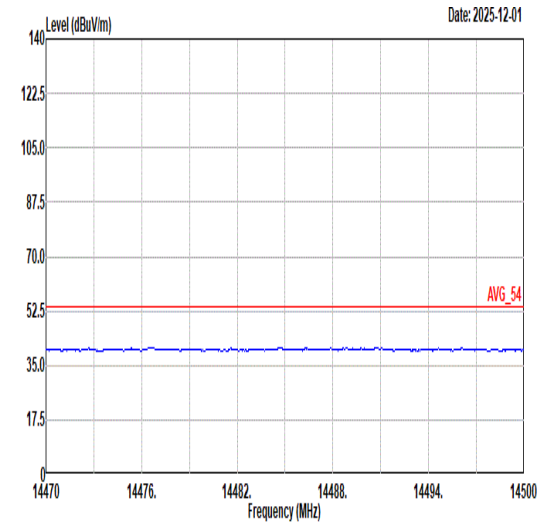 Site : 03CH11-HY Condition: AVG_54 3m 9120D_01620_250915 HORIZONTAL	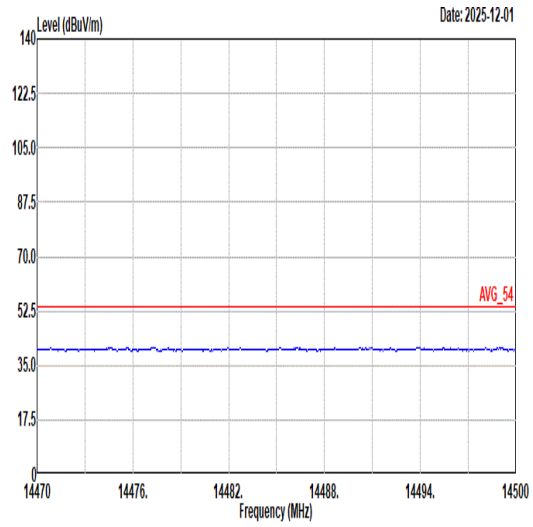 Site : 03CH11-HY Condition: AVG_54 3m 9120D_01620_250915 VERTICAL
17.7G ~18G Avg	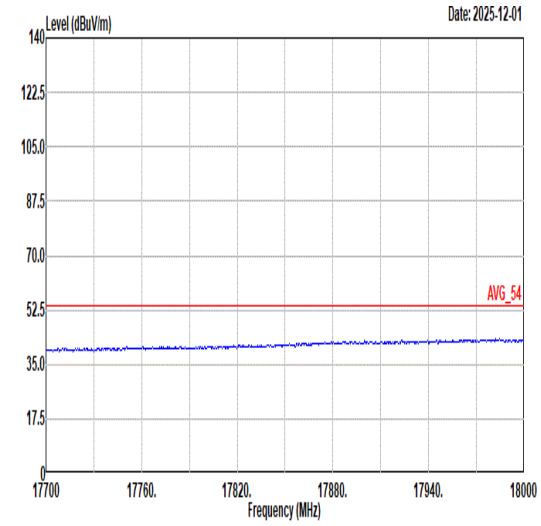 Site : 03CH11-HY Condition: AVG_54 3m 9120D_01620_250915 HORIZONTAL	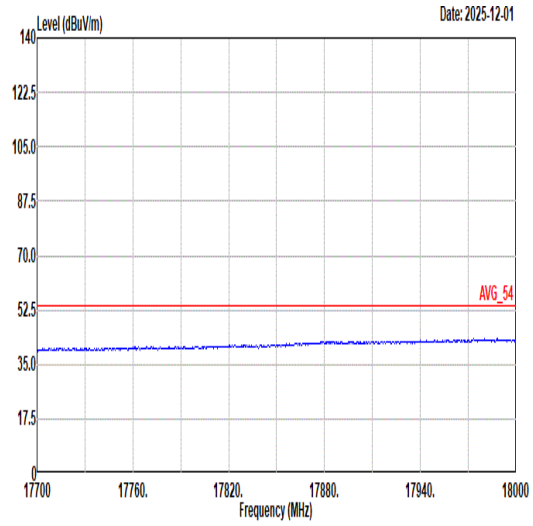 Site : 03CH11-HY Condition: AVG_54 3m 9120D_01620_250915 VERTICAL

Mode	14	
	SHF	
	2400-2483.5_BLE CS ASK_CH76_2478MHz	
ANT	4	
Pol.	Horizontal	Vertical
Peak	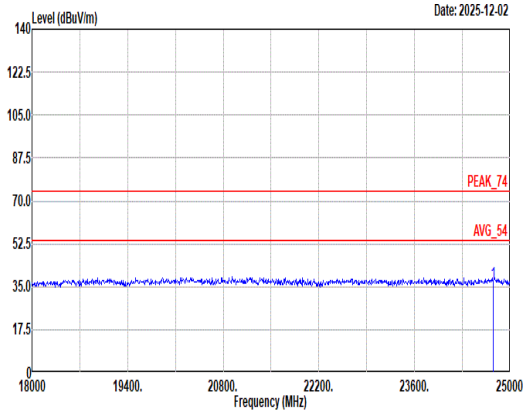 Site : 03CH11-HY Condition: PEAK_74 1m SHF_1225_250702 HORIZONTAL Freq Level Limit Line Margin Read Level Ant Factor Cable Loss Preamp Factor Aux Factor APos TPos Remark MHz dBuV/m dBuV/m dB dBuV dB/m dB dB dB cm deg 1 24748.00 36.63 74.00 -37.37 33.26 39.70 26.51 53.30 -9.54 -- -- Peak 2 24748.00 -16.52 54.00 -70.52 -- -- -- -- -- -- -- Average	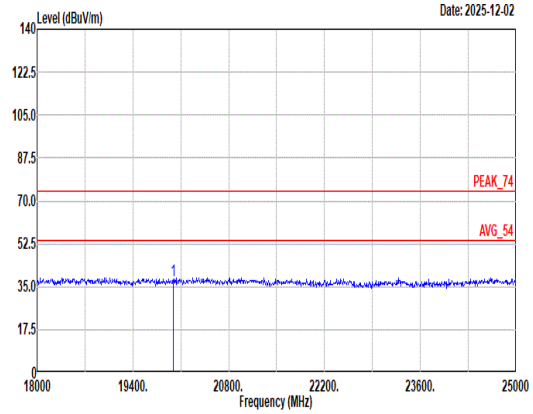 Site : 03CH11-HY Condition: PEAK_74 1m SHF_1225_250702 VERTICAL Freq Level Limit Line Margin Read Level Ant Factor Cable Loss Preamp Factor Aux Factor APos TPos Remark MHz dBuV/m dBuV/m dB dBuV dB/m dB dB dB cm deg 1 19995.00 37.47 74.00 -36.53 40.38 38.00 23.44 54.81 -9.54 -- -- Peak 2 19995.00 -15.68 54.00 -69.68 -- -- -- -- -- -- -- Average

Mode	16	
	LF	
	2400-2483.5_BLE CS ASK_CH76_2478MHz	
ANT	4	
Pol.	Horizontal	Vertical
QP/ Peak	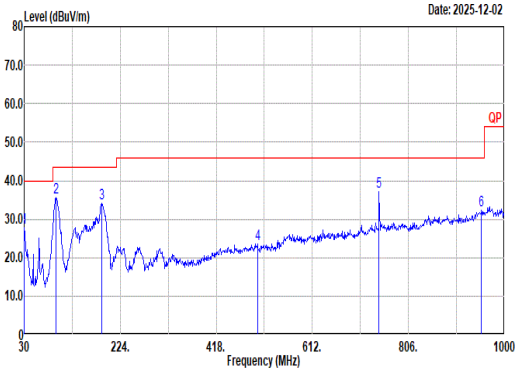	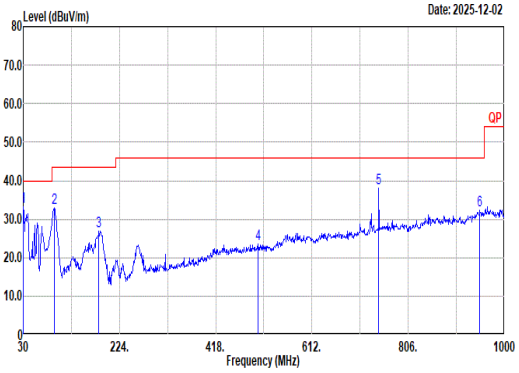

Site : 03CH11-HY
Condition: QP 3m Bilog_66925 & 24006_250219 HORIZONTAL

	Freq	Level	Limit Line	Margin	Read Level	Ant Factor	Cable Loss	Preamp Factor	Aux Factor	APos	TPos	Remark
	MHz	dBuV/m	dBuV/m	dB	dBuV	dB/m	dB	dB	dB	cm	deg	
1	30.00	27.86	40.00	-12.14	34.08	25.30	0.82	32.43	0.09	--	--	Peak
2	94.02	35.69	43.50	-7.81	51.20	15.40	1.39	32.32	0.02	--	--	Peak
3	186.17	34.13	43.50	-9.37	49.75	14.62	1.92	32.21	0.05	--	--	Peak
4	501.42	23.63	46.00	-22.37	28.58	24.06	3.12	32.20	0.07	--	--	Peak
5	746.83	37.15	46.00	-8.85	36.67	28.24	3.78	32.10	0.56	--	--	Peak
6	953.44	32.38	46.00	-13.62	27.20	31.34	4.29	30.86	0.41	--	--	Peak

Site : 03CH11-HY
Condition: QP 3m Bilog_66925 & 24006_250219 VERTICAL

	Freq	Level	Limit Line	Margin	Read Level	Ant Factor	Cable Loss	Preamp Factor	Aux Factor	APos	TPos	Remark
	MHz	dBuV/m	dBuV/m	dB	dBuV	dB/m	dB	dB	dB	cm	deg	
1	30.00	33.06	40.00	-6.94	39.28	25.30	0.82	32.43	0.09	--	--	Peak
2	92.08	32.83	43.50	-10.67	48.65	15.12	1.36	32.33	0.03	--	--	Peak
3	182.29	26.84	43.50	-16.66	42.30	14.80	1.90	32.22	0.06	--	--	Peak
4	503.36	23.61	46.00	-22.39	28.48	24.13	3.13	32.20	0.07	--	--	Peak
5	746.83	37.90	46.00	-8.10	37.42	28.24	3.78	32.10	0.56	--	--	Peak
6	950.53	32.35	46.00	-13.65	27.34	31.22	4.28	30.89	0.40	--	--	Peak

Appendix D. Duty Cycle Plots

<Ant. 3>

BLE CS ASK for 1Mbps	BLE CS ASK for 1Mbps
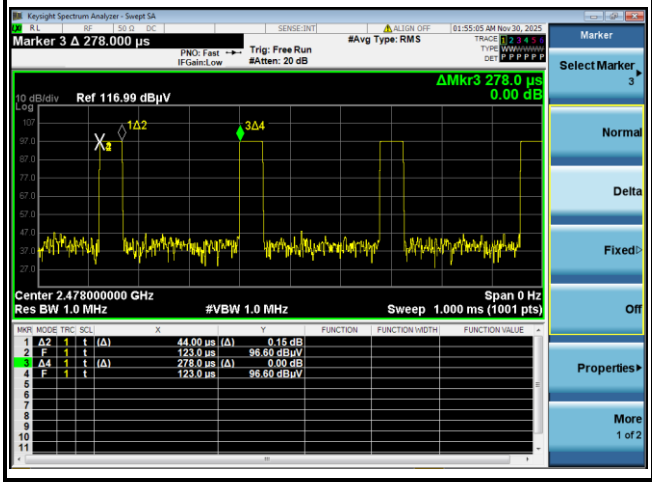	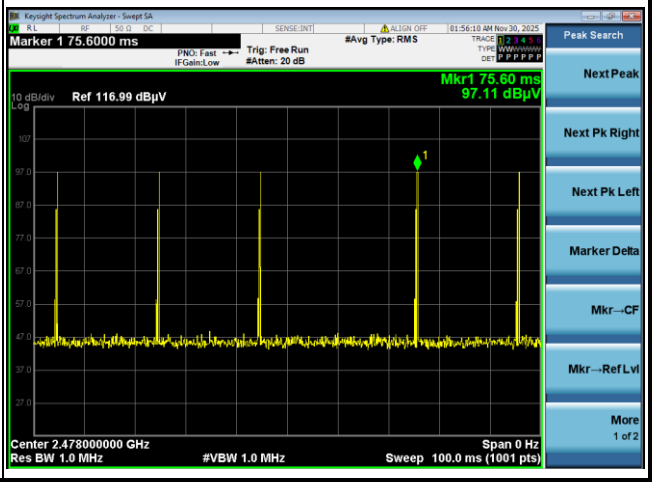

Note:

1. Worst case Duty cycle = on time/100 milliseconds = 5 * 0.044 / 100 = 0.22 %
2. Worst case Duty cycle correction factor = 20*log(Duty cycle) = -53.15 dB

Duty Cycle Correction Factor Consideration for AFH mode:

The maximum possible ON time:

0.044 ms x 5 = 0.22 ms

Worst case Duty Cycle Correction factor, which is derived from the maximum possible ON time,

20 x log(0.22 ms/100 ms) = -53.15 dB

BLE CS ASK for 2Mbps	BLE CS ASK for 2Mbps
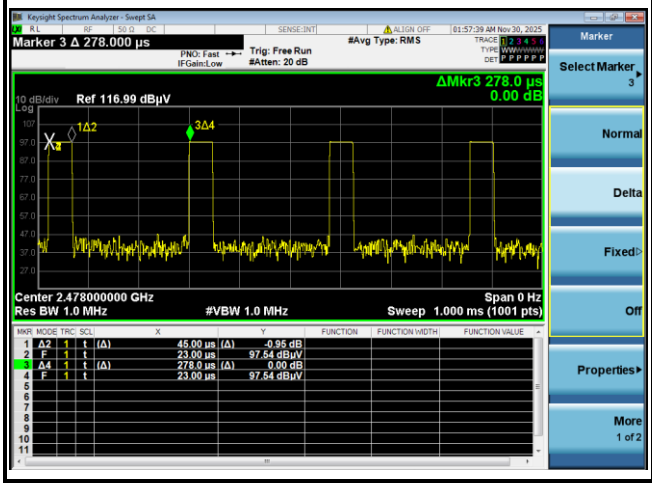	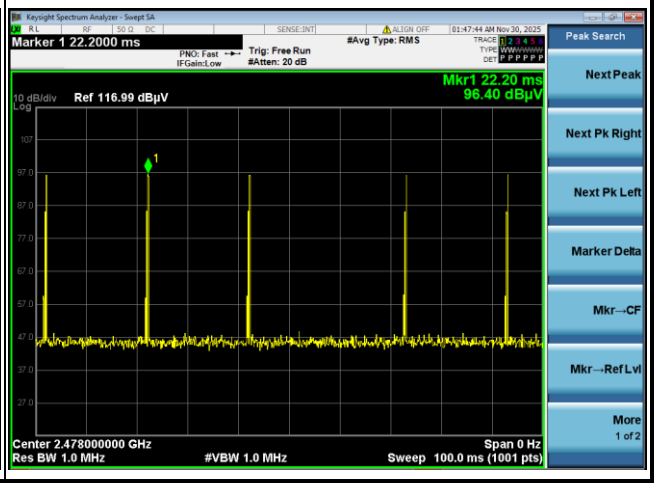

Note:

1. Worst case Duty cycle = on time/100 milliseconds = 5 * 0.045 / 100 = 0.23 %
2. Worst case Duty cycle correction factor = 20*log(Duty cycle) = -52.96 dB

Duty Cycle Correction Factor Consideration for AFH mode:

The maximum possible ON time:

0.045 ms x 5 = 0.23 ms

Worst case Duty Cycle Correction factor, which is derived from the maximum possible ON time,

*20 x log(0.23 ms/*100 m*s) = -52.96 dB*

<Ant. 4>

BLE CS ASK for 1Mbps	BLE CS ASK for 1Mbps
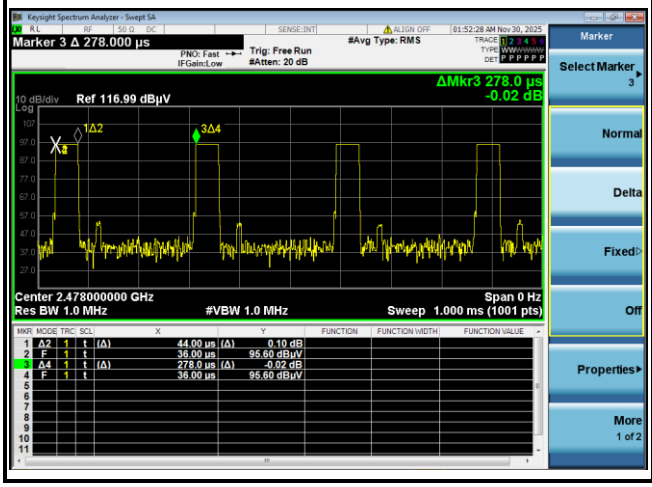	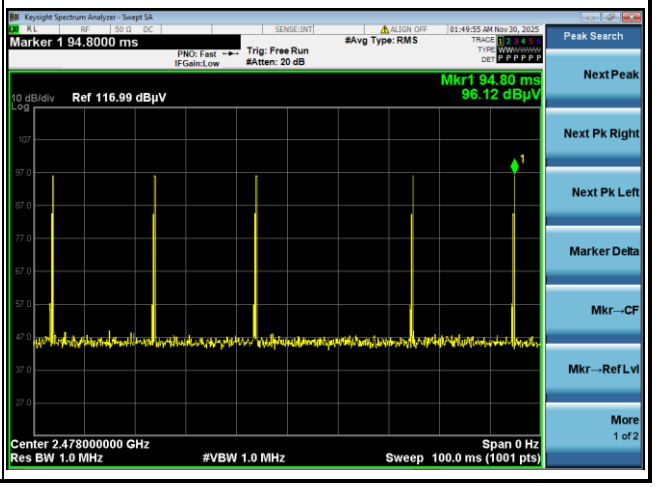

Note:

1. Worst case Duty cycle = on time/100 milliseconds = 5 * 0.044 / 100 = 0.22 %
2. Worst case Duty cycle correction factor = 20*log(Duty cycle) = -53.15 dB

Duty Cycle Correction Factor Consideration for AFH mode:

The maximum possible ON time:

0.044 ms x 5 = 0.22 ms

Worst case Duty Cycle Correction factor, which is derived from the maximum possible ON time,

20 x log(0.22 ms/100 ms) = -53.15 dB

BLE CS ASK for 2Mbps	BLE CS ASK for 2Mbps
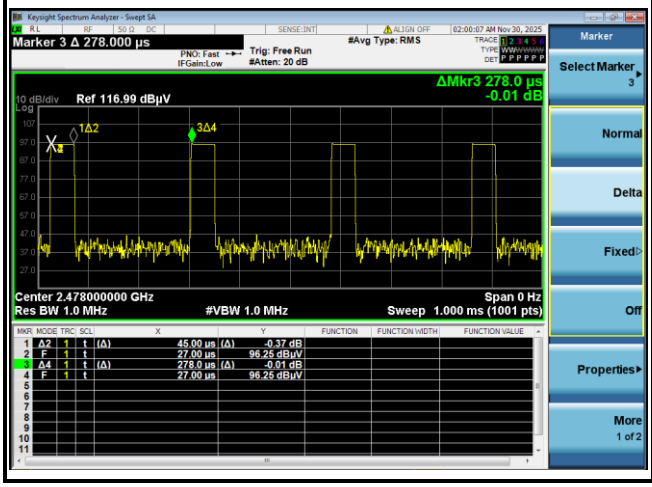	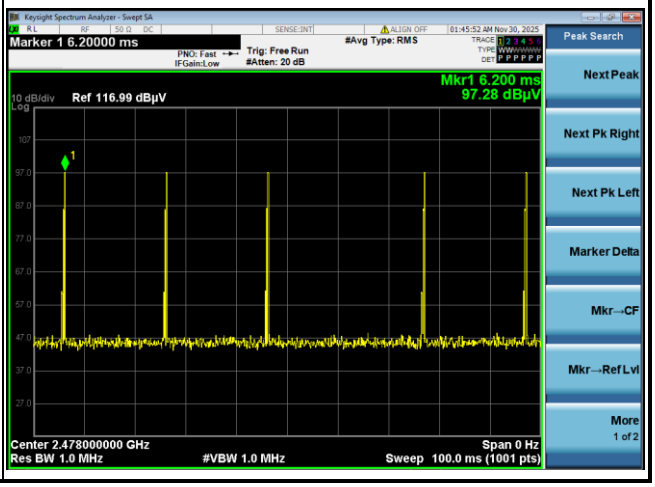

Note:

1. Worst case Duty cycle = on time/100 milliseconds = 5 * 0.045 / 100 = 0.23 %
2. Worst case Duty cycle correction factor = 20*log(Duty cycle) = -52.96 dB

Duty Cycle Correction Factor Consideration for AFH mode:

The maximum possible ON time:

0.045 ms x 5 = 0.23 ms

Worst case Duty Cycle Correction factor, which is derived from the maximum possible ON time,

20 x log(0.23 ms/100 ms) = -52.96 dB

———THE END———