Mode	75	
	Band Edge - L	
	U-NII-2C_5.47-5.725_802.11ax HE80_CH106_Full RU_5530MHz	
ANT	4+3	
Pol.	Horizontal	Fundamental
Peak	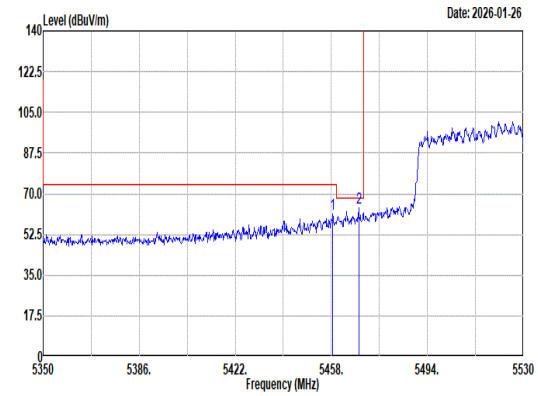 Site : 03CH16-HY Condition: PEAK_BE(UNII)_B3 3m 9120D-1522_250327 HORIZONTAL : RBW:1000.000kHz VBW:3000.000kHz SWT:Auto 1 5458.54 61.21 74.00 -12.79 52.64 33.02 11.78 36.23 0.00 200 318 Peak 2 5468.26 64.02 68.20 -4.18 55.43 33.04 11.78 36.23 0.00 200 318 Peak	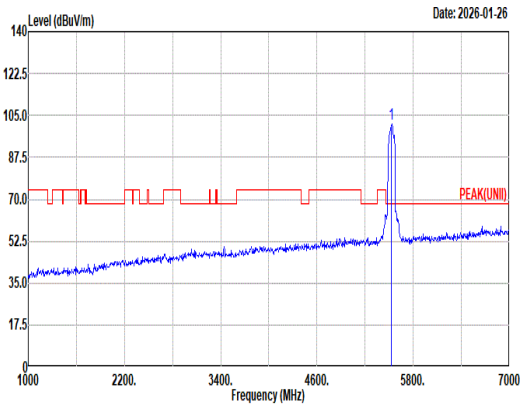 Site : 03CH16-HY Condition: PEAK(UNII) 3m 9120D-1522_250327 HORIZONTAL : RBW:1000.000kHz VBW:3000.000kHz SWT:Auto 1 5530.00 101.33 ------ ------ 92.62 33.10 11.85 36.24 0.00 200 318 Peak
Avg	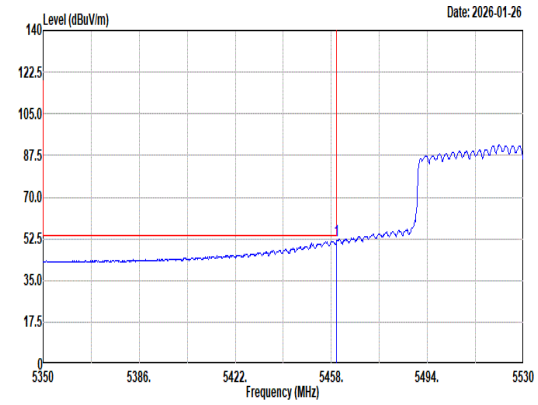 Site : 03CH16-HY Condition: AVG_BE(UNII)_B3 3m 9120D-1522_250327 HORIZONTAL : RBW:1000.000kHz VBW:1.500kHz SWT:Auto 1 5459.98 51.57 54.00 -2.43 43.00 33.02 11.78 36.23 0.00 200 318 Average	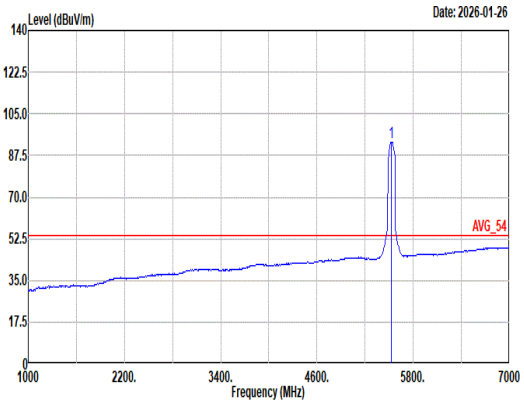 Site : 03CH16-HY Condition: AVG_54 3m 9120D-1522_250327 HORIZONTAL : RBW:1000.000kHz VBW:1.500kHz SWT:Auto 1 5530.00 93.16 ------ ------ 84.45 33.10 11.85 36.24 0.00 200 318 Average

Mode	75	
	Band Edge - R	
	U-NII-2C_5.47-5.725_802.11ax HE80_CH106_Full RU_5530MHz	
ANT	4+3	
Pol.	Horizontal	Fundamental
Peak	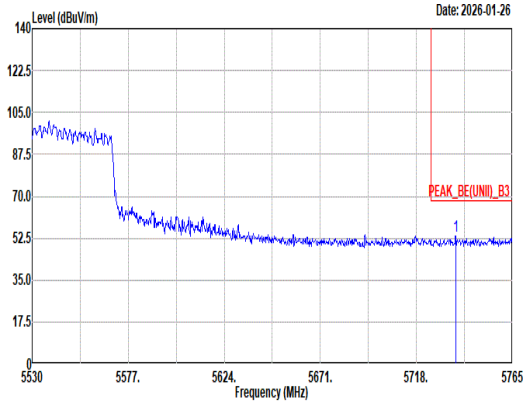 Site : 03CH16-HY Condition: PEAK_BE(UNII)_B3 3m 9120D-1522_250327 HORIZONTAL : RBW:1000.000kHz VBW:3000.000kHz SWT:Auto Limit Read Ant Cable Preamp Aux APos TPos Freq Level Line Margin Level Factor Loss Factor Factor Remark MHz dBuV/m dBuV/m dB dBuV dB/m dB dB dB cm deg 1 5737.27 53.56 68.20 -14.64 44.05 33.75 12.05 36.29 0.00 200 318 Peak	Blank

Mode	75	
	Band Edge - L	
	U-NII-2C_5.47-5.725_802.11ax HE80_CH106_Full RU_5530MHz	
ANT	4+3	
Pol.	Vertical	Fundamental
Peak	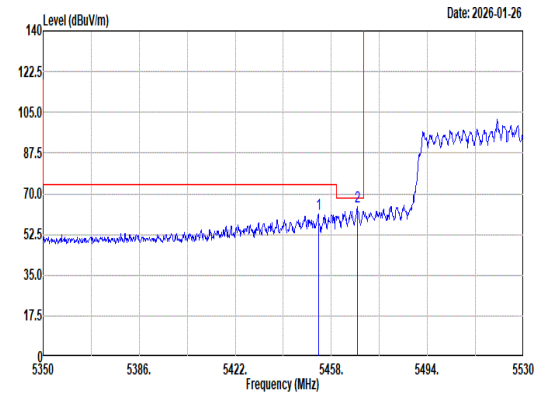 Site : 03CH16-HY Condition: PEAK_BE(UNII)_B3 3m 9120D-1522_250327 VERTICAL : RBW:1000.000kHz VBW:3000.000kHz SWT:Auto Freq Level Limit Line Margin Read Level Ant Factor Cable Loss Preamp Factor Aux Factor APos TPos Remark MHz dBuV/m dBuV/m dB dBuV dB/m dB dB dB cm deg 1 5453.14 61.45 74.00 -12.55 52.89 33.01 11.77 36.22 0.00 245 75 Peak 2 5467.72 64.28 68.20 -3.92 55.69 33.04 11.78 36.23 0.00 245 75 Peak	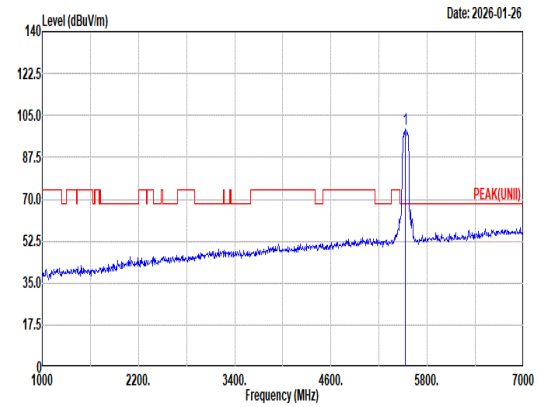 Site : 03CH16-HY Condition: PEAK(UNII) 3m 9120D-1522_250327 VERTICAL : RBW:1000.000kHz VBW:3000.000kHz SWT:Auto Freq Level Limit Line Margin Read Level Ant Factor Cable Loss Preamp Factor Aux Factor APos TPos Remark MHz dBuV/m dBuV/m dB dBuV dB/m dB dB dB cm deg 1 5530.00 99.34 ------ ------ 90.64 33.10 11.84 36.24 0.00 245 75 Peak
Avg	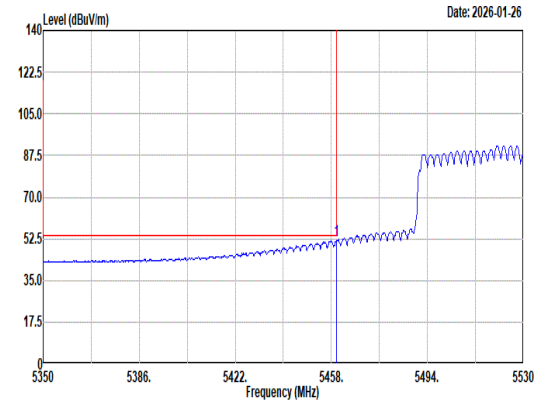 Site : 03CH16-HY Condition: AVG_BE(UNII)_B3 3m 9120D-1522_250327 VERTICAL : RBW:1000.000kHz VBW:1.500kHz SWT:Auto Freq Level Limit Line Margin Read Level Ant Factor Cable Loss Preamp Factor Aux Factor APos TPos Remark MHz dBuV/m dBuV/m dB dBuV dB/m dB dB dB cm deg 1 5459.98 51.91 54.00 -2.09 43.34 33.02 11.78 36.23 0.00 245 75 Average	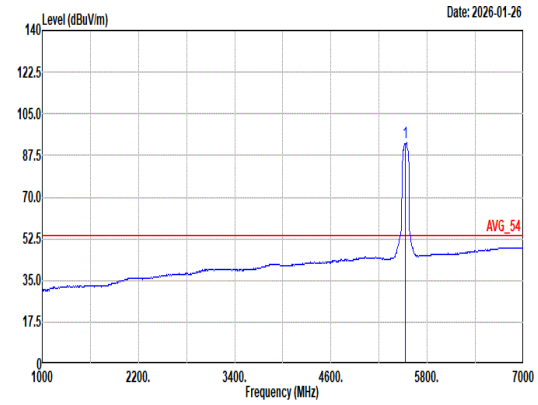 Site : 03CH16-HY Condition: AVG_54 3m 9120D-1522_250327 VERTICAL : RBW:1000.000kHz VBW:1.500kHz SWT:Auto Freq Level Limit Line Margin Read Level Ant Factor Cable Loss Preamp Factor Aux Factor APos TPos Remark MHz dBuV/m dBuV/m dB dBuV dB/m dB dB dB cm deg 1 5530.00 92.97 ------ ------ 84.26 33.10 11.85 36.24 0.00 245 75 Average

Mode	75	
	Band Edge - R	
	U-NII-2C_5.47-5.725_802.11ax HE80_CH106_Full RU_5530MHz	
ANT	4+3	
Pol.	Vertical	Fundamental
Peak	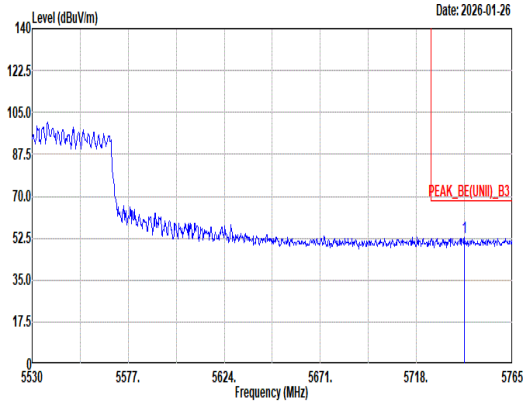 Site : 03CH16-HY Condition: PEAK_BE(UNII)_B3 3m 9120D-1522_250327 VERTICAL : RBW:1000.000kHz VBW:3000.000kHz SWT:Auto Freq Level Limit Line Margin Read Level Ant Factor Cable Loss Preamp Factor Aux Factor APos TPos Remark MHz dBuV/m dBuV/m dB dBuV dB/m dB dB dB cm deg 1 5741.50 52.64 68.20 -15.56 43.11 33.77 12.05 36.29 0.00 245 75 Peak	Blank

Mode	75	
	Harmonic	
	U-NII-2C_5.47-5.725_802.11ax HE80_CH106_Full RU_5530MHz	
ANT	4+3	
Pol.	Horizontal	Vertical
Peak Avg	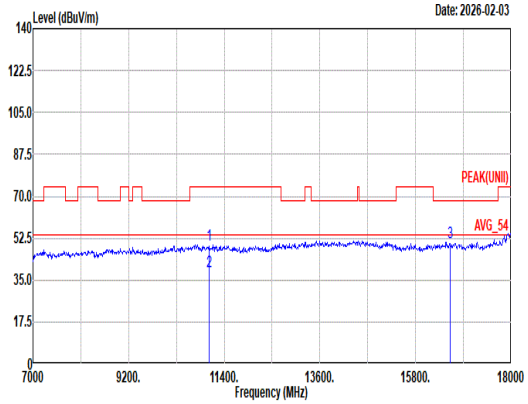 Site : 03CH16-HY Condition: PEAK(UNII) 3m 9120D-1522_250327 HORIZONTAL Freq Level Limit Line Margin Read Level Ant Factor Cable Loss Preamp Factor Aux Factor APos TPos Remark MHz dBuV/m dBuV/m dB dBuV dB/m dB dB dB cm deg 1 11060.00 49.41 74.00 -24.59 58.87 38.92 16.66 65.89 0.85 100 231 Peak 2 11060.00 38.65 54.00 -15.35 48.11 38.92 16.66 65.89 0.85 100 231 Average 3 16590.00 50.67 68.20 -17.53 58.30 38.06 20.56 66.99 0.74 -- -- Peak	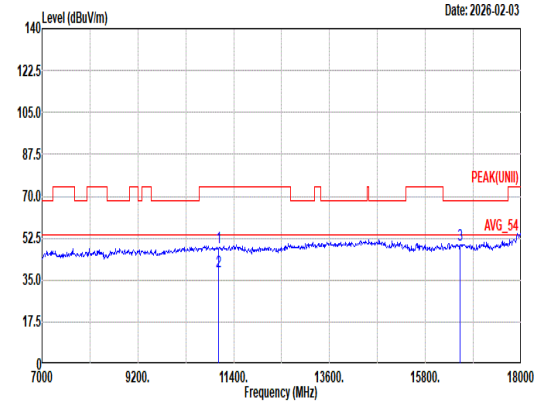 Site : 03CH16-HY Condition: PEAK(UNII) 3m 9120D-1522_250327 VERTICAL Freq Level Limit Line Margin Read Level Ant Factor Cable Loss Preamp Factor Aux Factor APos TPos Remark MHz dBuV/m dBuV/m dB dBuV dB/m dB dB dB cm deg 1 11060.00 48.81 74.00 -25.19 58.27 38.92 16.66 65.89 0.85 200 156 Peak 2 11060.00 38.68 54.00 -15.32 48.14 38.92 16.66 65.89 0.85 200 156 Average 3 16590.00 49.80 68.20 -18.40 57.43 38.06 20.56 66.99 0.74 -- -- Peak

Mode	75	
	Harmonic	
	U-NII-2C_5.47-5.725_802.11ax HE80_CH106_Full RU_5530MHz	
ANT	4+3	
Pol.	Horizontal	Vertical
14.47G ~14.5G Avg	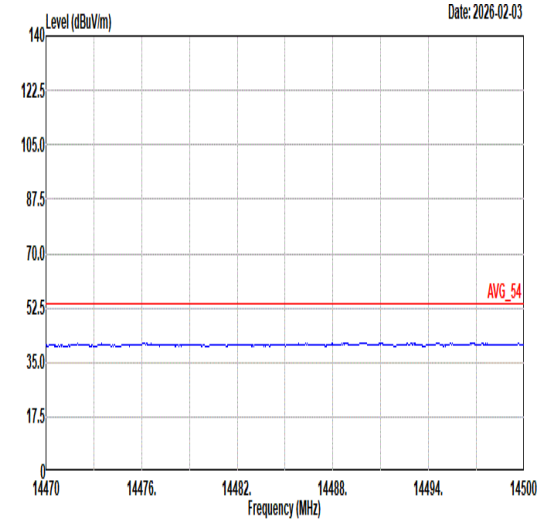	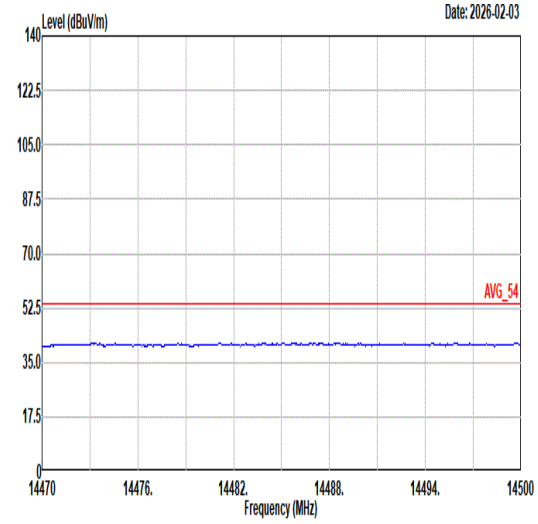
17G ~18G Avg	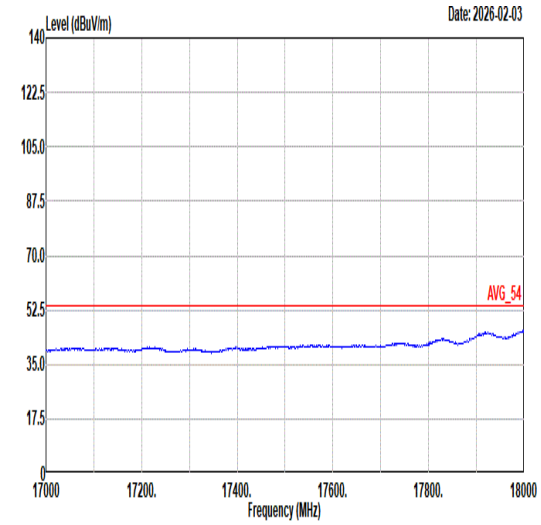	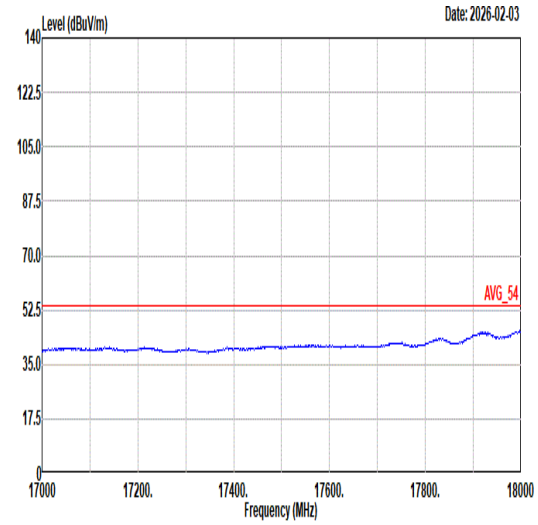

Mode	76
	Band Edge - L
	U-NII-2C_5.47-5.725_802.11ax HE80_CH122_Full RU_5610MHz
ANT	4+3

Pol.	Horizontal	Fundamental
Peak	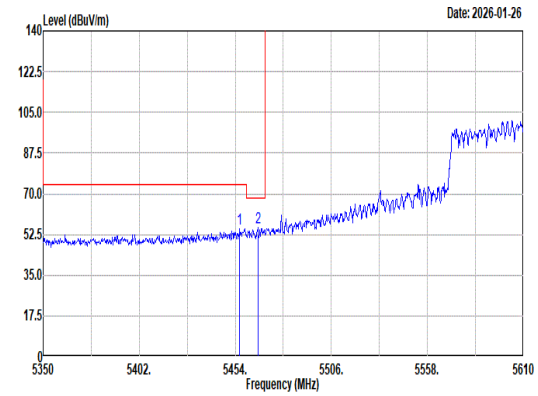 Site : 03CH16-HY Condition: PEAK_BE(UNII)_B3 3m 9120D-1522_250327 HORIZONTAL : RBW:1000.000kHz VBW:3000.000kHz SWT:Auto Freq Level Limit Line Margin Read Level Ant Factor Cable Loss Preamp Factor Aux Factor APos TPos Remark MHz dBuV/m dBuV/m dB dBuV dB/m dB dB dB cm deg 1 5456.34 55.11 74.00 -18.89 46.55 33.01 11.77 36.22 0.00 165 360 Peak 2 5466.22 55.49 68.20 -12.71 46.91 33.03 11.78 36.23 0.00 165 360 Peak	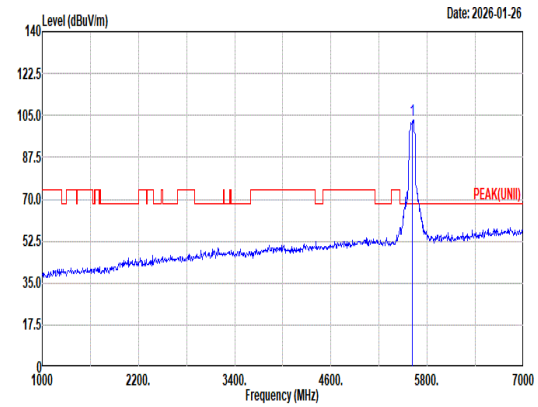 Site : 03CH16-HY Condition: PEAK(UNII) 3m 9120D-1522_250327 HORIZONTAL : RBW:1000.000kHz VBW:3000.000kHz SWT:Auto Freq Level Limit Line Margin Read Level Ant Factor Cable Loss Preamp Factor Aux Factor APos TPos Remark MHz dBuV/m dBuV/m dB dBuV dB/m dB dB dB cm deg 1 5610.00 103.07 ------ ------ 94.29 33.10 11.94 36.26 0.00 165 360 Peak
Avg	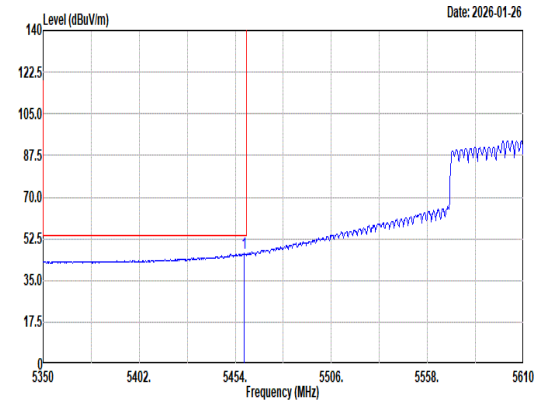 Site : 03CH16-HY Condition: AVG_BE(UNII)_B3 3m 9120D-1522_250327 HORIZONTAL : RBW:1000.000kHz VBW:1.500kHz SWT:Auto Freq Level Limit Line Margin Read Level Ant Factor Cable Loss Preamp Factor Aux Factor APos TPos Remark MHz dBuV/m dBuV/m dB dBuV dB/m dB dB dB cm deg 1 5458.94 46.27 54.00 -7.73 37.70 33.02 11.78 36.23 0.00 165 360 Average	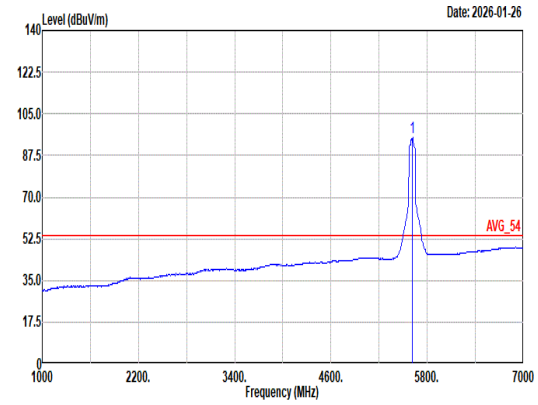 Site : 03CH16-HY Condition: AVG_54 3m 9120D-1522_250327 HORIZONTAL : RBW:1000.000kHz VBW:1.500kHz SWT:Auto Freq Level Limit Line Margin Read Level Ant Factor Cable Loss Preamp Factor Aux Factor APos TPos Remark MHz dBuV/m dBuV/m dB dBuV dB/m dB dB dB cm deg 1 5610.00 95.11 ------ ------ 86.36 33.08 11.93 36.26 0.00 165 360 Average

Mode	76	
	Band Edge - R	
	U-NII-2C_5.47-5.725_802.11ax HE80_CH122_Full RU_5610MHz	
ANT	4+3	
Pol.	Horizontal	Fundamental
Peak	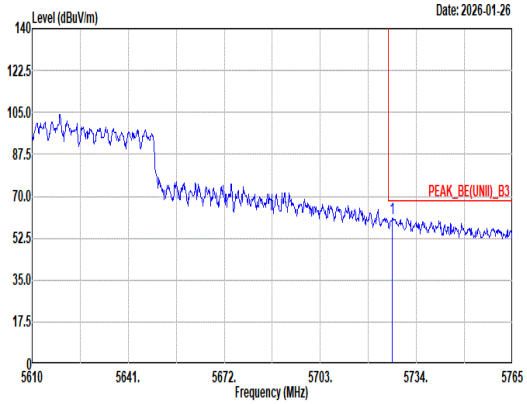 Site : 03CH16-HY Condition: PEAK_BE(UNII)_B3 3m 9120D-1522_250327 HORIZONTAL : RBW:1000.000kHz VBW:3000.000kHz SWT:Auto Freq Level Limit Line Margin Read Level Ant Factor Cable Loss Preamp Factor Aux Factor APos TPos Remark MHz dBuV/m dBuV/m dB dBuV dB/m dB dB dB cm deg 1 5726.25 60.83 68.20 -7.37 51.37 33.71 12.04 36.29 0.00 165 360 Peak	Blank

Mode	76
	Band Edge - L
	U-NII-2C_5.47-5.725_802.11ax HE80_CH122_Full RU_5610MHz
ANT	4+3

Pol.	Vertical	Fundamental
Peak	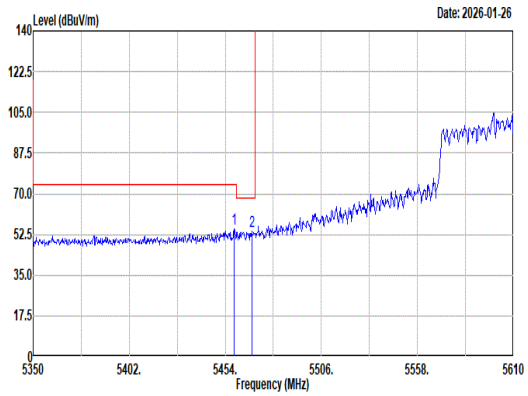 Site : 03CH16-HY Condition: PEAK_BE(UNII)_B3 3m 9120D-1522_250327 VERTICAL : RBW:1000.000kHz VBW:3000.000kHz SWT:Auto Freq Level Limit Line Margin Read Level Ant Factor Cable Loss Preamp Factor Aux Factor APos TPos Remark MHz dBuV/m dBuV/m dB dBuV dB/m dB dB dB cm deg 1 5458.94 54.95 74.00 -19.05 46.38 33.02 11.78 36.23 0.00 200 323 Peak 2 5468.30 53.66 68.20 -14.54 45.07 33.04 11.78 36.23 0.00 200 323 Peak	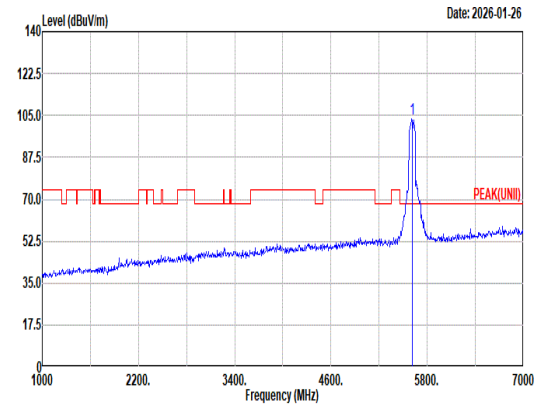 Site : 03CH16-HY Condition: PEAK(UNII) 3m 9120D-1522_250327 VERTICAL : RBW:1000.000kHz VBW:3000.000kHz SWT:Auto Freq Level Limit Line Margin Read Level Ant Factor Cable Loss Preamp Factor Aux Factor APos TPos Remark MHz dBuV/m dBuV/m dB dBuV dB/m dB dB dB cm deg 1 5610.00 103.56 ------ ------ 94.87 33.03 11.92 36.26 0.00 200 323 Peak
Avg	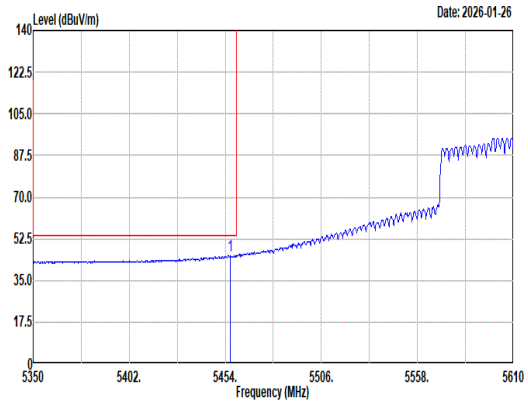 Site : 03CH16-HY Condition: AVG_BE(UNII)_B3 3m 9120D-1522_250327 VERTICAL : RBW:1000.000kHz VBW:1.500kHz SWT:Auto Freq Level Limit Line Margin Read Level Ant Factor Cable Loss Preamp Factor Aux Factor APos TPos Remark MHz dBuV/m dBuV/m dB dBuV dB/m dB dB dB cm deg 1 5456.60 45.39 54.00 -8.61 36.83 33.01 11.77 36.22 0.00 200 323 Average	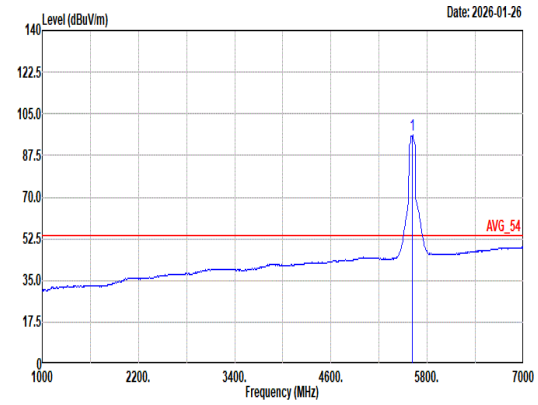 Site : 03CH16-HY Condition: AVG_54 3m 9120D-1522_250327 VERTICAL : RBW:1000.000kHz VBW:1.500kHz SWT:Auto Freq Level Limit Line Margin Read Level Ant Factor Cable Loss Preamp Factor Aux Factor APos TPos Remark MHz dBuV/m dBuV/m dB dBuV dB/m dB dB dB cm deg 1 5610.00 96.16 ------ ------ 87.41 33.08 11.93 36.26 0.00 200 323 Average

Mode	76	
	Band Edge - R	
	U-NII-2C_5.47-5.725_802.11ax HE80_CH122_Full RU_5610MHz	
ANT	4+3	
Pol.	Vertical	Fundamental
Peak	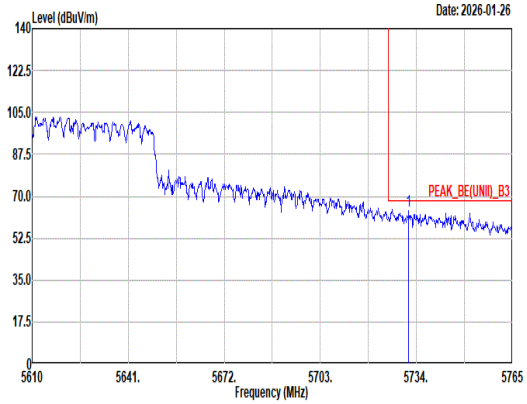 Site : 03CH16-HY Condition: PEAK_BE(UNII)_B3 3m 9120D-1522_250327 VERTICAL : RBW:1000.000kHz VBW:3000.000kHz SWT:Auto Freq Level Limit Line Margin Read Level Ant Factor Cable Loss Preamp Factor Aux Factor APos TPos Remark MHz dBuV/m dBuV/m dB dBuV dB/m dB dB dB cm deg 1 5731.52 63.87 68.20 -4.33 54.39 33.73 12.04 36.29 0.00 200 323 Peak	Blank

Mode	76	
	Harmonic	
	U-NII-2C_5.47-5.725_802.11ax HE80_CH122_Full RU_5610MHz	
ANT	4+3	
Pol.	Horizontal	Vertical
Peak Avg	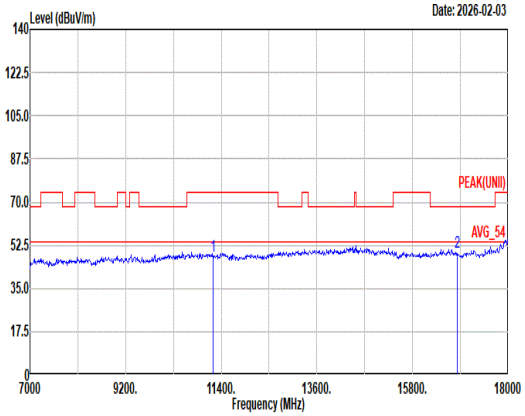 Site : 03CH16-HY Condition: PEAK(UNII) 3m 9120D-1522_250327 HORIZONTAL Freq Level Limit Line Margin Read Level Ant Factor Cable Loss Preamp Factor Aux Factor APos TPos Remark MHz dBuV/m dBuV/m dB dBuV dB/m dB dB dB cm deg 1 11220.00 47.84 74.00 -26.16 57.23 38.95 16.78 65.94 0.82 -- -- Peak 2 16830.00 49.66 68.20 -18.54 56.50 38.30 20.72 66.62 0.76 -- -- Peak	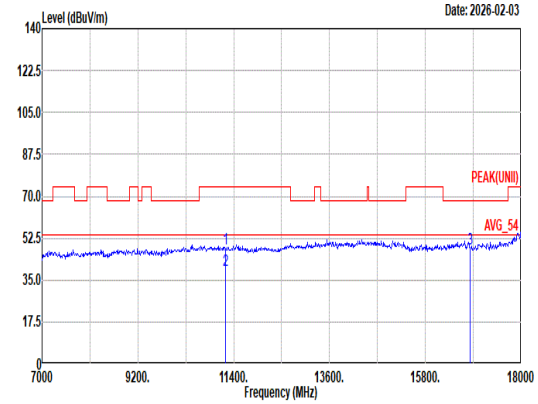 Site : 03CH16-HY Condition: PEAK(UNII) 3m 9120D-1522_250327 VERTICAL Freq Level Limit Line Margin Read Level Ant Factor Cable Loss Preamp Factor Aux Factor APos TPos Remark MHz dBuV/m dBuV/m dB dBuV dB/m dB dB dB cm deg 1 11220.00 48.25 74.00 -25.75 57.65 38.94 16.78 65.94 0.82 205 126 Peak 2 11220.00 39.08 54.00 -14.92 48.48 38.94 16.78 65.94 0.82 205 126 Average 3 16830.00 48.15 68.20 -20.05 54.99 38.30 20.72 66.62 0.76 -- -- Peak

Mode	76	
	Harmonic	
	U-NII-2C_5.47-5.725_802.11ax HE80_CH122_Full RU_5610MHz	
ANT	4+3	
Pol.	Horizontal	Vertical
14.47G ~14.5G Avg	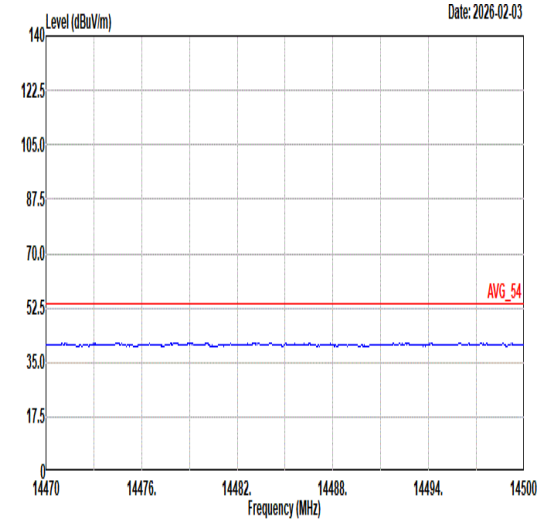 Site : 03CH16-HY Condition: AVG_54 3m 9120D-1522_250327 HORIZONTAL	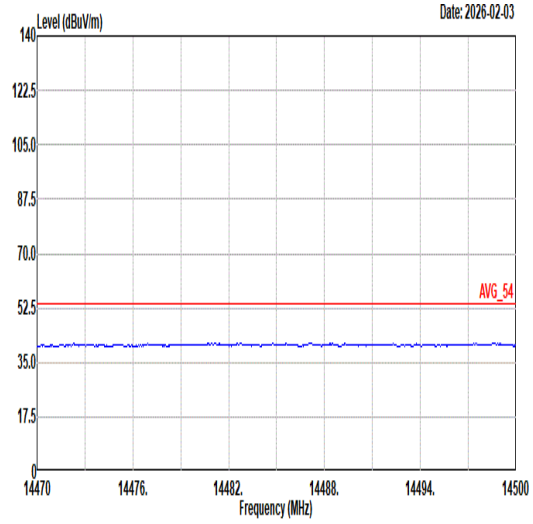 Site : 03CH16-HY Condition: AVG_54 3m 9120D-1522_250327 VERTICAL
17G ~18G Avg	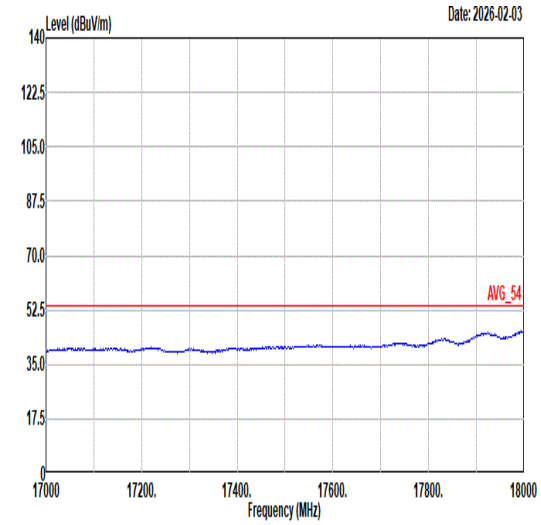 Site : 03CH16-HY Condition: AVG_54 3m 9120D-1522_250327 HORIZONTAL	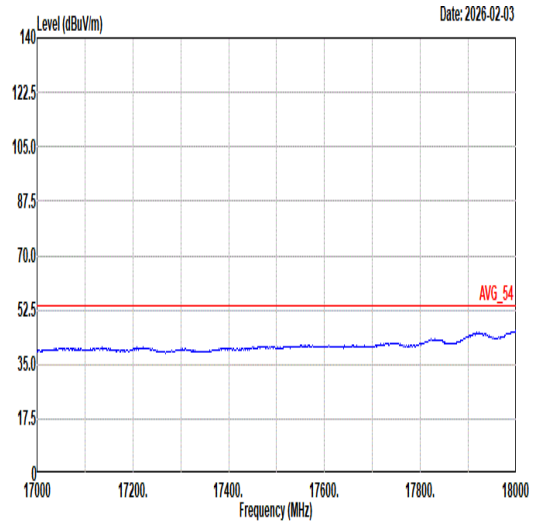 Site : 03CH16-HY Condition: AVG_54 3m 9120D-1522_250327 VERTICAL

Mode	77	
	Band Edge - L	
	U-NII-2C_5.47-5.725_802.11ax HE80_CH138_5690MHz	
ANT	4+3	
Pol.	Horizontal	Fundamental
Peak	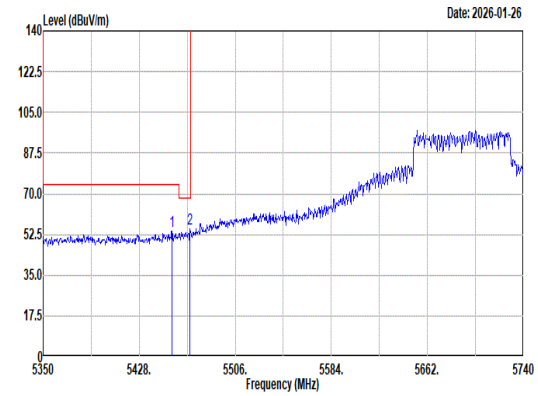 Site : 03CH16-HY Condition: STRADDLES U-NII-1&2A 3m 9120D-1522_250327 HORIZONTAL : RBW:1000.000kHz VBW:3000.000kHz SWT:Auto Freq Level Limit Line Margin Read Level Ant Factor Cable Loss Preamp Factor Aux Factor APos TPos Remark MHz dBuV/m dBuV/m dB dBuV dB/m dB dB dB cm deg 1 5454.52 53.98 74.00 -20.02 45.42 33.01 11.77 36.22 0.00 400 240 Peak 2 5468.95 54.73 68.20 -13.47 46.13 33.04 11.79 36.23 0.00 400 240 Peak	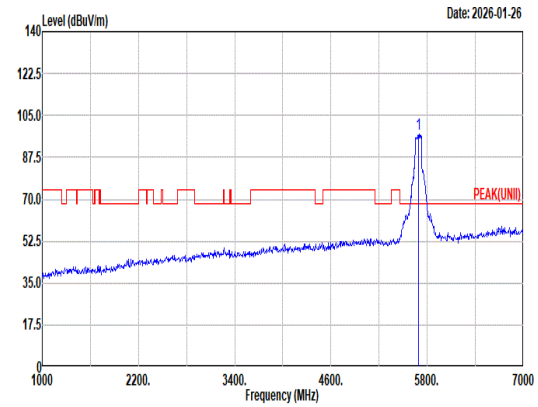 Site : 03CH16-HY Condition: PEAK(UNII) 3m 9120D-1522_250327 HORIZONTAL : RBW:1000.000kHz VBW:3000.000kHz SWT:Auto Freq Level Limit Line Margin Read Level Ant Factor Cable Loss Preamp Factor Aux Factor APos TPos Remark MHz dBuV/m dBuV/m dB dBuV dB/m dB dB dB cm deg 1 5690.00 97.04 ------ ------ 87.73 33.58 12.01 36.28 0.00 400 240 Peak
Avg	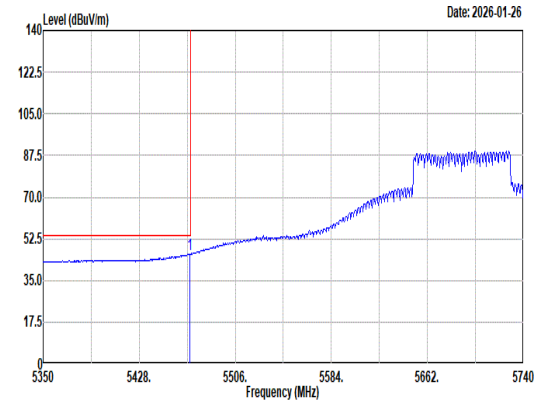 Site : 03CH16-HY Condition: U-NII-1&2A AVERAGE 3m 9120D-1522_250327 HORIZONTAL : RBW:1000.000kHz VBW:1.500kHz SWT:Auto Freq Level Limit Line Margin Read Level Ant Factor Cable Loss Preamp Factor Aux Factor APos TPos Remark MHz dBuV/m dBuV/m dB dBuV dB/m dB dB dB cm deg 1 5468.95 46.08 54.00 -7.92 37.48 33.04 11.79 36.23 0.00 400 240 Average	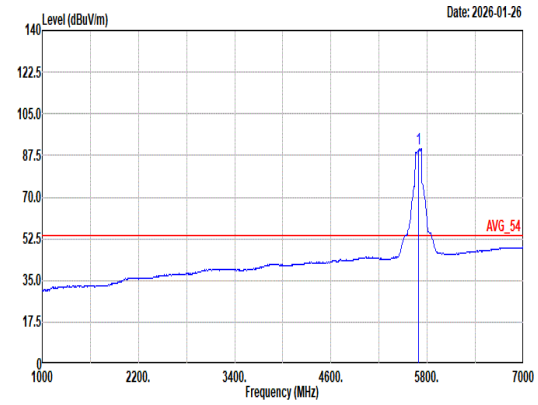 Site : 03CH16-HY Condition: AVG_54 3m 9120D-1522_250327 HORIZONTAL : RBW:1000.000kHz VBW:1.500kHz SWT:Auto Freq Level Limit Line Margin Read Level Ant Factor Cable Loss Preamp Factor Aux Factor APos TPos Remark MHz dBuV/m dBuV/m dB dBuV dB/m dB dB dB cm deg 1 5690.00 90.12 ------ ------ 80.81 33.58 12.01 36.28 0.00 400 240 Average

Mode	77	
	Band Edge - R	
	U-NII-2C_5.47-5.725_802.11ax HE80_CH138_5690MHz	
ANT	4+3	
Pol.	Horizontal	Fundamental
Peak	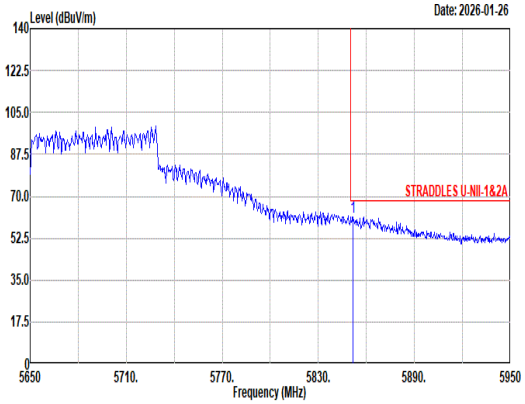 Site : 03CH16-HY Condition: STRADDLES U-NII-1&2A 3m 9120D-1522_250327 HORIZONTAL : RBW:1000.000kHz VBW:3000.000kHz SWT:Auto Freq / Level / Limit Line / Margin / Read Level / Ant Factor / Cable Loss / Preamp Factor / Aux Factor / APos / TPos / Remark MHz / dBuV/m / dBuV/m / dB / dBuV / dB/m / dB / dB / dB / cm / deg 1 5851.60 61.52 68.20 -6.68 51.47 34.20 12.17 36.32 0.00 400 240 Peak	Blank

Mode	77	
	Band Edge - L	
	U-NII-2C_5.47-5.725_802.11ax HE80_CH138_5690MHz	
ANT	4+3	
Pol.	Vertical	Fundamental
Peak	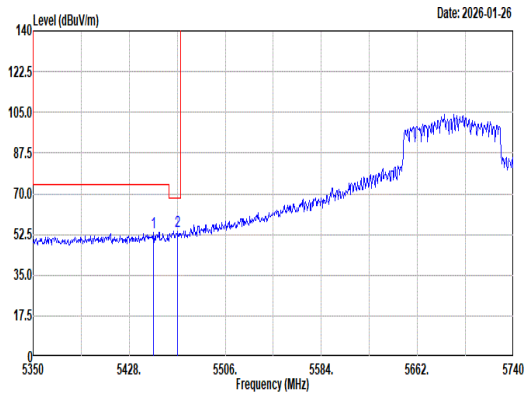 Site : 03CH16-HY Condition: STRADDLES U-NII-1&2A 3m 9120D-1522_250327 VERTICAL : RBW:1000.000kHz VBW:3000.000kHz SWT:Auto Freq Level Limit Line Margin Read Level Ant Factor Cable Loss Preamp Factor Aux Factor APos TPos Remark MHz dBuV/m dBuV/m dB dBuV dB/m dB dB dB cm deg 1 5447.50 53.53 74.00 -20.47 44.97 33.01 11.77 36.22 0.00 300 335 Peak 2 5467.39 53.68 68.20 -14.52 45.10 33.03 11.78 36.23 0.00 300 335 Peak	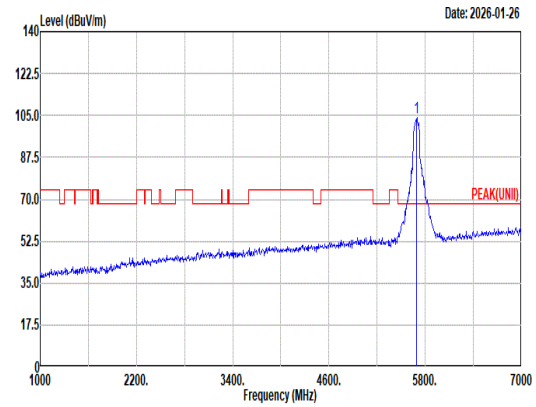 Site : 03CH16-HY Condition: PEAK(UNII) 3m 9120D-1522_250327 VERTICAL : RBW:1000.000kHz VBW:3000.000kHz SWT:Auto Freq Level Limit Line Margin Read Level Ant Factor Cable Loss Preamp Factor Aux Factor APos TPos Remark MHz dBuV/m dBuV/m dB dBuV dB/m dB dB dB cm deg 1 5690.00 104.18 ------ ------ 94.87 33.58 12.01 36.28 0.00 300 335 Peak
Avg	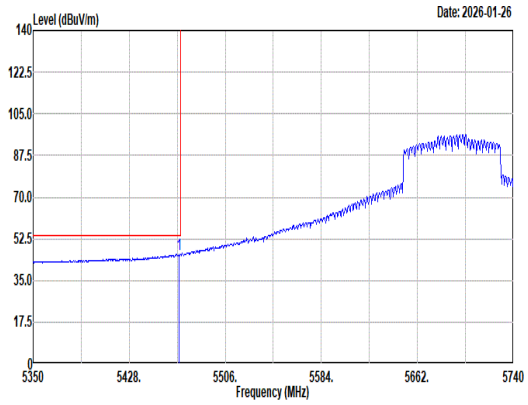 Site : 03CH16-HY Condition: U-NII-1&2A AVERAGE 3m 9120D-1522_250327 VERTICAL : RBW:1000.000kHz VBW:1.500kHz SWT:Auto Freq Level Limit Line Margin Read Level Ant Factor Cable Loss Preamp Factor Aux Factor APos TPos Remark MHz dBuV/m dBuV/m dB dBuV dB/m dB dB dB cm deg 1 5468.56 46.08 54.00 -7.92 37.48 33.04 11.79 36.23 0.00 300 335 Average	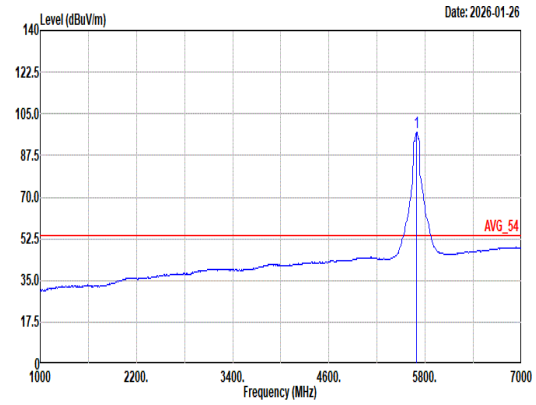 Site : 03CH16-HY Condition: AVG_54 3m 9120D-1522_250327 VERTICAL : RBW:1000.000kHz VBW:1.500kHz SWT:Auto Freq Level Limit Line Margin Read Level Ant Factor Cable Loss Preamp Factor Aux Factor APos TPos Remark MHz dBuV/m dBuV/m dB dBuV dB/m dB dB dB cm deg 1 5690.00 97.15 ------ ------ 87.84 33.58 12.01 36.28 0.00 300 335 Average

Mode	77	
	Band Edge - R	
	U-NII-2C_5.47-5.725_802.11ax HE80_CH138_5690MHz	
ANT	4+3	
Pol.	Vertical	Fundamental
Peak	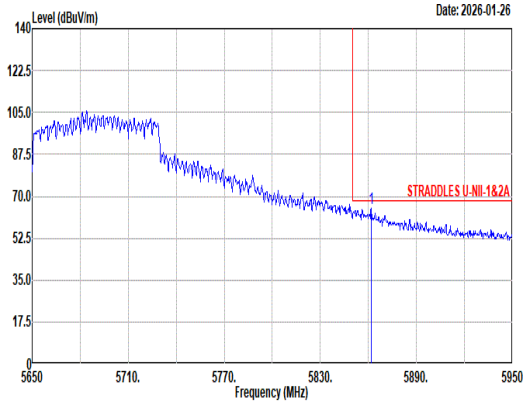 Site : 03CH16-HY Condition: STRADDLES U-NII-1&2A 3m 9120D-1522_250327 VERTICAL : RBW:1000.000kHz VBW:3000.000kHz SWT:Auto Freq Level Limit Line Margin Read Level Ant Factor Cable Loss Preamp Factor Aux Factor APos TPos Remark MHz dBuV/m dBuV/m dB dBuV dB/m dB dB dB cm deg 1 5861.80 64.80 68.20 -3.40 54.72 34.22 12.18 36.32 0.00 300 335 Peak	Blank

Mode	77	
	Harmonic	
	U-NII-2C_5.47-5.725_802.11ax HE80_CH138_5690MHz	
ANT	4+3	
Pol.	Horizontal	Vertical
Peak Avg	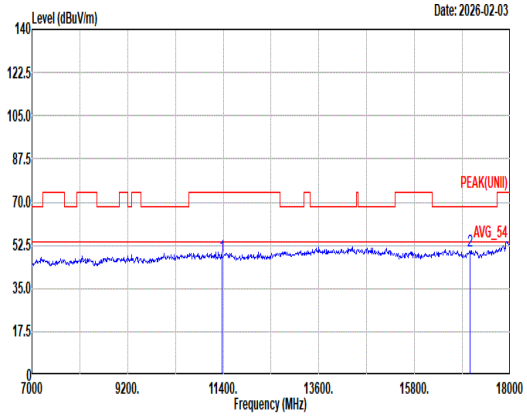 Site : 03CH16-HY Condition: PEAK(UNII) 3m 9120D-1522_250327 HORIZONTAL Freq Level Limit Line Margin Read Level Ant Factor Cable Loss Preamp Factor Aux Factor APos TPos Remark MHz dBuV/m dBuV/m dB dBuV dB/m dB dB dB cm deg 1 11380.00 47.92 74.00 -26.08 57.02 39.20 16.90 65.99 0.79 -- -- Peak 2 17070.00 50.32 68.20 -17.88 56.48 38.46 20.88 66.28 0.78 -- -- Peak	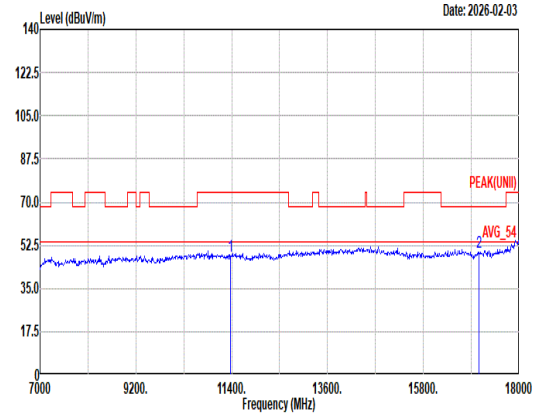 Site : 03CH16-HY Condition: PEAK(UNII) 3m 9120D-1522_250327 VERTICAL Freq Level Limit Line Margin Read Level Ant Factor Cable Loss Preamp Factor Aux Factor APos TPos Remark MHz dBuV/m dBuV/m dB dBuV dB/m dB dB dB cm deg 1 11380.00 47.84 74.00 -26.16 56.94 39.20 16.90 65.99 0.79 -- -- Peak 2 17070.00 49.91 68.20 -18.29 56.07 38.46 20.88 66.28 0.78 -- -- Peak

Mode	77	
	Harmonic	
	U-NII-2C_5.47-5.725_802.11ax HE80_CH138_5690MHz	
ANT	4+3	
Pol.	Horizontal	Vertical
14.47G ~14.5G Avg	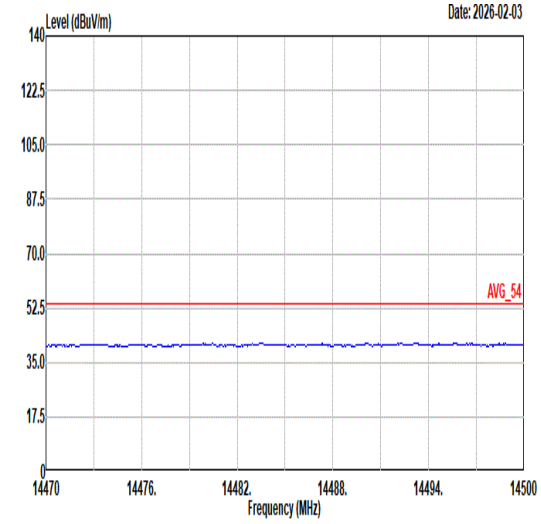 Site : 03CH16-HY Condition: AVG_54 3m 9120D-1522_250327 HORIZONTAL	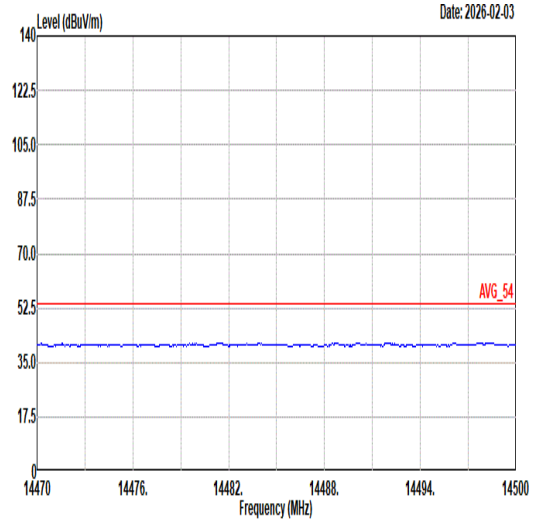 Site : 03CH16-HY Condition: AVG_54 3m 9120D-1522_250327 VERTICAL
17G ~18G Avg	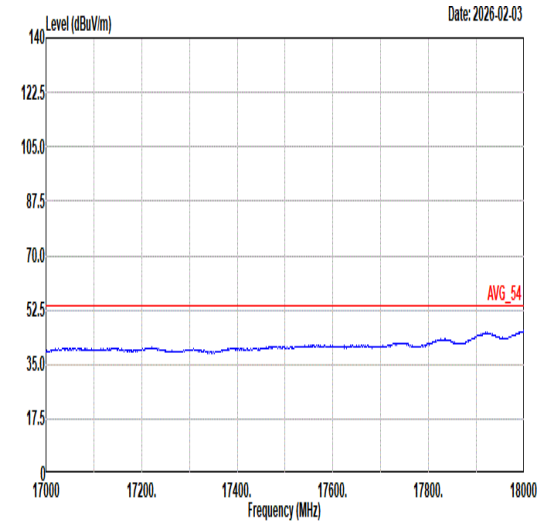 Site : 03CH16-HY Condition: AVG_54 3m 9120D-1522_250327 HORIZONTAL	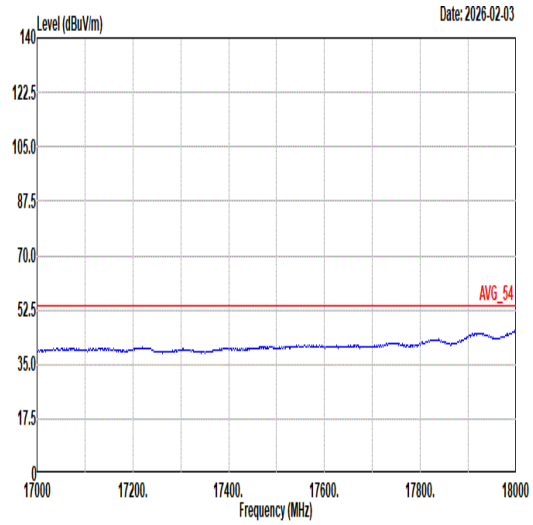 Site : 03CH16-HY Condition: AVG_54 3m 9120D-1522_250327 VERTICAL

Mode	78	
	LF	
	U-NII-1_5.15-5.25_802.11a_CH44_5220MHz	
ANT	4+3	
Pol.	Horizontal	Vertical
QP/ Peak	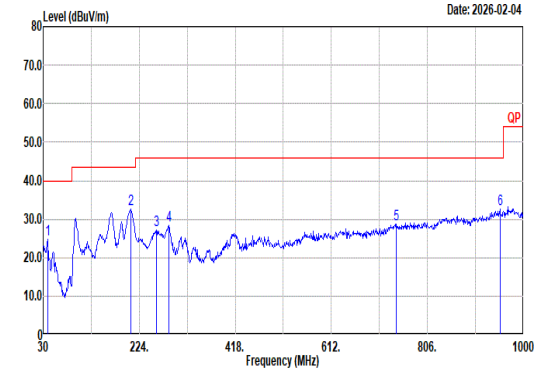	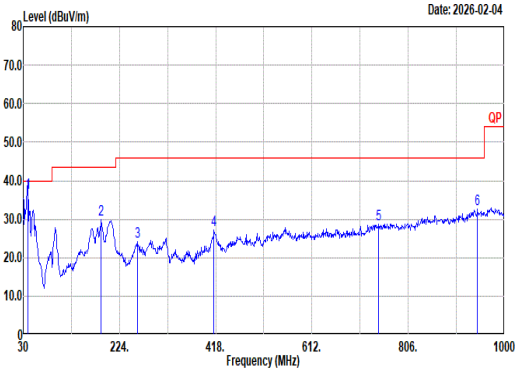

Site : 03CH16-HY
Condition: QP 3m CBL6111D&00802N1D01N-06 _47020 & 06_251004 HORIZONTAL

	Freq	Level	Limit Line	Margin	Read Level	Ant Factor	Cable Loss	Preamp Factor	Aux Factor	APos	TPos	Remark
	MHz	dBuV/m	dBuV/m	dB	dBuV	dB/m	dB	dB	dB	cm	deg	
1	38.73	24.73	40.00	-15.27	35.70	20.12	1.15	32.25	0.01	--	--	Peak
2	206.54	32.56	43.50	-10.94	47.49	14.74	2.43	32.17	0.07	--	--	Peak
3	258.92	27.07	46.00	-18.93	36.98	19.51	2.72	32.22	0.08	--	--	Peak
4	283.17	28.31	46.00	-17.69	39.00	18.61	2.85	32.22	0.07	--	--	Peak
5	742.95	28.70	46.00	-17.30	28.93	27.44	4.53	32.34	0.14	--	--	Peak
6	952.47	32.54	46.00	-13.46	28.17	30.16	5.13	31.14	0.22	--	--	Peak

Site : 03CH16-HY
Condition: QP 3m CBL6111D&00802N1D01N-06 _47020 & 06_251004 VERTICAL

	Freq	Level	Limit Line	Margin	Read Level	Ant Factor	Cable Loss	Preamp Factor	Aux Factor	APos	TPos	Remark
	MHz	dBuV/m	dBuV/m	dB	dBuV	dB/m	dB	dB	dB	cm	deg	
1	38.73	36.87	40.00	-3.13	47.84	20.12	1.15	32.25	0.01	100	56	QP
2	187.14	29.97	43.50	-13.53	45.27	14.49	2.34	32.17	0.04	--	--	Peak
3	259.89	24.13	46.00	-21.87	33.88	19.66	2.73	32.22	0.08	--	--	Peak
4	414.12	27.06	46.00	-18.94	34.38	21.45	3.38	32.22	0.07	--	--	Peak
5	746.83	28.80	46.00	-17.20	28.95	27.50	4.54	32.33	0.14	--	--	Peak
6	945.68	32.60	46.00	-13.40	28.53	29.96	5.11	31.21	0.21	--	--	Peak

Mode	79	
	SHF	
	U-NII-1_5.15-5.25_802.11a_CH44_5220MHz	
ANT	4+3	
Pol.	Horizontal	Vertical
Peak	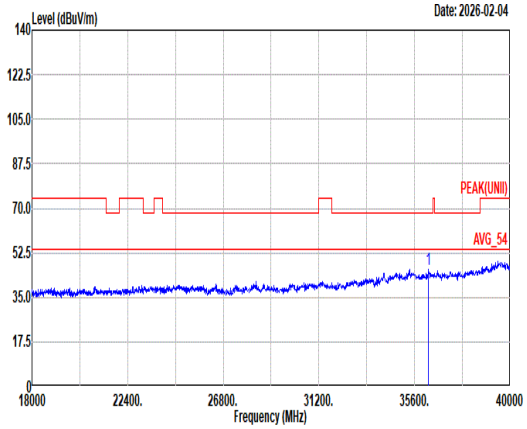 Site : 03CH16-HY Condition: PEAK(UNII) 1m BBHA9170_1225_250702 HORIZONTAL Freq Level Limit Line Margin Read Level Ant Factor Cable Loss Preamp Factor Aux Factor APos TPos Remark MHz dBuV/m dBuV/m dB dBuV dB/m dB dB dB cm deg 1 36249.00 45.88 68.20 -22.32 63.32 42.59 8.36 58.85 -9.54 -- -- Peak	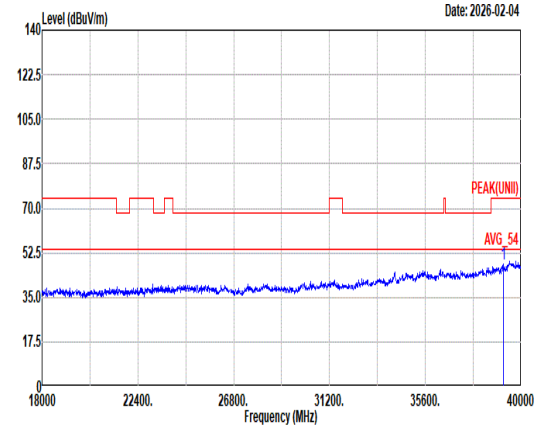 Site : 03CH16-HY Condition: PEAK(UNII) 1m BBHA9170_1225_250702 VERTICAL Freq Level Limit Line Margin Read Level Ant Factor Cable Loss Preamp Factor Aux Factor APos TPos Remark MHz dBuV/m dBuV/m dB dBuV dB/m dB dB dB cm deg 1 39175.00 47.96 74.00 -26.04 60.87 45.00 8.39 56.76 -9.54 -- -- Peak

<For Band 4>

C2.1. Radiated Spurious Emission Test Modes

Mode	Band	Band (GHz)	Antenna	Modulation	Channel	Frequency	Data Rate	RU	Remark
Mode 77	U-NII-3	5.725-5.85	4+3	802.11a	149	5745	6Mbps	-	-
Mode 78	U-NII-3	5.725-5.85	4+3	802.11a	157	5785	6Mbps	-	-
Mode 79	U-NII-3	5.725-5.85	4+3	802.11a	165	5825	6Mbps	-	-
Mode 80	U-NII-3	5.725-5.85	4+3	802.11n HT20	149	5745	MCS0	-	-
Mode 81	U-NII-3	5.725-5.85	4+3	802.11n HT20	157	5785	MCS0	-	-
Mode 82	U-NII-3	5.725-5.85	4+3	802.11n HT20	165	5825	MCS0	-	-
Mode 83	U-NII-3	5.725-5.85	4+3	802.11n HT40	151	5755	MCS0	-	-
Mode 84	U-NII-3	5.725-5.85	4+3	802.11n HT40	159	5795	MCS0	-	-
Mode 85	U-NII-3	5.725-5.85	4+3	802.11ac VHT80	155	5775	MCS0	-	-
Mode 86	U-NII-3	5.725-5.85	4+3	802.11ax HE20	149	5745	MCS0	Full RU	-
Mode 87	U-NII-3	5.725-5.85	4+3	802.11ax HE20	149	5745	MCS0	26/0 RU	-

Mode	Band	Band (GHz)	Antenna	Modulation	Channel	Frequency	Data Rate	RU	Remark
Mode 88	U-NII-3	5.725-5.85	4+3	802.11ax HE20	149	5745	MCS0	52/37 RU	-
Mode 89	U-NII-3	5.725-5.85	4+3	802.11ax HE20	149	5745	MCS0	106/53 RU	-
Mode 90	U-NII-3	5.725-5.85	4+3	802.11ax HE20	157	5785	MCS0	Full RU	-
Mode 91	U-NII-3	5.725-5.85	4+3	802.11ax HE20	165	5825	MCS0	Full RU	-
Mode 92	U-NII-3	5.725-5.85	4+3	802.11ax HE20	165	5825	MCS0	26/8 RU	-
Mode 93	U-NII-3	5.725-5.85	4+3	802.11ax HE20	165	5825	MCS0	52/40 RU	-
Mode 94	U-NII-3	5.725-5.85	4+3	802.11ax HE20	165	5825	MCS0	106/54 RU	-
Mode 95	U-NII-3	5.725-5.85	4+3	802.11ax HE40	151	5755	MCS0	Full RU	-
Mode 96	U-NII-3	5.725-5.85	4+3	802.11ax HE40	159	5795	MCS0	Full RU	-
Mode 97	U-NII-3	5.725-5.85	4+3	802.11ax HE80	155	5775	MCS0	Full RU	-
Mode 98	U-NII-3	5.725-5.85	4+3	802.11n HT40	151	5755	MCS0	-	LF
Mode 99	U-NII-3	5.725-5.85	4+3	802.11n HT40	151	5755	MCS0	-	SHF

C2.2. Summary of each worse mode

Mode	Modulation	Ch.	Freq. (MHz)	Level (dBuV/m)	Limit (dBuV/m)	Margin (dB)	Pol.	Peak Avg.	Result	RU	Remark
77	802.11a	149	5650.90	62.30	68.87	-6.57	H	Peak	Pass	-	Band Edge
	802.11a	149	11490.00	39.40	54.00	-14.60	V	Avg.	Pass	-	Harmonic
78	802.11a	157	5935.32	53.53	68.20	-14.67	H	Peak	Pass	-	Band Edge
	802.11a	157	11570.00	40.12	54.00	-13.88	V	Avg.	Pass	-	Harmonic
79	802.11a	165	5928.38	56.08	68.20	-12.12	H	Peak	Pass	-	Band Edge
	802.11a	165	11650.00	40.87	54.00	-13.13	V	Avg.	Pass	-	Harmonic
80	802.11n HT20	149	5644.23	60.55	68.20	-7.65	H	Peak	Pass	-	Band Edge
	802.11n HT20	149	11490.00	41.02	54.00	-12.98	V	Avg.	Pass	-	Harmonic
81	802.11n HT20	157	5928.72	54.03	68.20	-14.17	H	Peak	Pass	-	Band Edge
	802.11n HT20	157	11570.00	40.42	54.00	-13.58	V	Avg.	Pass	-	Harmonic
82	802.11n HT20	165	5932.00	55.20	68.20	-13.00	H	Peak	Pass	-	Band Edge

Mode	Modulation	Ch.	Freq. (MHz)	Level (dBuV/m)	Limit (dBuV/m)	Margin (dB)	Pol.	Peak Avg.	Result	RU	Remark
82	802.11n HT20	165	11650.00	40.13	54.00	-13.87	V	Avg.	Pass	-	Harmonic
83	802.11n HT40	151	5648.21	66.18	68.20	-2.02	H	Peak	Pass	-	Band Edge
	802.11n HT40	151	11510.00	39.59	54.00	-14.41	V	Avg.	Pass	-	Harmonic
84	802.11n HT40	159	5927.53	65.15	68.20	-3.05	V	Peak	Pass	-	Band Edge
	802.11n HT40	159	11590.00	39.02	54.00	-14.98	V	Avg.	Pass	-	Harmonic
85	802.11ac VHT80	155	5649.18	65.80	68.20	-2.40	H	Peak	Pass	-	Band Edge
	802.11ac VHT80	155	11554.00	39.42	54.00	-14.58	V	Avg.	Pass	-	Harmonic
86	802.11ax HE20	149	5649.01	64.42	68.20	-3.78	H	Peak	Pass	Full RU	Band Edge
	802.11ax HE20	149	11490.00	38.38	54.00	-15.62	V	Avg.	Pass	Full RU	Harmonic
87	802.11ax HE20	149	5668.59	71.14	81.99	-10.85	H	Peak	Pass	26/0 RU	Band Edge
	802.11ax HE20	149	-	-	-	-	-	-	-	26/0 RU	Harmonic

Mode	Modulation	Ch.	Freq. (MHz)	Level (dBuV/m)	Limit (dBuV/m)	Margin (dB)	Pol.	Peak Avg.	Result	RU	Remark
88	802.11ax HE20	149	5645.68	64.73	68.20	-3.47	H	Peak	Pass	52/37 RU	Band Edge
	802.11ax HE20	149	-	-	-	-	-	-	-	52/37 RU	Harmonic
89	802.11ax HE20	149	5646.11	62.24	68.20	-5.96	H	Peak	Pass	106/53 RU	Band Edge
	802.11ax HE20	149	-	-	-	-	-	-	-	106/53 RU	Harmonic
90	802.11ax HE20	157	5649.03	56.72	68.20	-11.48	H	Peak	Pass	Full RU	Band Edge
	802.11ax HE20	157	17355.00	48.81	68.20	-19.39	H	Peak	Pass	Full RU	Harmonic
91	802.11ax HE20	165	5920.75	59.36	71.33	-11.97	V	Peak	Pass	Full RU	Band Edge
	802.11ax HE20	165	17475.00	49.59	68.20	-18.61	V	Peak	Pass	Full RU	Harmonic
92	802.11ax HE20	165	5931.38	59.18	68.20	-9.02	H	Peak	Pass	26/8 RU	Band Edge
	802.11ax HE20	165	-	-	-	-	-	-	-	26/8 RU	Harmonic
93	802.11ax HE20	165	5926.63	56.78	68.20	-11.42	H	Peak	Pass	52/40 RU	Band Edge

Mode	Modulation	Ch.	Freq. (MHz)	Level (dBuV/m)	Limit (dBuV/m)	Margin (dB)	Pol.	Peak Avg.	Result	RU	Remark
93	802.11ax HE20	165	-	-	-	-	-	-	-	52/40 RU	Harmonic
94	802.11ax HE20	165	5932.75	55.30	68.20	-12.90	H	Peak	Pass	106/54 RU	Band Edge
	802.11ax HE20	165	-	-	-	-	-	-	-	106/54 RU	Harmonic
95	802.11ax HE40	151	5647.74	66.01	68.20	-2.19	H	Peak	Pass	Full RU	Band Edge
	802.11ax HE40	151	11510.00	38.51	54.00	-15.49	V	Avg.	Pass	Full RU	Harmonic
96	802.11ax HE40	159	5926.60	64.00	68.20	-4.20	H	Peak	Pass	Full RU	Band Edge
	802.11ax HE40	159	17385.00	48.91	68.20	-19.29	V	Peak	Pass	Full RU	Harmonic
97	802.11ax HE80	155	5646.38	66.02	68.20	-2.18	H	Peak	Pass	Full RU	Band Edge
	802.11ax HE80	155	17325.00	49.07	68.20	-19.13	V	Peak	Pass	Full RU	Harmonic
98	LF	151	38.73	35.82	40.00	-4.18	V	QP	Pass	-	LF
99	SHF	151	38482.00	46.34	68.20	-21.86	H	Peak	Pass	-	SHF

Mode	77	
	Band Edge	
	U-NII-3_5.725-5.85_802.11a_CH149_5745MHz	
ANT	4+3	
Pol.	Horizontal	Fundamental
Peak	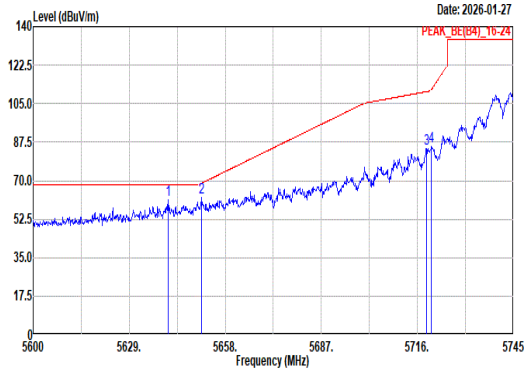 Site : 03CH16-HY Condition: PEAK_BE(B4)_16-24 3m 9120D-1522_250327 HORIZONTAL : RBW:1000.000kHz VBW:3000.000kHz SWT:Auto Freq Level Limit Line Margin Read Level Ant Factor Cable Loss Preamp Factor Aux Factor APos TPos Remark MHz dBuV/m dBuV/m dB dBuV dB/m dB dB dB cm deg 1 5640.75 61.30 68.20 -6.90 52.46 33.16 11.95 36.27 0.00 100 341 Peak 2 5650.90 62.30 68.87 -6.57 53.40 33.21 11.96 36.27 0.00 100 341 Peak 3 5718.76 84.65 110.45 -25.80 75.23 33.68 12.03 36.29 0.00 100 341 Peak 4 5720.21 85.35 111.27 -25.92 75.93 33.68 12.03 36.29 0.00 100 341 Peak	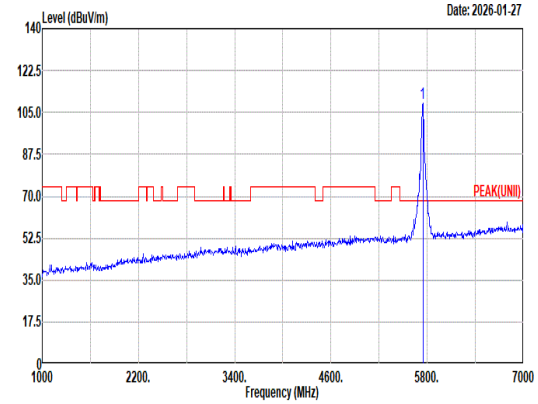 Site : 03CH16-HY Condition: PEAK(UNII) 3m 9120D-1522_250327 HORIZONTAL : RBW:1000.000kHz VBW:3000.000kHz SWT:Auto Freq Level Limit Line Margin Read Level Ant Factor Cable Loss Preamp Factor Aux Factor APos TPos Remark MHz dBuV/m dBuV/m dB dBuV dB/m dB dB dB cm deg 1 5745.00 108.94 ------ ------ 99.39 33.78 12.06 36.29 0.00 100 341 Peak
Avg	Blank	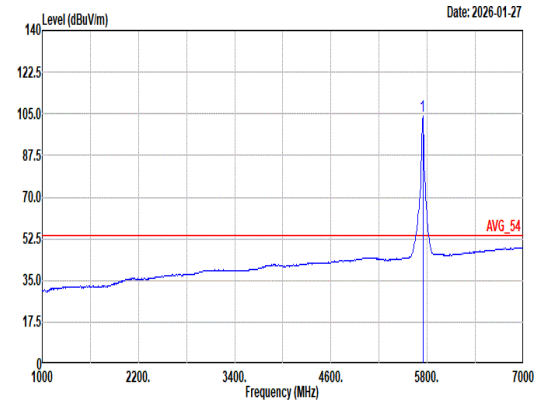 Site : 03CH16-HY Condition: AVG_54 3m 9120D-1522_250327 HORIZONTAL : RBW:1000.000kHz VBW:0.010kHz SWT:Auto Freq Level Limit Line Margin Read Level Ant Factor Cable Loss Preamp Factor Aux Factor APos TPos Remark MHz dBuV/m dBuV/m dB dBuV dB/m dB dB dB cm deg 1 5745.00 103.93 ------ ------ 94.38 33.78 12.06 36.29 0.00 100 341 Average

Mode	77	
	Band Edge	
	U-NII-3_5.725-5.85_802.11a_CH149_5745MHz	
ANT	4+3	
Pol.	Vertical	Fundamental
Peak	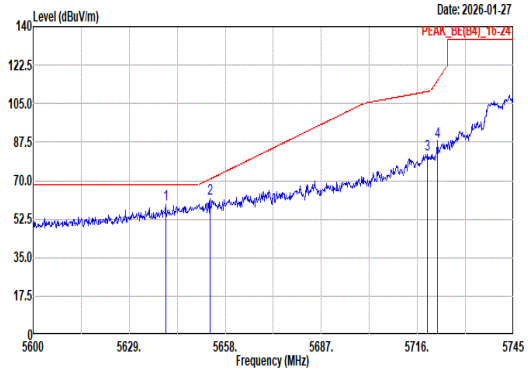 Site : 03CH16-HY Condition: PEAK_BE(B4)_16-24 3m 9120D-1522_250327 VERTICAL : RBW:1000.000kHz VBW:3000.000kHz SWT:Auto Freq Level Limit Line Margin Read Level Ant Factor Cable Loss Preamp Factor Aux Factor APos TPos Remark MHz dBuV/m dBuV/m dB dBuV dB/m dB dB dB cm deg 1 5640.02 58.94 68.20 -9.26 50.10 33.16 11.95 36.27 0.00 372 72 Peak 2 5653.36 61.79 70.70 -8.91 52.87 33.23 11.96 36.27 0.00 372 72 Peak 3 5718.90 81.98 110.49 -28.51 72.56 33.68 12.03 36.29 0.00 372 72 Peak 4 5721.95 87.68 115.24 -27.56 78.25 33.69 12.03 36.29 0.00 372 72 Peak	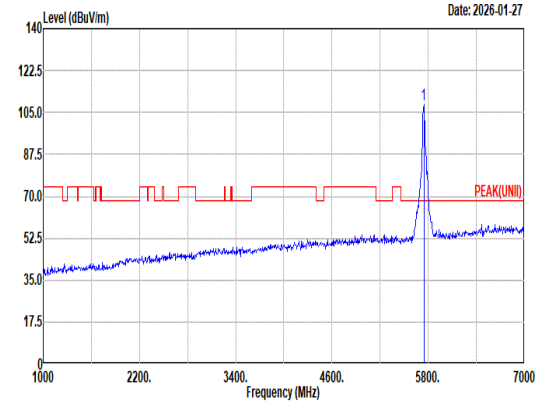 Site : 03CH16-HY Condition: PEAK(UNII) 3m 9120D-1522_250327 VERTICAL : RBW:1000.000kHz VBW:3000.000kHz SWT:Auto Freq Level Limit Line Margin Read Level Ant Factor Cable Loss Preamp Factor Aux Factor APos TPos Remark MHz dBuV/m dBuV/m dB dBuV dB/m dB dB dB cm deg 1 5745.00 108.43 ------ ------ 98.88 33.78 12.06 36.29 0.00 372 72 Peak
Avg	Blank	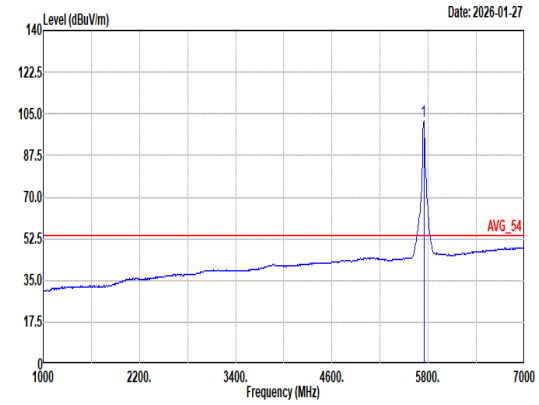 Site : 03CH16-HY Condition: AVG_54 3m 9120D-1522_250327 VERTICAL : RBW:1000.000kHz VBW:0.010kHz SWT:Auto Freq Level Limit Line Margin Read Level Ant Factor Cable Loss Preamp Factor Aux Factor APos TPos Remark MHz dBuV/m dBuV/m dB dBuV dB/m dB dB dB cm deg 1 5745.00 102.16 ------ ------ 92.61 33.78 12.06 36.29 0.00 372 72 Average

Mode	77	
	Harmonic	
	U-NII-3_5.725-5.85_802.11a_CH149_5745MHz	
ANT	4+3	
Pol.	Horizontal	Vertical
Peak Avg	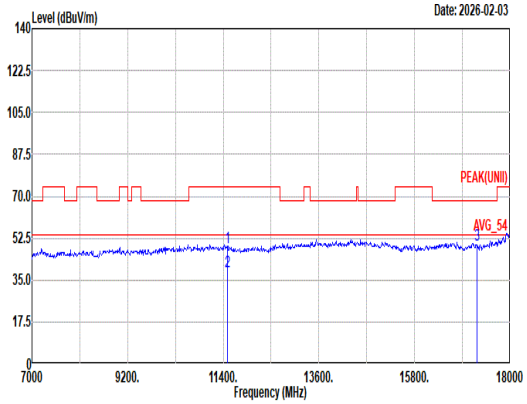 Site : 03CH16-HY Condition: PEAK(UNII) 3m 9120D-1522_250327 HORIZONTAL Freq Level Limit Line Margin Read Level Ant Factor Cable Loss Preamp Factor Aux Factor APos TPos Remark MHz dBuV/m dBuV/m dB dBuV dB/m dB dB dB cm deg 1 11490.00 48.66 74.00 -25.34 57.81 39.12 16.99 66.03 0.77 100 246 Peak 2 11490.00 38.52 54.00 -15.48 47.67 39.12 16.99 66.03 0.77 100 246 Average 3 17235.00 49.85 68.20 -18.35 55.48 38.67 20.98 66.08 0.80 -- -- Peak	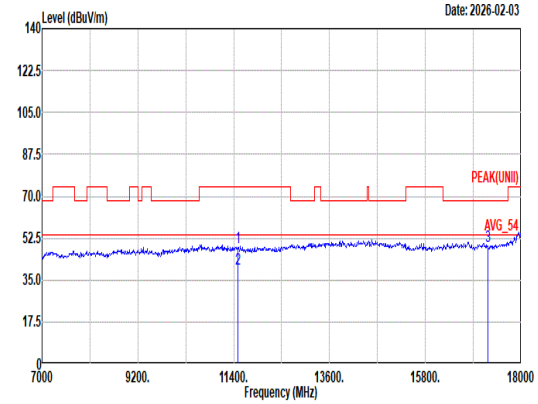 Site : 03CH16-HY Condition: PEAK(UNII) 3m 9120D-1522_250327 VERTICAL Freq Level Limit Line Margin Read Level Ant Factor Cable Loss Preamp Factor Aux Factor APos TPos Remark MHz dBuV/m dBuV/m dB dBuV dB/m dB dB dB cm deg 1 11490.00 48.83 74.00 -25.17 57.98 39.12 16.99 66.03 0.77 100 312 Peak 2 11490.00 39.40 54.00 -14.60 48.55 39.12 16.99 66.03 0.77 100 312 Average 3 17235.00 49.31 68.20 -18.89 54.94 38.67 20.98 66.08 0.80 -- -- Peak

Mode	77	
	Harmonic	
	U-NII-3_5.725-5.85_802.11a_CH149_5745MHz	
ANT	4+3	
Pol.	Horizontal	Vertical
14.47G ~14.5G Avg	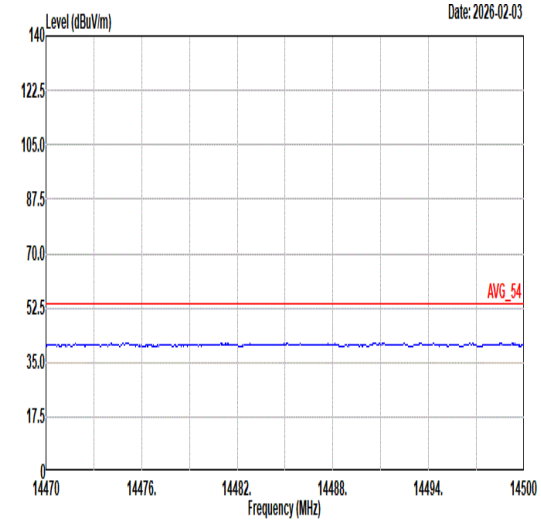 Site : 03CH16-HY Condition: AVG_54 3m 9120D-1522_250327 HORIZONTAL	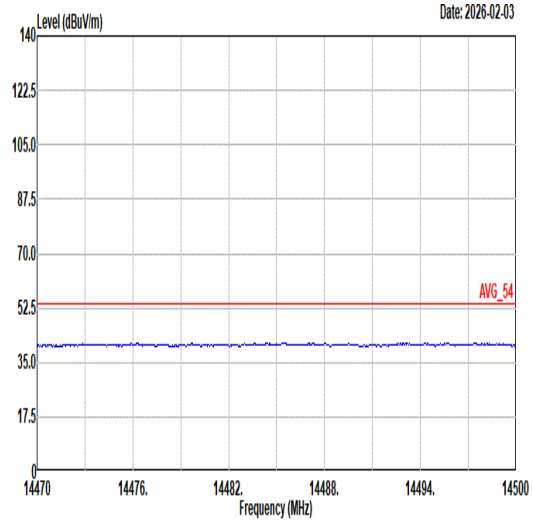 Site : 03CH16-HY Condition: AVG_54 3m 9120D-1522_250327 VERTICAL
17G ~18G Avg	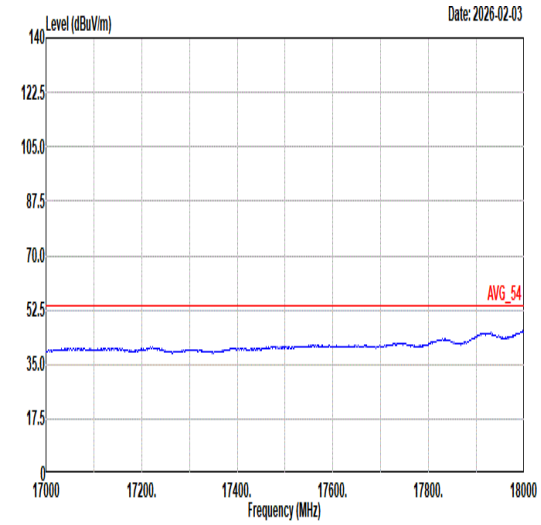 Site : 03CH16-HY Condition: AVG_54 3m 9120D-1522_250327 HORIZONTAL	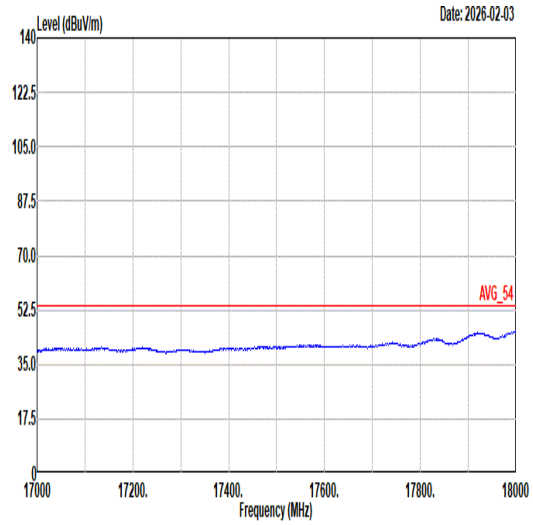 Site : 03CH16-HY Condition: AVG_54 3m 9120D-1522_250327 VERTICAL

Mode	78	
	Band Edge - L	
	U-NII-3_5.725-5.85_802.11a_CH157_5785MHz	
ANT	4+3	
Pol.	Horizontal	Fundamental
Peak	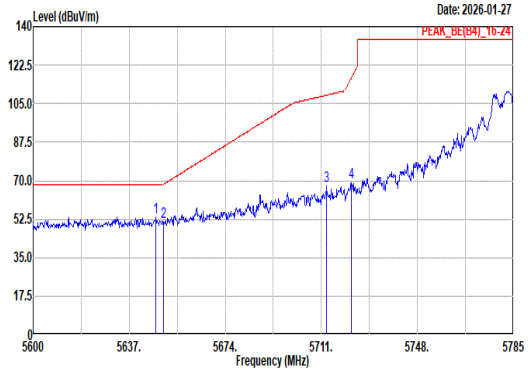 Site : 03CH16-HY Condition: PEAK_BE(B4)_16-24 3m 9120D-1522_250327 HORIZONTAL : RBW:1000.000kHz VBW:3000.000kHz SWT:Auto Freq Level Limit Line Margin Read Level Ant Factor Cable Loss Preamp Factor Aux Factor APos TPos Remark MHz dBuV/m dBuV/m dB dBuV dB/m dB dB dB cm deg 1 5647.36 53.25 68.20 -14.95 44.37 33.19 11.96 36.27 0.00 100 58 Peak 2 5650.14 51.46 68.30 -16.84 42.57 33.20 11.96 36.27 0.00 100 58 Peak 3 5713.04 67.81 108.85 -41.04 58.43 33.65 12.02 36.29 0.00 100 58 Peak 4 5722.47 69.36 116.43 -47.07 59.93 33.69 12.03 36.29 0.00 100 58 Peak	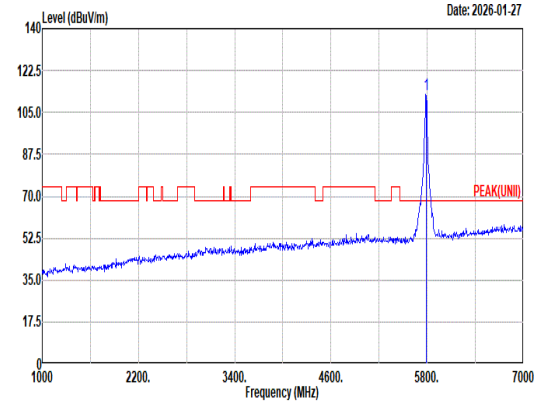 Site : 03CH16-HY Condition: PEAK(UNII) 3m 9120D-1522_250327 HORIZONTAL : RBW:1000.000kHz VBW:3000.000kHz SWT:Auto Freq Level Limit Line Margin Read Level Ant Factor Cable Loss Preamp Factor Aux Factor APos TPos Remark MHz dBuV/m dBuV/m dB dBuV dB/m dB dB dB cm deg 1 5785.00 112.55 ------ ------ 102.83 33.93 12.09 36.30 0.00 100 58 Peak
Avg	Blank	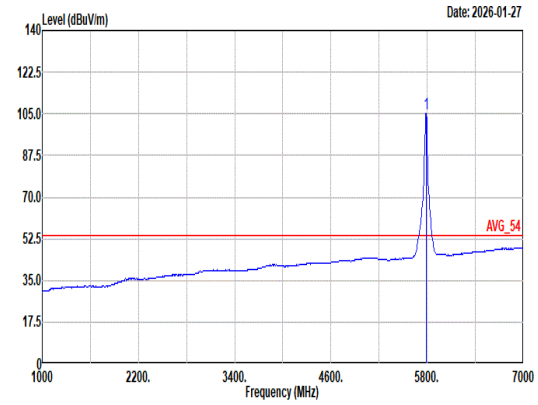 Site : 03CH16-HY Condition: AVG_54 3m 9120D-1522_250327 HORIZONTAL : RBW:1000.000kHz VBW:0.010kHz SWT:Auto Freq Level Limit Line Margin Read Level Ant Factor Cable Loss Preamp Factor Aux Factor APos TPos Remark MHz dBuV/m dBuV/m dB dBuV dB/m dB dB dB cm deg 1 5785.00 105.23 ------ ------ 95.51 33.93 12.09 36.30 0.00 100 58 Average

Mode	78	
	Band Edge - R	
	U-NII-3_5.725-5.85_802.11a_CH157_5785MHz	
ANT	4+3	
Pol.	Horizontal	Fundamental
Peak	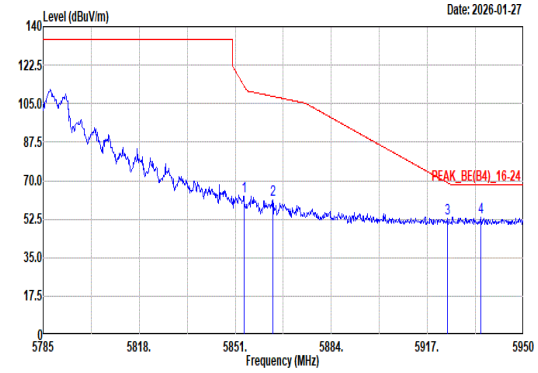 Site : 03CH16-HY Condition: PEAK_BE(B4)_16-24 3m 9120D-1522_250327 HORIZONTAL : RBW:1000.000kHz VBW:3000.000kHz SWT:Auto Limit Read Ant Cable Preamp Aux APos TPos Freq Level Line Margin Level Factor Loss Factor Factor Remark MHz dBuV/m dBuV/m dB dBuV dB/m dB dB dB cm deg 1 5853.97 62.94 113.15 -50.21 52.88 34.21 12.17 36.32 0.00 100 58 Peak 2 5863.87 61.29 108.31 -47.02 51.20 34.23 12.18 36.32 0.00 100 58 Peak 3 5923.77 52.61 69.11 -16.50 42.40 34.30 12.25 36.34 0.00 100 58 Peak 4 5935.32 53.53 68.20 -14.67 43.30 34.30 12.27 36.34 0.00 100 58 Peak	Blank

Mode	78
	Band Edge - L
	U-NII-3_5.725-5.85_802.11a_CH157_5785MHz
ANT	4+3

Pol.	Vertical	Fundamental
Peak	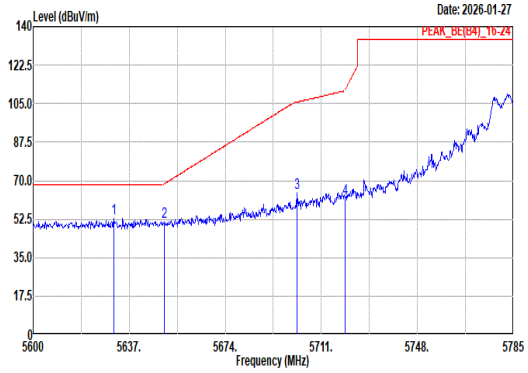 Site : 03CH16-HY Condition: PEAK_BE(B4)_16-24 3m 9120D-1522_250327 VERTICAL : RBW:1000.000kHz VBW:3000.000kHz SWT:Auto Freq Level Limit Line Margin Read Level Ant Factor Cable Loss Preamp Factor Aux Factor APos TPos Remark MHz dBuV/m dBuV/m dB dBuV dB/m dB dB dB cm deg 1 5631.08 52.95 68.20 -15.25 44.15 33.12 11.94 36.26 0.00 300 75 Peak 2 5650.51 51.33 68.58 -17.25 42.44 33.20 11.96 36.27 0.00 300 75 Peak 3 5701.57 64.30 105.64 -41.34 54.96 33.61 12.01 36.28 0.00 300 75 Peak 4 5720.07 62.00 110.95 -48.95 52.58 33.68 12.03 36.29 0.00 300 75 Peak	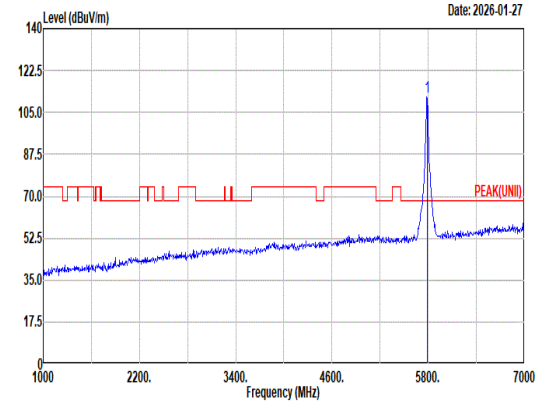 Site : 03CH16-HY Condition: PEAK(UNII) 3m 9120D-1522_250327 VERTICAL : RBW:1000.000kHz VBW:3000.000kHz SWT:Auto Freq Level Limit Line Margin Read Level Ant Factor Cable Loss Preamp Factor Aux Factor APos TPos Remark MHz dBuV/m dBuV/m dB dBuV dB/m dB dB dB cm deg 1 5785.00 111.28 ------ ------ 101.56 33.93 12.09 36.30 0.00 300 75 Peak
Avg	Blank	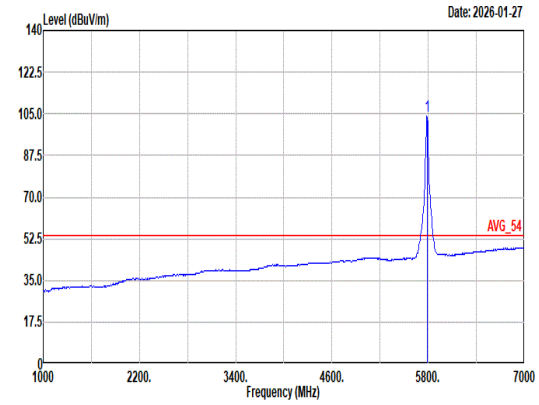 Site : 03CH16-HY Condition: AVG_54 3m 9120D-1522_250327 VERTICAL : RBW:1000.000kHz VBW:0.010kHz SWT:Auto Freq Level Limit Line Margin Read Level Ant Factor Cable Loss Preamp Factor Aux Factor APos TPos Remark MHz dBuV/m dBuV/m dB dBuV dB/m dB dB dB cm deg 1 5785.00 104.00 ------ ------ 94.28 33.93 12.09 36.30 0.00 300 75 Average

Mode	78	
	Band Edge - R	
	U-NII-3_5.725-5.85_802.11a_CH157_5785MHz	
ANT	4+3	
Pol.	Vertical	Fundamental
Peak	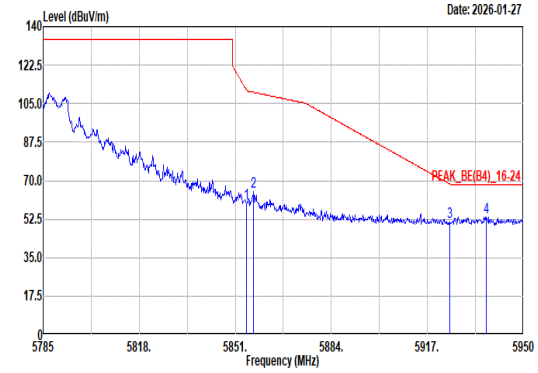 Site : 03CH16-HY Condition: PEAK_BE(B4)_16-24 3m 9120D-1522_250327 VERTICAL : RBW:1000.000kHz VBW:3000.000kHz SWT:Auto Limit Read Ant Cable Preamp Aux APos TPos Freq Level Line Margin Level Factor Loss Factor Factor Remark MHz dBuV/m dBuV/m dB dBuV dB/m dB dB dB cm deg 1 5854.96 59.87 110.89 -51.02 49.81 34.21 12.17 36.32 0.00 300 75 Peak 2 5857.27 64.75 110.16 -45.41 54.68 34.21 12.18 36.32 0.00 300 75 Peak 3 5924.59 51.26 68.50 -17.24 41.05 34.30 12.25 36.34 0.00 300 75 Peak 4 5937.30 53.38 68.20 -14.82 43.15 34.30 12.27 36.34 0.00 300 75 Peak	Blank

Mode	78	
	Harmonic	
	U-NII-3_5.725-5.85_802.11a_CH157_5785MHz	
ANT	4+3	
Pol.	Horizontal	Vertical
Peak Avg	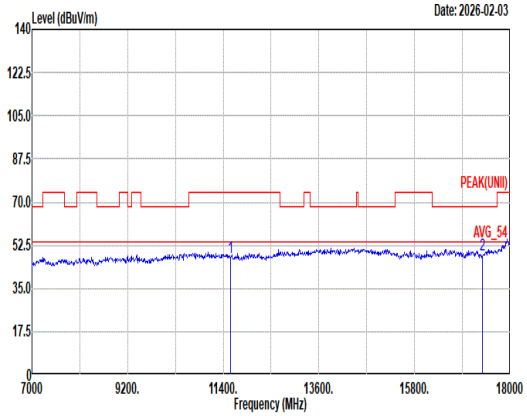 Site : 03CH16-HY Condition: PEAK(UNII) 3m 9120D-1522_250327 HORIZONTAL Freq Level Limit Line Margin Read Level Ant Factor Cable Loss Preamp Factor Aux Factor APos TPos Remark MHz dBuV/m dBuV/m dB dBuV dB/m dB dB dB cm deg 1 11570.00 47.30 74.00 -26.70 56.71 38.84 17.05 66.06 0.76 -- -- Peak 2 17355.00 48.36 68.20 -19.84 53.62 38.82 21.05 65.94 0.81 -- -- Peak	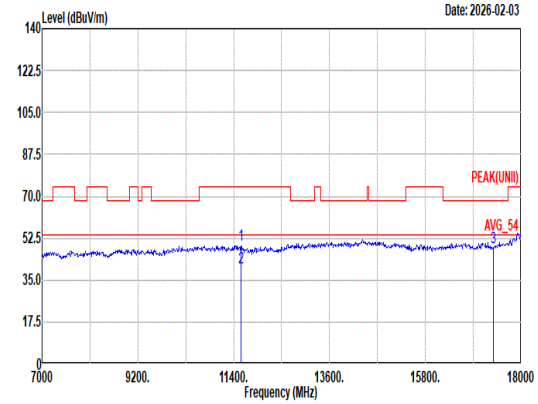 Site : 03CH16-HY Condition: PEAK(UNII) 3m 9120D-1522_250327 VERTICAL Freq Level Limit Line Margin Read Level Ant Factor Cable Loss Preamp Factor Aux Factor APos TPos Remark MHz dBuV/m dBuV/m dB dBuV dB/m dB dB dB cm deg 1 11570.00 49.79 74.00 -24.21 59.22 38.82 17.05 66.06 0.76 100 305 Peak 2 11570.00 40.12 54.00 -13.88 49.55 38.82 17.05 66.06 0.76 100 305 Average 3 17355.00 48.61 68.20 -19.59 53.87 38.82 21.05 65.94 0.81 -- -- Peak

Mode	78	
	Harmonic	
	U-NII-3_5.725-5.85_802.11a_CH157_5785MHz	
ANT	4+3	
Pol.	Horizontal	Vertical
14.47G ~14.5G Avg	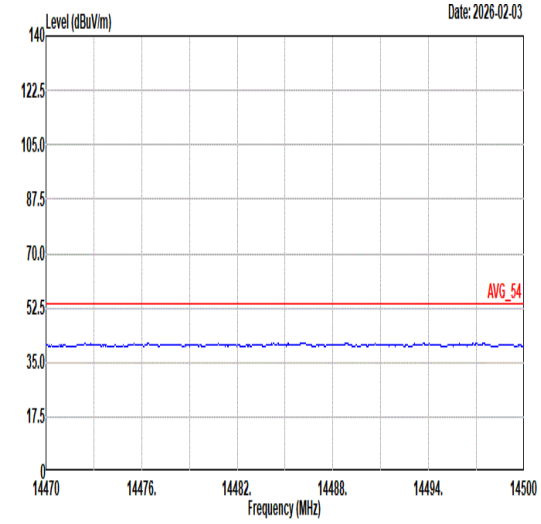 Site : 03CH16-HY Condition: AVG_54 3m 9120D-1522_250327 HORIZONTAL	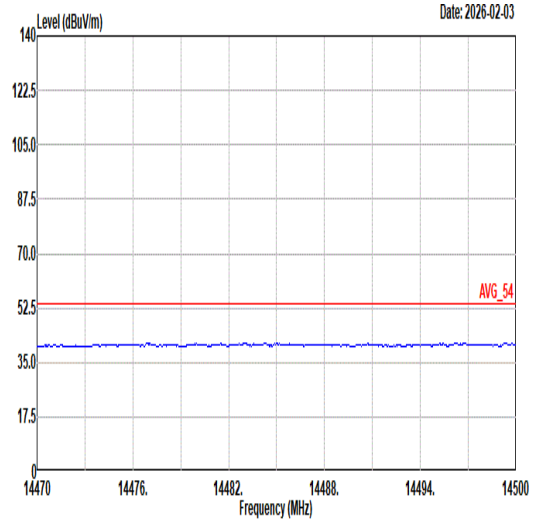 Site : 03CH16-HY Condition: AVG_54 3m 9120D-1522_250327 VERTICAL
17G ~18G Avg	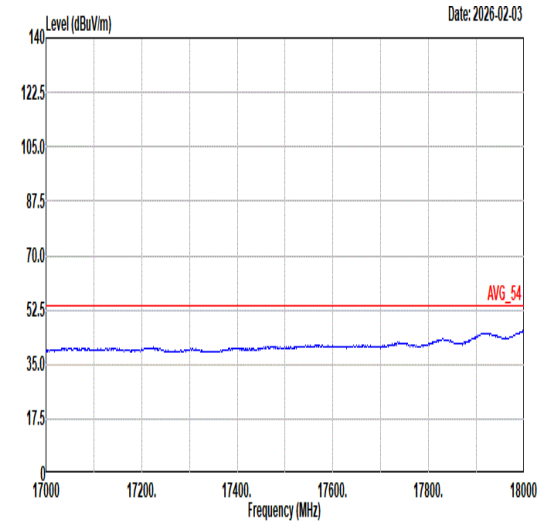 Site : 03CH16-HY Condition: AVG_54 3m 9120D-1522_250327 HORIZONTAL	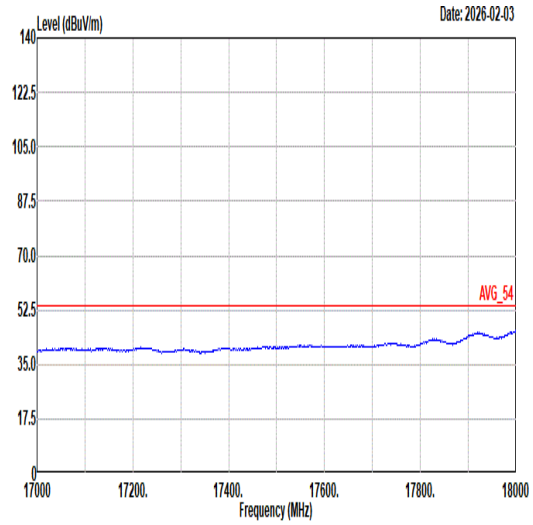 Site : 03CH16-HY Condition: AVG_54 3m 9120D-1522_250327 VERTICAL

Mode	79	
	Band Edge	
	U-NII-3_5.725-5.85_802.11a_CH165_5825MHz	
ANT	4+3	
Pol.	Horizontal	Fundamental
Peak	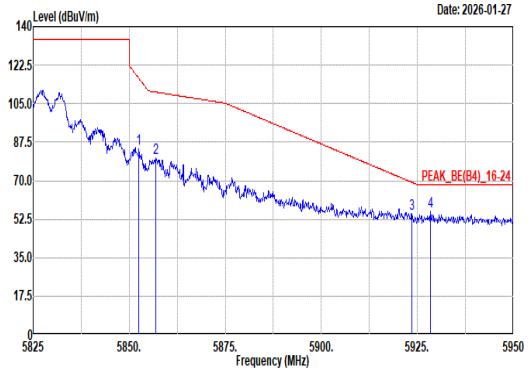 Site : 03CH16-HY Condition: PEAK_BE(B4)_16-24 3m 9120D-1522_250327 HORIZONTAL : RBW:1000.000kHz VBW:3000.000kHz SWT:Auto Freq Level Limit Line Margin Read Level Ant Factor Cable Loss Preamp Factor Aux Factor APos TPos Remark 1 5852.50 84.55 116.50 -31.95 74.49 34.21 12.17 36.32 0.00 100 56 Peak 2 5857.00 80.09 110.24 -30.15 70.02 34.21 12.18 36.32 0.00 100 56 Peak 3 5923.63 55.07 69.21 -14.14 44.86 34.30 12.25 36.34 0.00 100 56 Peak 4 5928.38 56.08 68.20 -12.12 45.86 34.30 12.26 36.34 0.00 100 56 Peak	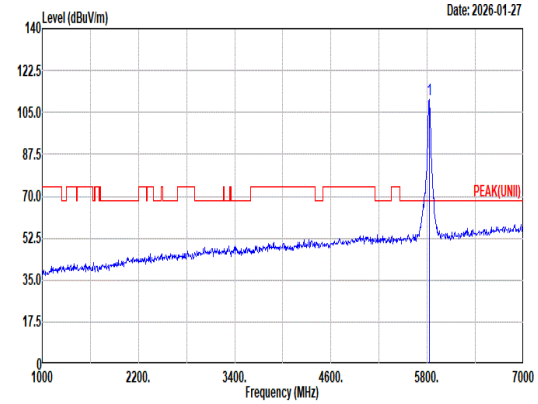 Site : 03CH16-HY Condition: PEAK(UNII) 3m 9120D-1522_250327 HORIZONTAL : RBW:1000.000kHz VBW:3000.000kHz SWT:Auto Freq Level Limit Line Margin Read Level Ant Factor Cable Loss Preamp Factor Aux Factor APos TPos Remark 1 5825.00 110.64 ------ ------ 100.71 34.10 12.14 36.31 0.00 100 56 Peak
Avg	Blank	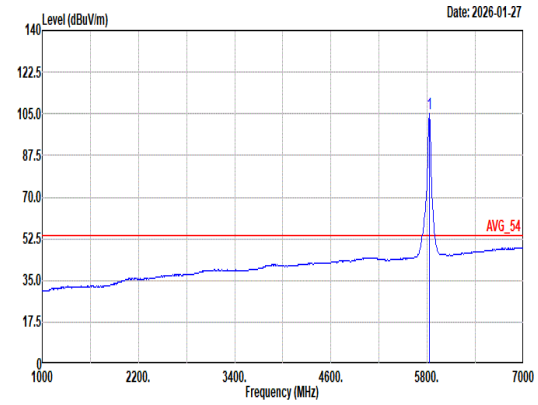 Site : 03CH16-HY Condition: AVG_54 3m 9120D-1522_250327 HORIZONTAL : RBW:1000.000kHz VBW:0.010kHz SWT:Auto Freq Level Limit Line Margin Read Level Ant Factor Cable Loss Preamp Factor Aux Factor APos TPos Remark 1 5825.00 105.21 ------ ------ 95.27 34.12 12.14 36.32 0.00 100 56 Average

Mode	79
	Band Edge
	U-NII-3_5.725-5.85_802.11a_CH165_5825MHz
ANT	4+3

Pol.	Vertical	Fundamental
Peak	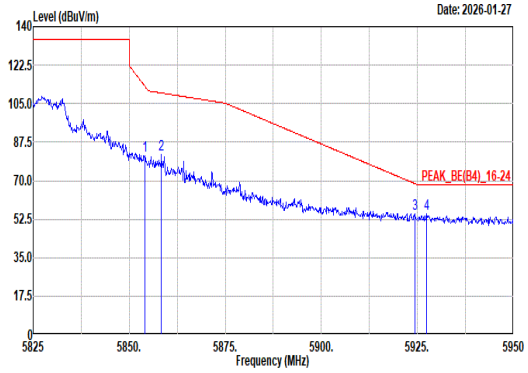 Site : 03CH16-HY Condition: PEAK_BE(B4)_16-24 3m 9120D-1522_250327 VERTICAL : RBW:1000.000kHz VBW:3000.000kHz SWT:Auto Freq Level Limit Line Margin Read Level Ant Factor Cable Loss Preamp Factor Aux Factor APos TPos Remark MHz dBuV/m dBuV/m dB dBuV dB/m dB dB dB cm deg 1 5854.00 81.46 113.08 -31.62 71.40 34.21 12.17 36.32 0.00 306 77 Peak 2 5858.38 81.68 109.85 -28.17 71.60 34.22 12.18 36.32 0.00 306 77 Peak 3 5924.38 54.79 68.66 -13.87 44.58 34.30 12.25 36.34 0.00 306 77 Peak 4 5927.38 55.08 68.20 -13.12 44.86 34.30 12.26 36.34 0.00 306 77 Peak	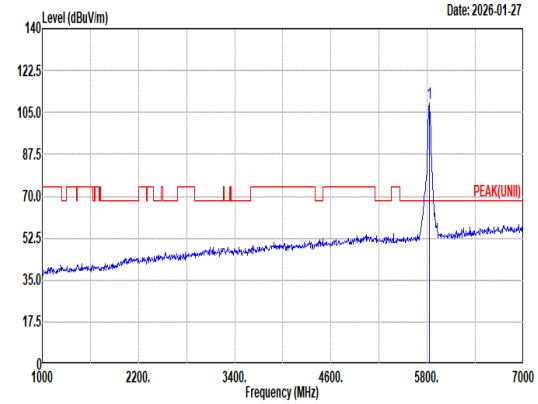 Site : 03CH16-HY Condition: PEAK(UNII) 3m 9120D-1522_250327 VERTICAL : RBW:1000.000kHz VBW:3000.000kHz SWT:Auto Freq Level Limit Line Margin Read Level Ant Factor Cable Loss Preamp Factor Aux Factor APos TPos Remark MHz dBuV/m dBuV/m dB dBuV dB/m dB dB dB cm deg 1 5825.00 108.98 ------ ------ 99.05 34.10 12.14 36.31 0.00 306 77 Peak
Avg	Blank	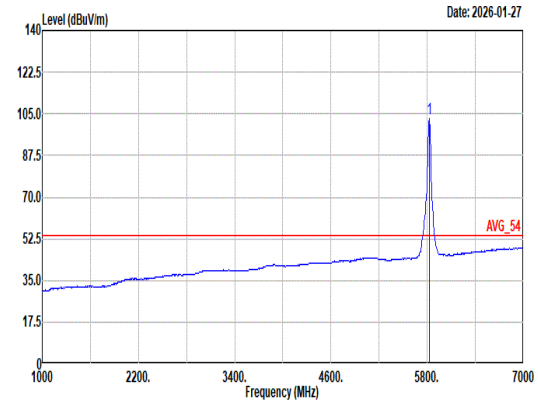 Site : 03CH16-HY Condition: AVG_54 3m 9120D-1522_250327 VERTICAL : RBW:1000.000kHz VBW:0.010kHz SWT:Auto Freq Level Limit Line Margin Read Level Ant Factor Cable Loss Preamp Factor Aux Factor APos TPos Remark MHz dBuV/m dBuV/m dB dBuV dB/m dB dB dB cm deg 1 5825.00 103.06 ------ ------ 93.13 34.10 12.14 36.31 0.00 306 77 Average

Mode	79	
	Harmonic	
	U-NII-3_5.725-5.85_802.11a_CH165_5825MHz	
ANT	4+3	
Pol.	Horizontal	Vertical
Peak Avg	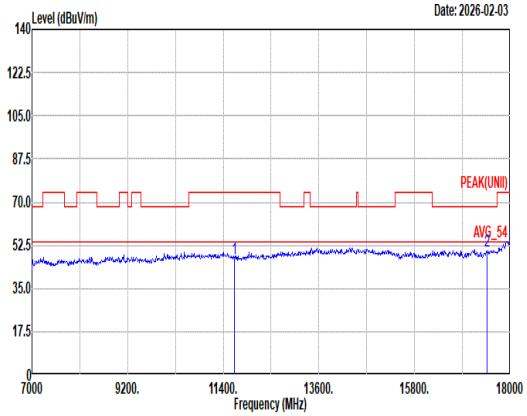 Site : 03CH16-HY Condition: PEAK(UNII) 3m 9120D-1522_250327 HORIZONTAL Freq Level Limit Line Margin Read Level Ant Factor Cable Loss Preamp Factor Aux Factor APos TPos Remark MHz dBuV/m dBuV/m dB dBuV dB/m dB dB dB cm deg 1 11650.00 47.01 74.00 -26.99 56.65 38.60 17.12 66.10 0.74 -- -- Peak 2 17475.00 49.97 68.20 -18.23 54.77 39.05 21.12 65.79 0.82 -- -- Peak	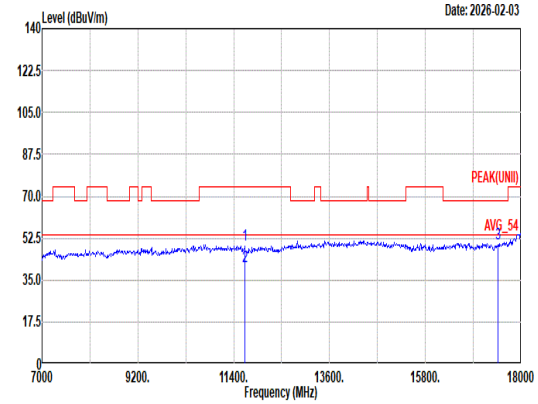 Site : 03CH16-HY Condition: PEAK(UNII) 3m 9120D-1522_250327 VERTICAL Freq Level Limit Line Margin Read Level Ant Factor Cable Loss Preamp Factor Aux Factor APos TPos Remark MHz dBuV/m dBuV/m dB dBuV dB/m dB dB dB cm deg 1 11650.00 49.79 74.00 -24.21 59.43 38.60 17.12 66.10 0.74 400 40 Peak 2 11650.00 40.87 54.00 -13.13 50.51 38.60 17.12 66.10 0.74 400 40 Average 3 17475.00 50.38 68.20 -17.82 55.18 39.05 21.12 65.79 0.82 -- -- Peak

Mode	79	
	Harmonic	
	U-NII-3_5.725-5.85_802.11a_CH165_5825MHz	
ANT	4+3	
Pol.	Horizontal	Vertical
14.47G ~14.5G Avg	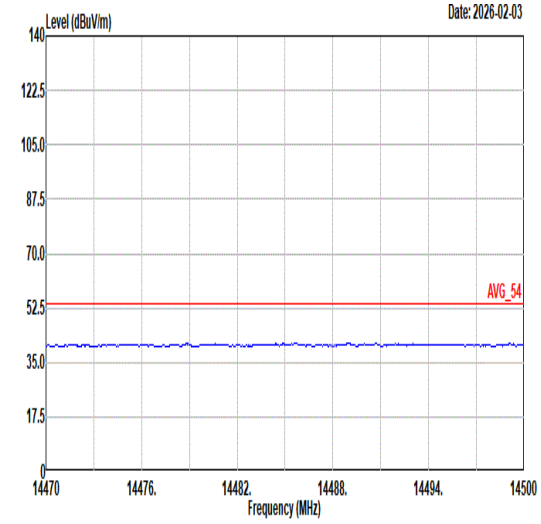 Site : 03CH16-HY Condition: AVG_54 3m 9120D-1522_250327 HORIZONTAL	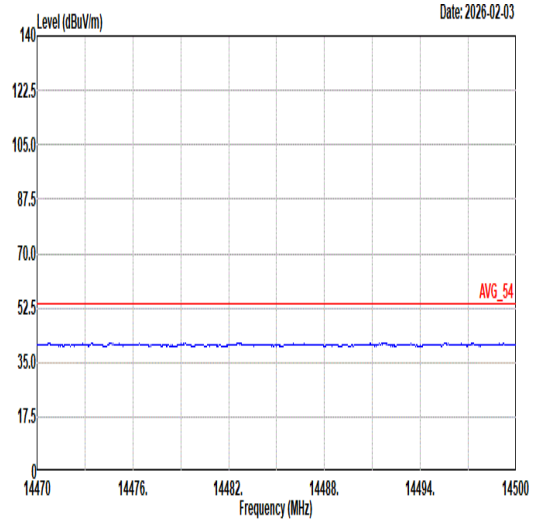 Site : 03CH16-HY Condition: AVG_54 3m 9120D-1522_250327 VERTICAL
17G ~18G Avg	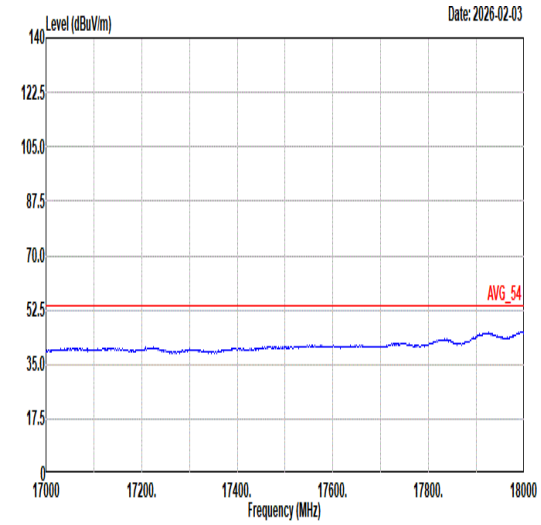 Site : 03CH16-HY Condition: AVG_54 3m 9120D-1522_250327 HORIZONTAL	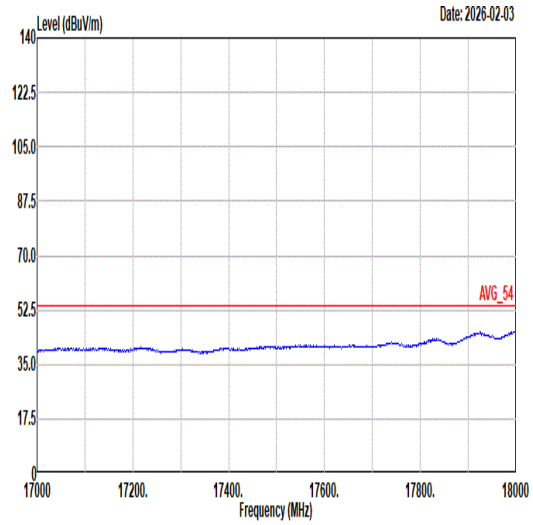 Site : 03CH16-HY Condition: AVG_54 3m 9120D-1522_250327 VERTICAL

Mode	80	
	Band Edge	
	U-NII-3_5.725-5.85_802.11n HT20_CH149_5745MHz	
ANT	4+3	
Pol.	Horizontal	Fundamental
Peak	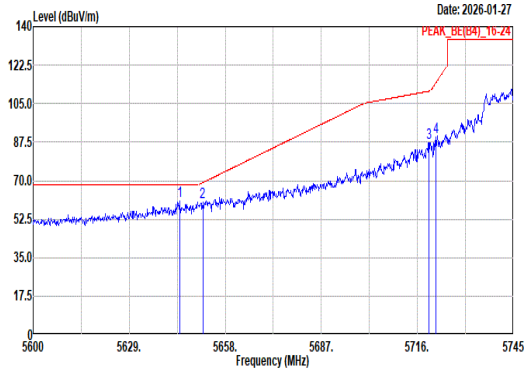 Site : 03CH16-HY Condition: PEAK_BE(B4)_16-24 3m 9120D-1522_250327 HORIZONTAL : RBW:1000.000kHz VBW:3000.000kHz SWT:Auto Freq Level Limit Line Margin Read Level Ant Factor Cable Loss Preamp Factor Aux Factor APos TPos Remark MHz dBuV/m dBuV/m dB dBuV dB/m dB dB dB cm deg 1 5644.23 60.55 68.20 -7.65 51.69 33.18 11.95 36.27 0.00 100 63 Peak 2 5651.19 60.38 69.08 -8.70 51.48 33.21 11.96 36.27 0.00 100 63 Peak 3 5719.48 87.08 110.65 -23.57 77.66 33.68 12.03 36.29 0.00 100 63 Peak 4 5721.51 89.75 114.24 -24.49 80.32 33.69 12.03 36.29 0.00 100 63 Peak	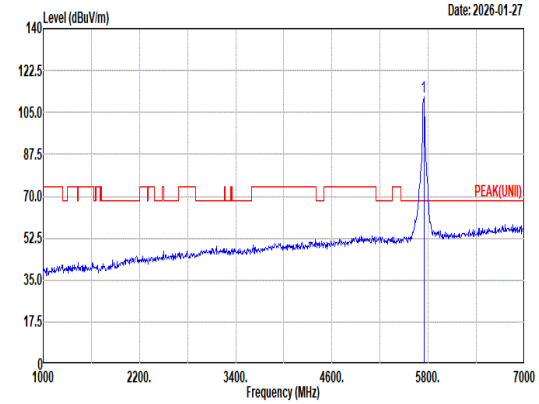 Site : 03CH16-HY Condition: PEAK(UNII) 3m 9120D-1522_250327 HORIZONTAL : RBW:1000.000kHz VBW:3000.000kHz SWT:Auto Freq Level Limit Line Margin Read Level Ant Factor Cable Loss Preamp Factor Aux Factor APos TPos Remark MHz dBuV/m dBuV/m dB dBuV dB/m dB dB dB cm deg 1 5745.00 111.40 ------ ------ 101.85 33.78 12.06 36.29 0.00 100 63 Peak
Avg	Blank	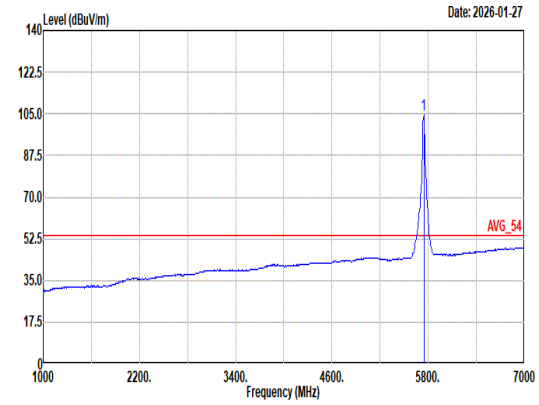 Site : 03CH16-HY Condition: AVG_54 3m 9120D-1522_250327 HORIZONTAL : RBW:1000.000kHz VBW:0.010kHz SWT:Auto Freq Level Limit Line Margin Read Level Ant Factor Cable Loss Preamp Factor Aux Factor APos TPos Remark MHz dBuV/m dBuV/m dB dBuV dB/m dB dB dB cm deg 1 5745.00 104.54 ------ ------ 94.99 33.78 12.06 36.29 0.00 100 63 Average

Mode	80	
	Band Edge	
	U-NII-3_5.725-5.85_802.11n HT20_CH149_5745MHz	
ANT	4+3	
Pol.	Vertical	Fundamental
Peak	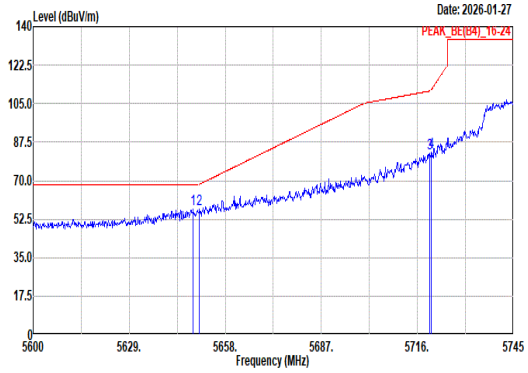 Site : 03CH16-HY Condition: PEAK_BE(B4)_16-24 3m 9120D-1522_250327 VERTICAL : RBW:1000.000kHz VBW:3000.000kHz SWT:Auto Freq Level Limit Line Margin Read Level Ant Factor Cable Loss Preamp Factor Aux Factor APos TPos Remark MHz dBuV/m dBuV/m dB dBuV dB/m dB dB dB cm deg 1 5648.29 56.90 68.20 -11.30 48.02 33.19 11.96 36.27 0.00 391 68 Peak 2 5650.17 57.02 68.33 -11.31 48.13 33.20 11.96 36.27 0.00 391 68 Peak 3 5719.63 82.43 110.70 -28.27 73.01 33.68 12.03 36.29 0.00 391 68 Peak 4 5720.21 83.04 111.27 -28.23 73.62 33.68 12.03 36.29 0.00 391 68 Peak	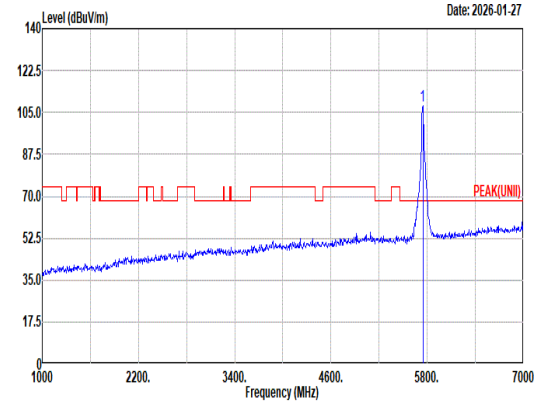 Site : 03CH16-HY Condition: PEAK(UNII) 3m 9120D-1522_250327 VERTICAL : RBW:1000.000kHz VBW:3000.000kHz SWT:Auto Freq Level Limit Line Margin Read Level Ant Factor Cable Loss Preamp Factor Aux Factor APos TPos Remark MHz dBuV/m dBuV/m dB dBuV dB/m dB dB dB cm deg 1 5745.00 107.83 ------ ------ 98.28 33.78 12.06 36.29 0.00 391 68 Peak
Avg	Blank	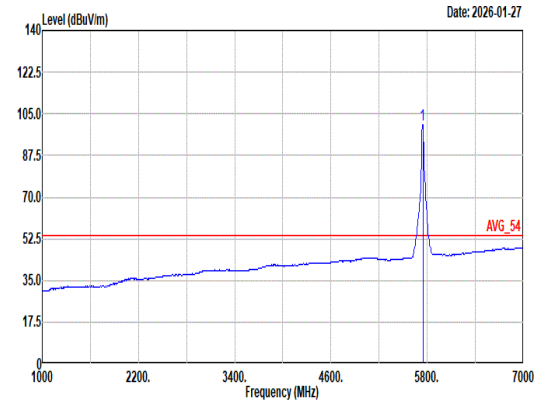 Site : 03CH16-HY Condition: AVG_54 3m 9120D-1522_250327 VERTICAL : RBW:1000.000kHz VBW:0.010kHz SWT:Auto Freq Level Limit Line Margin Read Level Ant Factor Cable Loss Preamp Factor Aux Factor APos TPos Remark MHz dBuV/m dBuV/m dB dBuV dB/m dB dB dB cm deg 1 5745.00 100.53 ------ ------ 90.98 33.78 12.06 36.29 0.00 391 68 Average

Mode	80	
	Harmonic	
	U-NII-3_5.725-5.85_802.11n HT20_CH149_5745MHz	
ANT	4+3	
Pol.	Horizontal	Vertical
Peak Avg	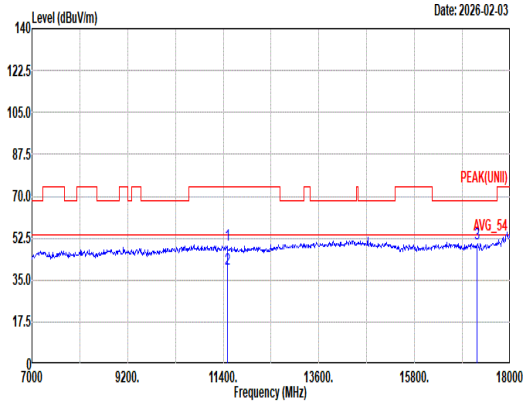 Site : 03CH16-HY Condition: PEAK(UNII) 3m 9120D-1522_250327 HORIZONTAL Freq Level Limit Line Margin Read Level Ant Factor Cable Loss Preamp Factor Aux Factor APos TPos Remark MHz dBuV/m dBuV/m dB dBuV dB/m dB dB dB cm deg 1 11490.00 49.50 74.00 -24.50 58.65 39.12 16.99 66.03 0.77 100 107 Peak 2 11490.00 39.49 54.00 -14.51 48.64 39.12 16.99 66.03 0.77 100 107 Average 3 17235.00 50.21 68.20 -17.99 55.84 38.67 20.98 66.08 0.80 -- -- Peak	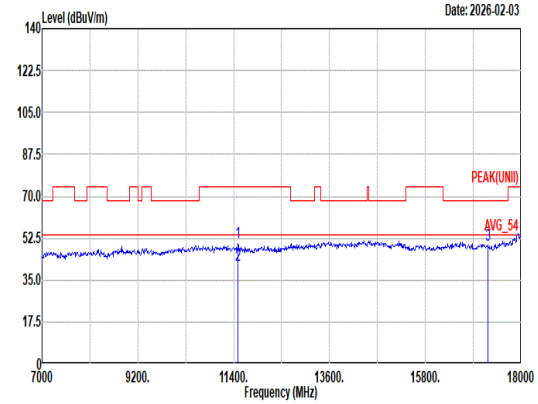 Site : 03CH16-HY Condition: PEAK(UNII) 3m 9120D-1522_250327 VERTICAL Freq Level Limit Line Margin Read Level Ant Factor Cable Loss Preamp Factor Aux Factor APos TPos Remark MHz dBuV/m dBuV/m dB dBuV dB/m dB dB dB cm deg 1 11490.00 50.70 74.00 -23.30 59.85 39.12 16.99 66.03 0.77 400 39 Peak 2 11490.00 41.02 54.00 -12.98 50.17 39.12 16.99 66.03 0.77 400 39 Average 3 17235.00 49.76 68.20 -18.44 55.39 38.67 20.98 66.08 0.80 -- -- Peak

Mode	80	
	Harmonic	
	U-NII-3_5.725-5.85_802.11n HT20_CH149_5745MHz	
ANT	4+3	
Pol.	Horizontal	Vertical
14.47G ~14.5G Avg	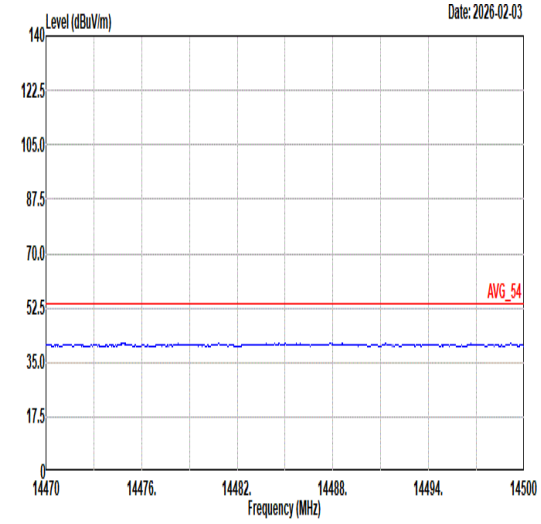 Site : 03CH16-HY Condition: AVG_54 3m 9120D-1522_250327 HORIZONTAL	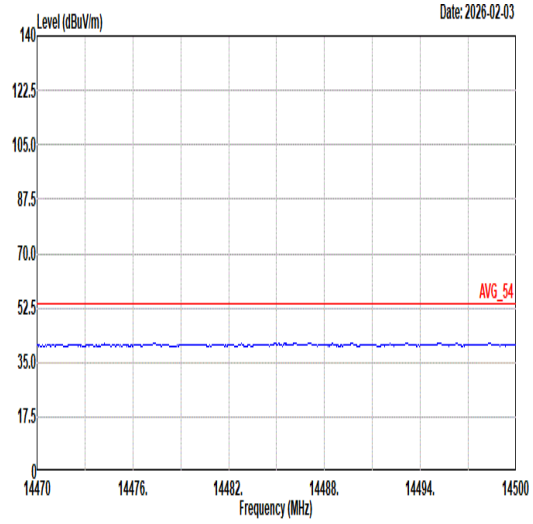 Site : 03CH16-HY Condition: AVG_54 3m 9120D-1522_250327 VERTICAL
17G ~18G Avg	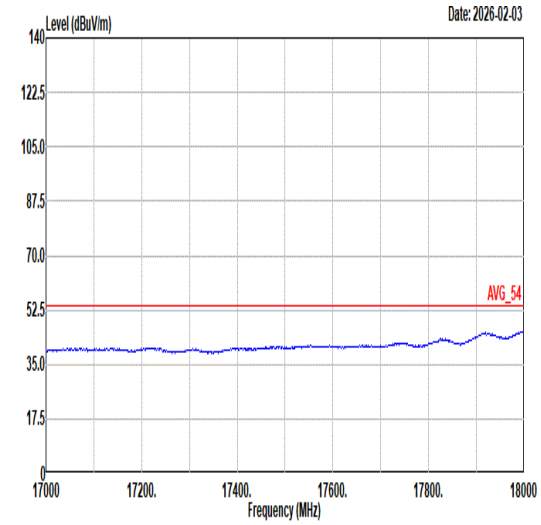 Site : 03CH16-HY Condition: AVG_54 3m 9120D-1522_250327 HORIZONTAL	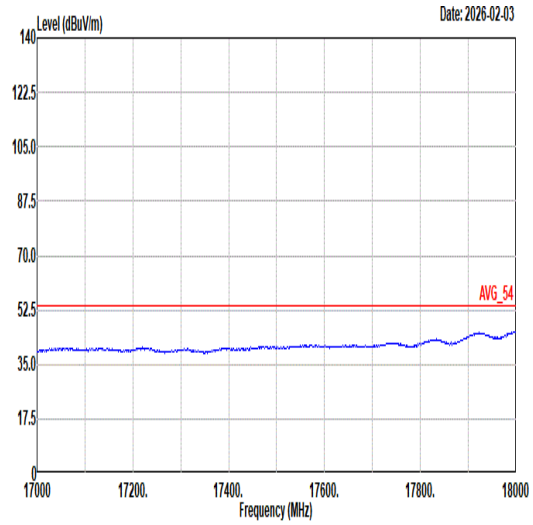 Site : 03CH16-HY Condition: AVG_54 3m 9120D-1522_250327 VERTICAL

Mode	81
	Band Edge - L
	U-NII-3_5.725-5.85_802.11n HT20_CH157_5785MHz
ANT	4+3

Pol.	Horizontal	Fundamental
Peak	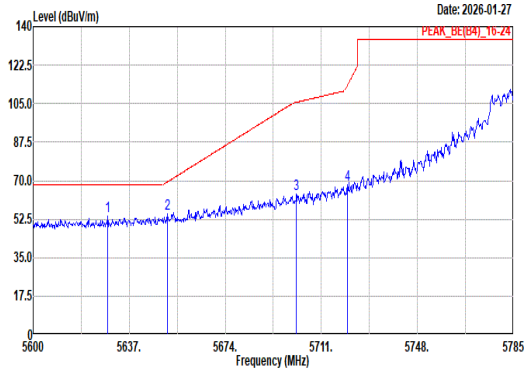 Site : 03CH16-HY Condition: PEAK_BE(B4)_16-24 3m 9120D-1522_250327 HORIZONTAL : RBW:1000.000kHz VBW:3000.000kHz SWT:Auto Freq Level Limit Line Margin Read Level Ant Factor Cable Loss Preamp Factor Aux Factor APos TPos Remark MHz dBuV/m dBuV/m dB dBuV dB/m dB dB dB cm deg 1 5628.68 53.87 68.20 -14.33 45.08 33.11 11.94 36.26 0.00 101 60 Peak 2 5651.80 55.13 69.54 -14.41 46.23 33.21 11.96 36.27 0.00 101 60 Peak 3 5701.38 64.13 105.59 -41.46 54.79 33.61 12.01 36.28 0.00 101 60 Peak 4 5720.99 68.38 113.06 -44.68 58.96 33.68 12.03 36.29 0.00 101 60 Peak	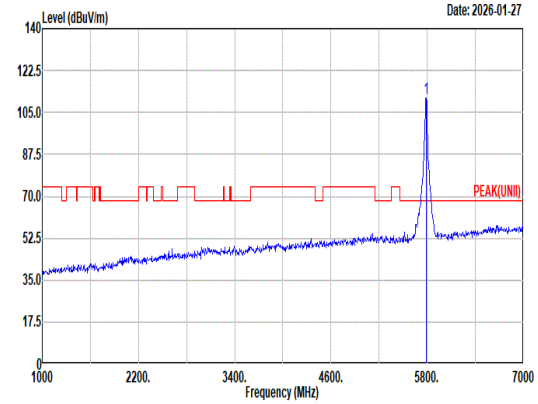 Site : 03CH16-HY Condition: PEAK(UNII) 3m 9120D-1522_250327 HORIZONTAL : RBW:1000.000kHz VBW:3000.000kHz SWT:Auto Freq Level Limit Line Margin Read Level Ant Factor Cable Loss Preamp Factor Aux Factor APos TPos Remark MHz dBuV/m dBuV/m dB dBuV dB/m dB dB dB cm deg 1 5785.00 111.12 ------ ------ 101.40 33.93 12.09 36.30 0.00 101 60 Peak
Avg	Blank	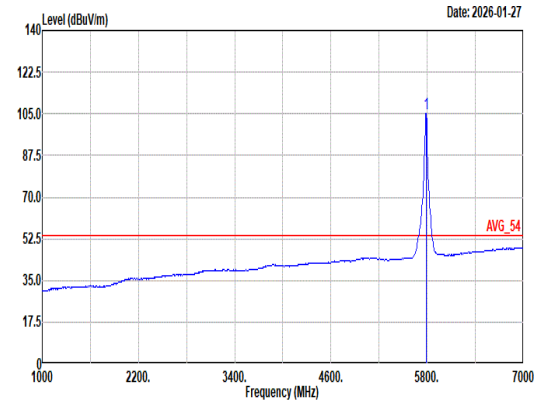 Site : 03CH16-HY Condition: AVG_54 3m 9120D-1522_250327 HORIZONTAL : RBW:1000.000kHz VBW:0.010kHz SWT:Auto Freq Level Limit Line Margin Read Level Ant Factor Cable Loss Preamp Factor Aux Factor APos TPos Remark MHz dBuV/m dBuV/m dB dBuV dB/m dB dB dB cm deg 1 5785.00 105.08 ------ ------ 95.36 33.93 12.09 36.30 0.00 101 60 Average

Mode	81	
	Band Edge - R	
	U-NII-3_5.725-5.85_802.11n HT20_CH157_5785MHz	
ANT	4+3	
Pol.	Horizontal	Fundamental
Peak	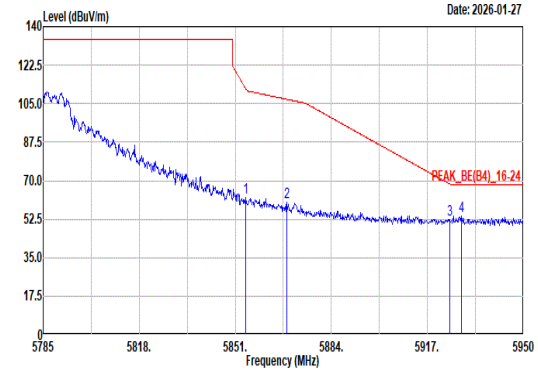 Site : 03CH16-HY Condition: PEAK_BE(B4)_16-24 3m 9120D-1522_250327 HORIZONTAL : RBW:1000.000kHz VBW:3000.000kHz SWT:Auto Limit Read Ant Cable Preamp Aux APos TPos Freq Level Line Margin Level Factor Loss Factor Factor Remark MHz dBuV/m dBuV/m dB dBuV dB/m dB dB dB cm deg 1 5854.47 62.43 112.02 -49.59 52.37 34.21 12.17 36.32 0.00 101 60 Peak 2 5868.66 60.41 106.97 -46.56 50.31 34.24 12.19 36.33 0.00 101 60 Peak 3 5924.76 52.53 68.38 -15.85 42.32 34.30 12.25 36.34 0.00 101 60 Peak 4 5928.72 54.03 68.20 -14.17 43.81 34.30 12.26 36.34 0.00 101 60 Peak	Blank

Mode	81
	Band Edge - L
	U-NII-3_5.725-5.85_802.11n HT20_CH157_5785MHz
ANT	4+3

Pol.	Vertical	Fundamental
Peak	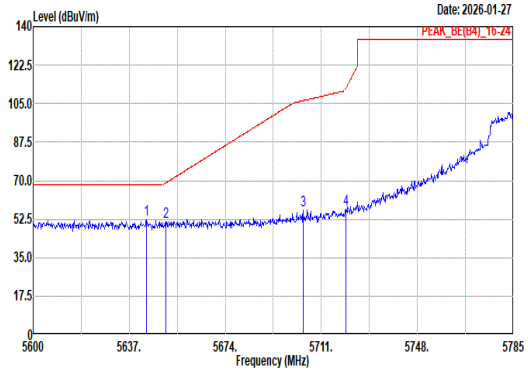 Site : 03CH16-HY Condition: PEAK_BE(B4)_16-24 3m 9120D-1522_250327 VERTICAL : RBW:1000.000kHz VBW:3000.000kHz SWT:Auto Freq Level Limit Line Margin Read Level Ant Factor Cable Loss Preamp Factor Aux Factor APos TPos Remark MHz dBuV/m dBuV/m dB dBuV dB/m dB dB dB cm deg 1 5643.66 52.41 68.20 -15.79 43.56 33.17 11.95 36.27 0.00 200 287 Peak 2 5651.06 51.07 68.99 -17.92 42.17 33.21 11.96 36.27 0.00 200 287 Peak 3 5703.97 56.76 106.31 -49.55 47.41 33.62 12.01 36.28 0.00 200 287 Peak 4 5720.44 56.85 111.79 -54.94 47.43 33.68 12.03 36.29 0.00 200 287 Peak	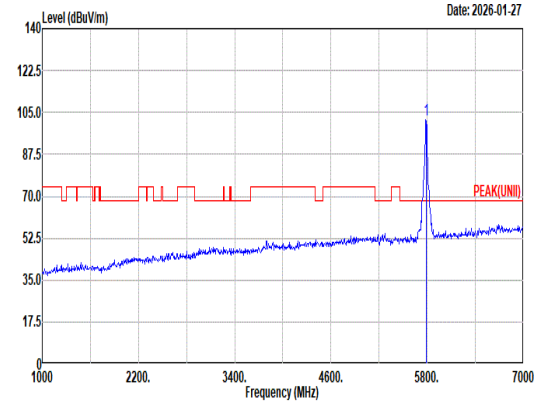 Site : 03CH16-HY Condition: PEAK(UNII) 3m 9120D-1522_250327 VERTICAL : RBW:1000.000kHz VBW:3000.000kHz SWT:Auto Freq Level Limit Line Margin Read Level Ant Factor Cable Loss Preamp Factor Aux Factor APos TPos Remark MHz dBuV/m dBuV/m dB dBuV dB/m dB dB dB cm deg 1 5785.00 101.71 ------ ------ 91.99 33.93 12.09 36.30 0.00 200 287 Peak
Avg	Blank	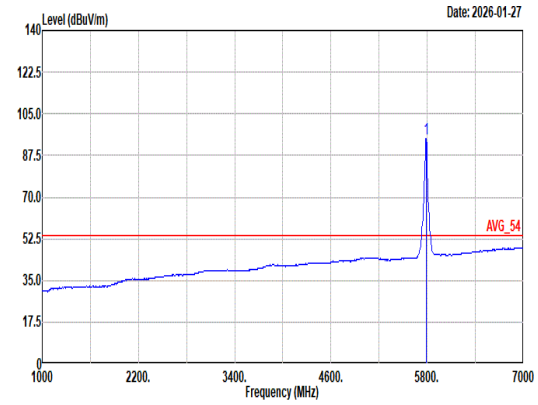 Site : 03CH16-HY Condition: AVG_54 3m 9120D-1522_250327 VERTICAL : RBW:1000.000kHz VBW:0.010kHz SWT:Auto Freq Level Limit Line Margin Read Level Ant Factor Cable Loss Preamp Factor Aux Factor APos TPos Remark MHz dBuV/m dBuV/m dB dBuV dB/m dB dB dB cm deg 1 5785.00 94.41 ------ ------ 84.66 33.95 12.10 36.30 0.00 200 287 Average

Mode	81	
	Band Edge - R	
	U-NII-3_5.725-5.85_802.11n HT20_CH157_5785MHz	
ANT	4+3	
Pol.	Vertical	Fundamental
Peak	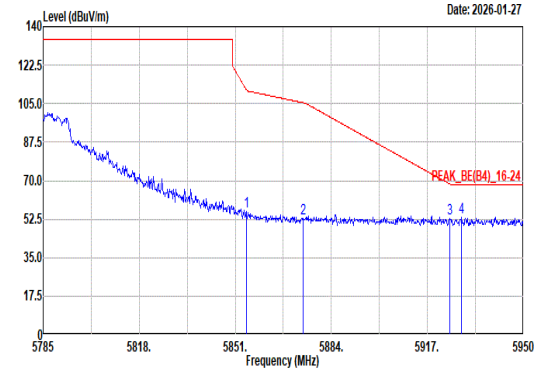 Site : 03CH16-HY Condition: PEAK_BE(B4)_16-24 3m 9120D-1522_250327 VERTICAL : RBW:1000.000kHz VBW:3000.000kHz SWT:Auto Limit Read Ant Cable Preamp Aux APos TPos Freq Level Line Margin Level Factor Loss Factor Factor Remark MHz dBuV/m dBuV/m dB dBuV dB/m dB dB dB cm deg 1 5854.96 55.92 110.89 -54.97 45.86 34.21 12.17 36.32 0.00 200 287 Peak 2 5874.27 52.99 105.41 -52.42 42.87 34.25 12.20 36.33 0.00 200 287 Peak 3 5924.59 52.79 68.50 -15.71 42.58 34.30 12.25 36.34 0.00 200 287 Peak 4 5928.72 53.45 68.20 -14.75 43.23 34.30 12.26 36.34 0.00 200 287 Peak	Blank

Mode	81	
	Harmonic	
	U-NII-3_5.725-5.85_802.11n HT20_CH157_5785MHz	
ANT	4+3	
Pol.	Horizontal	Vertical
Peak Avg	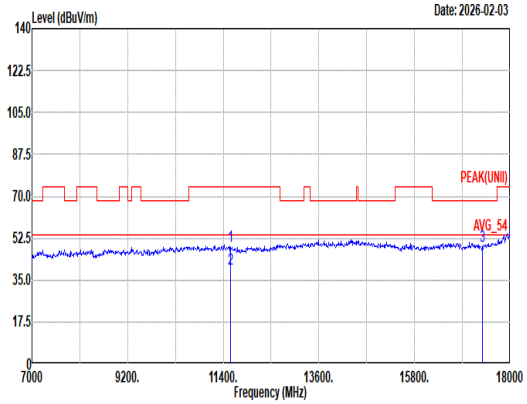 Site : 03CH16-HY Condition: PEAK(UNII) 3m 9120D-1522_250327 HORIZONTAL Freq Level Limit Line Margin Read Level Ant Factor Cable Loss Preamp Factor Aux Factor APos TPos Remark MHz dBuV/m dBuV/m dB dBuV dB/m dB dB dB cm deg 1 11570.00 49.23 74.00 -24.77 58.66 38.82 17.05 66.06 0.76 100 106 Peak 2 11570.00 39.40 54.00 -14.60 48.83 38.82 17.05 66.06 0.76 100 106 Average 3 17355.00 48.87 68.20 -19.33 54.13 38.82 21.05 65.94 0.81 -- -- Peak	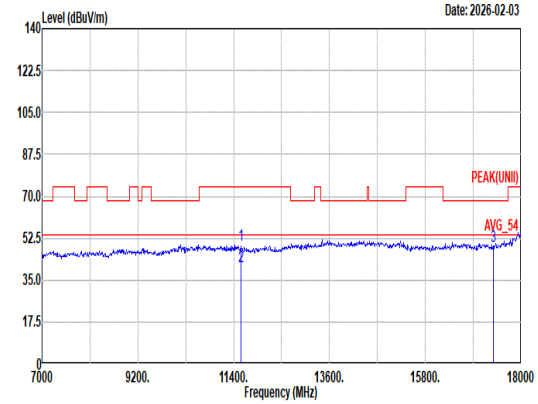 Site : 03CH16-HY Condition: PEAK(UNII) 3m 9120D-1522_250327 VERTICAL Freq Level Limit Line Margin Read Level Ant Factor Cable Loss Preamp Factor Aux Factor APos TPos Remark MHz dBuV/m dBuV/m dB dBuV dB/m dB dB dB cm deg 1 11570.00 49.69 74.00 -24.31 59.12 38.82 17.05 66.06 0.76 100 41 Peak 2 11570.00 40.42 54.00 -13.58 49.85 38.82 17.05 66.06 0.76 100 41 Average 3 17355.00 49.20 68.20 -19.00 54.46 38.82 21.05 65.94 0.81 -- -- Peak

Mode	81	
	Harmonic	
	U-NII-3_5.725-5.85_802.11n HT20_CH157_5785MHz	
ANT	4+3	
Pol.	Horizontal	Vertical
14.47G ~14.5G Avg	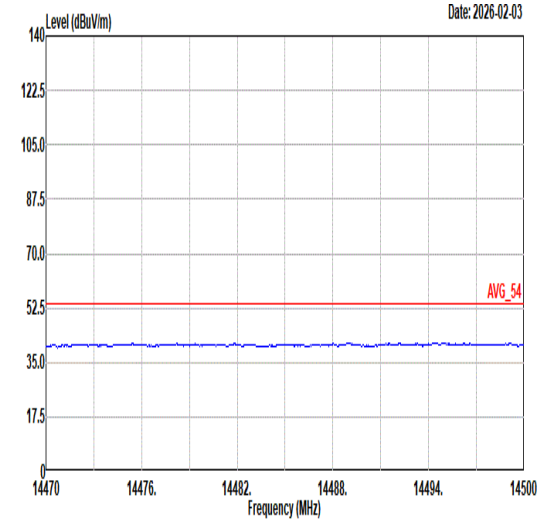 Site : 03CH16-HY Condition: AVG_54 3m 9120D-1522_250327 HORIZONTAL	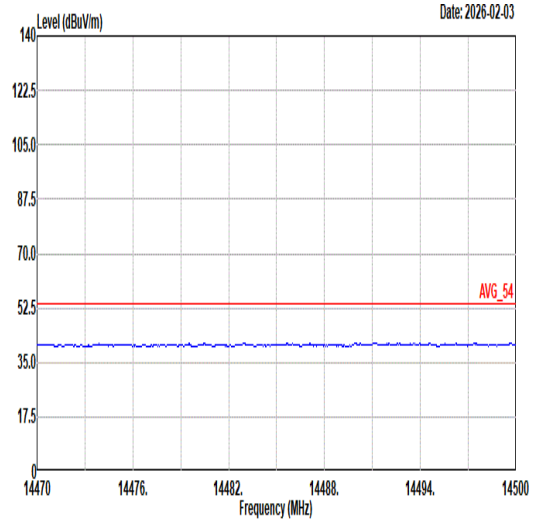 Site : 03CH16-HY Condition: AVG_54 3m 9120D-1522_250327 VERTICAL
17G ~18G Avg	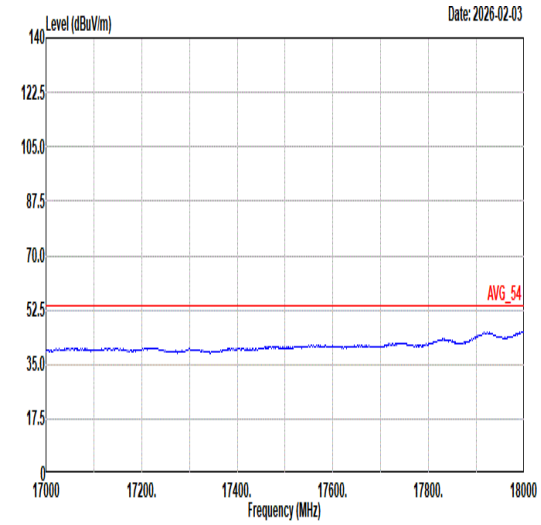 Site : 03CH16-HY Condition: AVG_54 3m 9120D-1522_250327 HORIZONTAL	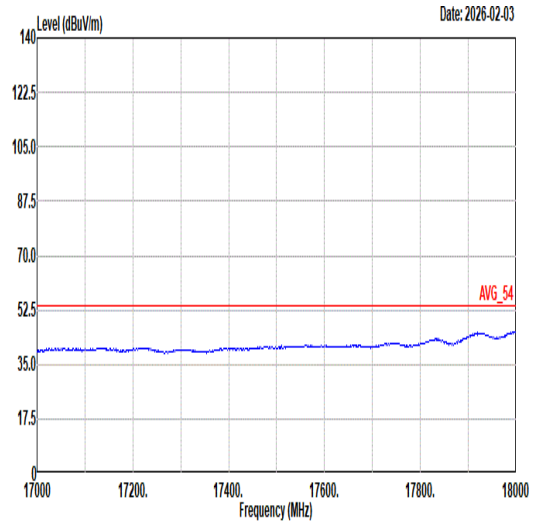 Site : 03CH16-HY Condition: AVG_54 3m 9120D-1522_250327 VERTICAL

Mode	82	
	Band Edge	
	U-NII-3_5.725-5.85_802.11n HT20_CH165_5825MHz	
ANT	4+3	
Pol.	Horizontal	Fundamental
Peak	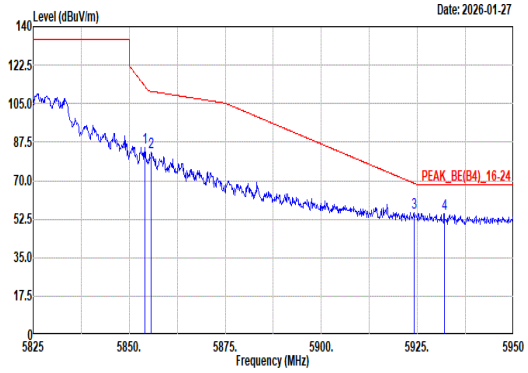 Site : 03CH16-HY Condition: PEAK_BE(B4)_16-24 3m 9120D-1522_250327 HORIZONTAL : RBW:1000.000kHz VBW:3000.000kHz SWT:Auto Freq Level Limit Line Margin Read Level Ant Factor Cable Loss Preamp Factor Aux Factor APos TPos Remark MHz dBuV/m dBuV/m dB dBuV dB/m dB dB dB cm deg 1 5854.13 85.15 112.79 -27.64 75.09 34.21 12.17 36.32 0.00 100 58 Peak 2 5855.75 82.76 110.59 -27.83 72.70 34.21 12.17 36.32 0.00 100 58 Peak 3 5924.25 55.46 68.75 -13.29 45.25 34.30 12.25 36.34 0.00 100 58 Peak 4 5932.00 55.20 68.20 -13.00 44.98 34.30 12.26 36.34 0.00 100 58 Peak	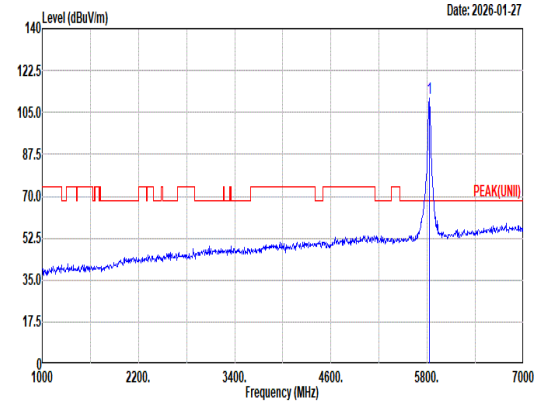 Site : 03CH16-HY Condition: PEAK(UNII) 3m 9120D-1522_250327 HORIZONTAL : RBW:1000.000kHz VBW:3000.000kHz SWT:Auto Freq Level Limit Line Margin Read Level Ant Factor Cable Loss Preamp Factor Aux Factor APos TPos Remark MHz dBuV/m dBuV/m dB dBuV dB/m dB dB dB cm deg 1 5825.00 111.07 ------ ------ 101.14 34.10 12.14 36.31 0.00 100 58 Peak
Avg	Blank	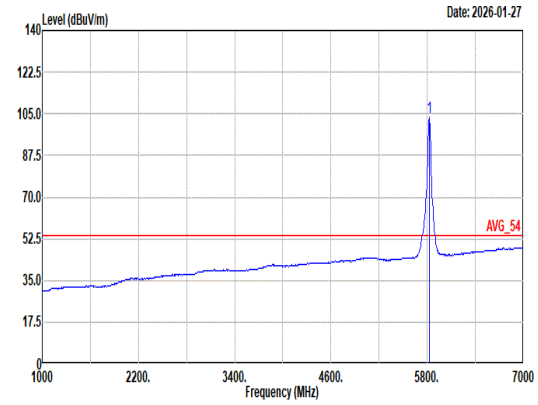 Site : 03CH16-HY Condition: AVG_54 3m 9120D-1522_250327 HORIZONTAL : RBW:1000.000kHz VBW:0.010kHz SWT:Auto Freq Level Limit Line Margin Read Level Ant Factor Cable Loss Preamp Factor Aux Factor APos TPos Remark MHz dBuV/m dBuV/m dB dBuV dB/m dB dB dB cm deg 1 5825.00 103.75 ------ ------ 93.82 34.10 12.14 36.31 0.00 100 58 Average

Mode	82	
	Band Edge	
	U-NII-3_5.725-5.85_802.11n HT20_CH165_5825MHz	
ANT	4+3	
Pol.	Vertical	Fundamental
Peak	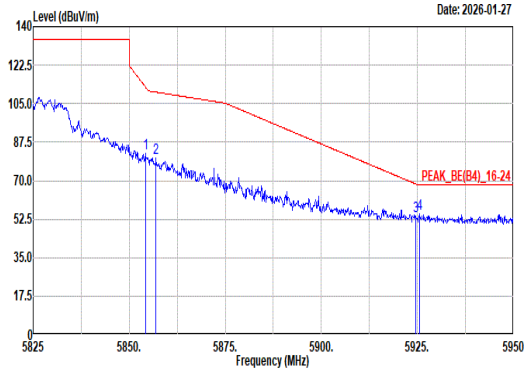 Site : 03CH16-HY Condition: PEAK_BE(B4)_16-24 3m 9120D-1522_250327 VERTICAL : RBW:1000.000kHz VBW:3000.000kHz SWT:Auto Freq Level Limit Line Margin Read Level Ant Factor Cable Loss Preamp Factor Aux Factor APos TPos Remark MHz dBuV/m dBuV/m dB dBuV dB/m dB dB dB cm deg 1 5854.25 82.61 112.51 -29.90 72.55 34.21 12.17 36.32 0.00 338 76 Peak 2 5857.00 80.25 110.24 -29.99 70.18 34.21 12.18 36.32 0.00 338 76 Peak 3 5924.63 54.15 68.48 -14.33 43.94 34.30 12.25 36.34 0.00 338 76 Peak 4 5925.63 54.76 68.20 -13.44 44.55 34.30 12.25 36.34 0.00 338 76 Peak	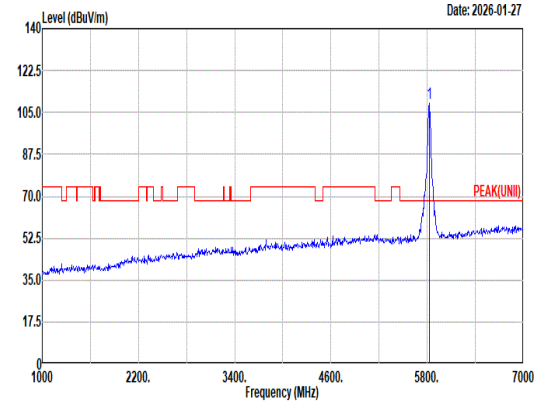 Site : 03CH16-HY Condition: PEAK(UNII) 3m 9120D-1522_250327 VERTICAL : RBW:1000.000kHz VBW:3000.000kHz SWT:Auto Freq Level Limit Line Margin Read Level Ant Factor Cable Loss Preamp Factor Aux Factor APos TPos Remark MHz dBuV/m dBuV/m dB dBuV dB/m dB dB dB cm deg 1 5825.00 109.09 ------ ------ 99.16 34.10 12.14 36.31 0.00 338 76 Peak
Avg	Blank	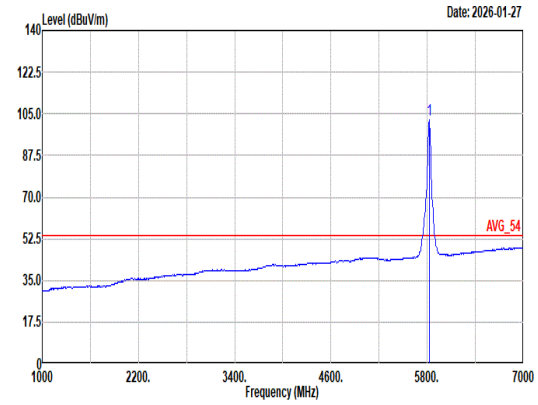 Site : 03CH16-HY Condition: AVG_54 3m 9120D-1522_250327 VERTICAL : RBW:1000.000kHz VBW:0.010kHz SWT:Auto Freq Level Limit Line Margin Read Level Ant Factor Cable Loss Preamp Factor Aux Factor APos TPos Remark MHz dBuV/m dBuV/m dB dBuV dB/m dB dB dB cm deg 1 5825.00 102.33 ------ ------ 92.40 34.10 12.14 36.31 0.00 338 76 Average

Mode	82	
	Harmonic	
	U-NII-3_5.725-5.85_802.11n HT20_CH165_5825MHz	
ANT	4+3	
Pol.	Horizontal	Vertical
Peak Avg	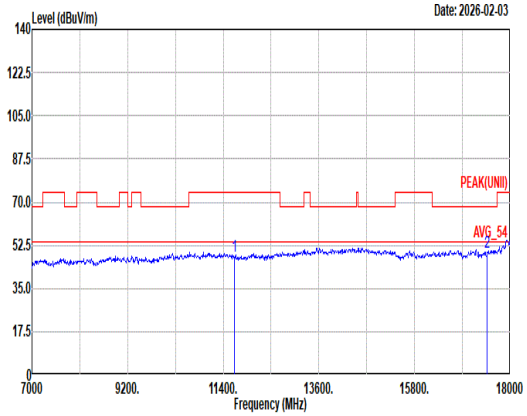 Site : 03CH16-HY Condition: PEAK(UNII) 3m 9120D-1522_250327 HORIZONTAL Freq Level Limit Line Margin Read Level Ant Factor Cable Loss Preamp Factor Aux Factor APos TPos Remark MHz dBuV/m dBuV/m dB dBuV dB/m dB dB dB cm deg 1 11650.00 47.93 74.00 -26.07 57.57 38.60 17.12 66.10 0.74 -- -- Peak 2 17475.00 49.55 68.20 -18.65 54.35 39.05 21.12 65.79 0.82 -- -- Peak	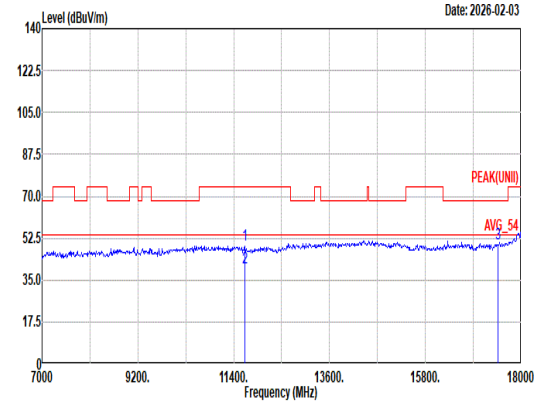 Site : 03CH16-HY Condition: PEAK(UNII) 3m 9120D-1522_250327 VERTICAL Freq Level Limit Line Margin Read Level Ant Factor Cable Loss Preamp Factor Aux Factor APos TPos Remark MHz dBuV/m dBuV/m dB dBuV dB/m dB dB dB cm deg 1 11650.00 49.53 74.00 -24.47 59.17 38.60 17.12 66.10 0.74 100 41 Peak 2 11650.00 40.13 54.00 -13.87 49.77 38.60 17.12 66.10 0.74 100 41 Average 3 17475.00 50.06 68.20 -18.14 54.86 39.05 21.12 65.79 0.82 -- -- Peak

Mode	82	
	Harmonic	
	U-NII-3_5.725-5.85_802.11n HT20_CH165_5825MHz	
ANT	4+3	
Pol.	Horizontal	Vertical
14.47G ~14.5G Avg	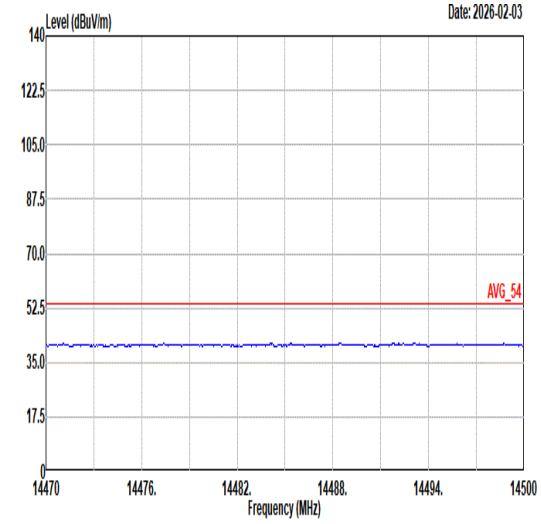 Site : 03CH16-HY Condition: AVG_54 3m 9120D-1522_250327 HORIZONTAL	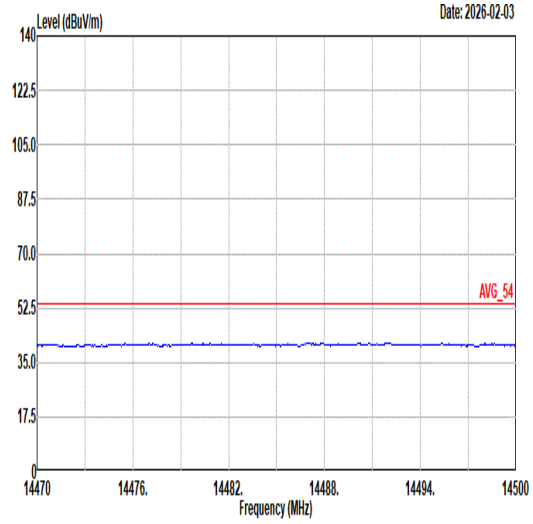 Site : 03CH16-HY Condition: AVG_54 3m 9120D-1522_250327 VERTICAL
17G ~18G Avg	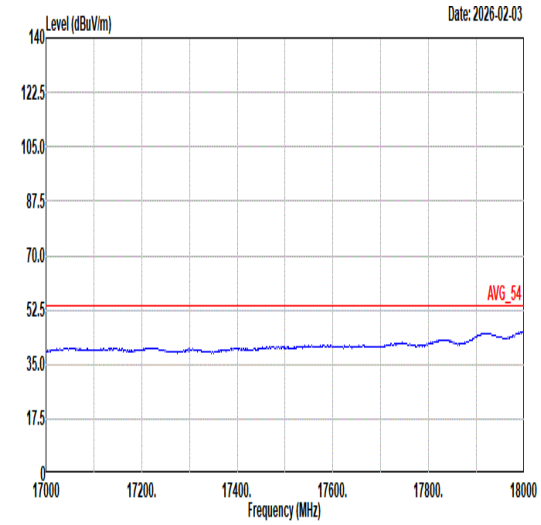 Site : 03CH16-HY Condition: AVG_54 3m 9120D-1522_250327 HORIZONTAL	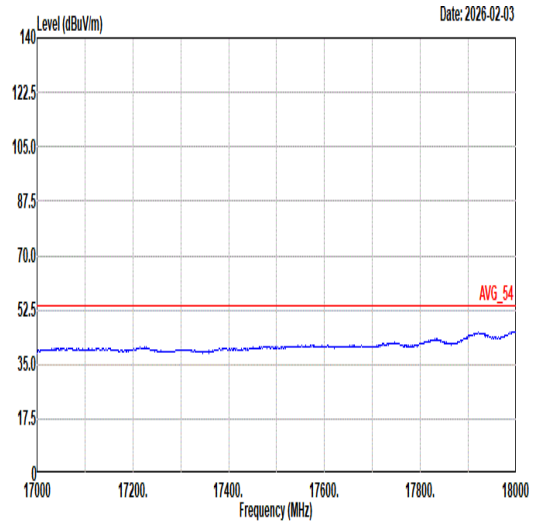 Site : 03CH16-HY Condition: AVG_54 3m 9120D-1522_250327 VERTICAL

Mode	83
	Band Edge - L
	U-NII-3_5.725-5.85_802.11n HT40_CH151_5755MHz
ANT	4+3

Pol.	Horizontal	Fundamental
Peak	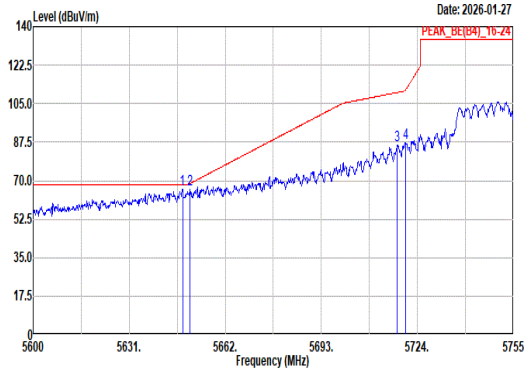 Site : 03CH16-HY Condition: PEAK_BE(B4)_16-24 3m 9120D-1522_250327 HORIZONTAL : RBW:1000.000kHz VBW:3000.000kHz SWT:Auto Freq Level Limit Line Margin Read Level Ant Factor Cable Loss Preamp Factor Aux Factor APos TPos Remark MHz dBuV/m dBuV/m dB dBuV dB/m dB dB dB cm deg 1 5648.21 66.18 68.20 -2.02 57.30 33.19 11.96 36.27 0.00 100 324 Peak 2 5650.69 66.00 68.71 -2.71 57.10 33.21 11.96 36.27 0.00 100 324 Peak 3 5717.49 85.90 110.10 -24.20 76.49 33.67 12.03 36.29 0.00 100 324 Peak 4 5720.13 87.08 111.09 -24.01 77.66 33.68 12.03 36.29 0.00 100 324 Peak	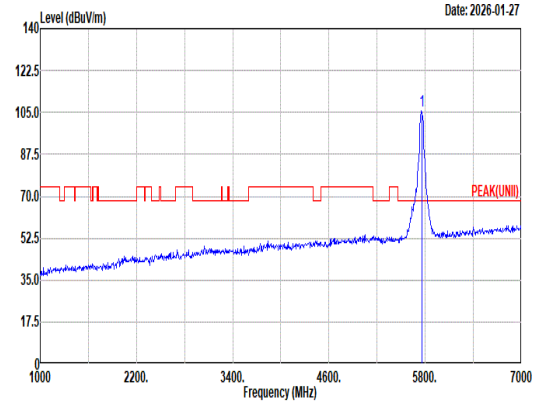 Site : 03CH16-HY Condition: PEAK(UNII) 3m 9120D-1522_250327 HORIZONTAL : RBW:1000.000kHz VBW:3000.000kHz SWT:Auto Freq Level Limit Line Margin Read Level Ant Factor Cable Loss Preamp Factor Aux Factor APos TPos Remark MHz dBuV/m dBuV/m dB dBuV dB/m dB dB dB cm deg 1 5755.00 105.72 ------ ------ 96.15 33.81 12.06 36.30 0.00 100 324 Peak
Avg	Blank	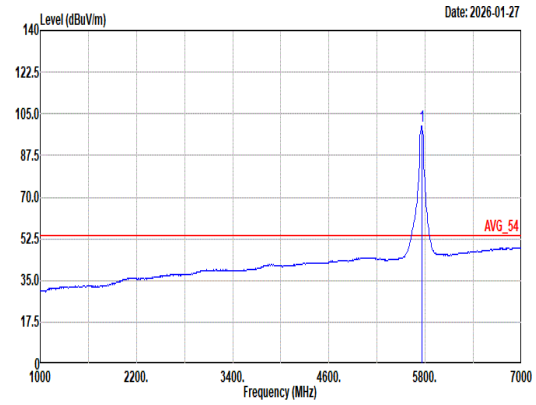 Site : 03CH16-HY Condition: AVG_54 3m 9120D-1522_250327 HORIZONTAL : RBW:1000.000kHz VBW:0.010kHz SWT:Auto Freq Level Limit Line Margin Read Level Ant Factor Cable Loss Preamp Factor Aux Factor APos TPos Remark MHz dBuV/m dBuV/m dB dBuV dB/m dB dB dB cm deg 1 5755.00 99.98 ------ ------ 90.41 33.81 12.06 36.30 0.00 100 324 Average

Mode	83	
	Band Edge - R	
	U-NII-3_5.725-5.85_802.11n HT40_CH151_5755MHz	
ANT	4+3	
Pol.	Horizontal	Fundamental
Peak	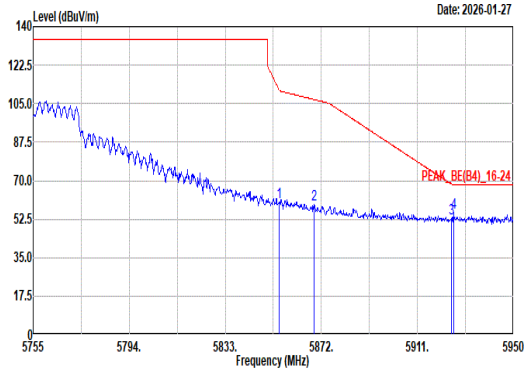 Site : 03CH16-HY Condition: PEAK_BE(B4)_16-24 3m 9120D-1522_250327 HORIZONTAL : RBW:1000.000kHz VBW:3000.000kHz SWT:Auto Limit Read Ant Cable Preamp Aux APos TPos Freq Level Line Margin Level Factor Loss Factor Factor Remark MHz dBuV/m dBuV/m dB dBuV dB/m dB dB dB cm deg 1 5854.84 60.09 111.16 -51.07 50.03 34.21 12.17 36.32 0.00 100 324 Peak 2 5869.08 59.33 106.86 -47.53 49.23 34.24 12.19 36.33 0.00 100 324 Peak 3 5924.85 52.94 68.31 -15.37 42.73 34.30 12.25 36.34 0.00 100 324 Peak 4 5925.63 55.50 68.20 -12.70 45.29 34.30 12.25 36.34 0.00 100 324 Peak	Blank

Mode	83
	Band Edge - L
	U-NII-3_5.725-5.85_802.11n HT40_CH151_5755MHz
ANT	4+3

Pol.	Vertical	Fundamental
Peak	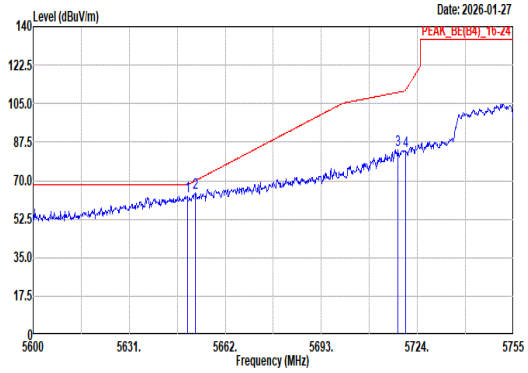 Site : 03CH16-HY Condition: PEAK_BE(B4)_16-24 3m 9120D-1522_250327 VERTICAL : RBW:1000.000kHz VBW:3000.000kHz SWT:Auto Freq Level Limit Line Margin Read Level Ant Factor Cable Loss Preamp Factor Aux Factor APos TPos Remark MHz dBuV/m dBuV/m dB dBuV dB/m dB dB dB cm deg 1 5649.76 62.77 68.20 -5.43 53.88 33.20 11.96 36.27 0.00 392 72 Peak 2 5652.39 64.34 69.98 -5.64 55.43 33.22 11.96 36.27 0.00 392 72 Peak 3 5717.65 84.26 110.14 -25.88 74.85 33.67 12.03 36.29 0.00 392 72 Peak 4 5720.13 83.28 111.09 -27.81 73.86 33.68 12.03 36.29 0.00 392 72 Peak	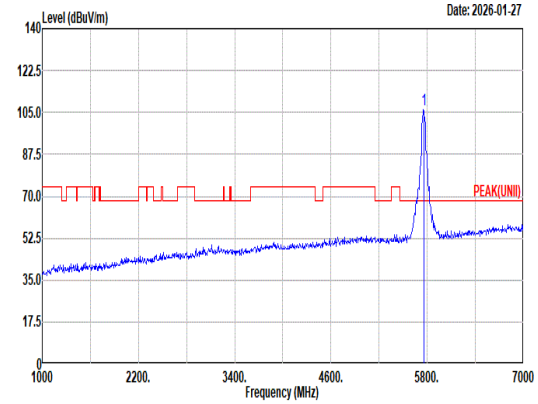 Site : 03CH16-HY Condition: PEAK(UNII) 3m 9120D-1522_250327 VERTICAL : RBW:1000.000kHz VBW:3000.000kHz SWT:Auto Freq Level Limit Line Margin Read Level Ant Factor Cable Loss Preamp Factor Aux Factor APos TPos Remark MHz dBuV/m dBuV/m dB dBuV dB/m dB dB dB cm deg 1 5755.00 106.07 ------ ------ 96.50 33.81 12.06 36.30 0.00 392 72 Peak
Avg	Blank	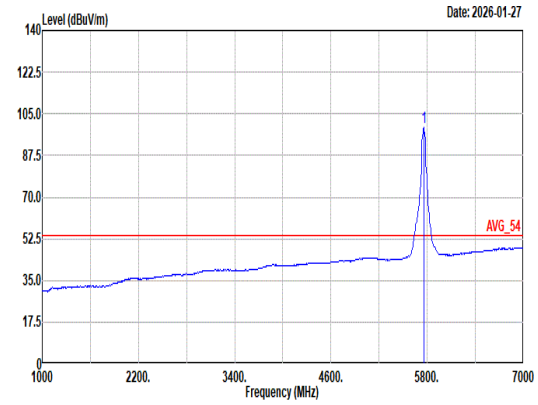 Site : 03CH16-HY Condition: AVG_54 3m 9120D-1522_250327 VERTICAL : RBW:1000.000kHz VBW:0.010kHz SWT:Auto Freq Level Limit Line Margin Read Level Ant Factor Cable Loss Preamp Factor Aux Factor APos TPos Remark MHz dBuV/m dBuV/m dB dBuV dB/m dB dB dB cm deg 1 5755.00 99.20 ------ ------ 89.60 33.83 12.07 36.30 0.00 392 72 Average

Mode	83	
	Band Edge - R	
	U-NII-3_5.725-5.85_802.11n HT40_CH151_5755MHz	
ANT	4+3	
Pol.	Vertical	Fundamental
Peak	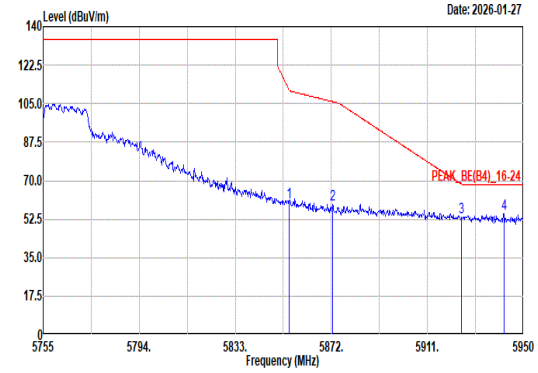 Site : 03CH16-HY Condition: PEAK_BE(B4)_16-24 3m 9120D-1522_250327 VERTICAL : RBW:1000.000kHz VBW:3000.000kHz SWT:Auto Limit Read Ant Cable Preamp Aux APos TPos Freq Level Line Margin Level Factor Loss Factor Factor Remark MHz dBuV/m dBuV/m dB dBuV dB/m dB dB dB cm deg 1 5854.84 60.42 111.16 -50.74 50.36 34.21 12.17 36.32 0.00 392 72 Peak 2 5872.59 59.25 105.88 -46.63 49.14 34.25 12.19 36.33 0.00 392 72 Peak 3 5924.85 53.45 68.31 -14.86 43.24 34.30 12.25 36.34 0.00 392 72 Peak 4 5942.01 55.18 68.20 -13.02 44.95 34.30 12.27 36.34 0.00 392 72 Peak	Blank

Mode	83	
	Harmonic	
	U-NII-3_5.725-5.85_802.11n HT40_CH151_5755MHz	
ANT	4+3	
Pol.	Horizontal	Vertical
Peak Avg	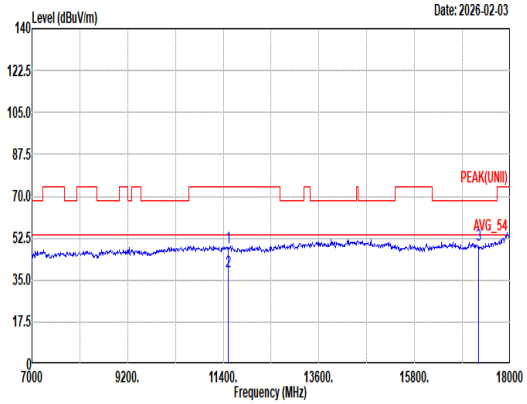 Site : 03CH16-HY Condition: PEAK(UNII) 3m 9120D-1522_250327 HORIZONTAL Freq Level Limit Line Margin Read Level Ant Factor Cable Loss Preamp Factor Aux Factor APos TPos Remark MHz dBuV/m dBuV/m dB dBuV dB/m dB dB dB cm deg 1 11510.00 48.73 74.00 -25.27 57.92 39.06 17.01 66.03 0.77 100 107 Peak 2 11510.00 38.81 54.00 -15.19 48.00 39.06 17.01 66.03 0.77 100 107 Average 3 17265.00 49.88 68.20 -18.32 55.43 38.70 21.00 66.05 0.80 -- -- Peak	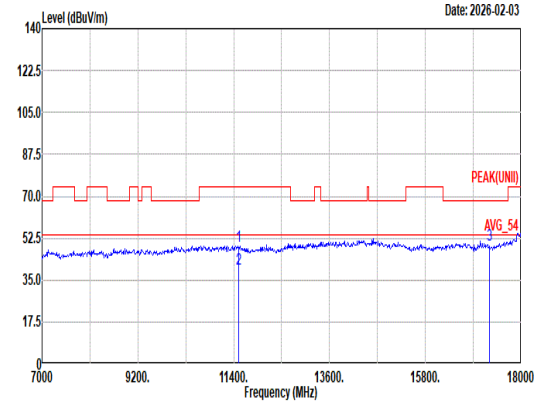 Site : 03CH16-HY Condition: PEAK(UNII) 3m 9120D-1522_250327 VERTICAL Freq Level Limit Line Margin Read Level Ant Factor Cable Loss Preamp Factor Aux Factor APos TPos Remark MHz dBuV/m dBuV/m dB dBuV dB/m dB dB dB cm deg 1 11510.00 49.28 74.00 -24.72 58.47 39.06 17.01 66.03 0.77 400 39 Peak 2 11510.00 39.59 54.00 -14.41 48.78 39.06 17.01 66.03 0.77 400 39 Average 3 17265.00 49.80 68.20 -18.40 55.35 38.70 21.00 66.05 0.80 -- -- Peak

Mode	83	
	Harmonic	
	U-NII-3_5.725-5.85_802.11n HT40_CH151_5755MHz	
ANT	4+3	
Pol.	Horizontal	Vertical
14.47G ~14.5G Avg	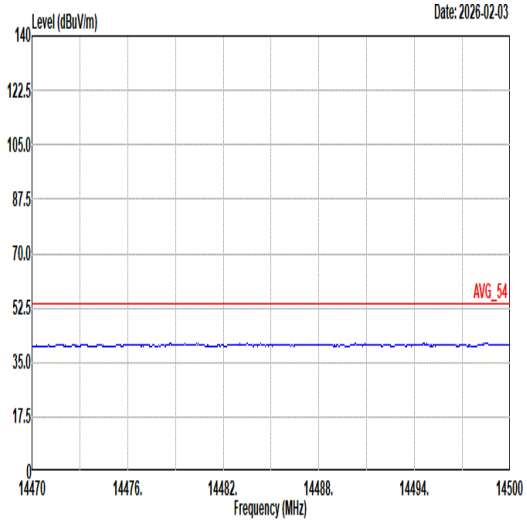 Site : 03CH16-HY Condition: AVG_54 3m 9120D-1522_250327 HORIZONTAL	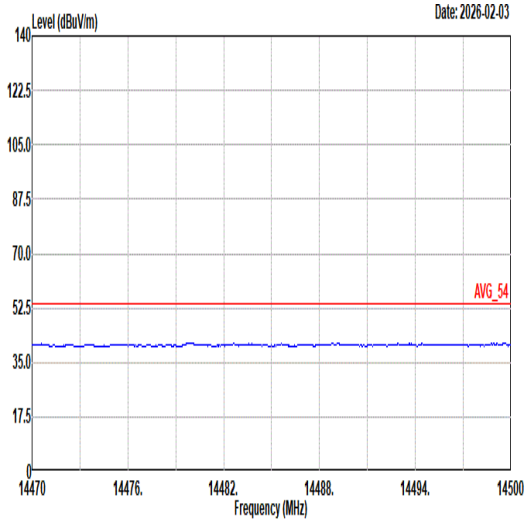 Site : 03CH16-HY Condition: AVG_54 3m 9120D-1522_250327 VERTICAL
17G ~18G Avg	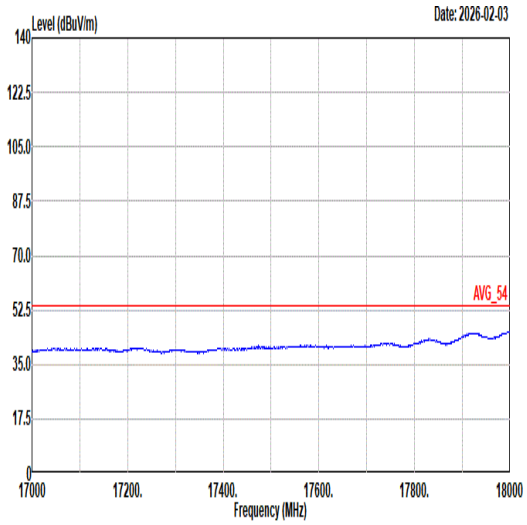 Site : 03CH16-HY Condition: AVG_54 3m 9120D-1522_250327 HORIZONTAL	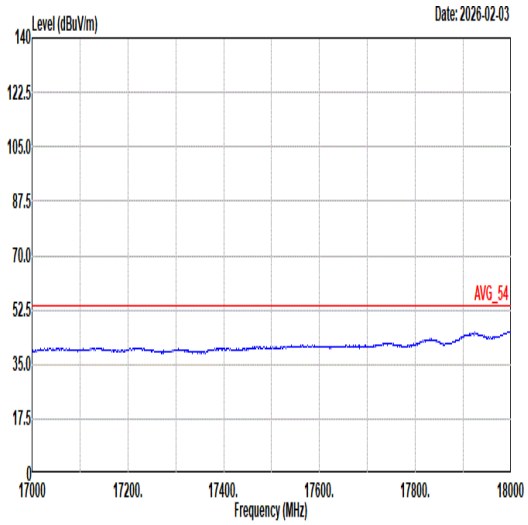 Site : 03CH16-HY Condition: AVG_54 3m 9120D-1522_250327 VERTICAL

Mode	84	
	Band Edge - L	
	U-NII-3_5.725-5.85_802.11n HT40_CH159_5795MHz	
ANT	4+3	
Pol.	Horizontal	Fundamental
Peak	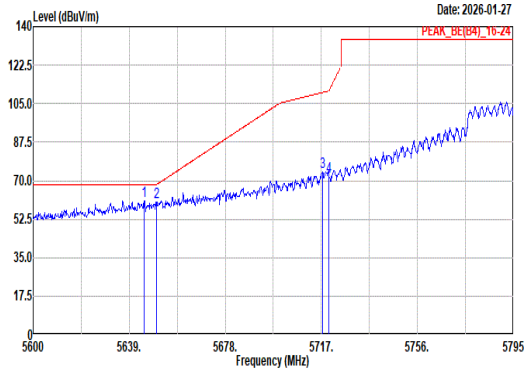 Site : 03CH16-HY Condition: PEAK_BE(B4)_16-24 3m 9120D-1522_250327 HORIZONTAL : RBW:1000.000kHz VBW:3000.000kHz SWT:Auto Freq Level Limit Line Margin Read Level Ant Factor Cable Loss Preamp Factor Aux Factor APos TPos Remark MHz dBuV/m dBuV/m dB dBuV dB/m dB dB dB cm deg 1 5645.05 60.76 68.20 -7.44 51.89 33.18 11.96 36.27 0.00 100 349 Peak 2 5650.12 60.25 68.29 -8.04 51.36 33.20 11.96 36.27 0.00 100 349 Peak 3 5717.59 73.90 110.12 -36.22 64.49 33.67 12.03 36.29 0.00 100 349 Peak 4 5720.12 71.66 111.07 -39.41 62.24 33.68 12.03 36.29 0.00 100 349 Peak	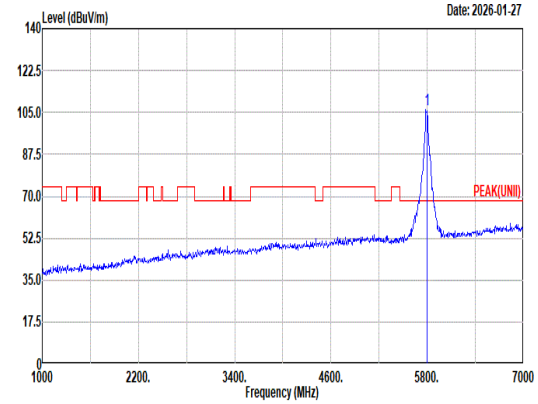 Site : 03CH16-HY Condition: PEAK(UNII) 3m 9120D-1522_250327 HORIZONTAL : RBW:1000.000kHz VBW:3000.000kHz SWT:Auto Freq Level Limit Line Margin Read Level Ant Factor Cable Loss Preamp Factor Aux Factor APos TPos Remark MHz dBuV/m dBuV/m dB dBuV dB/m dB dB dB cm deg 1 5795.00 106.21 ------ ------ 96.49 33.93 12.09 36.30 0.00 100 349 Peak
Avg	Blank	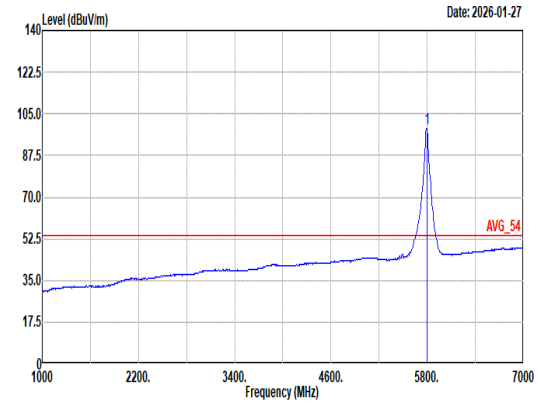 Site : 03CH16-HY Condition: AVG_54 3m 9120D-1522_250327 HORIZONTAL : RBW:1000.000kHz VBW:0.010kHz SWT:Auto Freq Level Limit Line Margin Read Level Ant Factor Cable Loss Preamp Factor Aux Factor APos TPos Remark MHz dBuV/m dBuV/m dB dBuV dB/m dB dB dB cm deg 1 5795.00 98.62 ------ ------ 88.87 33.95 12.10 36.30 0.00 100 349 Average

Mode	84	
	Band Edge - R	
	U-NII-3_5.725-5.85_802.11n HT40_CH159_5795MHz	
ANT	4+3	
Pol.	Horizontal	Fundamental
Peak	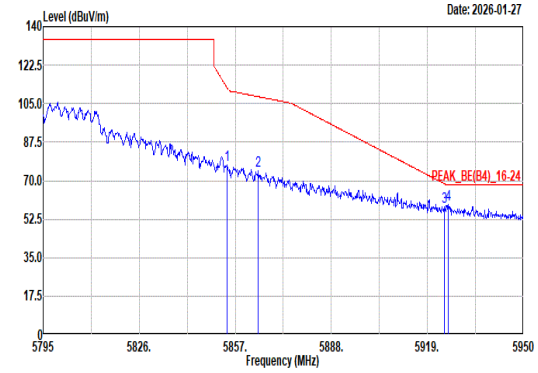 Site : 03CH16-HY Condition: PEAK_BE(B4)_16-24 3m 9120D-1522_250327 HORIZONTAL : RBW:1000.000kHz VBW:3000.000kHz SWT:Auto Limit Read Ant Cable Preamp Aux APos TPos Freq Level Line Margin Level Factor Loss Factor Factor Remark MHz dBuV/m dBuV/m dB dBuV dB/m dB dB dB cm deg 1 5854.37 77.03 112.25 -35.22 66.97 34.21 12.17 36.32 0.00 100 349 Peak 2 5864.44 74.50 108.15 -33.65 64.41 34.23 12.18 36.32 0.00 100 349 Peak 3 5924.58 57.93 68.51 -10.58 47.72 34.30 12.25 36.34 0.00 100 349 Peak 4 5925.67 59.17 68.20 -9.03 48.96 34.30 12.25 36.34 0.00 100 349 Peak	Blank

Mode	84	
	Band Edge - L	
	U-NII-3_5.725-5.85_802.11n HT40_CH159_5795MHz	
ANT	4+3	
Pol.	Vertical	Fundamental
Peak	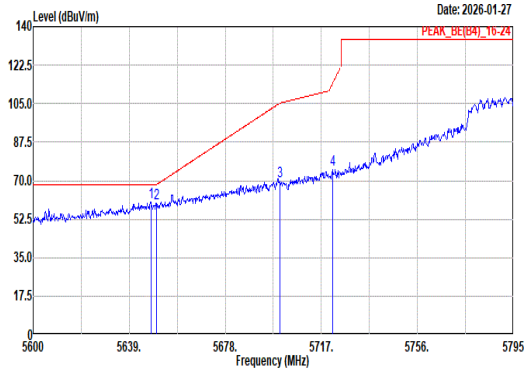 Site : 03CH16-HY Condition: PEAK_BE(B4)_16-24 3m 9120D-1522_250327 VERTICAL : RBW:1000.000kHz VBW:3000.000kHz SWT:Auto Freq Level Limit Line Margin Read Level Ant Factor Cable Loss Preamp Factor Aux Factor APos TPos Remark MHz dBuV/m dBuV/m dB dBuV dB/m dB dB dB cm deg 1 5647.78 60.26 68.20 -7.94 51.38 33.19 11.96 36.27 0.00 351 73 Peak 2 5650.12 59.87 68.29 -8.42 50.98 33.20 11.96 36.27 0.00 351 73 Peak 3 5700.23 69.92 105.26 -35.34 60.59 33.60 12.01 36.28 0.00 351 73 Peak 4 5721.49 75.28 114.19 -38.91 65.85 33.69 12.03 36.29 0.00 351 73 Peak	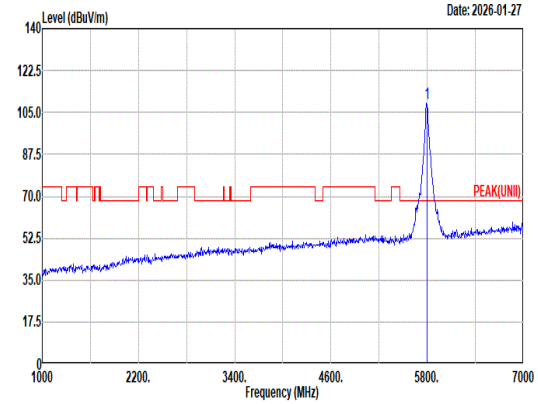 Site : 03CH16-HY Condition: PEAK(UNII) 3m 9120D-1522_250327 VERTICAL : RBW:1000.000kHz VBW:3000.000kHz SWT:Auto Freq Level Limit Line Margin Read Level Ant Factor Cable Loss Preamp Factor Aux Factor APos TPos Remark MHz dBuV/m dBuV/m dB dBuV dB/m dB dB dB cm deg 1 5795.00 108.81 ------ ------ 99.06 33.95 12.10 36.30 0.00 351 73 Peak
Avg	Blank	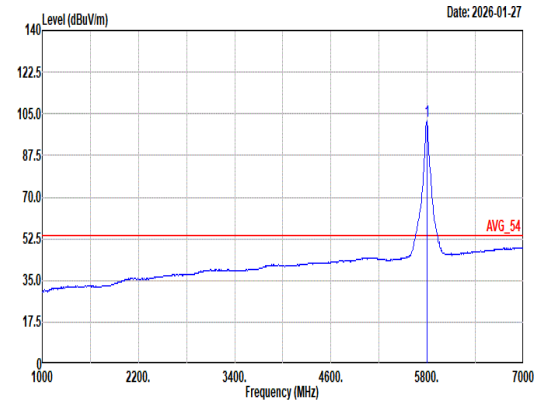 Site : 03CH16-HY Condition: AVG_54 3m 9120D-1522_250327 VERTICAL : RBW:1000.000kHz VBW:0.010kHz SWT:Auto Freq Level Limit Line Margin Read Level Ant Factor Cable Loss Preamp Factor Aux Factor APos TPos Remark MHz dBuV/m dBuV/m dB dBuV dB/m dB dB dB cm deg 1 5795.00 101.86 ------ ------ 92.09 33.98 12.10 36.31 0.00 351 73 Average

Mode	84	
	Band Edge - R	
	U-NII-3_5.725-5.85_802.11n HT40_CH159_5795MHz	
ANT	4+3	
Pol.	Vertical	Fundamental
Peak	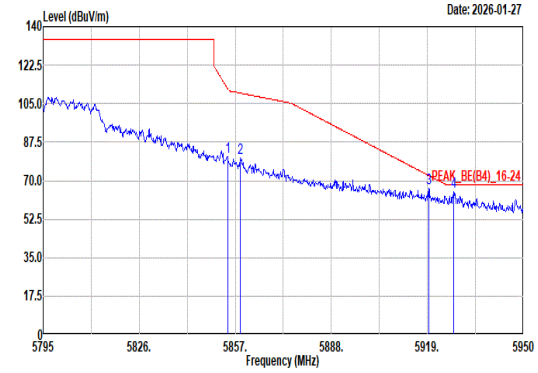 Site : 03CH16-HY Condition: PEAK_BE(B4)_16-24 3m 9120D-1522_250327 VERTICAL : RBW:1000.000kHz VBW:3000.000kHz SWT:Auto Limit Read Ant Cable Preamp Aux APos TPos Freq Level Line Margin Level Factor Loss Factor Factor Remark MHz dBuV/m dBuV/m dB dBuV dB/m dB dB dB cm deg 1 5854.52 80.66 111.89 -31.23 70.60 34.21 12.17 36.32 0.00 351 73 Peak 2 5858.71 80.13 109.76 -29.63 70.05 34.22 12.18 36.32 0.00 351 73 Peak 3 5919.47 66.77 72.28 -5.51 56.56 34.30 12.25 36.34 0.00 351 73 Peak 4 5927.53 65.15 68.20 -3.05 54.93 34.30 12.26 36.34 0.00 351 73 Peak	Blank

Mode	84	
	Harmonic	
	U-NII-3_5.725-5.85_802.11n HT40_CH159_5795MHz	
ANT	4+3	
Pol.	Horizontal	Vertical
Peak Avg	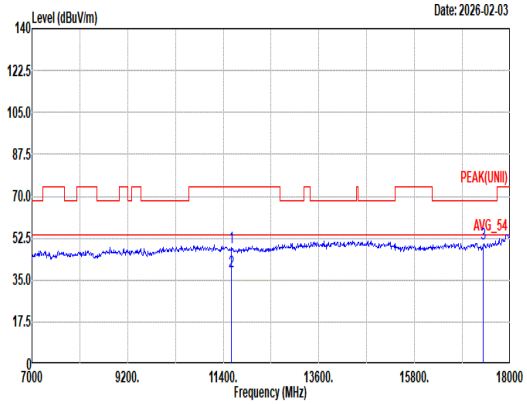 Site : 03CH16-HY Condition: PEAK(UNII) 3m 9120D-1522_250327 HORIZONTAL Freq Level Limit Line Margin Read Level Ant Factor Cable Loss Preamp Factor Aux Factor APos TPos Remark MHz dBuV/m dBuV/m dB dBuV dB/m dB dB dB cm deg 1 11590.00 48.62 74.00 -25.38 58.13 38.74 17.07 66.07 0.75 100 105 Peak 2 11590.00 38.53 54.00 -15.47 48.04 38.74 17.07 66.07 0.75 100 105 Average 3 17385.00 49.98 68.20 -18.22 55.06 38.94 21.07 65.90 0.81 -- -- Peak	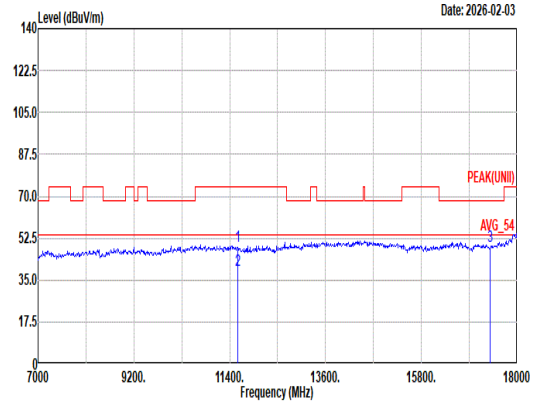 Site : 03CH16-HY Condition: PEAK(UNII) 3m 9120D-1522_250327 VERTICAL Freq Level Limit Line Margin Read Level Ant Factor Cable Loss Preamp Factor Aux Factor APos TPos Remark MHz dBuV/m dBuV/m dB dBuV dB/m dB dB dB cm deg 1 11590.00 48.97 74.00 -25.03 58.48 38.74 17.07 66.07 0.75 100 43 Peak 2 11590.00 39.02 54.00 -14.98 48.53 38.74 17.07 66.07 0.75 100 43 Average 3 17385.00 49.17 68.20 -19.03 54.25 38.94 21.07 65.90 0.81 -- -- Peak

Mode	84	
	Harmonic	
	U-NII-3_5.725-5.85_802.11n HT40_CH159_5795MHz	
ANT	4+3	
Pol.	Horizontal	Vertical
14.47G ~14.5G Avg	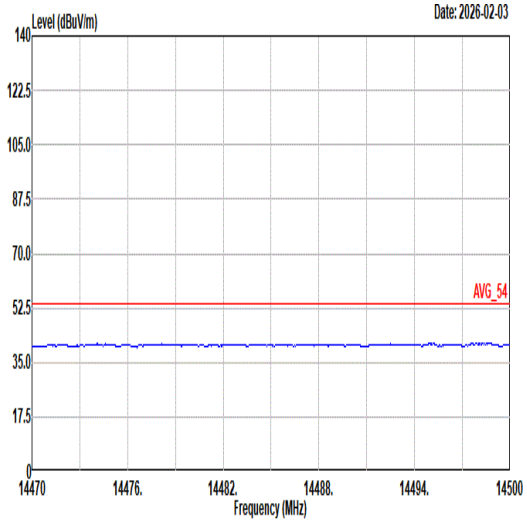 Site : 03CH16-HY Condition: AVG_54 3m 9120D-1522_250327 HORIZONTAL	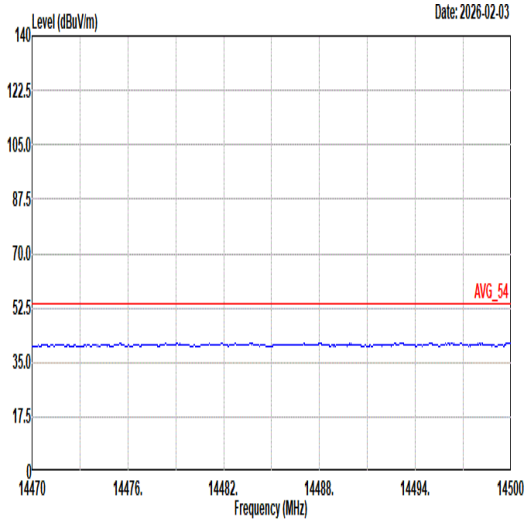 Site : 03CH16-HY Condition: AVG_54 3m 9120D-1522_250327 VERTICAL
17G ~18G Avg	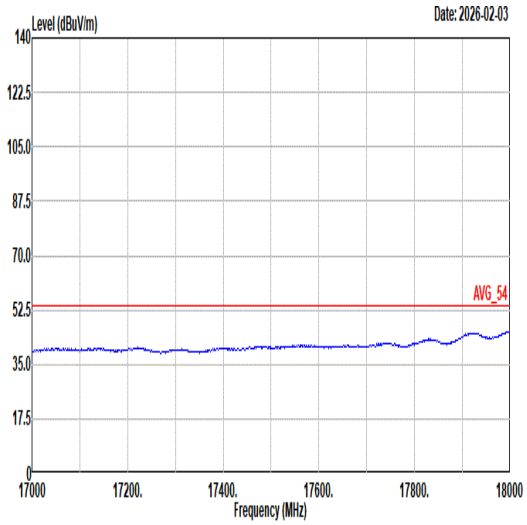 Site : 03CH16-HY Condition: AVG_54 3m 9120D-1522_250327 HORIZONTAL	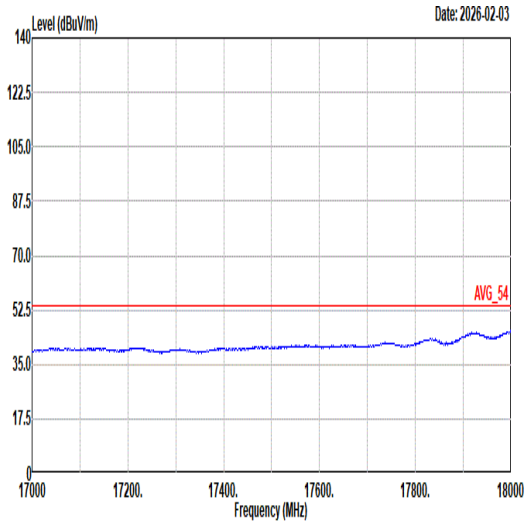 Site : 03CH16-HY Condition: AVG_54 3m 9120D-1522_250327 VERTICAL

Mode	85
	Band Edge - L
	U-NII-3_5.725-5.85_802.11ac VHT80_CH155_5775MHz
ANT	4+3

Pol.	Horizontal	Fundamental
Peak	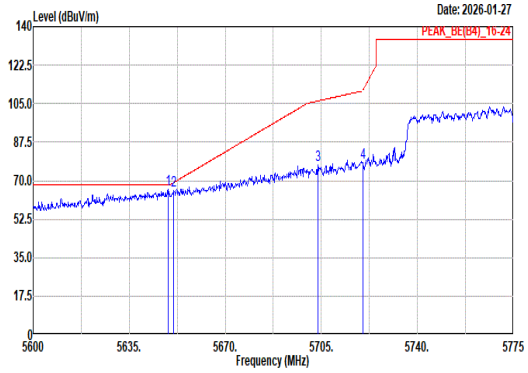 Site : 03CH16-HY Condition: PEAK_BE(B4)_16-24 3m 9120D-1522_250327 HORIZONTAL : RBW:1000.000kHz VBW:3000.000kHz SWT:Auto Freq Level Limit Line Margin Read Level Ant Factor Cable Loss Preamp Factor Aux Factor APos TPos Remark MHz dBuV/m dBuV/m dB dBuV dB/m dB dB dB cm deg 1 5649.18 65.80 68.20 -2.40 56.91 33.20 11.96 36.27 0.00 100 60 Peak 2 5651.28 65.76 69.15 -3.39 56.86 33.21 11.96 36.27 0.00 100 60 Peak 3 5703.78 76.97 106.26 -29.29 67.62 33.62 12.01 36.28 0.00 100 60 Peak 4 5720.05 77.95 110.91 -32.96 68.53 33.68 12.03 36.29 0.00 100 60 Peak	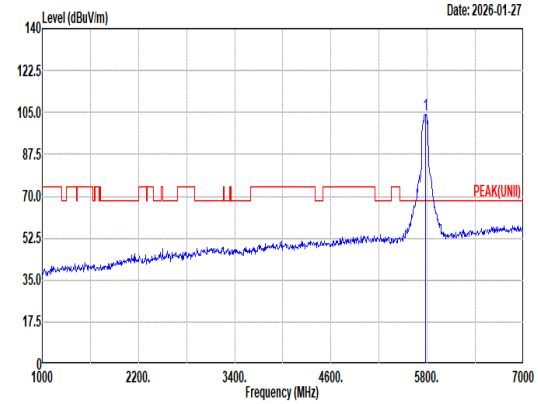 Site : 03CH16-HY Condition: PEAK(UNII) 3m 9120D-1522_250327 HORIZONTAL : RBW:1000.000kHz VBW:3000.000kHz SWT:Auto Freq Level Limit Line Margin Read Level Ant Factor Cable Loss Preamp Factor Aux Factor APos TPos Remark MHz dBuV/m dBuV/m dB dBuV dB/m dB dB dB cm deg 1 5775.00 104.21 ------ ------ 94.55 33.88 12.08 36.30 0.00 100 60 Peak
Avg	Blank	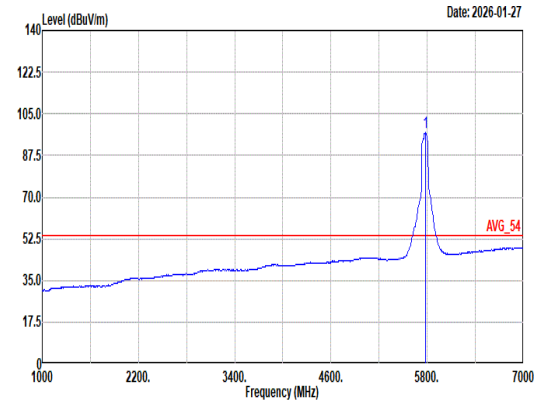 Site : 03CH16-HY Condition: AVG_54 3m 9120D-1522_250327 HORIZONTAL : RBW:1000.000kHz VBW:1.200kHz SWT:Auto Freq Level Limit Line Margin Read Level Ant Factor Cable Loss Preamp Factor Aux Factor APos TPos Remark MHz dBuV/m dBuV/m dB dBuV dB/m dB dB dB cm deg 1 5775.00 97.13 ------ ------ 87.41 33.93 12.09 36.30 0.00 100 60 Average

Mode	85	
	Band Edge - R	
	U-NII-3_5.725-5.85_802.11ac VHT80_CH155_5775MHz	
ANT	4+3	
Pol.	Horizontal	Fundamental
Peak	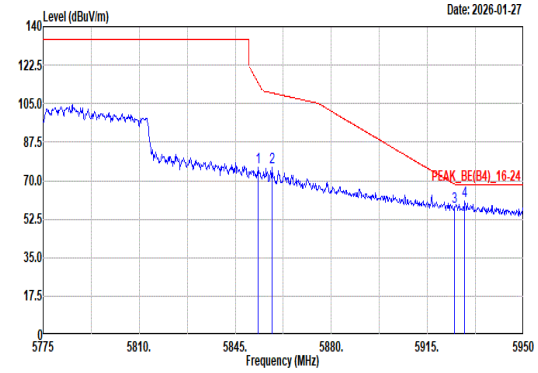 Site : 03CH16-HY Condition: PEAK_BE(B4)_16-24 3m 9120D-1522_250327 HORIZONTAL : RBW:1000.000kHz VBW:3000.000kHz SWT:Auto Limit Read Ant Cable Preamp Aux APos TPos Freq Level Line Margin Level Factor Loss Factor Factor Remark MHz dBuV/m dBuV/m dB dBuV dB/m dB dB dB cm deg 1 5853.40 75.93 114.45 -38.52 65.87 34.21 12.17 36.32 0.00 100 60 Peak 2 5858.30 75.84 109.87 -34.03 65.76 34.22 12.18 36.32 0.00 100 60 Peak 3 5924.98 58.37 68.22 -9.85 48.16 34.30 12.25 36.34 0.00 100 60 Peak 4 5928.65 61.01 68.20 -7.19 50.79 34.30 12.26 36.34 0.00 100 60 Peak	Blank

Mode	85
	Band Edge - L
	U-NII-3_5.725-5.85_802.11ac VHT80_CH155_5775MHz
ANT	4+3

Pol.	Vertical	Fundamental
Peak	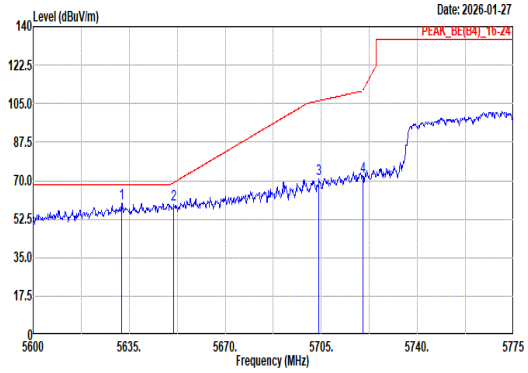 Site : 03CH16-HY Condition: PEAK_BE(B4)_16-24 3m 9120D-1522_250327 VERTICAL : RBW:1000.000kHz VBW:3000.000kHz SWT:Auto Freq Level Limit Line Margin Read Level Ant Factor Cable Loss Preamp Factor Aux Factor APos TPos Remark MHz dBuV/m dBuV/m dB dBuV dB/m dB dB dB cm deg 1 5632.20 59.85 68.20 -8.35 51.04 33.13 11.94 36.26 0.00 307 76 Peak 2 5651.28 59.23 69.15 -9.92 50.33 33.21 11.96 36.27 0.00 307 76 Peak 3 5704.13 70.60 106.36 -35.76 61.25 33.62 12.01 36.28 0.00 307 76 Peak 4 5720.05 71.92 110.91 -38.99 62.50 33.68 12.03 36.29 0.00 307 76 Peak	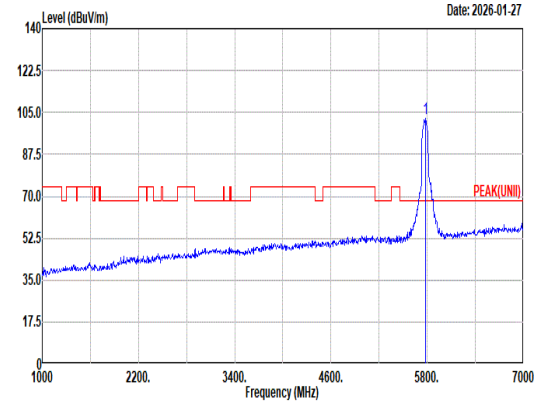 Site : 03CH16-HY Condition: PEAK(UNII) 3m 9120D-1522_250327 VERTICAL : RBW:1000.000kHz VBW:3000.000kHz SWT:Auto Freq Level Limit Line Margin Read Level Ant Factor Cable Loss Preamp Factor Aux Factor APos TPos Remark MHz dBuV/m dBuV/m dB dBuV dB/m dB dB dB cm deg 1 5775.00 102.54 ------ ------ 92.85 33.90 12.09 36.30 0.00 307 76 Peak
Avg	Blank	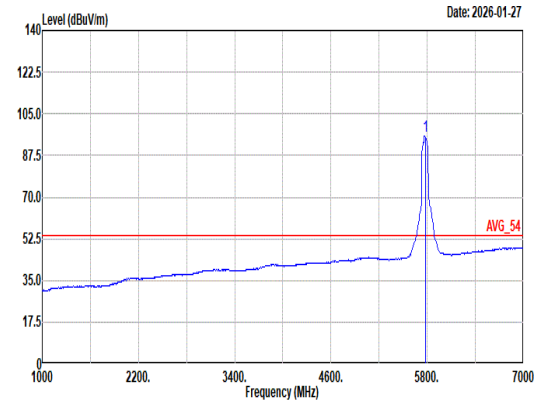 Site : 03CH16-HY Condition: AVG_54 3m 9120D-1522_250327 VERTICAL : RBW:1000.000kHz VBW:1.200kHz SWT:Auto Freq Level Limit Line Margin Read Level Ant Factor Cable Loss Preamp Factor Aux Factor APos TPos Remark MHz dBuV/m dBuV/m dB dBuV dB/m dB dB dB cm deg 1 5775.00 95.61 ------ ------ 85.98 33.86 12.07 36.30 0.00 307 76 Average

Mode	85	
	Band Edge - R	
	U-NII-3_5.725-5.85_802.11ac VHT80_CH155_5775MHz	
ANT	4+3	
Pol.	Vertical	Fundamental
Peak	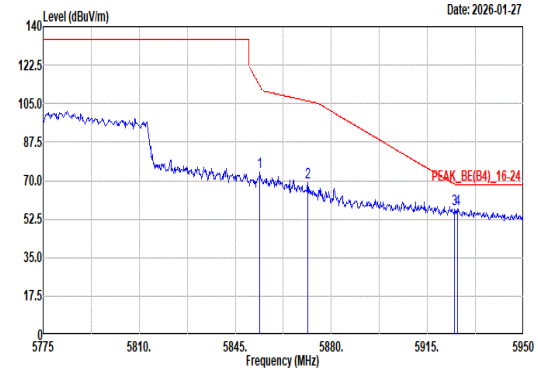 Site : 03CH16-HY Condition: PEAK_BE(B4)_16-24 3m 9120D-1522_250327 VERTICAL : RBW:1000.000kHz VBW:3000.000kHz SWT:Auto Limit Read Ant Cable Preamp Aux APos TPos Freq Level Line Margin Level Factor Loss Factor Factor Remark MHz dBuV/m dBuV/m dB dBuV dB/m dB dB dB cm deg 1 5853.93 74.13 113.25 -39.12 64.07 34.21 12.17 36.32 0.00 307 76 Peak 2 5871.43 69.45 106.20 -36.75 59.35 34.24 12.19 36.33 0.00 307 76 Peak 3 5924.98 56.97 68.22 -11.25 46.76 34.30 12.25 36.34 0.00 307 76 Peak 4 5926.03 57.30 68.20 -10.90 47.09 34.30 12.25 36.34 0.00 307 76 Peak	Blank

Mode	85	
	Harmonic	
	U-NII-3_5.725-5.85_802.11ac VHT80_CH155_5775MHz	
ANT	4+3	
Pol.	Horizontal	Vertical
Peak Avg	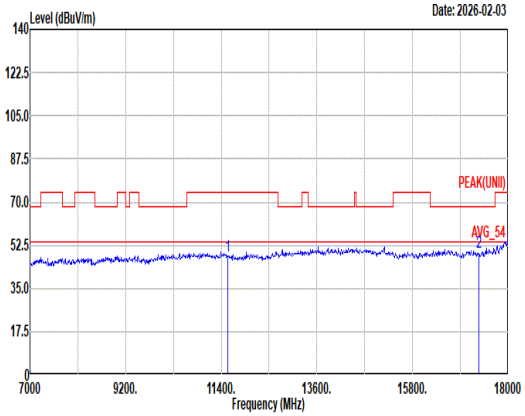 Site : 03CH16-HY Condition: PEAK(UNII) 3m 9120D-1522_250327 HORIZONTAL Freq Level Limit Line Margin Read Level Ant Factor Cable Loss Preamp Factor Aux Factor APos TPos Remark MHz dBuV/m dBuV/m dB dBuV dB/m dB dB dB cm deg 1 11550.00 47.89 74.00 -26.11 57.27 38.88 17.04 66.06 0.76 100 332 Peak 2 17325.00 49.55 68.20 -18.65 54.93 38.75 21.03 65.97 0.81 -- -- Peak	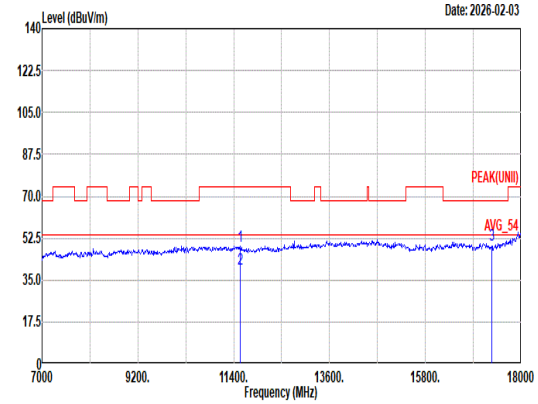 Site : 03CH16-HY Condition: PEAK(UNII) 3m 9120D-1522_250327 VERTICAL Freq Level Limit Line Margin Read Level Ant Factor Cable Loss Preamp Factor Aux Factor APos TPos Remark MHz dBuV/m dBuV/m dB dBuV dB/m dB dB dB cm deg 1 11554.00 49.38 74.00 -24.62 58.76 38.88 17.04 66.06 0.76 100 311 Peak 2 11554.00 39.42 54.00 -14.58 48.80 38.88 17.04 66.06 0.76 100 311 Average 3 17325.00 49.49 68.20 -18.71 54.87 38.75 21.03 65.97 0.81 -- -- Peak

Mode	85	
	Harmonic	
	U-NII-3_5.725-5.85_802.11ac VHT80_CH155_5775MHz	
ANT	4+3	
Pol.	Horizontal	Vertical
14.47G ~14.5G Avg	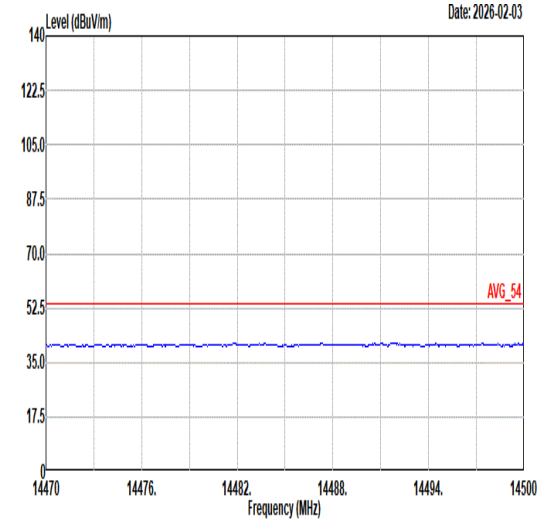 Site : 03CH16-HY Condition: AVG_54 3m 9120D-1522_250327 HORIZONTAL	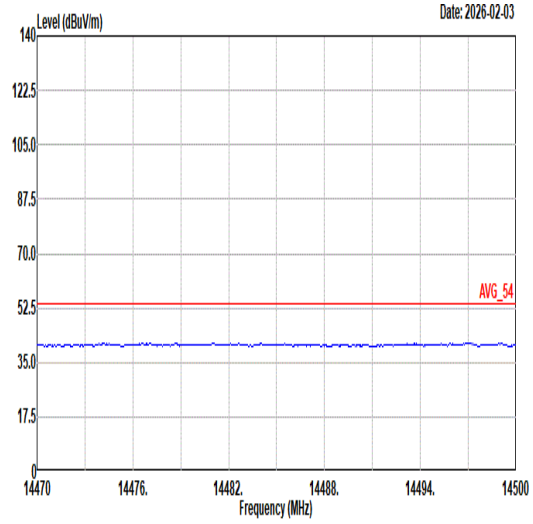 Site : 03CH16-HY Condition: AVG_54 3m 9120D-1522_250327 VERTICAL
17G ~18G Avg	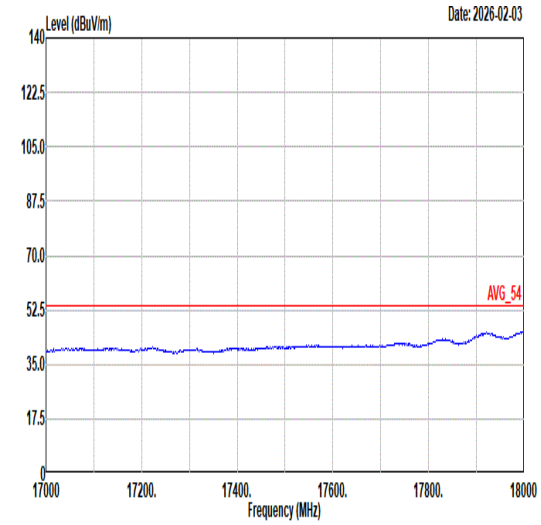 Site : 03CH16-HY Condition: AVG_54 3m 9120D-1522_250327 HORIZONTAL	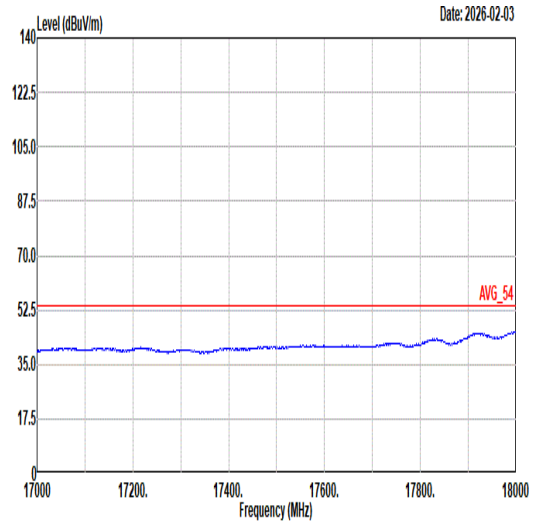 Site : 03CH16-HY Condition: AVG_54 3m 9120D-1522_250327 VERTICAL

Mode	86
	Band Edge
	U-NII-3_5.725-5.85_802.11ax HE20_CH149_Full RU_5745MHz
ANT	4+3

Pol.	Horizontal	Fundamental
Peak	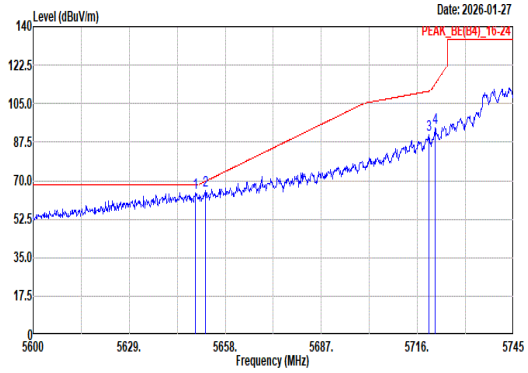 Site : 03CH16-HY Condition: PEAK_BE(B4)_16-24 3m 9120D-1522_250327 HORIZONTAL : RBW:1000.000kHz VBW:3000.000kHz SWT:Auto Freq Level Limit Line Margin Read Level Ant Factor Cable Loss Preamp Factor Aux Factor APos TPos Remark MHz dBuV/m dBuV/m dB dBuV dB/m dB dB dB cm deg 1 5649.01 64.42 68.20 -3.78 55.53 33.20 11.96 36.27 0.00 100 59 Peak 2 5651.91 65.31 69.62 -4.31 56.40 33.22 11.96 36.27 0.00 100 59 Peak 3 5719.48 90.94 110.65 -19.71 81.52 33.68 12.03 36.29 0.00 100 59 Peak 4 5721.37 93.90 113.91 -20.01 84.47 33.69 12.03 36.29 0.00 100 59 Peak	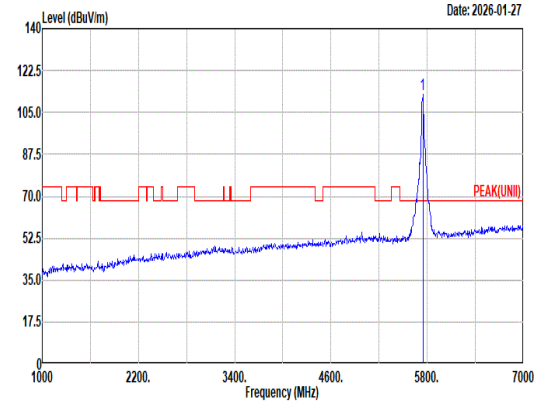 Site : 03CH16-HY Condition: PEAK(UNII) 3m 9120D-1522_250327 HORIZONTAL : RBW:1000.000kHz VBW:3000.000kHz SWT:Auto Freq Level Limit Line Margin Read Level Ant Factor Cable Loss Preamp Factor Aux Factor APos TPos Remark MHz dBuV/m dBuV/m dB dBuV dB/m dB dB dB cm deg 1 5745.00 112.34 ------ ------ 102.79 33.78 12.06 36.29 0.00 100 59 Peak
Avg	Blank	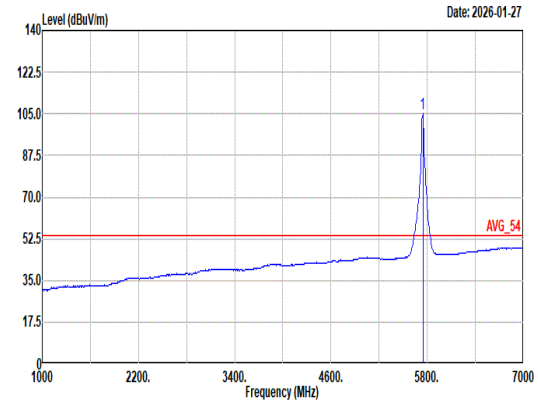 Site : 03CH16-HY Condition: AVG_54 3m 9120D-1522_250327 HORIZONTAL : RBW:1000.000kHz VBW:0.010kHz SWT:Auto Freq Level Limit Line Margin Read Level Ant Factor Cable Loss Preamp Factor Aux Factor APos TPos Remark MHz dBuV/m dBuV/m dB dBuV dB/m dB dB dB cm deg 1 5745.00 105.23 ------ ------ 95.68 33.78 12.06 36.29 0.00 100 59 Average

Mode	86	
	Band Edge	
	U-NII-3_5.725-5.85_802.11ax HE20_CH149_Full RU_5745MHz	
ANT	4+3	
Pol.	Vertical	Fundamental
Peak	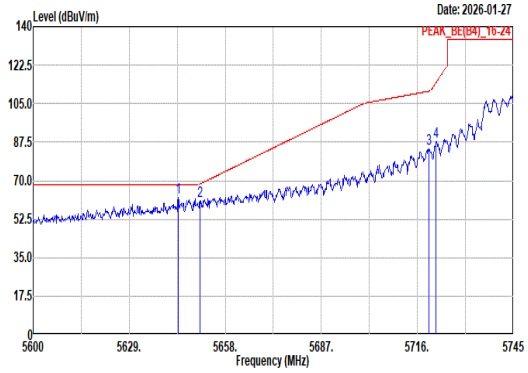 Site : 03CH16-HY Condition: PEAK_BE(B4)_16-24 3m 9120D-1522_250327 VERTICAL : RBW:1000.000kHz VBW:3000.000kHz SWT:Auto Freq Level Limit Line Margin Read Level Ant Factor Cable Loss Preamp Factor Aux Factor APos TPos Remark MHz dBuV/m dBuV/m dB dBuV dB/m dB dB dB cm deg 1 5643.79 62.09 68.20 -6.11 53.23 33.18 11.95 36.27 0.00 300 26 Peak 2 5650.46 60.76 68.54 -7.78 51.87 33.20 11.96 36.27 0.00 300 26 Peak 3 5719.48 84.46 110.65 -26.19 75.04 33.68 12.03 36.29 0.00 300 26 Peak 4 5721.66 87.84 114.57 -26.73 78.41 33.69 12.03 36.29 0.00 300 26 Peak	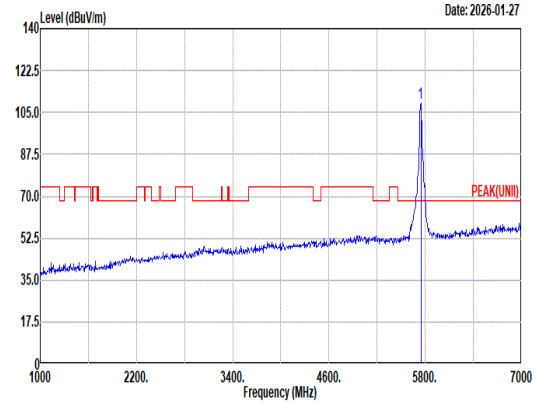 Site : 03CH16-HY Condition: PEAK(UNII) 3m 9120D-1522_250327 VERTICAL : RBW:1000.000kHz VBW:3000.000kHz SWT:Auto Freq Level Limit Line Margin Read Level Ant Factor Cable Loss Preamp Factor Aux Factor APos TPos Remark MHz dBuV/m dBuV/m dB dBuV dB/m dB dB dB cm deg 1 5745.00 108.81 ------ ------ 99.26 33.78 12.06 36.29 0.00 300 26 Peak
Avg	Blank	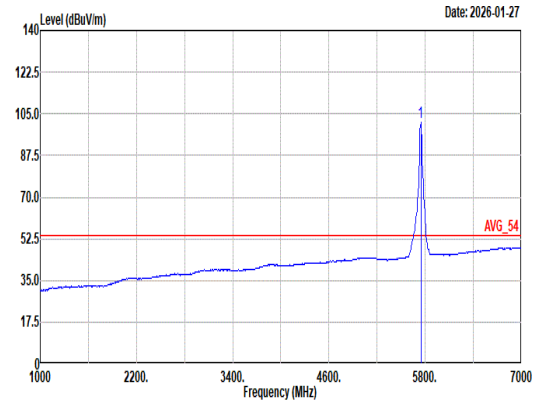 Site : 03CH16-HY Condition: AVG_54 3m 9120D-1522_250327 VERTICAL : RBW:1000.000kHz VBW:0.010kHz SWT:Auto Freq Level Limit Line Margin Read Level Ant Factor Cable Loss Preamp Factor Aux Factor APos TPos Remark MHz dBuV/m dBuV/m dB dBuV dB/m dB dB dB cm deg 1 5745.00 101.57 ------ ------ 92.02 33.78 12.06 36.29 0.00 300 26 Average

Mode	86	
	Harmonic	
	U-NII-3_5.725-5.85_802.11ax HE20_CH149_Full RU_5745MHz	
ANT	4+3	
Pol.	Horizontal	Vertical
Peak Avg	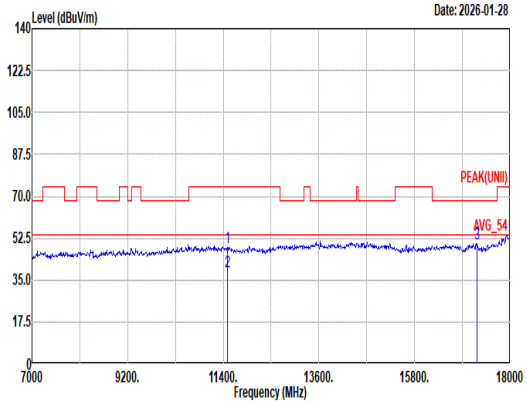 Site : 03CH16-HY Condition: PEAK(UNII) 3m 9120D-1522_250327 HORIZONTAL Freq Level Limit Line Margin Read Level Ant Factor Cable Loss Preamp Factor Aux Factor APos TPos Remark MHz dBuV/m dBuV/m dB dBuV dB/m dB dB dB cm deg 1 11490.00 48.83 74.00 -25.17 57.98 39.12 16.99 66.03 0.77 400 136 Peak 2 11490.00 38.35 54.00 -15.65 47.50 39.12 16.99 66.03 0.77 400 136 Average 3 17235.00 50.14 68.20 -18.06 55.77 38.67 20.98 66.08 0.80 -- -- Peak	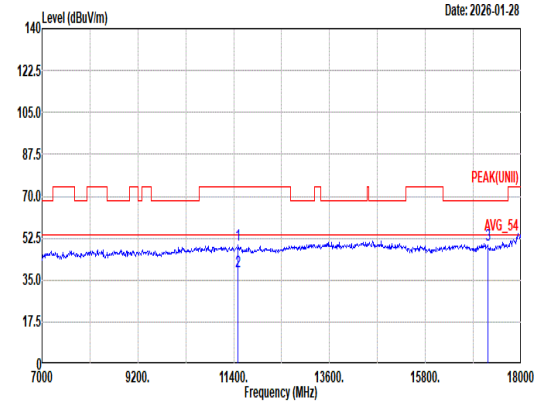 Site : 03CH16-HY Condition: PEAK(UNII) 3m 9120D-1522_250327 VERTICAL Freq Level Limit Line Margin Read Level Ant Factor Cable Loss Preamp Factor Aux Factor APos TPos Remark MHz dBuV/m dBuV/m dB dBuV dB/m dB dB dB cm deg 1 11490.00 49.79 74.00 -24.21 58.94 39.12 16.99 66.03 0.77 200 136 Peak 2 11490.00 38.38 54.00 -15.62 47.53 39.12 16.99 66.03 0.77 200 136 Average 3 17235.00 49.48 68.20 -18.72 55.11 38.67 20.98 66.08 0.80 -- -- Peak

Mode	86	
	Harmonic	
	U-NII-3_5.725-5.85_802.11ax HE20_CH149_Full RU_5745MHz	
ANT	4+3	
Pol.	Horizontal	Vertical
14.47G ~14.5G Avg	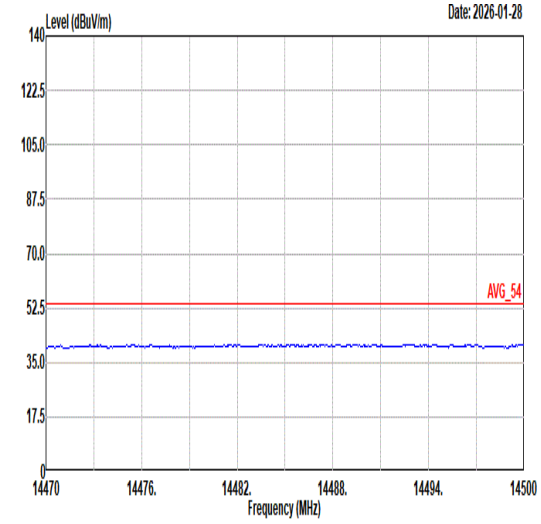 Site : 03CH16-HY Condition: AVG_54 3m 9120D-1522_250327 HORIZONTAL	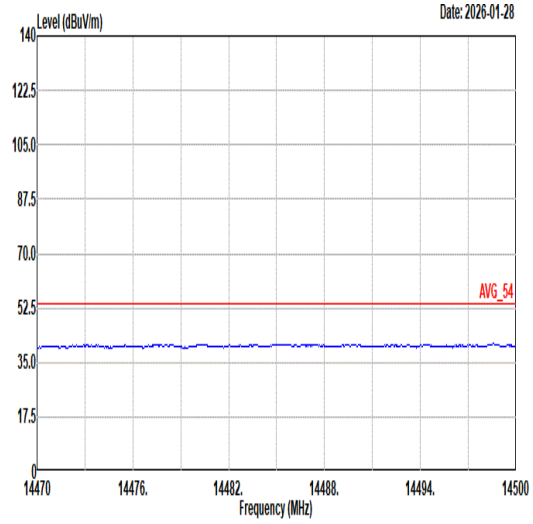 Site : 03CH16-HY Condition: AVG_54 3m 9120D-1522_250327 VERTICAL
17G ~18G Avg	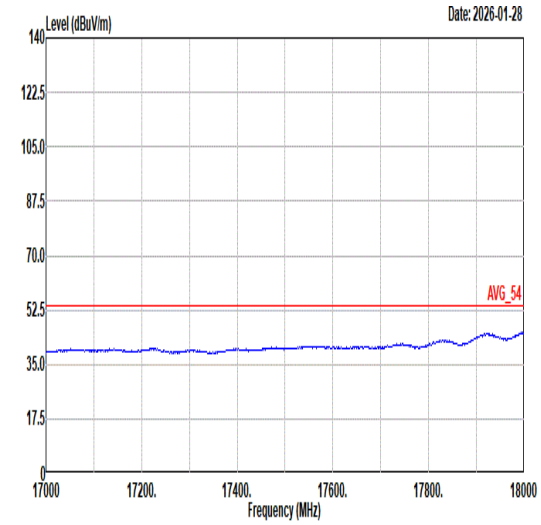 Site : 03CH16-HY Condition: AVG_54 3m 9120D-1522_250327 HORIZONTAL	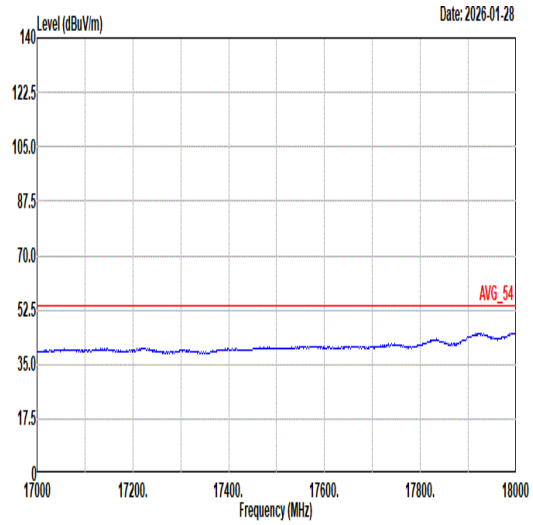 Site : 03CH16-HY Condition: AVG_54 3m 9120D-1522_250327 VERTICAL

Mode	87	
	Band Edge	
	U-NII-3_5.725-5.85_802.11ax HE20_CH149_26/0 RU_5745MHz	
ANT	4+3	
Pol.	Horizontal	Fundamental
Peak	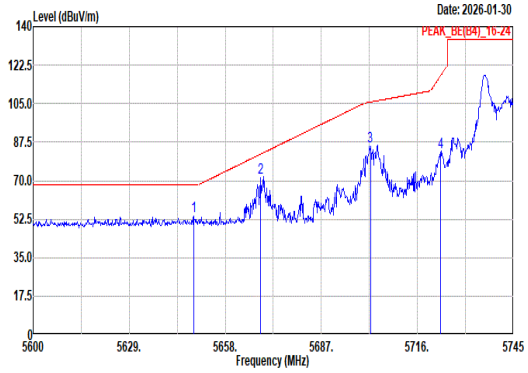 Site : 03CH16-HY Condition: PEAK_BE(B4)_16-24 3m 9120D-1522_250327 HORIZONTAL : RBW:1000.000kHz VBW:3000.000kHz SWT:Auto Freq Level Limit Line Margin Read Level Ant Factor Cable Loss Preamp Factor Aux Factor APos TPos Remark MHz dBuV/m dBuV/m dB dBuV dB/m dB dB dB cm deg 1 5648.43 53.67 68.20 -14.53 44.79 33.19 11.96 36.27 0.00 102 57 Peak 2 5668.59 71.14 81.99 -10.85 62.08 33.35 11.98 36.27 0.00 102 57 Peak 3 5701.79 85.80 105.70 -19.90 76.46 33.61 12.01 36.28 0.00 102 57 Peak 4 5722.96 82.84 117.55 -34.71 73.41 33.69 12.03 36.29 0.00 102 57 Peak	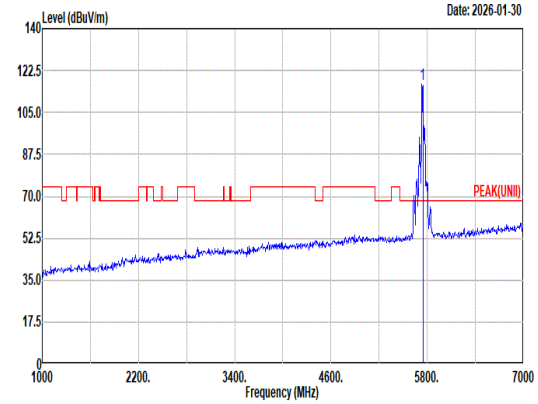 Site : 03CH16-HY Condition: PEAK(UNII) 3m 9120D-1522_250327 HORIZONTAL : RBW:1000.000kHz VBW:3000.000kHz SWT:Auto Freq Level Limit Line Margin Read Level Ant Factor Cable Loss Preamp Factor Aux Factor APos TPos Remark MHz dBuV/m dBuV/m dB dBuV dB/m dB dB dB cm deg 1 5745.00 116.81 ------ ------ 107.32 33.74 12.04 36.29 0.00 102 57 Peak
Avg	Blank	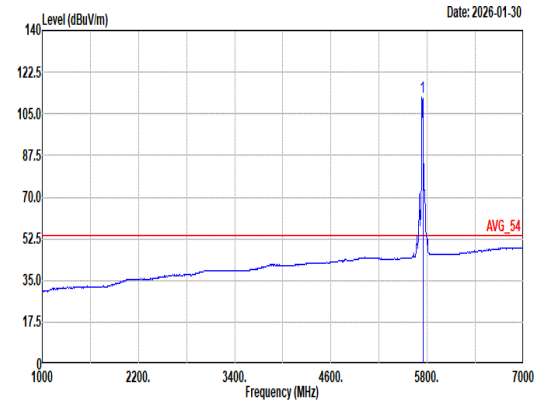 Site : 03CH16-HY Condition: AVG_54 3m 9120D-1522_250327 HORIZONTAL : RBW:1000.000kHz VBW:0.680kHz SWT:Auto Freq Level Limit Line Margin Read Level Ant Factor Cable Loss Preamp Factor Aux Factor APos TPos Remark MHz dBuV/m dBuV/m dB dBuV dB/m dB dB dB cm deg 1 5745.00 112.11 ------ ------ 102.62 33.74 12.04 36.29 0.00 102 57 Average

Mode	87	
	Band Edge	
	U-NII-3_5.725-5.85_802.11ax HE20_CH149_26/0 RU_5745MHz	
ANT	4+3	
Pol.	Vertical	Fundamental
Peak	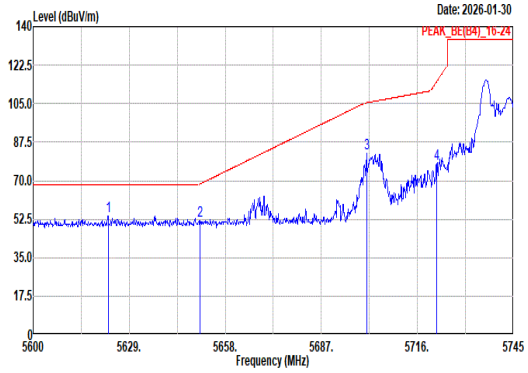 Site : 03CH16-HY Condition: PEAK_BE(B4)_16-24 3m 9120D-1522_250327 VERTICAL : RBW:1000.000kHz VBW:3000.000kHz SWT:Auto Freq Level Limit Line Margin Read Level Ant Factor Cable Loss Preamp Factor Aux Factor APos TPos Remark MHz dBuV/m dBuV/m dB dBuV dB/m dB dB dB cm deg 1 5622.62 53.93 68.20 -14.27 45.17 33.09 11.93 36.26 0.00 400 70 Peak 2 5650.32 52.02 68.43 -16.41 43.13 33.20 11.96 36.27 0.00 400 70 Peak 3 5700.63 82.44 105.38 -22.94 73.11 33.60 12.01 36.28 0.00 400 70 Peak 4 5721.80 77.90 114.91 -37.01 68.47 33.69 12.03 36.29 0.00 400 70 Peak	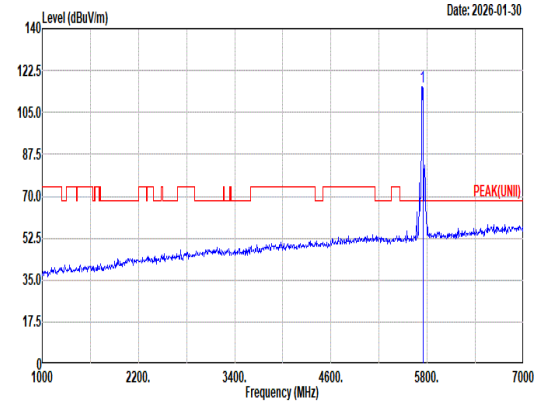 Site : 03CH16-HY Condition: PEAK(UNII) 3m 9120D-1522_250327 VERTICAL : RBW:1000.000kHz VBW:3000.000kHz SWT:Auto Freq Level Limit Line Margin Read Level Ant Factor Cable Loss Preamp Factor Aux Factor APos TPos Remark MHz dBuV/m dBuV/m dB dBuV dB/m dB dB dB cm deg 1 5745.00 115.61 ------ ------ 106.09 33.76 12.05 36.29 0.00 400 70 Peak
Avg	Blank	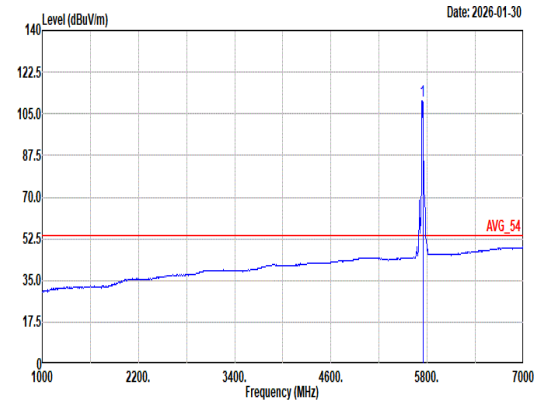 Site : 03CH16-HY Condition: AVG_54 3m 9120D-1522_250327 VERTICAL : RBW:1000.000kHz VBW:0.680kHz SWT:Auto Freq Level Limit Line Margin Read Level Ant Factor Cable Loss Preamp Factor Aux Factor APos TPos Remark MHz dBuV/m dBuV/m dB dBuV dB/m dB dB dB cm deg 1 5745.00 110.63 ------ ------ 101.14 33.74 12.04 36.29 0.00 400 70 Average

Mode	88	
	Band Edge	
	U-NII-3_5.725-5.85_802.11ax HE20_CH149_52/37 RU_5745MHz	
ANT	4+3	
Pol.	Horizontal	Fundamental
Peak	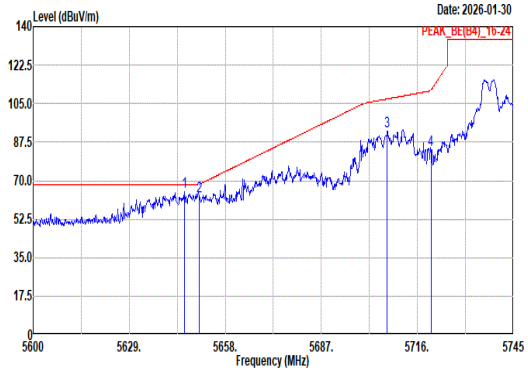 Site : 03CH16-HY Condition: PEAK_BE(B4)_16-24 3m 9120D-1522_250327 HORIZONTAL : RBW:1000.000kHz VBW:3000.000kHz SWT:Auto Freq Level Limit Line Margin Read Level Ant Factor Cable Loss Preamp Factor Aux Factor APos TPos Remark MHz dBuV/m dBuV/m dB dBuV dB/m dB dB dB cm deg 1 5645.68 64.73 68.20 -3.47 55.86 33.18 11.96 36.27 0.00 100 59 Peak 2 5650.03 62.91 68.22 -5.31 54.02 33.20 11.96 36.27 0.00 100 59 Peak 3 5706.87 92.21 107.12 -14.91 82.84 33.63 12.02 36.28 0.00 100 59 Peak 4 5720.06 84.04 110.94 -26.90 74.62 33.68 12.03 36.29 0.00 100 59 Peak	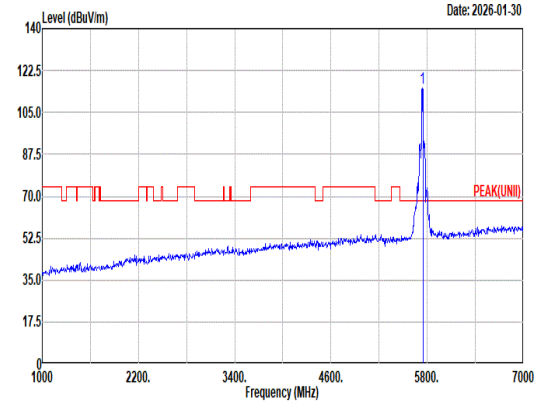 Site : 03CH16-HY Condition: PEAK(UNII) 3m 9120D-1522_250327 HORIZONTAL : RBW:1000.000kHz VBW:3000.000kHz SWT:Auto Freq Level Limit Line Margin Read Level Ant Factor Cable Loss Preamp Factor Aux Factor APos TPos Remark MHz dBuV/m dBuV/m dB dBuV dB/m dB dB dB cm deg 1 5745.00 115.34 ------ ------ 105.82 33.76 12.05 36.29 0.00 100 59 Peak
Avg	Blank	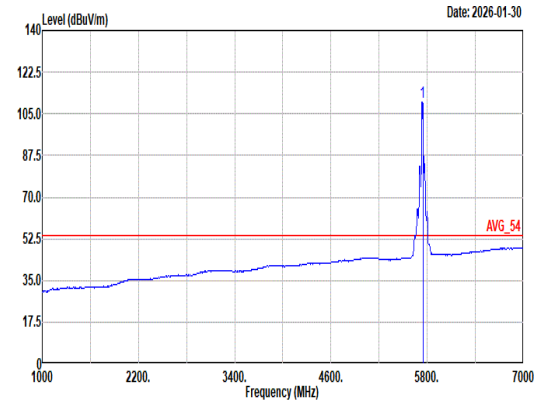 Site : 03CH16-HY Condition: AVG_54 3m 9120D-1522_250327 HORIZONTAL : RBW:1000.000kHz VBW:0.750kHz SWT:Auto Freq Level Limit Line Margin Read Level Ant Factor Cable Loss Preamp Factor Aux Factor APos TPos Remark MHz dBuV/m dBuV/m dB dBuV dB/m dB dB dB cm deg 1 5745.00 109.72 ------ ------ 100.20 33.76 12.05 36.29 0.00 100 59 Average

Mode	88	
	Band Edge	
	U-NII-3_5.725-5.85_802.11ax HE20_CH149_52/37 RU_5745MHz	
ANT	4+3	
Pol.	Vertical	Fundamental
Peak	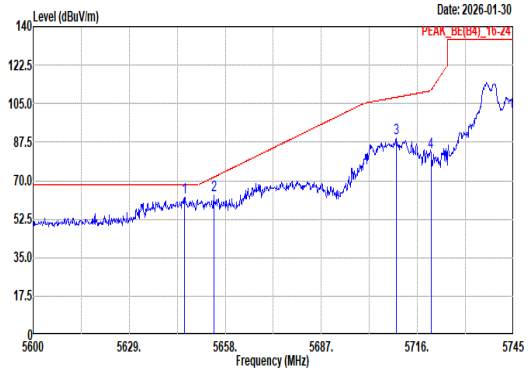 Site : 03CH16-HY Condition: PEAK_BE(B4)_16-24 3m 9120D-1522_250327 VERTICAL : RBW:1000.000kHz VBW:3000.000kHz SWT:Auto Freq Level Limit Line Margin Read Level Ant Factor Cable Loss Preamp Factor Aux Factor APos TPos Remark MHz dBuV/m dBuV/m dB dBuV dB/m dB dB dB cm deg 1 5645.68 62.37 68.20 -5.83 53.50 33.18 11.96 36.27 0.00 399 71 Peak 2 5654.52 63.33 71.56 -8.23 54.40 33.24 11.96 36.27 0.00 399 71 Peak 3 5709.62 89.04 107.90 -18.86 79.66 33.64 12.02 36.28 0.00 399 71 Peak 4 5720.06 82.96 110.94 -27.98 73.54 33.68 12.03 36.29 0.00 399 71 Peak	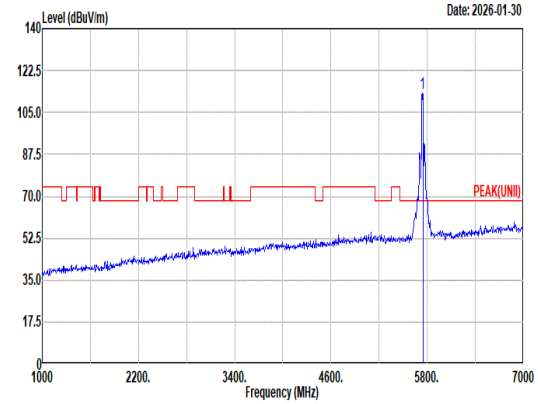 Site : 03CH16-HY Condition: PEAK(UNII) 3m 9120D-1522_250327 VERTICAL : RBW:1000.000kHz VBW:3000.000kHz SWT:Auto Freq Level Limit Line Margin Read Level Ant Factor Cable Loss Preamp Factor Aux Factor APos TPos Remark MHz dBuV/m dBuV/m dB dBuV dB/m dB dB dB cm deg 1 5745.00 113.13 ------ ------ 103.61 33.76 12.05 36.29 0.00 399 71 Peak
Avg	Blank	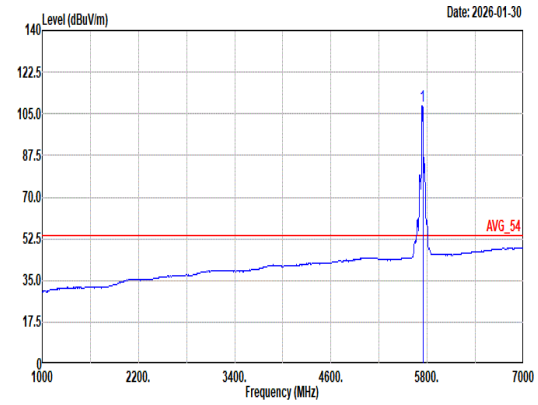 Site : 03CH16-HY Condition: AVG_54 3m 9120D-1522_250327 VERTICAL : RBW:1000.000kHz VBW:0.750kHz SWT:Auto Freq Level Limit Line Margin Read Level Ant Factor Cable Loss Preamp Factor Aux Factor APos TPos Remark MHz dBuV/m dBuV/m dB dBuV dB/m dB dB dB cm deg 1 5745.00 108.33 ------ ------ 98.81 33.76 12.05 36.29 0.00 399 71 Average

Mode	89
	Band Edge
	U-NII-3_5.725-5.85_802.11ax HE20_CH149_106/53 RU_5745MHz
ANT	4+3

Pol.	Horizontal	Fundamental
Peak	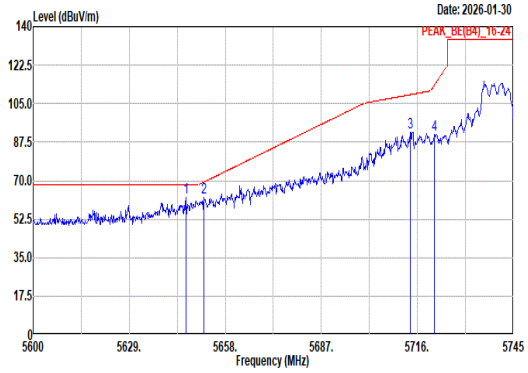 Site : 03CH16-HY Condition: PEAK_BE(B4)_16-24 3m 9120D-1522_250327 HORIZONTAL : RBW:1000.000kHz VBW:3000.000kHz SWT:Auto Freq Level Limit Line Margin Read Level Ant Factor Cable Loss Preamp Factor Aux Factor APos TPos Remark MHz dBuV/m dBuV/m dB dBuV dB/m dB dB dB cm deg 1 5646.11 62.24 68.20 -5.96 53.37 33.18 11.96 36.27 0.00 100 56 Peak 2 5651.62 62.45 69.40 -6.95 53.55 33.21 11.96 36.27 0.00 100 56 Peak 3 5713.83 91.92 109.07 -17.15 82.53 33.66 12.02 36.29 0.00 100 56 Peak 4 5721.08 91.06 113.25 -22.19 81.64 33.68 12.03 36.29 0.00 100 56 Peak	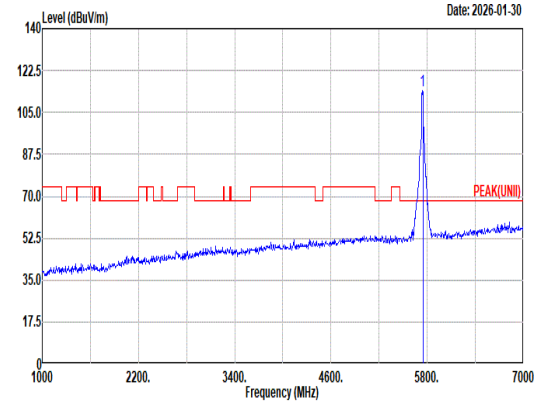 Site : 03CH16-HY Condition: PEAK(UNII) 3m 9120D-1522_250327 HORIZONTAL : RBW:1000.000kHz VBW:3000.000kHz SWT:Auto Freq Level Limit Line Margin Read Level Ant Factor Cable Loss Preamp Factor Aux Factor APos TPos Remark MHz dBuV/m dBuV/m dB dBuV dB/m dB dB dB cm deg 1 5745.00 114.00 ------ ------ 104.48 33.76 12.05 36.29 0.00 100 56 Peak
Avg	Blank	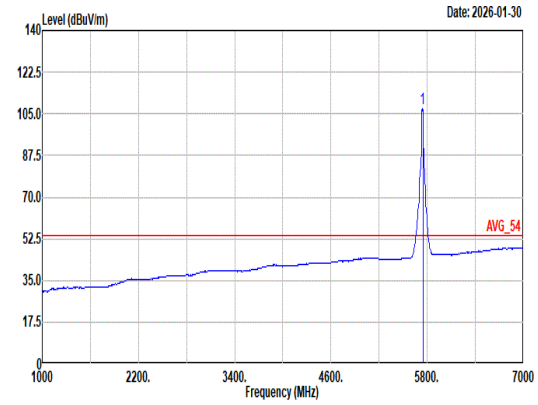 Site : 03CH16-HY Condition: AVG_54 3m 9120D-1522_250327 HORIZONTAL : RBW:1000.000kHz VBW:0.820kHz SWT:Auto Freq Level Limit Line Margin Read Level Ant Factor Cable Loss Preamp Factor Aux Factor APos TPos Remark MHz dBuV/m dBuV/m dB dBuV dB/m dB dB dB cm deg 1 5745.00 107.41 ------ ------ 97.89 33.76 12.05 36.29 0.00 100 56 Average

Mode	89	
	Band Edge	
	U-NII-3_5.725-5.85_802.11ax HE20_CH149_106/53 RU_5745MHz	
ANT	4+3	
Pol.	Vertical	Fundamental
Peak	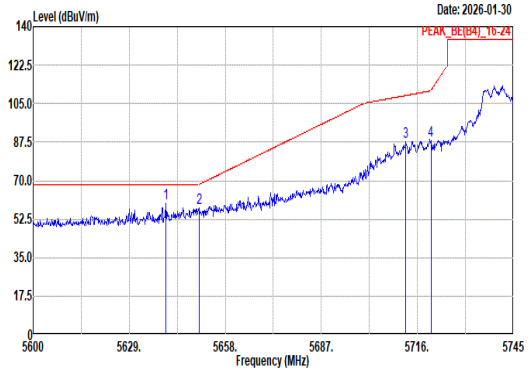 Site : 03CH16-HY Condition: PEAK_BE(B4)_16-24 3m 9120D-1522_250327 VERTICAL : RBW:1000.000kHz VBW:3000.000kHz SWT:Auto Freq Level Limit Line Margin Read Level Ant Factor Cable Loss Preamp Factor Aux Factor APos TPos Remark MHz dBuV/m dBuV/m dB dBuV dB/m dB dB dB cm deg 1 5640.17 59.46 68.20 -8.74 50.62 33.16 11.95 36.27 0.00 400 70 Peak 2 5650.03 57.63 68.22 -10.59 48.74 33.20 11.96 36.27 0.00 400 70 Peak 3 5712.52 87.88 108.71 -20.83 78.50 33.65 12.02 36.29 0.00 400 70 Peak 4 5720.06 88.24 110.94 -22.70 78.82 33.68 12.03 36.29 0.00 400 70 Peak	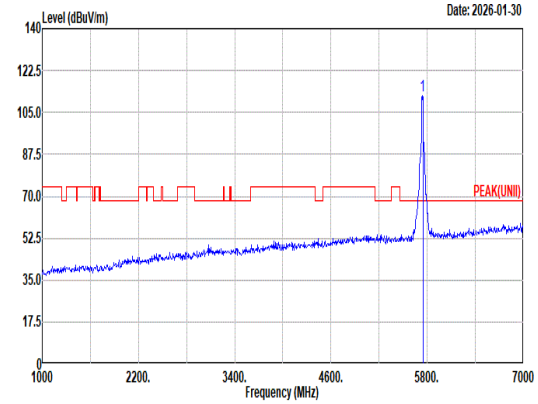 Site : 03CH16-HY Condition: PEAK(UNII) 3m 9120D-1522_250327 VERTICAL : RBW:1000.000kHz VBW:3000.000kHz SWT:Auto Freq Level Limit Line Margin Read Level Ant Factor Cable Loss Preamp Factor Aux Factor APos TPos Remark MHz dBuV/m dBuV/m dB dBuV dB/m dB dB dB cm deg 1 5745.00 112.10 ------ ------ 102.58 33.76 12.05 36.29 0.00 400 70 Peak
Avg	Blank	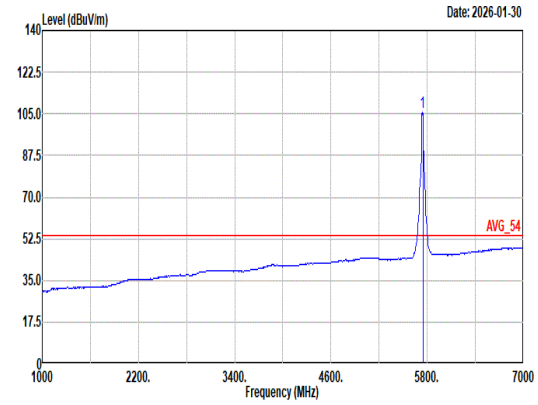 Site : 03CH16-HY Condition: AVG_54 3m 9120D-1522_250327 VERTICAL : RBW:1000.000kHz VBW:0.820kHz SWT:Auto Freq Level Limit Line Margin Read Level Ant Factor Cable Loss Preamp Factor Aux Factor APos TPos Remark MHz dBuV/m dBuV/m dB dBuV dB/m dB dB dB cm deg 1 5745.00 105.70 ------ ------ 96.18 33.76 12.05 36.29 0.00 400 70 Average

Mode	90	
	Band Edge - L	
	U-NII-3_5.725-5.85_802.11ax HE20_CH157_Full RU_5785MHz	
ANT	4+3	
Pol.	Horizontal	Fundamental
Peak	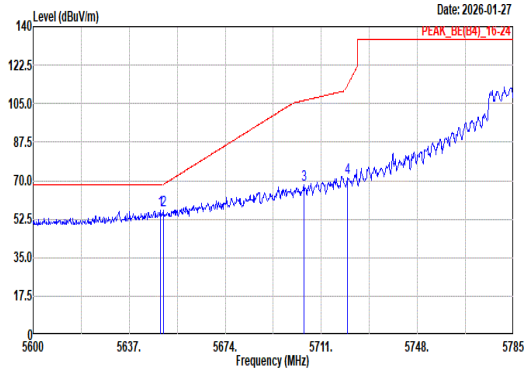 Site : 03CH16-HY Condition: PEAK_BE(B4)_16-24 3m 9120D-1522_250327 HORIZONTAL : RBW:1000.000kHz VBW:3000.000kHz SWT:Auto Freq Level Limit Line Margin Read Level Ant Factor Cable Loss Preamp Factor Aux Factor APos TPos Remark 1 5649.03 56.72 68.20 -11.48 47.83 33.20 11.96 36.27 0.00 101 57 Peak 2 5650.14 56.54 68.30 -11.76 47.65 33.20 11.96 36.27 0.00 101 57 Peak 3 5704.34 68.29 106.42 -38.13 58.94 33.62 12.01 36.28 0.00 101 57 Peak 4 5721.18 71.54 113.48 -41.94 62.12 33.68 12.03 36.29 0.00 101 57 Peak	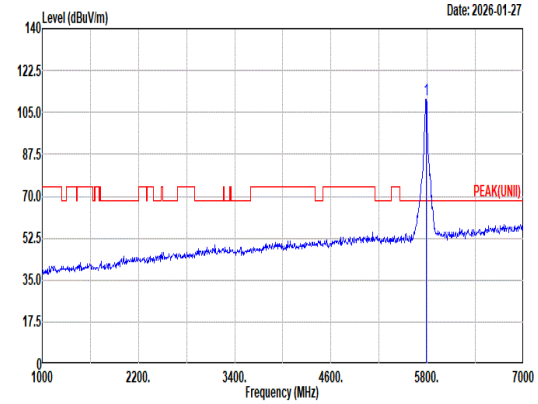 Site : 03CH16-HY Condition: PEAK(UNII) 3m 9120D-1522_250327 HORIZONTAL : RBW:1000.000kHz VBW:3000.000kHz SWT:Auto Freq Level Limit Line Margin Read Level Ant Factor Cable Loss Preamp Factor Aux Factor APos TPos Remark 1 5785.00 110.35 ------ ------ 100.60 33.95 12.10 36.30 0.00 101 57 Peak
Avg	Blank	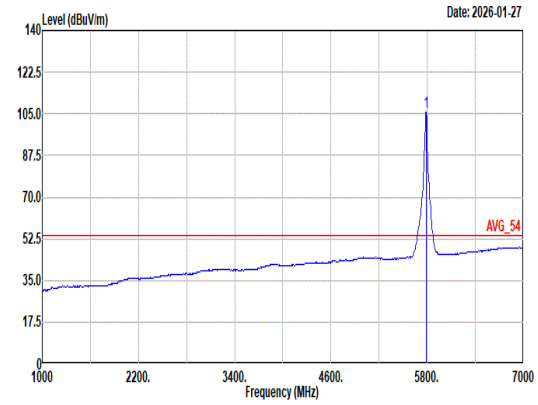 Site : 03CH16-HY Condition: AVG_54 3m 9120D-1522_250327 HORIZONTAL : RBW:1000.000kHz VBW:0.010kHz SWT:Auto Freq Level Limit Line Margin Read Level Ant Factor Cable Loss Preamp Factor Aux Factor APos TPos Remark 1 5785.00 105.52 ------ ------ 95.77 33.95 12.10 36.30 0.00 101 57 Average

Mode	90	
	Band Edge - R	
	U-NII-3_5.725-5.85_802.11ax HE20_CH157_Full RU_5785MHz	
ANT	4+3	
Pol.	Horizontal	Fundamental
Peak	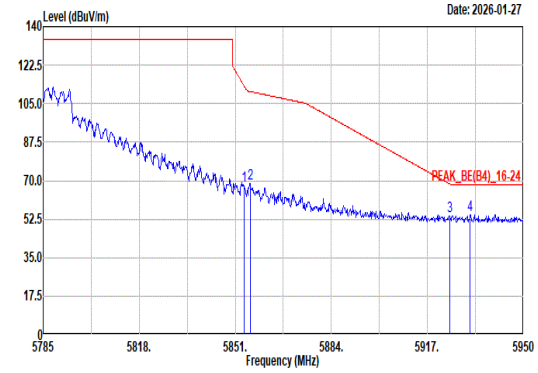 Site : 03CH16-HY Condition: PEAK_BE(B4)_16-24 3m 9120D-1522_250327 HORIZONTAL : RBW:1000.000kHz VBW:3000.000kHz SWT:Auto Limit Read Ant Cable Preamp Aux APos TPos Freq Level Line Margin Level Factor Loss Factor Factor Remark MHz dBuV/m dBuV/m dB dBuV dB/m dB dB dB cm deg 1 5854.14 67.71 112.77 -45.06 57.65 34.21 12.17 36.32 0.00 101 57 Peak 2 5856.12 68.59 110.49 -41.90 58.53 34.21 12.17 36.32 0.00 101 57 Peak 3 5924.59 53.88 68.50 -14.62 43.67 34.30 12.25 36.34 0.00 101 57 Peak 4 5931.69 54.60 68.20 -13.60 44.38 34.30 12.26 36.34 0.00 101 57 Peak	Blank

Mode	90
	Band Edge - L
	U-NII-3_5.725-5.85_802.11ax HE20_CH157_Full RU_5785MHz
ANT	4+3

Pol.	Vertical	Fundamental
Peak	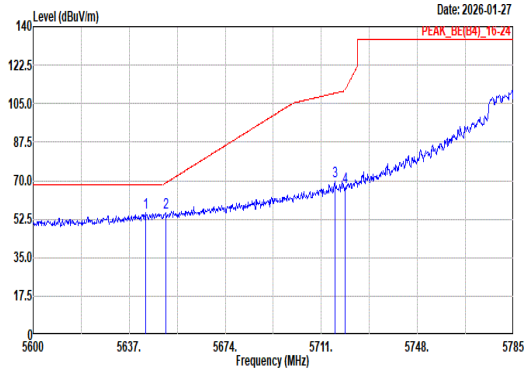 Site : 03CH16-HY Condition: PEAK_BE(B4)_16-24 3m 9120D-1522_250327 VERTICAL : RBW:1000.000kHz VBW:3000.000kHz SWT:Auto Freq Level Limit Line Margin Read Level Ant Factor Cable Loss Preamp Factor Aux Factor APos TPos Remark MHz dBuV/m dBuV/m dB dBuV dB/m dB dB dB cm deg 1 5643.29 55.71 68.20 -12.49 46.86 33.17 11.95 36.27 0.00 341 76 Peak 2 5651.25 55.42 69.13 -13.71 46.52 33.21 11.96 36.27 0.00 341 76 Peak 3 5716.18 69.90 109.73 -39.83 60.50 33.66 12.03 36.29 0.00 341 76 Peak 4 5720.07 66.85 110.95 -44.10 57.43 33.68 12.03 36.29 0.00 341 76 Peak	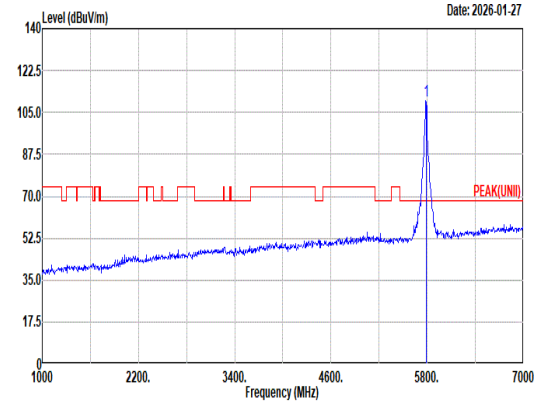 Site : 03CH16-HY Condition: PEAK(UNII) 3m 9120D-1522_250327 VERTICAL : RBW:1000.000kHz VBW:3000.000kHz SWT:Auto Freq Level Limit Line Margin Read Level Ant Factor Cable Loss Preamp Factor Aux Factor APos TPos Remark MHz dBuV/m dBuV/m dB dBuV dB/m dB dB dB cm deg 1 5785.00 109.98 ------ ------ 100.26 33.93 12.09 36.30 0.00 341 76 Peak
Avg	Blank	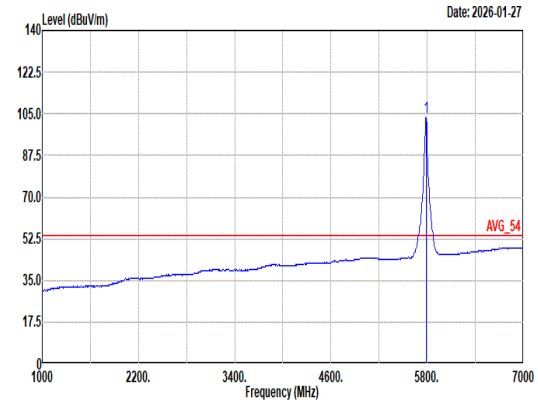 Site : 03CH16-HY Condition: AVG_54 3m 9120D-1522_250327 VERTICAL : RBW:1000.000kHz VBW:0.010kHz SWT:Auto Freq Level Limit Line Margin Read Level Ant Factor Cable Loss Preamp Factor Aux Factor APos TPos Remark MHz dBuV/m dBuV/m dB dBuV dB/m dB dB dB cm deg 1 5785.00 103.37 ------ ------ 93.65 33.93 12.09 36.30 0.00 341 76 Average

Mode	90	
	Band Edge - R	
	U-NII-3_5.725-5.85_802.11ax HE20_CH157_Full RU_5785MHz	
ANT	4+3	
Pol.	Vertical	Fundamental
Peak	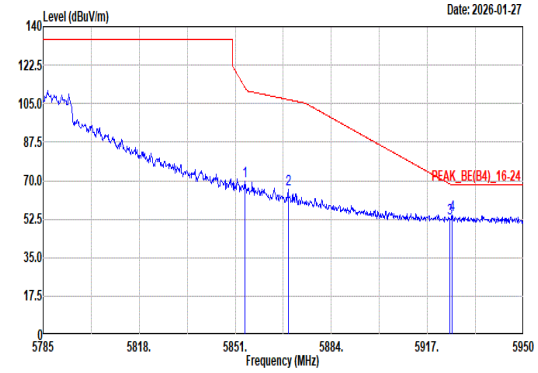 Site : 03CH16-HY Condition: PEAK_BE(B4)_16-24 3m 9120D-1522_250327 VERTICAL : RBW:1000.000kHz VBW:3000.000kHz SWT:Auto Limit Read Ant Cable Preamp Aux APos TPos Freq Level Line Margin Level Factor Loss Factor Factor Remark MHz dBuV/m dBuV/m dB dBuV dB/m dB dB dB cm deg 1 5854.30 69.67 112.40 -42.73 59.61 34.21 12.17 36.32 0.00 341 76 Peak 2 5869.15 66.28 106.84 -40.56 56.18 34.24 12.19 36.33 0.00 341 76 Peak 3 5924.59 52.94 68.50 -15.56 42.73 34.30 12.25 36.34 0.00 341 76 Peak 4 5925.42 54.57 68.20 -13.63 44.36 34.30 12.25 36.34 0.00 341 76 Peak	Blank

Mode	90	
	Harmonic	
	U-NII-3_5.725-5.85_802.11ax HE20_CH157_Full RU_5785MHz	
ANT	4+3	
Pol.	Horizontal	Vertical
Peak Avg	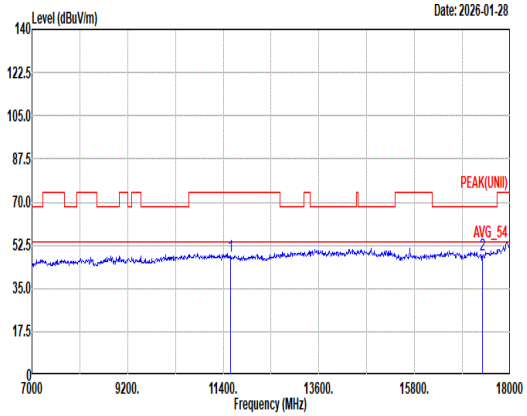 Site : 03CH16-HY Condition: PEAK(UNII) 3m 9120D-1522_250327 HORIZONTAL Freq Level Limit Line Margin Read Level Ant Factor Cable Loss Preamp Factor Aux Factor APos TPos Remark MHz dBuV/m dBuV/m dB dBuV dB/m dB dB dB cm deg 1 11570.00 47.87 74.00 -26.13 57.30 38.82 17.05 66.06 0.76 -- -- Peak 2 17355.00 48.81 68.20 -19.39 54.07 38.82 21.05 65.94 0.81 -- -- Peak	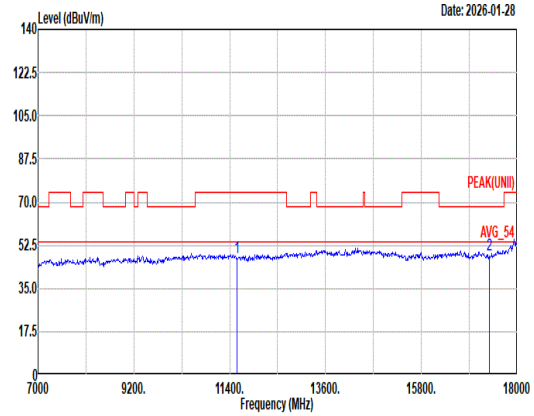 Site : 03CH16-HY Condition: PEAK(UNII) 3m 9120D-1522_250327 VERTICAL Freq Level Limit Line Margin Read Level Ant Factor Cable Loss Preamp Factor Aux Factor APos TPos Remark MHz dBuV/m dBuV/m dB dBuV dB/m dB dB dB cm deg 1 11570.00 47.79 74.00 -26.21 57.22 38.82 17.05 66.06 0.76 -- -- Peak 2 17355.00 48.44 68.20 -19.76 53.70 38.82 21.05 65.94 0.81 -- -- Peak

Mode	90	
	Harmonic	
	U-NII-3_5.725-5.85_802.11ax HE20_CH157_Full RU_5785MHz	
ANT	4+3	
Pol.	Horizontal	Vertical
14.47G ~14.5G Avg	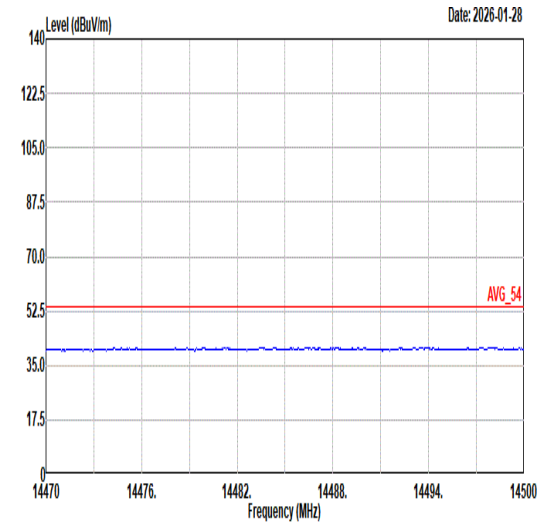 Site : 03CH16-HY Condition: AVG_54 3m 9120D-1522_250327 HORIZONTAL	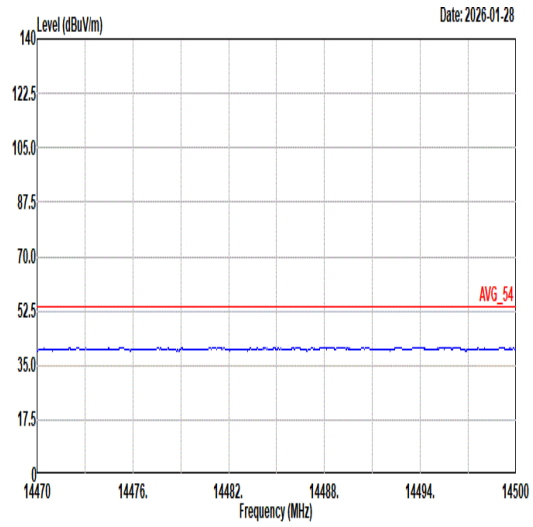 Site : 03CH16-HY Condition: AVG_54 3m 9120D-1522_250327 VERTICAL
17G ~18G Avg	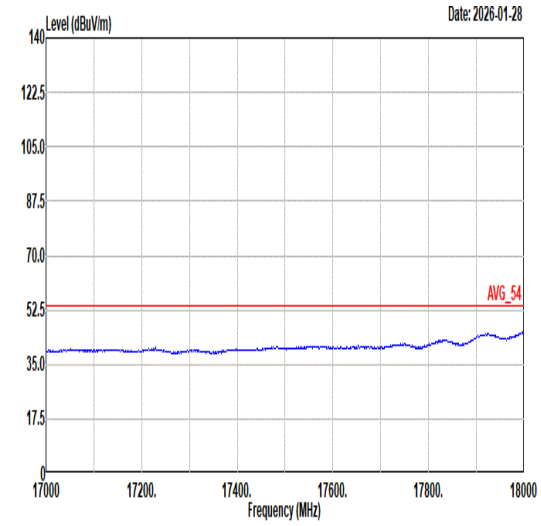 Site : 03CH16-HY Condition: AVG_54 3m 9120D-1522_250327 HORIZONTAL	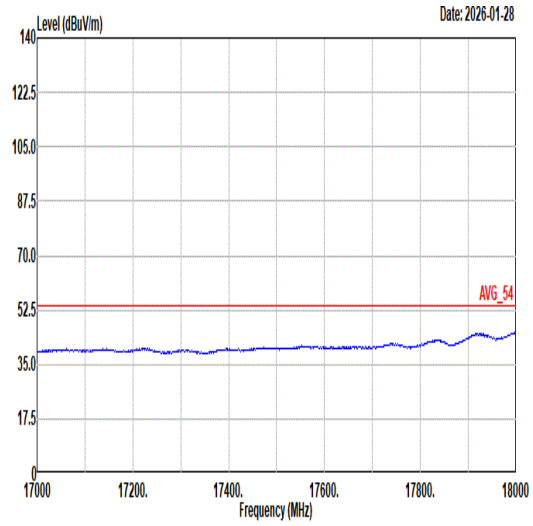 Site : 03CH16-HY Condition: AVG_54 3m 9120D-1522_250327 VERTICAL

Mode	91	
	Band Edge	
	U-NII-3_5.725-5.85_802.11ax HE20_CH165_Full RU_5825MHz	
ANT	4+3	
Pol.	Horizontal	Fundamental
Peak	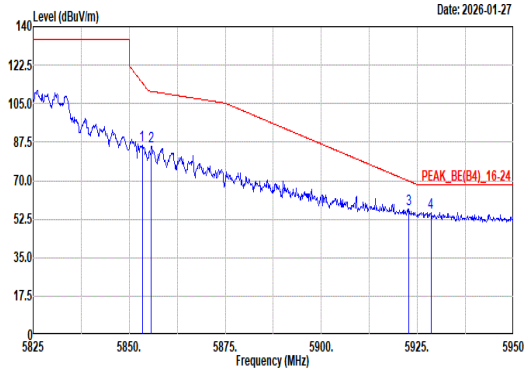 Site : 03CH16-HY Condition: PEAK_BE(B4)_16-24 3m 9120D-1522_250327 HORIZONTAL : RBW:1000.000kHz VBW:3000.000kHz SWT:Auto Freq Level Limit Line Margin Read Level Ant Factor Cable Loss Preamp Factor Aux Factor APos TPos Remark MHz dBuV/m dBuV/m dB dBuV dB/m dB dB dB cm deg 1 5853.38 86.15 114.50 -28.35 76.09 34.21 12.17 36.32 0.00 100 52 Peak 2 5855.75 85.60 110.59 -24.99 75.54 34.21 12.17 36.32 0.00 100 52 Peak 3 5922.75 57.05 69.86 -12.81 46.84 34.30 12.25 36.34 0.00 100 52 Peak 4 5928.50 55.71 68.20 -12.49 45.49 34.30 12.26 36.34 0.00 100 52 Peak	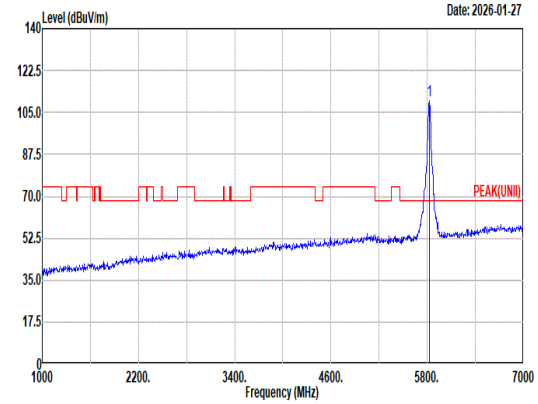 Site : 03CH16-HY Condition: PEAK(UNII) 3m 9120D-1522_250327 HORIZONTAL : RBW:1000.000kHz VBW:3000.000kHz SWT:Auto Freq Level Limit Line Margin Read Level Ant Factor Cable Loss Preamp Factor Aux Factor APos TPos Remark MHz dBuV/m dBuV/m dB dBuV dB/m dB dB dB cm deg 1 5825.00 109.78 ------ ------ 99.85 34.10 12.14 36.31 0.00 100 52 Peak
Avg	Blank	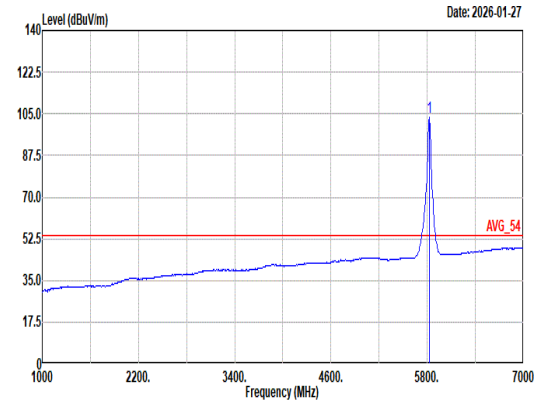 Site : 03CH16-HY Condition: AVG_54 3m 9120D-1522_250327 HORIZONTAL : RBW:1000.000kHz VBW:0.010kHz SWT:Auto Freq Level Limit Line Margin Read Level Ant Factor Cable Loss Preamp Factor Aux Factor APos TPos Remark MHz dBuV/m dBuV/m dB dBuV dB/m dB dB dB cm deg 1 5825.00 103.52 ------ ------ 93.59 34.10 12.14 36.31 0.00 100 52 Average

Mode	91
	Band Edge
	U-NII-3_5.725-5.85_802.11ax HE20_CH165_Full RU_5825MHz
ANT	4+3

Pol.	Vertical	Fundamental
Peak	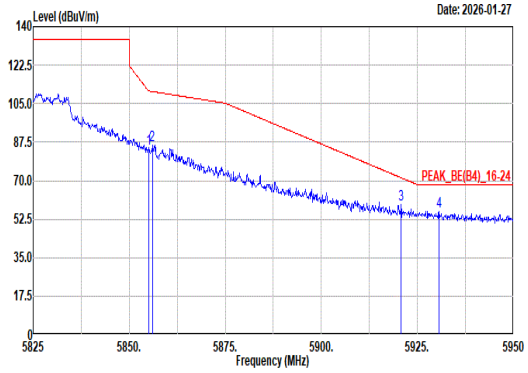 Site : 03CH16-HY Condition: PEAK_BE(B4)_16-24 3m 9120D-1522_250327 VERTICAL : RBW:1000.000kHz VBW:3000.000kHz SWT:Auto Freq Level Limit Line Margin Read Level Ant Factor Cable Loss Preamp Factor Aux Factor APos TPos Remark MHz dBuV/m dBuV/m dB dBuV dB/m dB dB dB cm deg 1 5855.00 84.32 110.80 -26.48 74.26 34.21 12.17 36.32 0.00 300 68 Peak 2 5856.00 86.14 110.52 -24.38 76.08 34.21 12.17 36.32 0.00 300 68 Peak 3 5920.75 59.36 71.33 -11.97 49.15 34.30 12.25 36.34 0.00 300 68 Peak 4 5930.63 56.15 68.20 -12.05 45.93 34.30 12.26 36.34 0.00 300 68 Peak	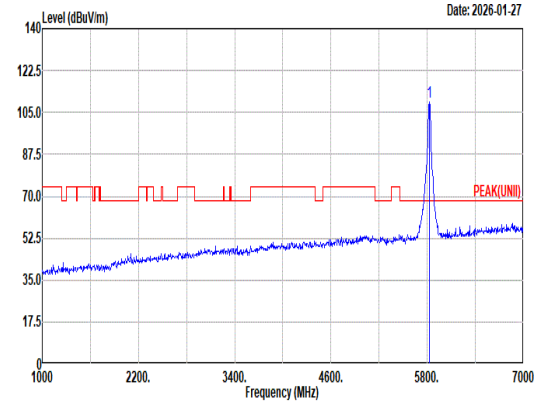 Site : 03CH16-HY Condition: PEAK(UNII) 3m 9120D-1522_250327 VERTICAL : RBW:1000.000kHz VBW:3000.000kHz SWT:Auto Freq Level Limit Line Margin Read Level Ant Factor Cable Loss Preamp Factor Aux Factor APos TPos Remark MHz dBuV/m dBuV/m dB dBuV dB/m dB dB dB cm deg 1 5825.00 109.28 ------ ------ 99.35 34.10 12.14 36.31 0.00 300 68 Peak
Avg	Blank	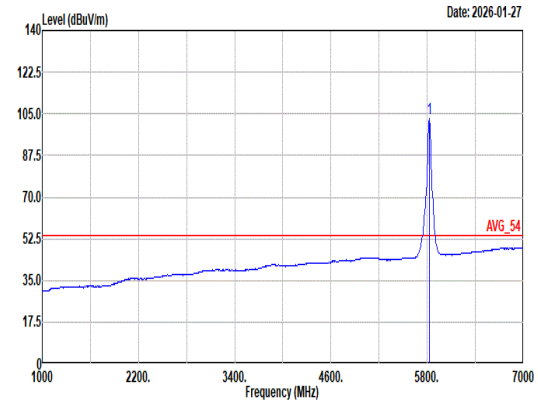 Site : 03CH16-HY Condition: AVG_54 3m 9120D-1522_250327 VERTICAL : RBW:1000.000kHz VBW:0.010kHz SWT:Auto Freq Level Limit Line Margin Read Level Ant Factor Cable Loss Preamp Factor Aux Factor APos TPos Remark MHz dBuV/m dBuV/m dB dBuV dB/m dB dB dB cm deg 1 5825.00 103.10 ------ ------ 93.17 34.10 12.14 36.31 0.00 300 68 Average

Mode	91	
	Harmonic	
	U-NII-3_5.725-5.85_802.11ax HE20_CH165_Full RU_5825MHz	
ANT	4+3	
Pol.	Horizontal	Vertical
Peak Avg	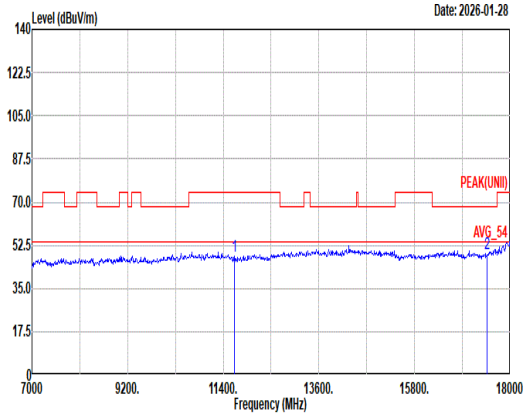 Site : 03CH16-HY Condition: PEAK(UNII) 3m 9120D-1522_250327 HORIZONTAL Freq Level Limit Line Margin Read Level Ant Factor Cable Loss Preamp Factor Aux Factor APos TPos Remark MHz dBuV/m dBuV/m dB dBuV dB/m dB dB dB cm deg 1 11650.00 47.92 74.00 -26.08 57.56 38.60 17.12 66.10 0.74 -- -- Peak 2 17475.00 49.02 68.20 -19.18 53.82 39.05 21.12 65.79 0.82 -- -- Peak	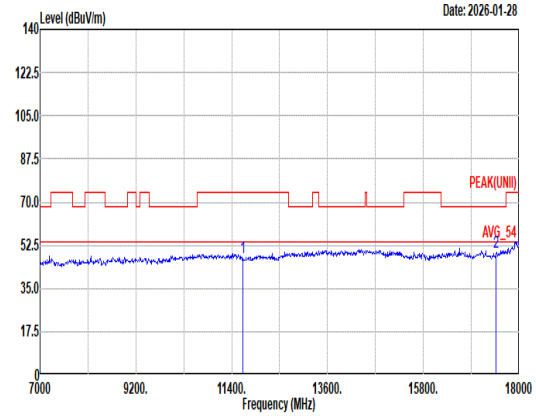 Site : 03CH16-HY Condition: PEAK(UNII) 3m 9120D-1522_250327 VERTICAL Freq Level Limit Line Margin Read Level Ant Factor Cable Loss Preamp Factor Aux Factor APos TPos Remark MHz dBuV/m dBuV/m dB dBuV dB/m dB dB dB cm deg 1 11650.00 47.36 74.00 -26.64 57.00 38.60 17.12 66.10 0.74 -- -- Peak 2 17475.00 49.59 68.20 -18.61 54.39 39.05 21.12 65.79 0.82 -- -- Peak

Mode	91	
	Harmonic	
	U-NII-3_5.725-5.85_802.11ax HE20_CH165_Full RU_5825MHz	
ANT	4+3	
Pol.	Horizontal	Vertical
14.47G ~14.5G Avg	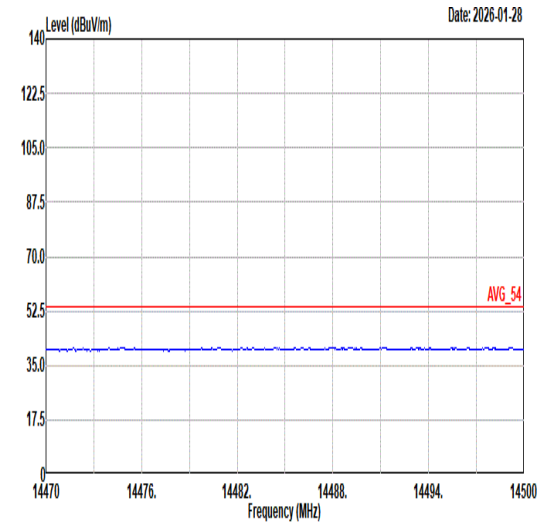 Site : 03CH16-HY Condition: AVG_54 3m 9120D-1522_250327 HORIZONTAL	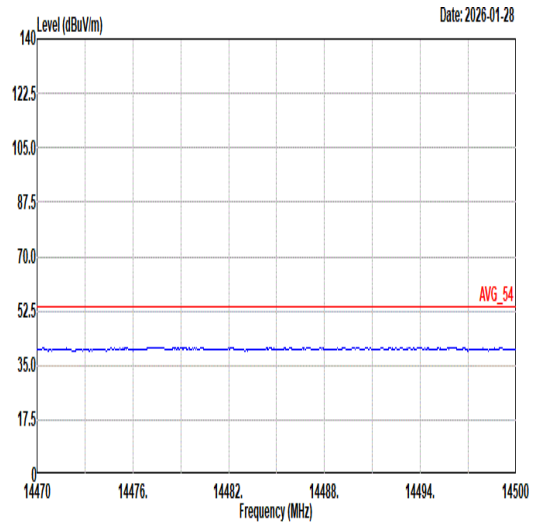 Site : 03CH16-HY Condition: AVG_54 3m 9120D-1522_250327 VERTICAL
17G ~18G Avg	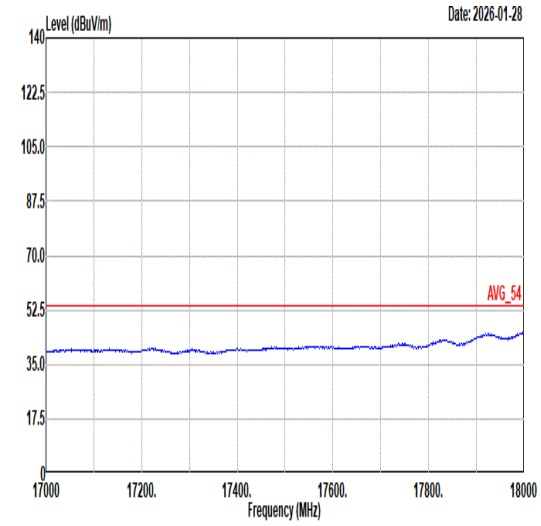 Site : 03CH16-HY Condition: AVG_54 3m 9120D-1522_250327 HORIZONTAL	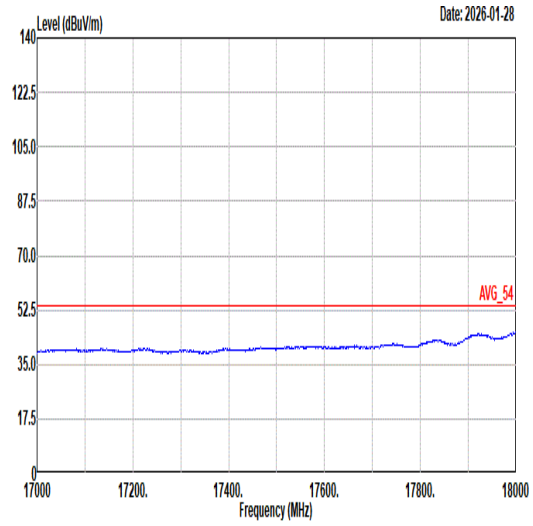 Site : 03CH16-HY Condition: AVG_54 3m 9120D-1522_250327 VERTICAL

Mode	92	
	Band Edge	
	U-NII-3_5.725-5.85_802.11ax HE20_CH165_26/8 RU_5825MHz	
ANT	4+3	
Pol.	Horizontal	Fundamental
Peak	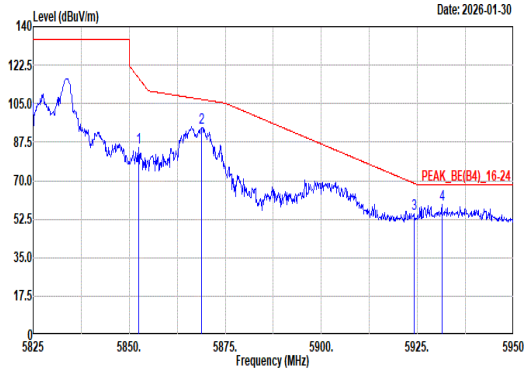 Site : 03CH16-HY Condition: PEAK_BE(B4)_16-24 3m 9120D-1522_250327 HORIZONTAL : RBW:1000.000kHz VBW:3000.000kHz SWT:Auto Freq Level Limit Line Margin Read Level Ant Factor Cable Loss Preamp Factor Aux Factor APos TPos Remark MHz dBuV/m dBuV/m dB dBuV dB/m dB dB dB cm deg 1 5852.50 84.94 116.50 -31.56 74.88 34.21 12.17 36.32 0.00 100 60 Peak 2 5868.88 94.11 106.91 -12.80 84.01 34.24 12.19 36.33 0.00 100 60 Peak 3 5924.13 54.82 68.84 -14.02 44.61 34.30 12.25 36.34 0.00 100 60 Peak 4 5931.38 59.18 68.20 -9.02 48.96 34.30 12.26 36.34 0.00 100 60 Peak	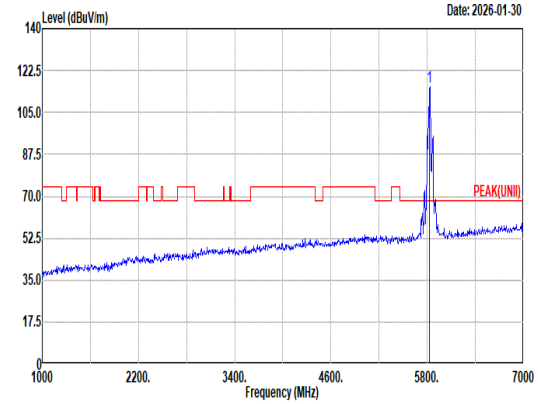 Site : 03CH16-HY Condition: PEAK(UNII) 3m 9120D-1522_250327 HORIZONTAL : RBW:1000.000kHz VBW:3000.000kHz SWT:Auto Freq Level Limit Line Margin Read Level Ant Factor Cable Loss Preamp Factor Aux Factor APos TPos Remark MHz dBuV/m dBuV/m dB dBuV dB/m dB dB dB cm deg 1 5825.00 115.66 ------ ------ 105.69 34.14 12.15 36.32 0.00 100 60 Peak
Avg	Blank	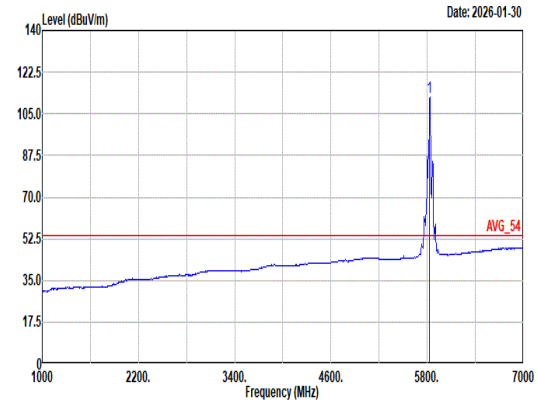 Site : 03CH16-HY Condition: AVG_54 3m 9120D-1522_250327 HORIZONTAL : RBW:1000.000kHz VBW:0.680kHz SWT:Auto Freq Level Limit Line Margin Read Level Ant Factor Cable Loss Preamp Factor Aux Factor APos TPos Remark MHz dBuV/m dBuV/m dB dBuV dB/m dB dB dB cm deg 1 5825.00 112.03 ------ ------ 102.06 34.14 12.15 36.32 0.00 100 60 Average

Mode	92	
	Band Edge	
	U-NII-3_5.725-5.85_802.11ax HE20_CH165_26/8 RU_5825MHz	
ANT	4+3	
Pol.	Vertical	Fundamental
Peak	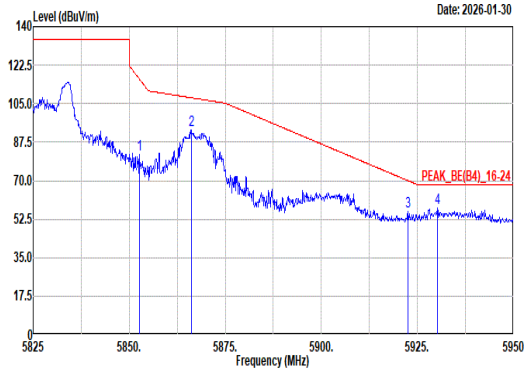 Site : 03CH16-HY Condition: PEAK_BE(B4)_16-24 3m 9120D-1522_250327 VERTICAL : RBW:1000.000kHz VBW:3000.000kHz SWT:Auto Freq Level Limit Line Margin Read Level Ant Factor Cable Loss Preamp Factor Aux Factor APos TPos Remark MHz dBuV/m dBuV/m dB dBuV dB/m dB dB dB cm deg 1 5852.63 82.06 116.21 -34.15 72.00 34.21 12.17 36.32 0.00 289 68 Peak 2 5866.13 93.14 107.68 -14.54 83.05 34.23 12.19 36.33 0.00 289 68 Peak 3 5922.50 56.00 70.04 -14.04 45.79 34.30 12.25 36.34 0.00 289 68 Peak 4 5930.13 57.51 68.20 -10.69 47.29 34.30 12.26 36.34 0.00 289 68 Peak	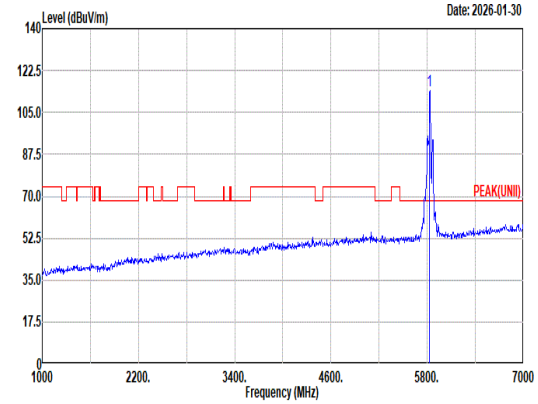 Site : 03CH16-HY Condition: PEAK(UNII) 3m 9120D-1522_250327 VERTICAL : RBW:1000.000kHz VBW:3000.000kHz SWT:Auto Freq Level Limit Line Margin Read Level Ant Factor Cable Loss Preamp Factor Aux Factor APos TPos Remark MHz dBuV/m dBuV/m dB dBuV dB/m dB dB dB cm deg 1 5825.00 114.30 ------ ------ 104.33 34.14 12.15 36.32 0.00 289 68 Peak
Avg	Blank	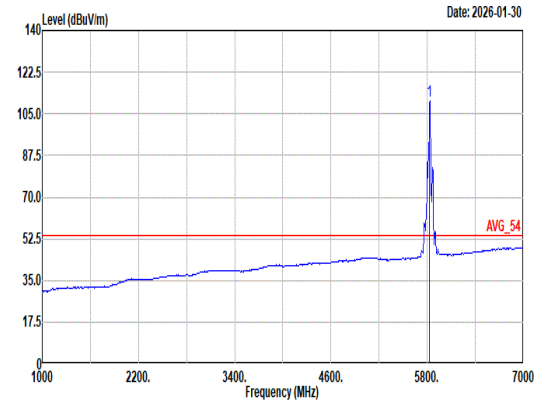 Site : 03CH16-HY Condition: AVG_54 3m 9120D-1522_250327 VERTICAL : RBW:1000.000kHz VBW:0.680kHz SWT:Auto Freq Level Limit Line Margin Read Level Ant Factor Cable Loss Preamp Factor Aux Factor APos TPos Remark MHz dBuV/m dBuV/m dB dBuV dB/m dB dB dB cm deg 1 5825.00 110.51 ------ ------ 100.54 34.14 12.15 36.32 0.00 289 68 Average

Mode	93	
	Band Edge	
	U-NII-3_5.725-5.85_802.11ax HE20_CH165_52/40 RU_5825MHz	
ANT	4+3	
Pol.	Horizontal	Fundamental
Peak	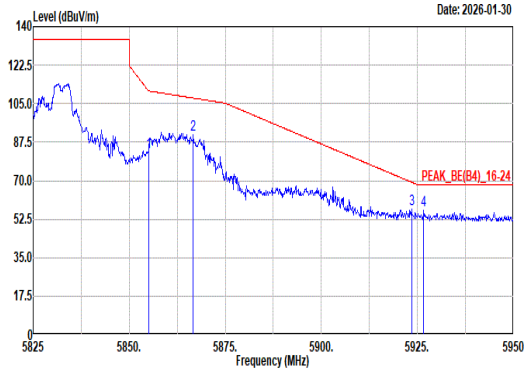 Site : 03CH16-HY Condition: PEAK_BE(B4)_16-24 3m 9120D-1522_250327 HORIZONTAL : RBW:1000.000kHz VBW:3000.000kHz SWT:Auto Freq Level Limit Line Margin Read Level Ant Factor Cable Loss Preamp Factor Aux Factor APos TPos Remark MHz dBuV/m dBuV/m dB dBuV dB/m dB dB dB cm deg 1 5855.00 82.98 110.80 -27.82 72.92 34.21 12.17 36.32 0.00 100 63 Peak 2 5866.63 90.85 107.54 -16.69 80.76 34.23 12.19 36.33 0.00 100 63 Peak 3 5923.50 56.85 69.31 -12.46 46.64 34.30 12.25 36.34 0.00 100 63 Peak 4 5926.63 56.78 68.20 -11.42 46.56 34.30 12.26 36.34 0.00 100 63 Peak	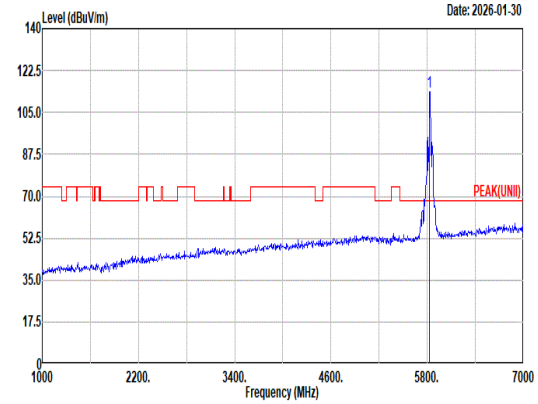 Site : 03CH16-HY Condition: PEAK(UNII) 3m 9120D-1522_250327 HORIZONTAL : RBW:1000.000kHz VBW:3000.000kHz SWT:Auto Freq Level Limit Line Margin Read Level Ant Factor Cable Loss Preamp Factor Aux Factor APos TPos Remark MHz dBuV/m dBuV/m dB dBuV dB/m dB dB dB cm deg 1 5825.00 113.73 ------ ------ 103.76 34.14 12.15 36.32 0.00 100 63 Peak
Avg	Blank	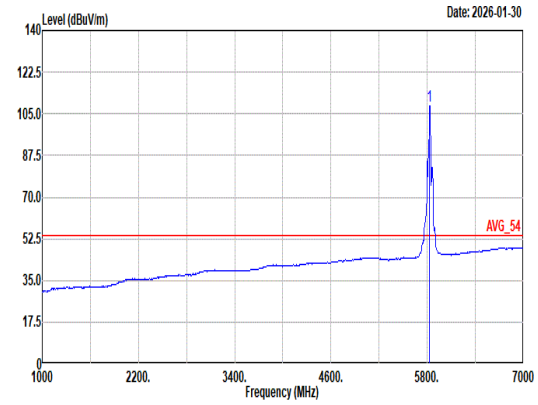 Site : 03CH16-HY Condition: AVG_54 3m 9120D-1522_250327 HORIZONTAL : RBW:1000.000kHz VBW:0.750kHz SWT:Auto Freq Level Limit Line Margin Read Level Ant Factor Cable Loss Preamp Factor Aux Factor APos TPos Remark MHz dBuV/m dBuV/m dB dBuV dB/m dB dB dB cm deg 1 5825.00 108.20 ------ ------ 98.26 34.12 12.14 36.32 0.00 100 63 Average

Mode	93
	Band Edge
	U-NII-3_5.725-5.85_802.11ax HE20_CH165_52/40 RU_5825MHz
ANT	4+3

Pol.	Vertical	Fundamental
Peak	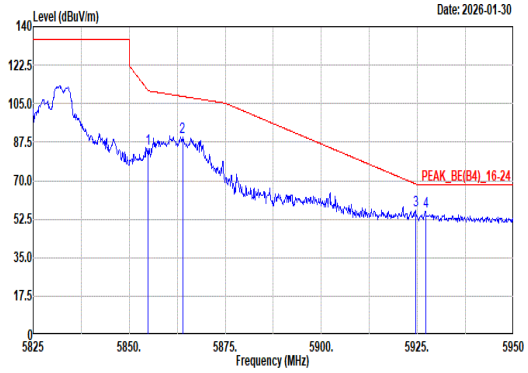 Site : 03CH16-HY Condition: PEAK_BE(B4)_16-24 3m 9120D-1522_250327 VERTICAL : RBW:1000.000kHz VBW:3000.000kHz SWT:Auto Freq Level Limit Line Margin Read Level Ant Factor Cable Loss Preamp Factor Aux Factor APos TPos Remark MHz dBuV/m dBuV/m dB dBuV dB/m dB dB dB cm deg 1 5854.88 84.43 111.08 -26.65 74.37 34.21 12.17 36.32 0.00 337 70 Peak 2 5863.88 89.86 108.31 -18.45 79.77 34.23 12.18 36.32 0.00 337 70 Peak 3 5924.50 56.28 68.57 -12.29 46.07 34.30 12.25 36.34 0.00 337 70 Peak 4 5927.13 55.93 68.20 -12.27 45.71 34.30 12.26 36.34 0.00 337 70 Peak	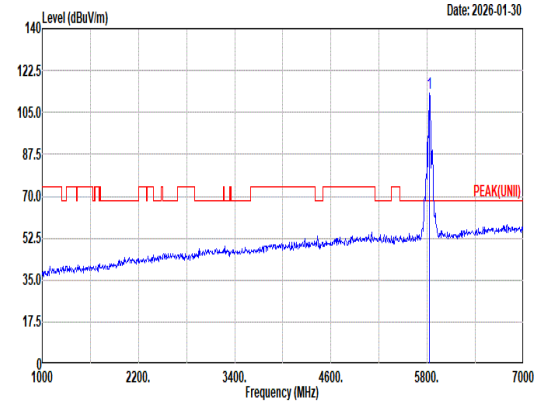 Site : 03CH16-HY Condition: PEAK(UNII) 3m 9120D-1522_250327 VERTICAL : RBW:1000.000kHz VBW:3000.000kHz SWT:Auto Freq Level Limit Line Margin Read Level Ant Factor Cable Loss Preamp Factor Aux Factor APos TPos Remark MHz dBuV/m dBuV/m dB dBuV dB/m dB dB dB cm deg 1 5825.00 113.19 ------ ------ 103.25 34.12 12.14 36.32 0.00 337 70 Peak
Avg	Blank	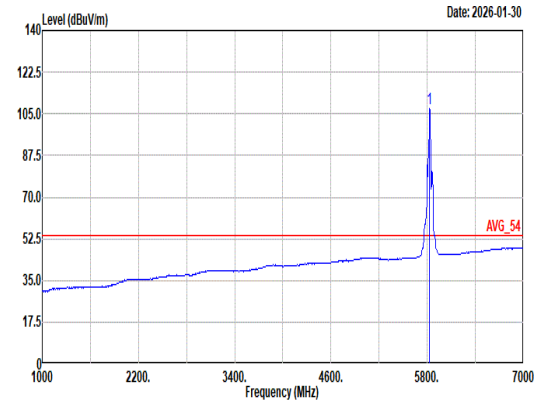 Site : 03CH16-HY Condition: AVG_54 3m 9120D-1522_250327 VERTICAL : RBW:1000.000kHz VBW:0.750kHz SWT:Auto Freq Level Limit Line Margin Read Level Ant Factor Cable Loss Preamp Factor Aux Factor APos TPos Remark MHz dBuV/m dBuV/m dB dBuV dB/m dB dB dB cm deg 1 5825.00 107.13 ------ ------ 97.19 34.12 12.14 36.32 0.00 337 70 Average

Mode	94	
	Band Edge	
	U-NII-3_5.725-5.85_802.11ax HE20_CH165_106/54 RU_5825MHz	
ANT	4+3	
Pol.	Horizontal	Fundamental
Peak	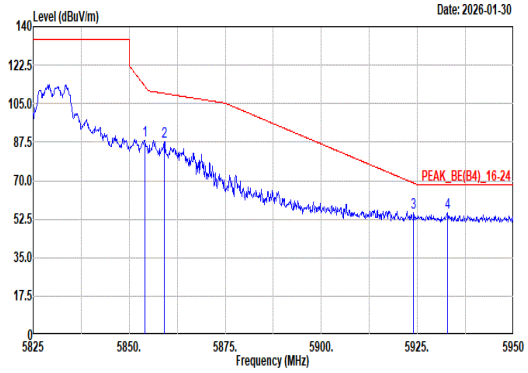 Site : 03CH16-HY Condition: PEAK_BE(B4)_16-24 3m 9120D-1522_250327 HORIZONTAL : RBW:1000.000kHz VBW:3000.000kHz SWT:Auto Freq Level Limit Line Margin Read Level Ant Factor Cable Loss Preamp Factor Aux Factor APos TPos Remark MHz dBuV/m dBuV/m dB dBuV dB/m dB dB dB cm deg 1 5854.00 88.36 113.08 -24.72 78.30 34.21 12.17 36.32 0.00 100 61 Peak 2 5859.13 87.53 109.64 -22.11 77.45 34.22 12.18 36.32 0.00 100 61 Peak 3 5924.00 55.24 68.94 -13.70 45.03 34.30 12.25 36.34 0.00 100 61 Peak 4 5932.75 55.30 68.20 -12.90 45.08 34.30 12.26 36.34 0.00 100 61 Peak	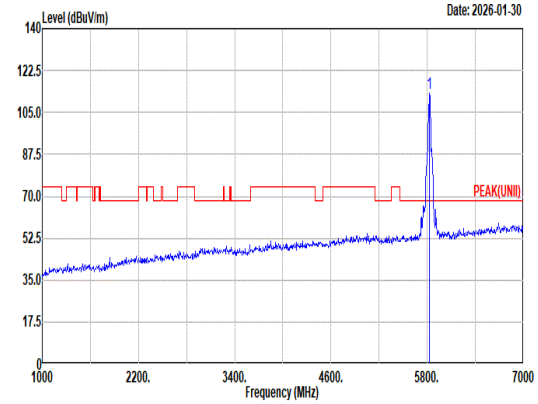 Site : 03CH16-HY Condition: PEAK(UNII) 3m 9120D-1522_250327 HORIZONTAL : RBW:1000.000kHz VBW:3000.000kHz SWT:Auto Freq Level Limit Line Margin Read Level Ant Factor Cable Loss Preamp Factor Aux Factor APos TPos Remark MHz dBuV/m dBuV/m dB dBuV dB/m dB dB dB cm deg 1 5825.00 112.87 ------ ------ 102.93 34.12 12.14 36.32 0.00 100 61 Peak
Avg	Blank	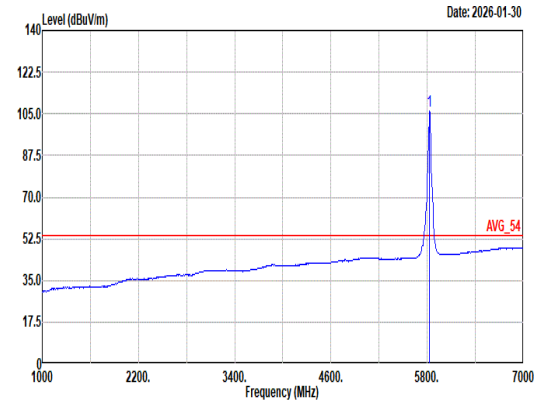 Site : 03CH16-HY Condition: AVG_54 3m 9120D-1522_250327 HORIZONTAL : RBW:1000.000kHz VBW:0.820kHz SWT:Auto Freq Level Limit Line Margin Read Level Ant Factor Cable Loss Preamp Factor Aux Factor APos TPos Remark MHz dBuV/m dBuV/m dB dBuV dB/m dB dB dB cm deg 1 5825.00 106.07 ------ ------ 96.13 34.12 12.14 36.32 0.00 100 61 Average

Mode	94
	Band Edge
	U-NII-3_5.725-5.85_802.11ax HE20_CH165_106/54 RU_5825MHz
ANT	4+3

Pol.	Vertical	Fundamental
Peak	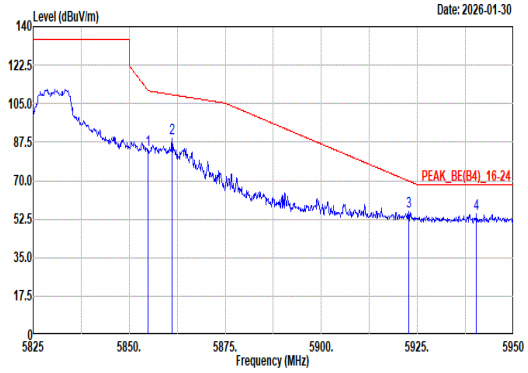 Site : 03CH16-HY Condition: PEAK_BE(B4)_16-24 3m 9120D-1522_250327 VERTICAL : RBW:1000.000kHz VBW:3000.000kHz SWT:Auto Freq Level Limit Line Margin Read Level Ant Factor Cable Loss Preamp Factor Aux Factor APos TPos Remark MHz dBuV/m dBuV/m dB dBuV dB/m dB dB dB cm deg 1 5854.88 84.08 111.08 -27.00 74.02 34.21 12.17 36.32 0.00 258 68 Peak 2 5861.13 89.17 109.08 -19.91 79.09 34.22 12.18 36.32 0.00 258 68 Peak 3 5922.75 56.03 69.86 -13.83 45.82 34.30 12.25 36.34 0.00 258 68 Peak 4 5940.38 54.71 68.20 -13.49 44.48 34.30 12.27 36.34 0.00 258 68 Peak	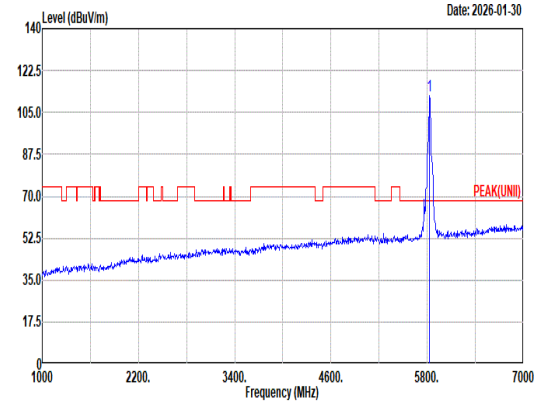 Site : 03CH16-HY Condition: PEAK(UNII) 3m 9120D-1522_250327 VERTICAL : RBW:1000.000kHz VBW:3000.000kHz SWT:Auto Freq Level Limit Line Margin Read Level Ant Factor Cable Loss Preamp Factor Aux Factor APos TPos Remark MHz dBuV/m dBuV/m dB dBuV dB/m dB dB dB cm deg 1 5825.00 111.87 ------ ------ 101.93 34.12 12.14 36.32 0.00 258 68 Peak
Avg	Blank	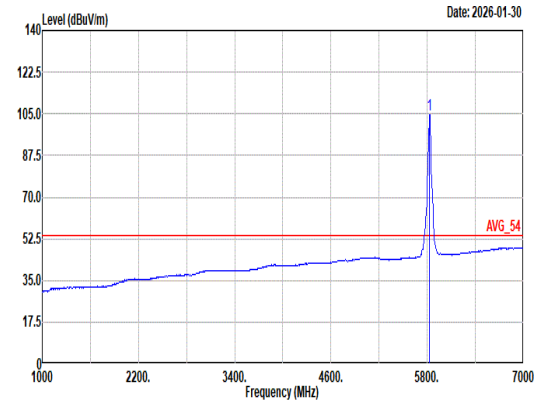 Site : 03CH16-HY Condition: AVG_54 3m 9120D-1522_250327 VERTICAL : RBW:1000.000kHz VBW:0.820kHz SWT:Auto Freq Level Limit Line Margin Read Level Ant Factor Cable Loss Preamp Factor Aux Factor APos TPos Remark MHz dBuV/m dBuV/m dB dBuV dB/m dB dB dB cm deg 1 5825.00 104.86 ------ ------ 94.92 34.12 12.14 36.32 0.00 258 68 Average

Mode	95	
	Band Edge - L	
	U-NII-3_5.725-5.85_802.11ax HE40_CH151_Full RU_5755MHz	
ANT	4+3	
Pol.	Horizontal	Fundamental
Peak	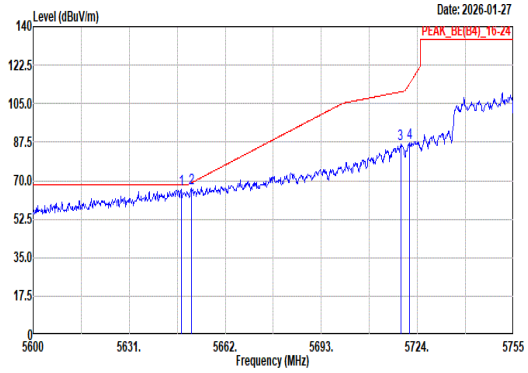 Site : 03CH16-HY Condition: PEAK_BE(B4)_16-24 3m 9120D-1522_250327 HORIZONTAL : RBW:1000.000kHz VBW:3000.000kHz SWT:Auto Freq Level Limit Line Margin Read Level Ant Factor Cable Loss Preamp Factor Aux Factor APos TPos Remark MHz dBuV/m dBuV/m dB dBuV dB/m dB dB dB cm deg 1 5647.74 66.01 68.20 -2.19 57.13 33.19 11.96 36.27 0.00 100 60 Peak 2 5651.15 66.51 69.05 -2.54 57.61 33.21 11.96 36.27 0.00 100 60 Peak 3 5718.58 86.51 110.40 -23.89 77.10 33.67 12.03 36.29 0.00 100 60 Peak 4 5721.37 87.19 113.91 -26.72 77.76 33.69 12.03 36.29 0.00 100 60 Peak	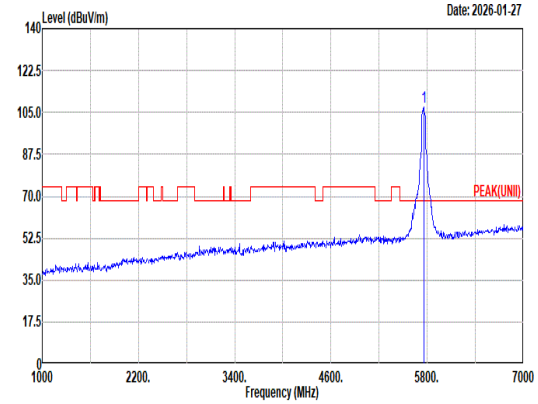 Site : 03CH16-HY Condition: PEAK(UNII) 3m 9120D-1522_250327 HORIZONTAL : RBW:1000.000kHz VBW:3000.000kHz SWT:Auto Freq Level Limit Line Margin Read Level Ant Factor Cable Loss Preamp Factor Aux Factor APos TPos Remark MHz dBuV/m dBuV/m dB dBuV dB/m dB dB dB cm deg 1 5755.00 107.21 ------ ------ 97.61 33.83 12.07 36.30 0.00 100 60 Peak
Avg	Blank	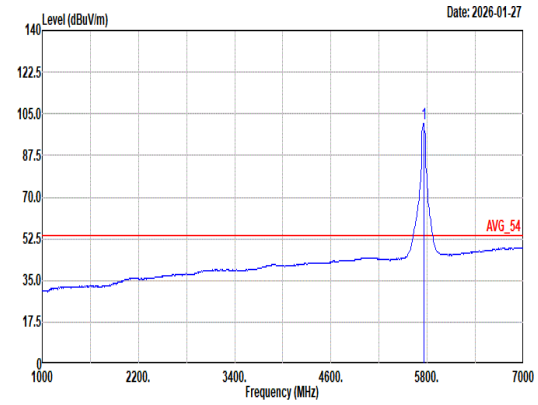 Site : 03CH16-HY Condition: AVG_54 3m 9120D-1522_250327 HORIZONTAL : RBW:1000.000kHz VBW:0.010kHz SWT:Auto Freq Level Limit Line Margin Read Level Ant Factor Cable Loss Preamp Factor Aux Factor APos TPos Remark MHz dBuV/m dBuV/m dB dBuV dB/m dB dB dB cm deg 1 5755.00 100.72 ------ ------ 91.12 33.83 12.07 36.30 0.00 100 60 Average

Mode	95	
	Band Edge - R	
	U-NII-3_5.725-5.85_802.11ax HE40_CH151_Full RU_5755MHz	
ANT	4+3	
Pol.	Horizontal	Fundamental
Peak	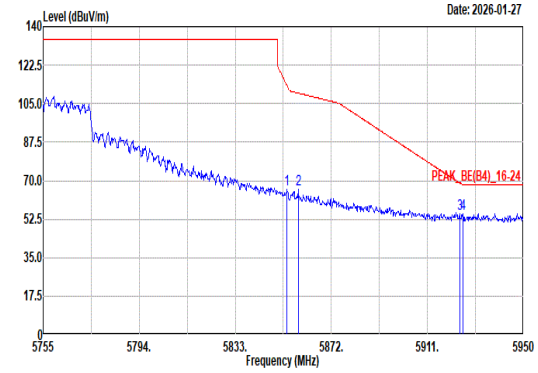 Site : 03CH16-HY Condition: PEAK_BE(B4)_16-24 3m 9120D-1522_250327 HORIZONTAL : RBW:1000.000kHz VBW:3000.000kHz SWT:Auto Limit Read Ant Cable Preamp Aux APos TPos Freq Level Line Margin Level Factor Loss Factor Factor Remark MHz dBuV/m dBuV/m dB dBuV dB/m dB dB dB cm deg 1 5854.06 66.18 112.94 -46.76 56.12 34.21 12.17 36.32 0.00 100 60 Peak 2 5858.55 65.85 109.81 -43.96 55.77 34.22 12.18 36.32 0.00 100 60 Peak 3 5924.07 55.05 68.89 -13.84 44.84 34.30 12.25 36.34 0.00 100 60 Peak 4 5925.43 55.06 68.20 -13.14 44.85 34.30 12.25 36.34 0.00 100 60 Peak	Blank

Mode	95
	Band Edge - L
	U-NII-3_5.725-5.85_802.11ax HE40_CH151_Full RU_5755MHz
ANT	4+3

Pol.	Vertical	Fundamental
Peak	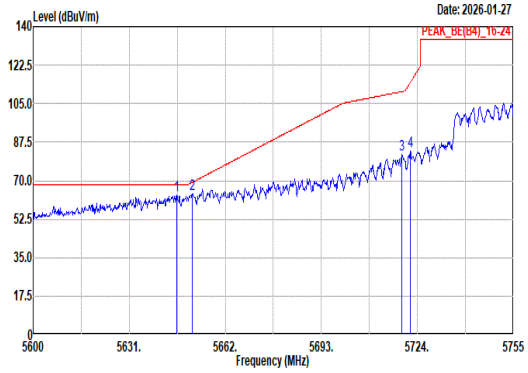 Site : 03CH16-HY Condition: PEAK_BE(B4)_16-24 3m 9120D-1522_250327 VERTICAL : RBW:1000.000kHz VBW:3000.000kHz SWT:Auto Freq Level Limit Line Margin Read Level Ant Factor Cable Loss Preamp Factor Aux Factor APos TPos Remark MHz dBuV/m dBuV/m dB dBuV dB/m dB dB dB cm deg 1 5646.35 63.27 68.20 -4.93 54.39 33.19 11.96 36.27 0.00 300 25 Peak 2 5651.31 63.82 69.17 -5.35 54.92 33.21 11.96 36.27 0.00 300 25 Peak 3 5719.04 82.00 110.53 -28.53 72.58 33.68 12.03 36.29 0.00 300 25 Peak 4 5721.68 83.55 114.62 -31.07 74.12 33.69 12.03 36.29 0.00 300 25 Peak	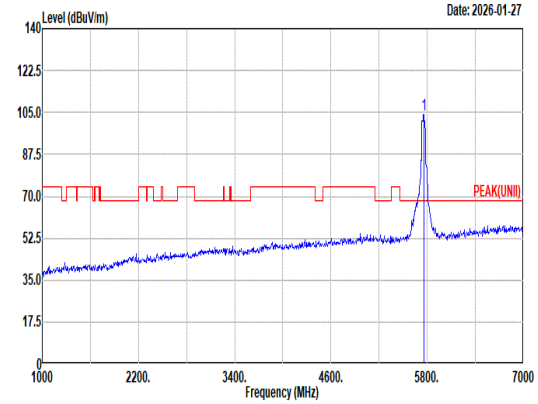 Site : 03CH16-HY Condition: PEAK(UNII) 3m 9120D-1522_250327 VERTICAL : RBW:1000.000kHz VBW:3000.000kHz SWT:Auto Freq Level Limit Line Margin Read Level Ant Factor Cable Loss Preamp Factor Aux Factor APos TPos Remark MHz dBuV/m dBuV/m dB dBuV dB/m dB dB dB cm deg 1 5755.00 103.84 ------ ------ 94.24 33.83 12.07 36.30 0.00 300 25 Peak
Avg	Blank	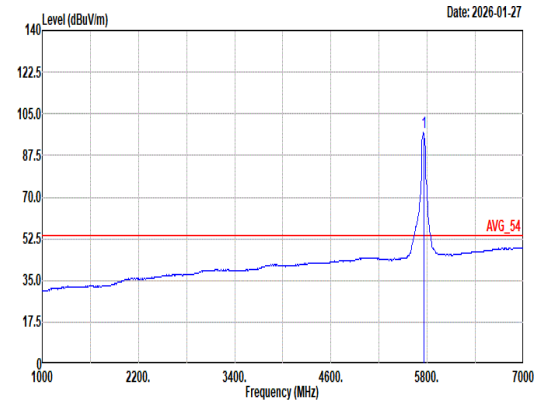 Site : 03CH16-HY Condition: AVG_54 3m 9120D-1522_250327 VERTICAL : RBW:1000.000kHz VBW:0.010kHz SWT:Auto Freq Level Limit Line Margin Read Level Ant Factor Cable Loss Preamp Factor Aux Factor APos TPos Remark MHz dBuV/m dBuV/m dB dBuV dB/m dB dB dB cm deg 1 5755.00 97.03 ------ ------ 87.46 33.81 12.06 36.30 0.00 300 25 Average

Mode	95	
	Band Edge - R	
	U-NII-3_5.725-5.85_802.11ax HE40_CH151_Full RU_5755MHz	
ANT	4+3	
Pol.	Vertical	Fundamental
Peak	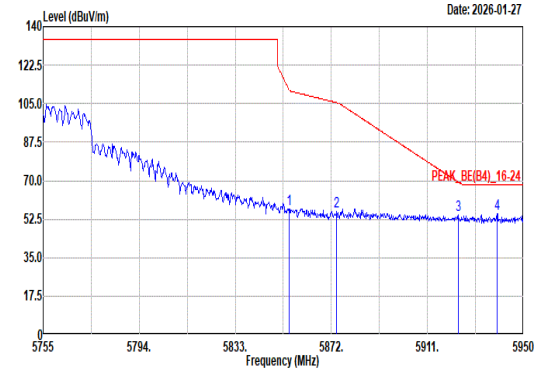 Site : 03CH16-HY Condition: PEAK_BE(B4)_16-24 3m 9120D-1522_250327 VERTICAL : RBW:1000.000kHz VBW:3000.000kHz SWT:Auto Limit Read Ant Cable Preamp Aux APos TPos Freq Level Line Margin Level Factor Loss Factor Factor Remark MHz dBuV/m dBuV/m dB dBuV dB/m dB dB dB cm deg 1 5854.84 57.06 111.16 -54.10 47.00 34.21 12.17 36.32 0.00 300 25 Peak 2 5874.15 55.96 105.44 -49.48 45.84 34.25 12.20 36.33 0.00 300 25 Peak 3 5923.48 54.26 69.32 -15.06 44.05 34.30 12.25 36.34 0.00 300 25 Peak 4 5939.28 54.97 68.20 -13.23 44.74 34.30 12.27 36.34 0.00 300 25 Peak	Blank

Mode	95	
	Harmonic	
	U-NII-3_5.725-5.85_802.11ax HE40_CH151_Full RU_5755MHz	
ANT	4+3	
Pol.	Horizontal	Vertical
Peak Avg	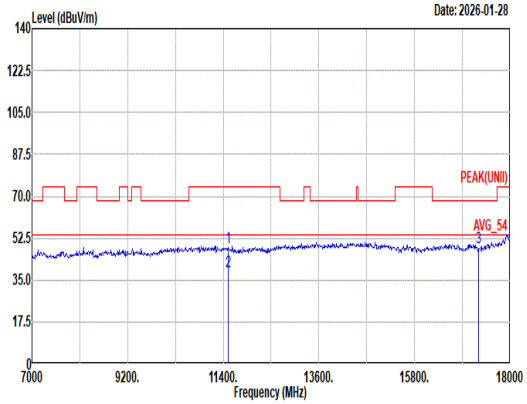 Site : 03CH16-HY Condition: PEAK(UNII) 3m 9120D-1522_250327 HORIZONTAL Freq Level Limit Line Margin Read Level Ant Factor Cable Loss Preamp Factor Aux Factor APos TPos Remark MHz dBuV/m dBuV/m dB dBuV dB/m dB dB dB cm deg 1 11510.00 48.82 74.00 -25.18 58.01 39.06 17.01 66.03 0.77 200 192 Peak 2 11510.00 38.31 54.00 -15.69 47.50 39.06 17.01 66.03 0.77 200 192 Average 3 17265.00 48.68 68.20 -19.52 54.23 38.70 21.00 66.05 0.80 -- -- Peak	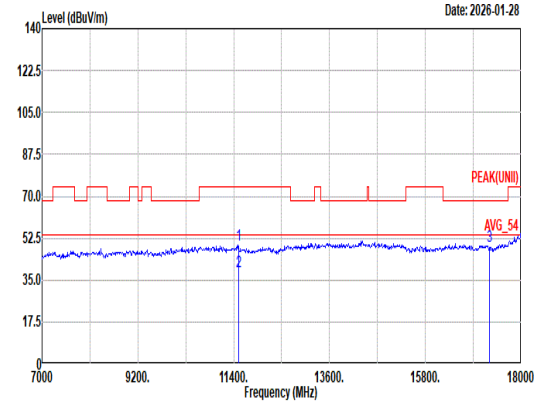 Site : 03CH16-HY Condition: PEAK(UNII) 3m 9120D-1522_250327 VERTICAL Freq Level Limit Line Margin Read Level Ant Factor Cable Loss Preamp Factor Aux Factor APos TPos Remark MHz dBuV/m dBuV/m dB dBuV dB/m dB dB dB cm deg 1 11510.00 49.42 74.00 -24.58 58.61 39.06 17.01 66.03 0.77 300 108 Peak 2 11510.00 38.51 54.00 -15.49 47.70 39.06 17.01 66.03 0.77 300 108 Average 3 17265.00 49.39 68.20 -18.81 54.94 38.70 21.00 66.05 0.80 -- -- Peak

Mode	95	
	Harmonic	
	U-NII-3_5.725-5.85_802.11ax HE40_CH151_Full RU_5755MHz	
ANT	4+3	
Pol.	Horizontal	Vertical
14.47G ~14.5G Avg	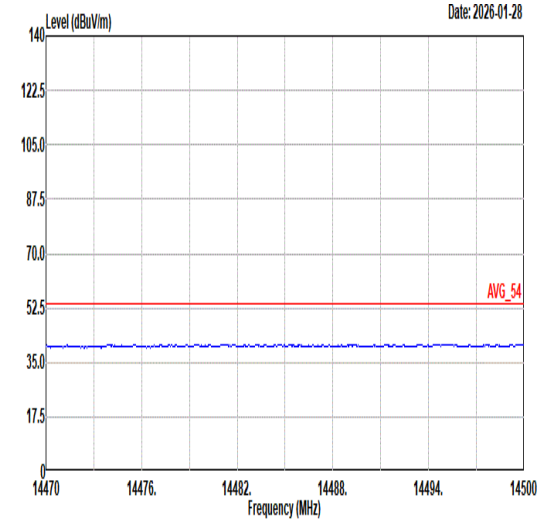 Site : 03CH16-HY Condition: AVG_54 3m 9120D-1522_250327 HORIZONTAL	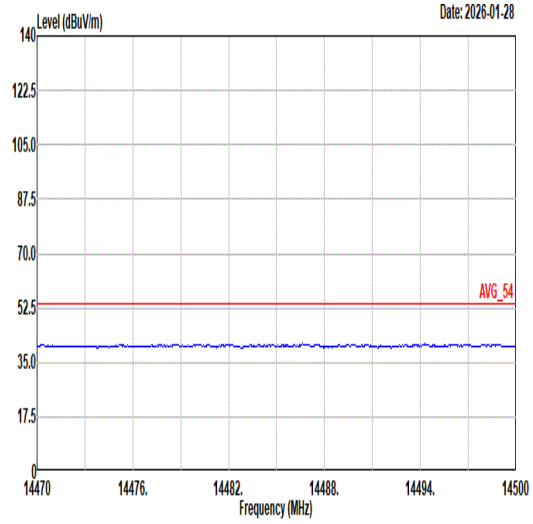 Site : 03CH16-HY Condition: AVG_54 3m 9120D-1522_250327 VERTICAL
17G ~18G Avg	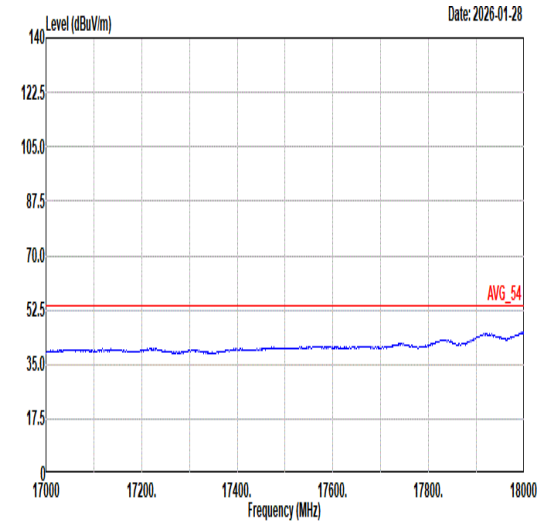 Site : 03CH16-HY Condition: AVG_54 3m 9120D-1522_250327 HORIZONTAL	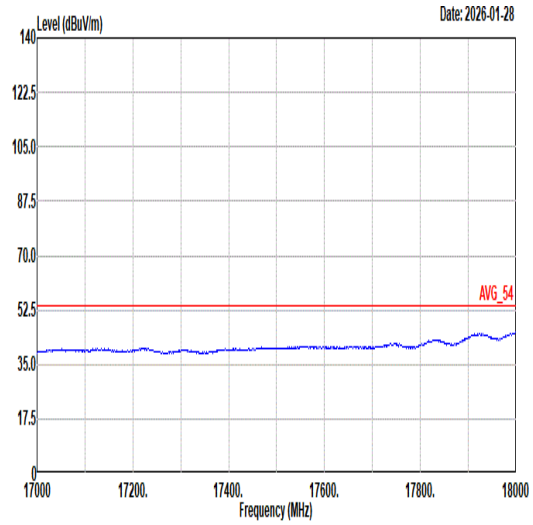 Site : 03CH16-HY Condition: AVG_54 3m 9120D-1522_250327 VERTICAL