LTE Band 71 / 20MHz / 64QAM

Lowest Band Edge / 1 RB

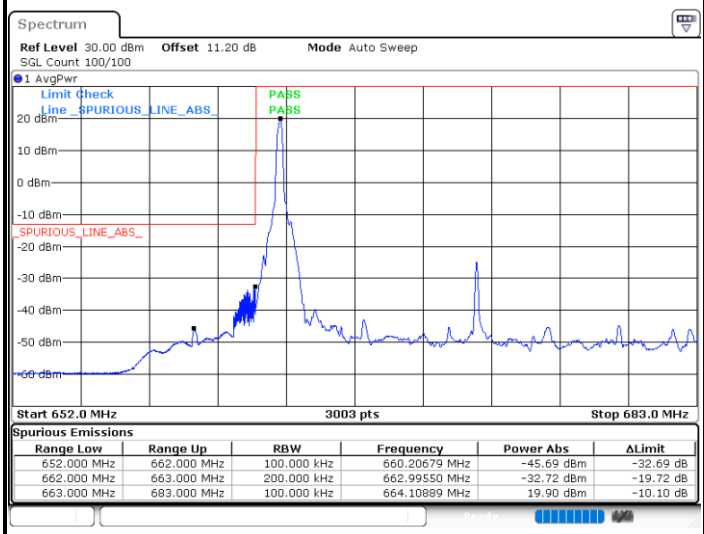

Spurious Emissions

Range Low	Range Up	RBW	Frequency	Power Abs	ΔLimit
652.000 MHz	662.000 MHz	100.000 kHz	660.20679 MHz	-45.69 dBm	-32.69 dB
662.000 MHz	663.000 MHz	200.000 kHz	662.99550 MHz	-32.72 dBm	-19.72 dB
663.000 MHz	683.000 MHz	100.000 kHz	664.10889 MHz	19.90 dBm	-10.10 dB

Date: 16.APR.2022 02:05:55

Highest Band Edge / 1 RB

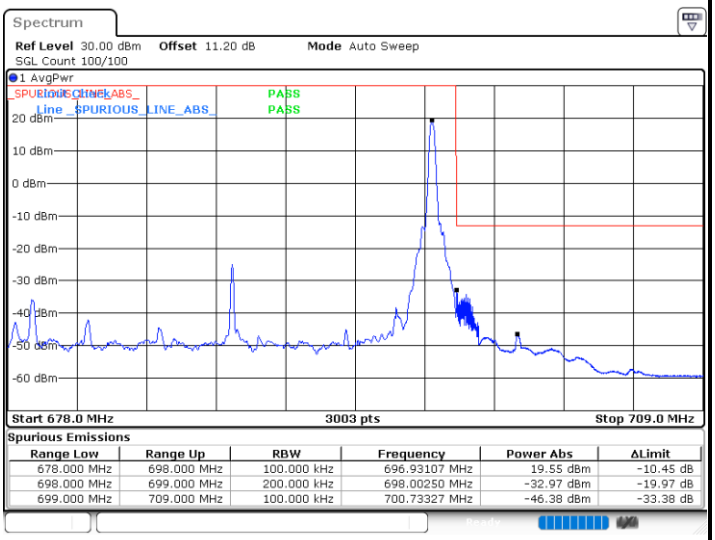

Spurious Emissions

Range Low	Range Up	RBW	Frequency	Power Abs	ΔLimit
678.000 MHz	698.000 MHz	100.000 kHz	696.93107 MHz	19.55 dBm	-10.45 dB
698.000 MHz	699.000 MHz	200.000 kHz	698.00250 MHz	-32.97 dBm	-19.97 dB
699.000 MHz	709.000 MHz	100.000 kHz	700.73327 MHz	-46.38 dBm	-33.38 dB

Date: 16.APR.2022 02:08:27

Lowest Band Edge / Full RB

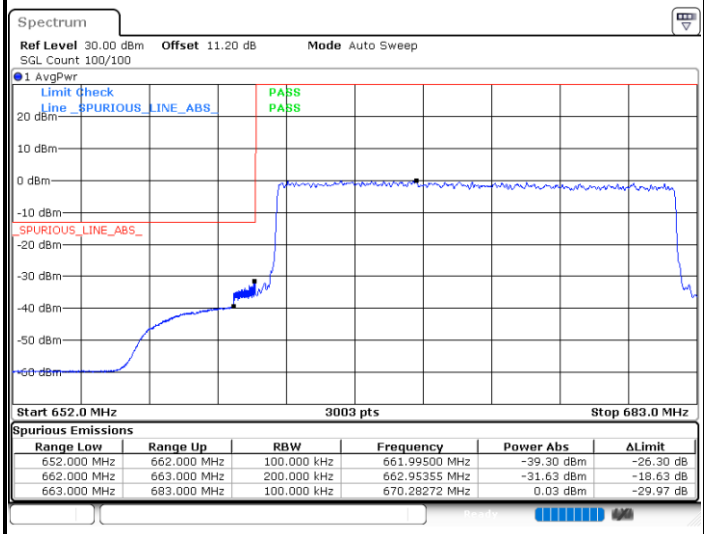

Spurious Emissions

Range Low	Range Up	RBW	Frequency	Power Abs	ΔLimit
652.000 MHz	662.000 MHz	100.000 kHz	661.99500 MHz	-39.30 dBm	-26.30 dB
662.000 MHz	663.000 MHz	200.000 kHz	662.95355 MHz	-31.63 dBm	-18.63 dB
663.000 MHz	683.000 MHz	100.000 kHz	670.28272 MHz	0.03 dBm	-29.97 dB

Date: 16.APR.2022 02:06:51

Highest Band Edge / Full RB

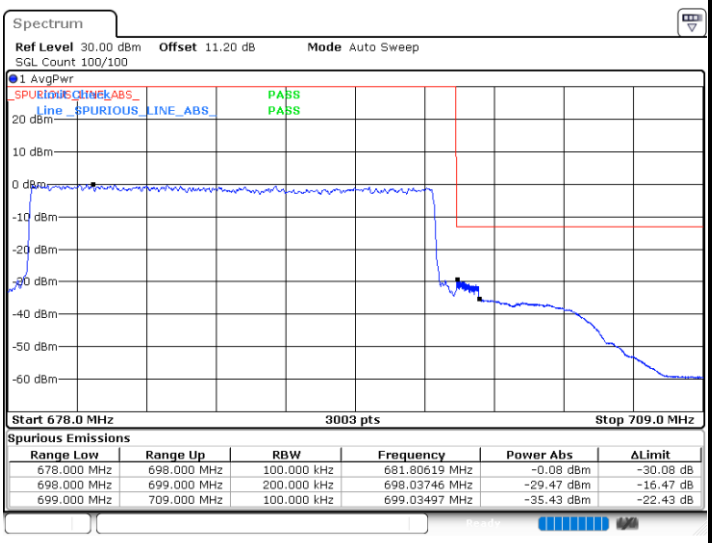

Spurious Emissions

Range Low	Range Up	RBW	Frequency	Power Abs	ΔLimit
678.000 MHz	698.000 MHz	100.000 kHz	681.80619 MHz	-0.08 dBm	-30.08 dB
698.000 MHz	699.000 MHz	200.000 kHz	698.03746 MHz	-29.47 dBm	-16.47 dB
699.000 MHz	709.000 MHz	100.000 kHz	699.03497 MHz	-35.43 dBm	-22.43 dB

Date: 16.APR.2022 02:09:23

LTE Band 71 / 20MHz / 256QAM

Lowest Band Edge / 1 RB

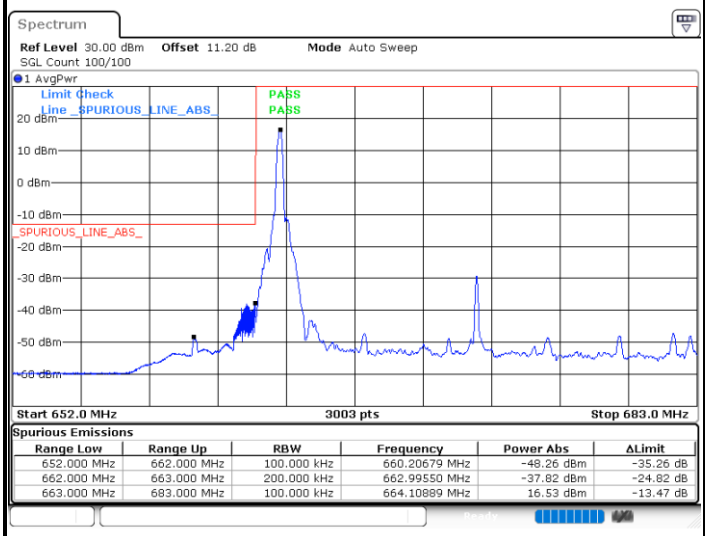

Spurious Emissions

Range Low	Range Up	RBW	Frequency	Power Abs	ΔLimit
652.000 MHz	662.000 MHz	100.000 kHz	660.20679 MHz	-48.26 dBm	-35.26 dB
662.000 MHz	663.000 MHz	200.000 kHz	662.99550 MHz	-37.82 dBm	-24.82 dB
663.000 MHz	683.000 MHz	100.000 kHz	664.10889 MHz	16.53 dBm	-13.47 dB

Date: 16.APR.2022 02:48:05

Highest Band Edge / 1 RB

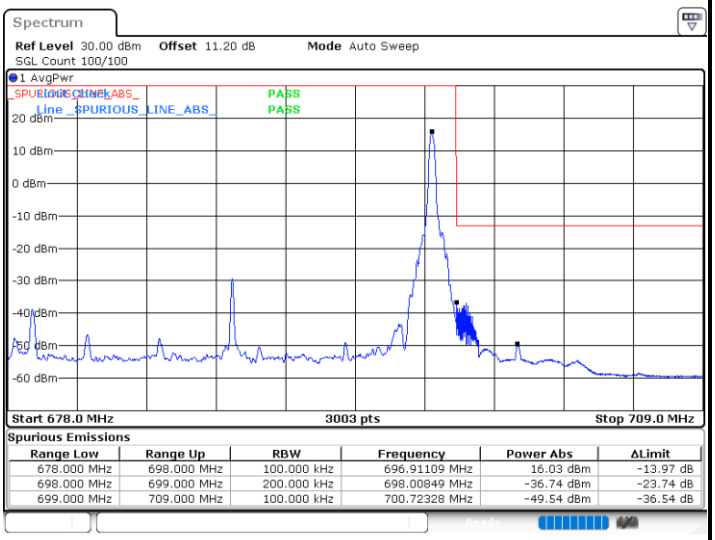

Spurious Emissions

Range Low	Range Up	RBW	Frequency	Power Abs	ΔLimit
678.000 MHz	698.000 MHz	100.000 kHz	696.91109 MHz	16.03 dBm	-13.97 dB
698.000 MHz	699.000 MHz	200.000 kHz	698.00849 MHz	-36.74 dBm	-23.74 dB
699.000 MHz	709.000 MHz	100.000 kHz	700.72328 MHz	-49.54 dBm	-36.54 dB

Date: 16.APR.2022 02:50:37

Lowest Band Edge / Full RB

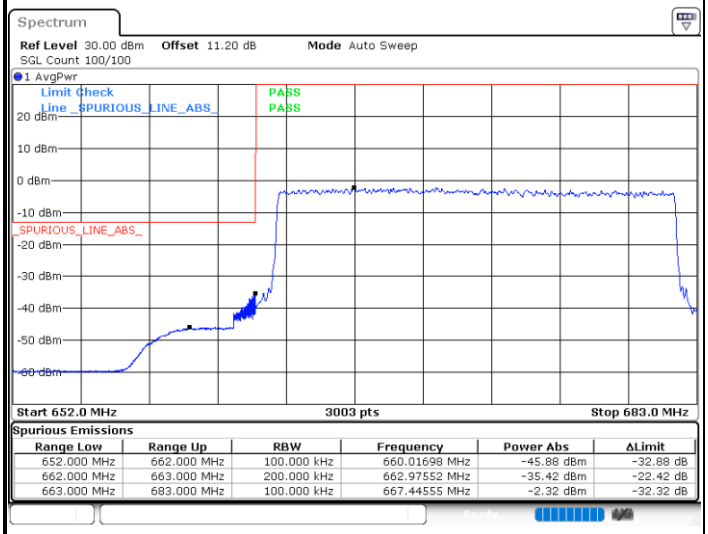

Spurious Emissions

Range Low	Range Up	RBW	Frequency	Power Abs	ΔLimit
652.000 MHz	662.000 MHz	100.000 kHz	660.01698 MHz	-45.88 dBm	-32.88 dB
662.000 MHz	663.000 MHz	200.000 kHz	662.97552 MHz	-35.42 dBm	-22.42 dB
663.000 MHz	683.000 MHz	100.000 kHz	667.44555 MHz	-2.32 dBm	-32.32 dB

Date: 16.APR.2022 02:49:01

Highest Band Edge / Full RB

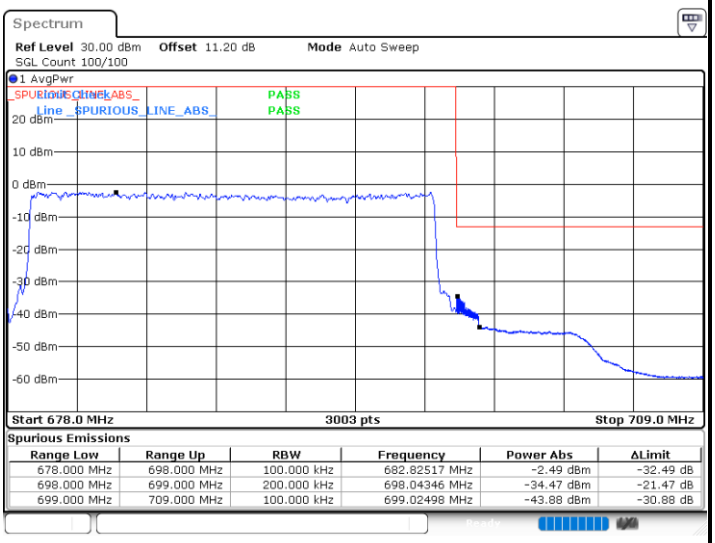

Spurious Emissions

Range Low	Range Up	RBW	Frequency	Power Abs	ΔLimit
678.000 MHz	698.000 MHz	100.000 kHz	682.82517 MHz	-2.49 dBm	-32.49 dB
698.000 MHz	699.000 MHz	200.000 kHz	698.04346 MHz	-34.47 dBm	-21.47 dB
699.000 MHz	709.000 MHz	100.000 kHz	699.02498 MHz	-43.88 dBm	-30.88 dB

Date: 16.APR.2022 02:51:33

Conducted Spurious Emission

LTE Band 71 / 5MHz

Lowest Channel / QPSK

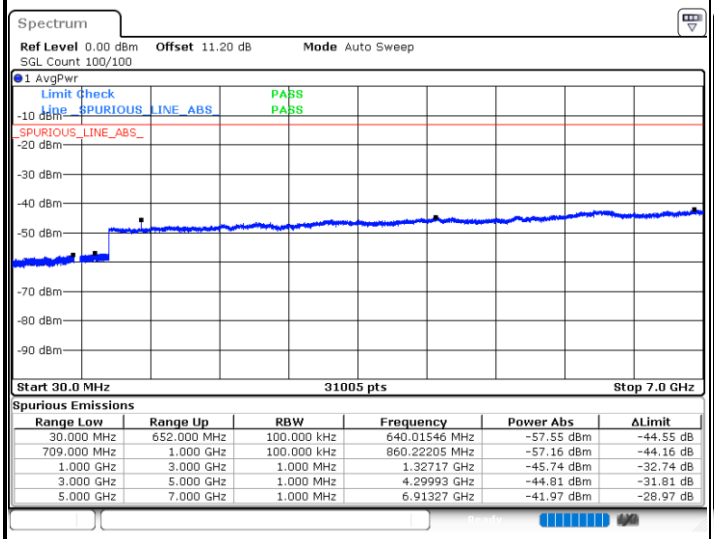

Spurious Emissions

Range Low	Range Up	RBW	Frequency	Power Abs	ΔLimit
30.000 MHz	652.000 MHz	100.000 kHz	640.01546 MHz	-57.55 dBm	-44.55 dB
709.000 MHz	1.000 GHz	100.000 kHz	860.22205 MHz	-57.16 dBm	-44.16 dB
1.000 GHz	3.000 GHz	1.000 MHz	1.32717 GHz	-45.74 dBm	-32.74 dB
3.000 GHz	5.000 GHz	1.000 MHz	4.29993 GHz	-44.81 dBm	-31.81 dB
5.000 GHz	7.000 GHz	1.000 MHz	6.91327 GHz	-41.97 dBm	-28.97 dB

Date: 16.APR.2022 00:43:38

Middle Channel / QPSK

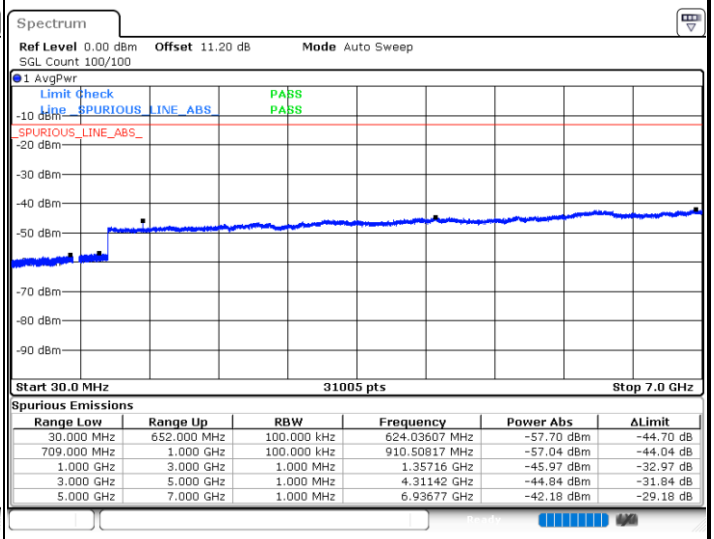

Spurious Emissions

Range Low	Range Up	RBW	Frequency	Power Abs	ΔLimit
30.000 MHz	652.000 MHz	100.000 kHz	624.03607 MHz	-57.70 dBm	-44.70 dB
709.000 MHz	1.000 GHz	100.000 kHz	910.50817 MHz	-57.04 dBm	-44.04 dB
1.000 GHz	3.000 GHz	1.000 MHz	1.35716 GHz	-45.97 dBm	-32.97 dB
3.000 GHz	5.000 GHz	1.000 MHz	4.31142 GHz	-44.84 dBm	-31.84 dB
5.000 GHz	7.000 GHz	1.000 MHz	6.93677 GHz	-42.18 dBm	-29.18 dB

Date: 16.APR.2022 00:46:27

Highest Channel / QPSK

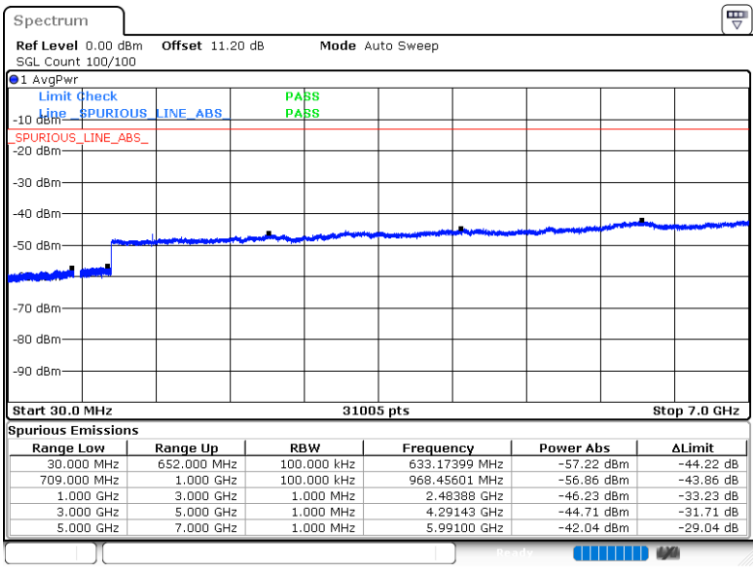

Spurious Emissions

Range Low	Range Up	RBW	Frequency	Power Abs	ΔLimit
30.000 MHz	652.000 MHz	100.000 kHz	633.17399 MHz	-57.22 dBm	-44.22 dB
709.000 MHz	1.000 GHz	100.000 kHz	968.45601 MHz	-56.86 dBm	-43.86 dB
1.000 GHz	3.000 GHz	1.000 MHz	2.48388 GHz	-46.23 dBm	-33.23 dB
3.000 GHz	5.000 GHz	1.000 MHz	4.29143 GHz	-44.71 dBm	-31.71 dB
5.000 GHz	7.000 GHz	1.000 MHz	5.99100 GHz	-42.04 dBm	-29.04 dB

Date: 16.APR.2022 00:51:15

LTE Band 71 / 10MHz

Lowest Channel / QPSK

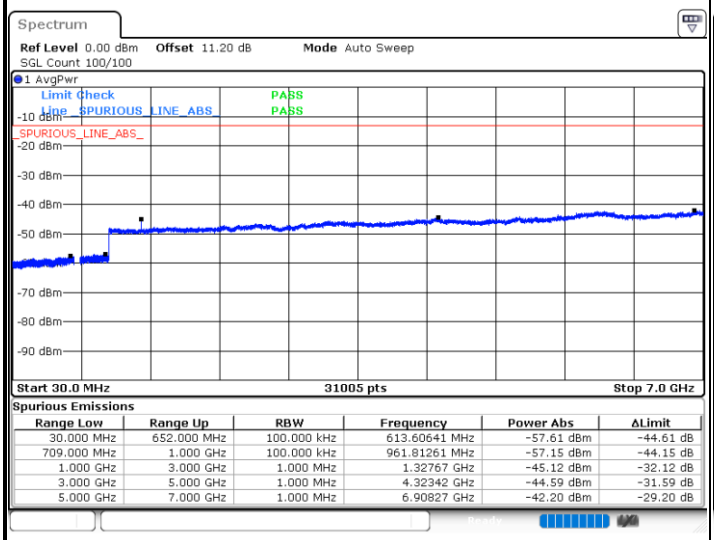

Spurious Emissions

Range Low	Range Up	RBW	Frequency	Power Abs	ΔLimit
30.000 MHz	652.000 MHz	100.000 kHz	613.60641 MHz	-57.61 dBm	-44.61 dB
709.000 MHz	1.000 GHz	100.000 kHz	961.81261 MHz	-57.15 dBm	-44.15 dB
1.000 GHz	3.000 GHz	1.000 MHz	1.32767 GHz	-45.12 dBm	-32.12 dB
3.000 GHz	5.000 GHz	1.000 MHz	4.32342 GHz	-44.59 dBm	-31.59 dB
5.000 GHz	7.000 GHz	1.000 MHz	6.90827 GHz	-42.20 dBm	-29.20 dB

Date: 16.APR.2022 01:15:55

Middle Channel / QPSK

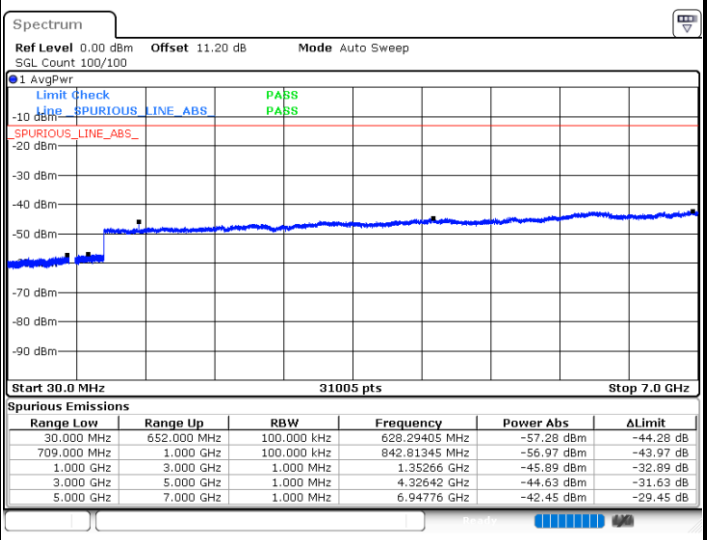

Spurious Emissions

Range Low	Range Up	RBW	Frequency	Power Abs	ΔLimit
30.000 MHz	652.000 MHz	100.000 kHz	628.29405 MHz	-57.28 dBm	-44.28 dB
709.000 MHz	1.000 GHz	100.000 kHz	842.81345 MHz	-56.97 dBm	-43.97 dB
1.000 GHz	3.000 GHz	1.000 MHz	1.35266 GHz	-45.89 dBm	-32.89 dB
3.000 GHz	5.000 GHz	1.000 MHz	4.32642 GHz	-44.63 dBm	-31.63 dB
5.000 GHz	7.000 GHz	1.000 MHz	6.94776 GHz	-42.45 dBm	-29.45 dB

Date: 16.APR.2022 01:18:44

Highest Channel / QPSK

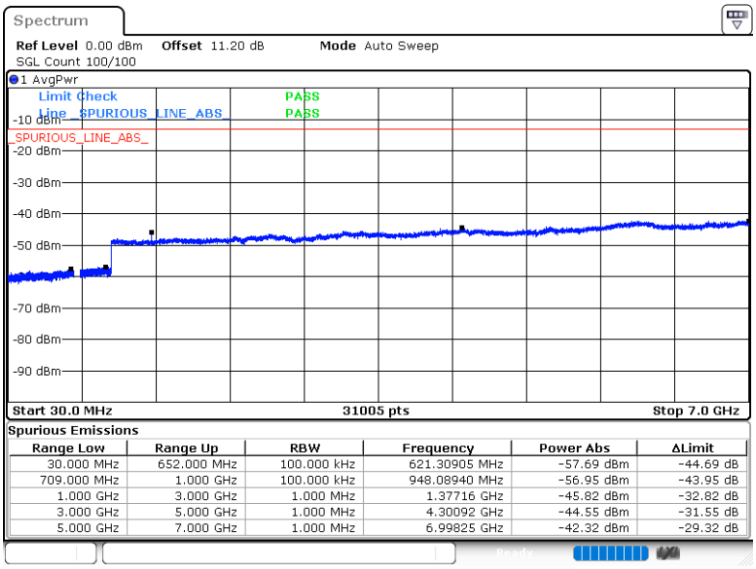

Spurious Emissions

Range Low	Range Up	RBW	Frequency	Power Abs	ΔLimit
30.000 MHz	652.000 MHz	100.000 kHz	621.30905 MHz	-57.69 dBm	-44.69 dB
709.000 MHz	1.000 GHz	100.000 kHz	948.08940 MHz	-56.95 dBm	-43.95 dB
1.000 GHz	3.000 GHz	1.000 MHz	1.37716 GHz	-45.82 dBm	-32.82 dB
3.000 GHz	5.000 GHz	1.000 MHz	4.30092 GHz	-44.55 dBm	-31.55 dB
5.000 GHz	7.000 GHz	1.000 MHz	6.99825 GHz	-42.32 dBm	-29.32 dB

Date: 16.APR.2022 01:23:32

LTE Band 71 / 15MHz

Lowest Channel / QPSK

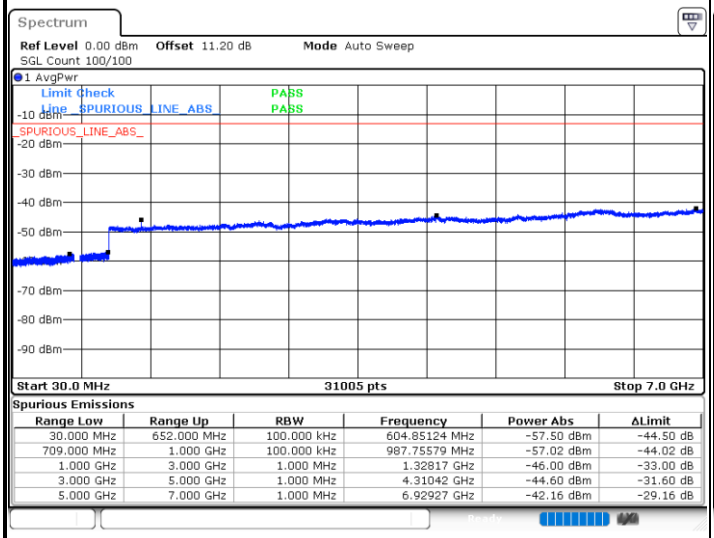

Spurious Emissions

Range Low	Range Up	RBW	Frequency	Power Abs	ΔLimit
30.000 MHz	652.000 MHz	100.000 kHz	604.85124 MHz	-57.50 dBm	-44.50 dB
709.000 MHz	1.000 GHz	100.000 kHz	987.75579 MHz	-57.02 dBm	-44.02 dB
1.000 GHz	3.000 GHz	1.000 MHz	1.32817 GHz	-46.00 dBm	-33.00 dB
3.000 GHz	5.000 GHz	1.000 MHz	4.31042 GHz	-44.60 dBm	-31.60 dB
5.000 GHz	7.000 GHz	1.000 MHz	6.92927 GHz	-42.16 dBm	-29.16 dB

Date: 16.APR.2022 01:33:58

Middle Channel / QPSK

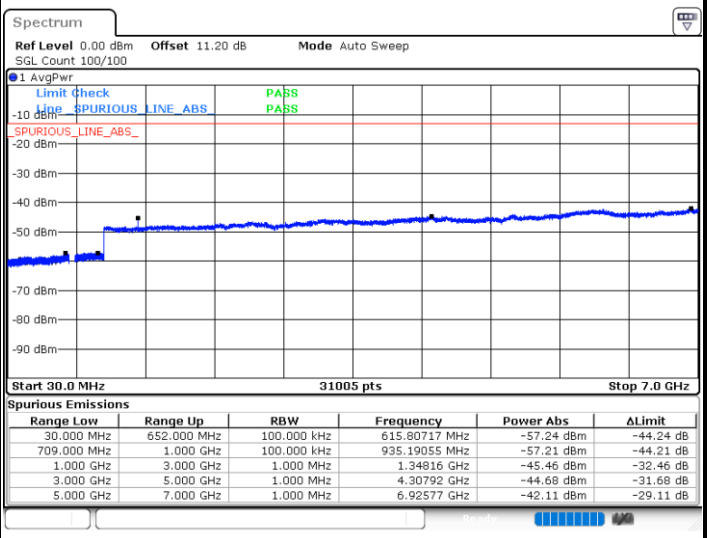

Spurious Emissions

Range Low	Range Up	RBW	Frequency	Power Abs	ΔLimit
30.000 MHz	652.000 MHz	100.000 kHz	615.80717 MHz	-57.24 dBm	-44.24 dB
709.000 MHz	1.000 GHz	100.000 kHz	935.19055 MHz	-57.21 dBm	-44.21 dB
1.000 GHz	3.000 GHz	1.000 MHz	1.34816 GHz	-45.46 dBm	-32.46 dB
3.000 GHz	5.000 GHz	1.000 MHz	4.30792 GHz	-44.68 dBm	-31.68 dB
5.000 GHz	7.000 GHz	1.000 MHz	6.92577 GHz	-42.11 dBm	-29.11 dB

Date: 16.APR.2022 01:36:47

Highest Channel / QPSK

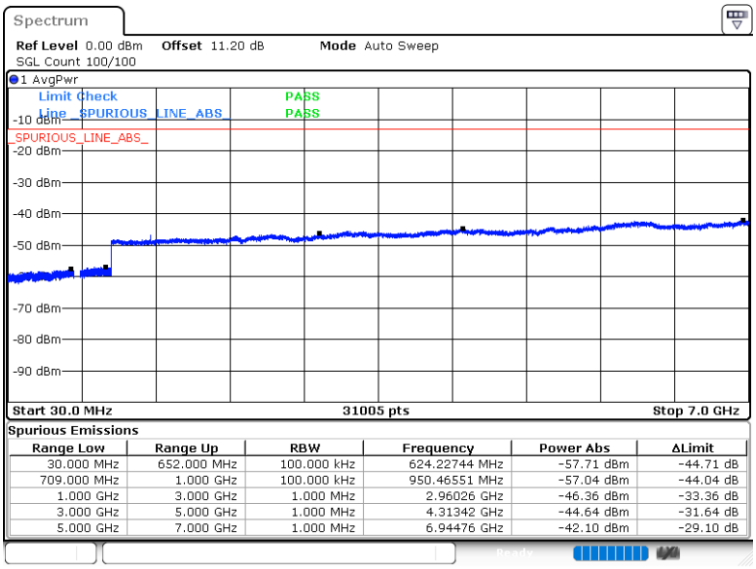

Spurious Emissions

Range Low	Range Up	RBW	Frequency	Power Abs	ΔLimit
30.000 MHz	652.000 MHz	100.000 kHz	624.22744 MHz	-57.71 dBm	-44.71 dB
709.000 MHz	1.000 GHz	100.000 kHz	950.46551 MHz	-57.04 dBm	-44.04 dB
1.000 GHz	3.000 GHz	1.000 MHz	2.96026 GHz	-46.36 dBm	-33.36 dB
3.000 GHz	5.000 GHz	1.000 MHz	4.31342 GHz	-44.64 dBm	-31.64 dB
5.000 GHz	7.000 GHz	1.000 MHz	6.94476 GHz	-42.10 dBm	-29.10 dB

Date: 16.APR.2022 01:41:35

LTE Band 71 / 20MHz

Lowest Channel / QPSK

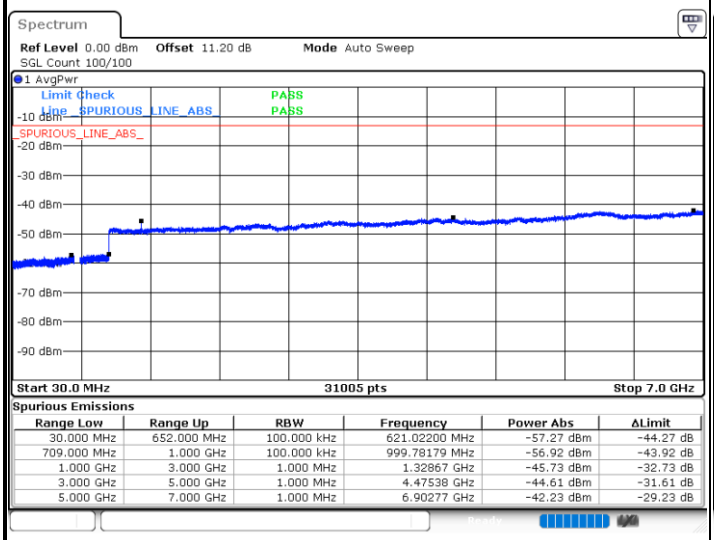

Spurious Emissions

Range Low	Range Up	RBW	Frequency	Power Abs	ΔLimit
30.000 MHz	652.000 MHz	100.000 kHz	621.02200 MHz	-57.27 dBm	-44.27 dB
709.000 MHz	1.000 GHz	100.000 kHz	999.78179 MHz	-56.92 dBm	-43.92 dB
1.000 GHz	3.000 GHz	1.000 MHz	1.32867 GHz	-45.73 dBm	-32.73 dB
3.000 GHz	5.000 GHz	1.000 MHz	4.47538 GHz	-44.61 dBm	-31.61 dB
5.000 GHz	7.000 GHz	1.000 MHz	6.90277 GHz	-42.23 dBm	-29.23 dB

Date: 16.APR.2022 01:57:22

Middle Channel / QPSK

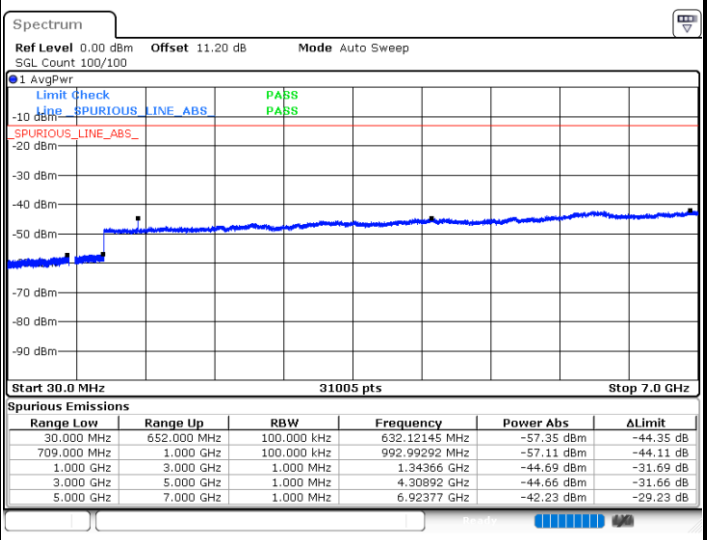

Spurious Emissions

Range Low	Range Up	RBW	Frequency	Power Abs	ΔLimit
30.000 MHz	652.000 MHz	100.000 kHz	632.12145 MHz	-57.35 dBm	-44.35 dB
709.000 MHz	1.000 GHz	100.000 kHz	992.99292 MHz	-57.11 dBm	-44.11 dB
1.000 GHz	3.000 GHz	1.000 MHz	1.34366 GHz	-44.69 dBm	-31.69 dB
3.000 GHz	5.000 GHz	1.000 MHz	4.30892 GHz	-44.66 dBm	-31.66 dB
5.000 GHz	7.000 GHz	1.000 MHz	6.92377 GHz	-42.23 dBm	-29.23 dB

Date: 16.APR.2022 02:00:11

Highest Channel / QPSK

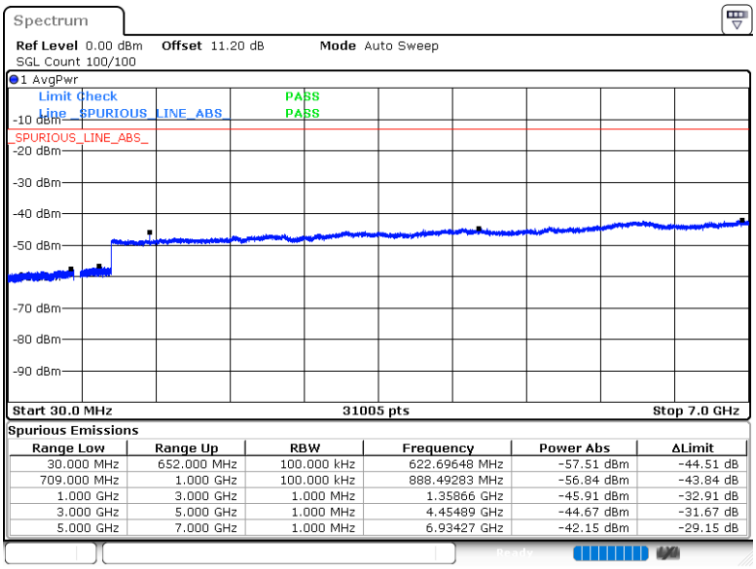

Spurious Emissions

Range Low	Range Up	RBW	Frequency	Power Abs	ΔLimit
30.000 MHz	652.000 MHz	100.000 kHz	622.69648 MHz	-57.51 dBm	-44.51 dB
709.000 MHz	1.000 GHz	100.000 kHz	888.49283 MHz	-56.84 dBm	-43.84 dB
1.000 GHz	3.000 GHz	1.000 MHz	1.35866 GHz	-45.91 dBm	-32.91 dB
3.000 GHz	5.000 GHz	1.000 MHz	4.45489 GHz	-44.67 dBm	-31.67 dB
5.000 GHz	7.000 GHz	1.000 MHz	6.93427 GHz	-42.15 dBm	-29.15 dB

Date: 16.APR.2022 02:04:59

Frequency Stability

Test Conditions		LTE Band 71 (QPSK) / Middle Channel	Limit
Temperature (°C)	Voltage (Volt)	BW 10MHz	Note 2.
		Deviation (ppm)	Result
50	Normal Voltage	0.0212	PASS
40	Normal Voltage	0.0013	
30	Normal Voltage	0.0272	
20(Ref.)	Normal Voltage	0.0000	
10	Normal Voltage	0.0110	
0	Normal Voltage	0.0153	
-10	Normal Voltage	0.0069	
-20	Normal Voltage	0.0003	
-30	Normal Voltage	0.0006	
20	Maximum Voltage	0.0069	
20	Normal Voltage	0.0103	
20	Battery End Point	0.0057	

Note:

1. Normal Voltage = 3.86 V.；Battery End Point (BEP) = 3.40 V.；Maximum Voltage = 4.45 V.
2. The frequency fundamental emissions stay within the authorized frequency block.

Appendix B. Test Results of Radiated Test

<Primary Antenna>
<Ant. 0>

LTE Band 5

LTE Band 5 / 10MHz / QPSK									
Channel	Frequency (MHz)	ERP (dBm)	Limit (dBm)	Margin (dB)	SPA Reading (dBm)	S.G. Power (dBm)	TX Cable loss (dB)	TX Antenna Gain (dBi)	Polarization (H/V)
Lowest	1648	-58.52	-13	-45.52	-68.39	-60.93	4.92	9.48	H
	2472	-45.64	-13	-32.64	-58.54	-47.92	6.07	10.50	H
	3298	-62.00	-13	-49.00	-78.58	-63.91	7.03	11.10	H
									H
									H
									H
	1648	-59.92	-13	-46.92	-69.56	-62.33	4.92	9.48	V
	2472	-45.78	-13	-32.78	-58.62	-48.06	6.07	10.50	V
	3298	-62.11	-13	-49.11	-78.44	-64.02	7.03	11.10	V
									V
									V
									V
Middle	1664	-59.36	-13	-46.36	-69.23	-61.85	4.95	9.58	H
	2496	-46.43	-13	-33.43	-59.41	-48.68	6.10	10.50	H
	3328	-62.45	-13	-49.45	-78.97	-64.39	7.06	11.16	H
									H
									H
									H
	1664	-61.53	-13	-48.53	-71.18	-64.02	4.95	9.58	V
	2496	-48.66	-13	-35.66	-61.55	-50.91	6.10	10.50	V
	3328	-62.68	-13	-49.68	-78.95	-64.62	7.06	11.16	V
									V
									V
									V

Highest	1680	-59.11	-13	-46.11	-68.97	-61.67	4.97	9.68	H
	2520	-46.72	-13	-33.72	-59.84	-48.94	6.13	10.50	H
	3360	-62.00	-13	-49.00	-78.47	-63.97	7.10	11.22	H
									H
									H
									H
	1680	-60.66	-13	-47.66	-70.3	-63.22	4.97	9.68	V
	2520	-47.04	-13	-34.04	-60.05	-49.26	6.13	10.50	V
	3360	-62.71	-13	-49.71	-78.93	-64.68	7.10	11.22	V
									V
									V
									V

Remark: Spurious emissions within 30-1000MHz were found more than 20dB below limit line.

LTE Band 5B

LTE Band 5B / 10MHz+10MHz / QPSK									
Channel	Frequency (MHz)	ERP (dBm)	Limit (dBm)	Margin (dB)	SPA Reading (dBm)	S.G. Power (dBm)	TX Cable loss (dB)	TX Antenna Gain (dBi)	Polarization (H/V)
Lowest	1664	-61.84	-13	-48.84	-71.71	-64.33	4.95	9.58	H
	2504	-54.13	-13	-41.13	-67.14	-56.37	6.11	10.50	H
	3333	-62.57	-13	-49.57	-79.08	-64.52	7.07	11.17	H
									H
									H
									H
	1664	-63.87	-13	-50.87	-73.51	-66.36	4.95	9.58	V
	2504	-51.26	-13	-38.26	-64.17	-53.50	6.11	10.50	V
	3333	-62.45	-13	-49.45	-78.71	-64.40	7.07	11.17	V
									V
									V
									V
Middle	1672	-60.64	-13	-47.64	-70.5	-63.16	4.96	9.63	H
	2512	-54.29	-13	-41.29	-67.36	-56.52	6.12	10.50	H
	3344	-62.30	-13	-49.30	-78.8	-64.26	7.08	11.19	H
									H
									H
									H
	1672	-63.37	-13	-50.37	-73.01	-65.89	4.96	9.63	V
	2512	-54.29	-13	-41.29	-67.26	-56.52	6.12	10.50	V
	3344	-62.77	-13	-49.77	-79.02	-64.73	7.08	11.19	V
									V
									V
									V

Highest	1680	-62.24	-13	-49.24	-72.1	-64.80	4.97	9.68	H
	2520	-55.21	-13	-42.21	-68.33	-57.43	6.13	10.50	H
	3352	-62.28	-13	-49.28	-78.76	-64.24	7.09	11.20	H
									H
									H
									H
	1680	-63.37	-13	-50.37	-73.01	-65.93	4.97	9.68	V
	2520	-53.38	-13	-40.38	-66.39	-55.60	6.13	10.50	V
	3352	-62.23	-13	-49.23	-78.46	-64.19	7.09	11.20	V
									V
									V
									V

Remark: Spurious emissions within 30-1000MHz were found more than 20dB below limit line.

LTE Band 13

LTE Band 13 / 5MHz / QPSK									
Channel	Frequency (MHz)	ERP (dBm)	Limit (dBm)	Margin (dB)	SPA Reading (dBm)	S.G. Power (dBm)	TX Cable loss (dB)	TX Antenna Gain (dBi)	Polarization (H/V)
Lowest	1552	-61.37	-13	-48.37	-71.20	-63.15	4.78	8.72	H
	2336	-63.30	-13	-50.30	-75.96	-65.76	5.89	10.50	H
	3104	-62.43	-13	-49.43	-78.77	-63.97	6.82	10.51	H
									H
									H
									H
	1552	-61.76	-13	-48.76	-71.48	-63.54	4.78	8.72	V
	2336	-58.88	-13	-45.88	-71.52	-61.34	5.89	10.50	V
	3104	-62.91	-13	-49.91	-78.93	-64.45	6.82	10.51	V
									V
									V
									V
Middle	1560	-62.65	-42.15	-20.50	-72.48	-64.48	4.80	8.78	H
	2340	-64.87	-13	-51.87	-77.54	-67.33	5.89	10.50	H
	3120	-62.35	-13	-49.35	-78.77	-63.90	6.84	10.54	H
									H
									H
									H
	1560	-62.90	-42.15	-20.75	-72.60	-64.73	4.80	8.78	V
	2340	-64.68	-13	-51.68	-77.35	-67.14	5.89	10.50	V
	3120	-62.80	-13	-49.80	-78.91	-64.35	6.84	10.54	V
									V
									V
									V

Highest	1568	-62.54	-42.15	-20.39	-72.39	-64.43	4.81	8.84	H
	2344	-61.81	-13	-48.81	-74.48	-64.26	5.90	10.50	H
	3136	-62.35	-13	-49.35	-78.84	-63.92	6.86	10.57	H
									H
									H
									H
	1568	-63.04	-42.15	-20.89	-72.73	-64.93	4.81	8.84	V
	2344	-60.41	-13	-47.41	-73.09	-62.86	5.90	10.50	V
	3136	-62.94	-13	-49.94	-79.14	-64.51	6.86	10.57	V
									V
									V
									V

Remark: Spurious emissions within 30-1000MHz were found more than 20dB below limit line.

LTE Band 13 / 10MHz / QPSK									
Channel	Frequency (MHz)	ERP (dBm)	Limit (dBm)	Margin (dB)	SPA Reading (dBm)	S.G. Power (dBm)	TX Cable loss (dB)	TX Antenna Gain (dBi)	Polarization (H/V)
Middle	1552	-62.12	-13	-49.12	-71.95	-63.90	4.78	8.72	H
	2328	-64.69	-13	-51.69	-77.34	-67.16	5.88	10.50	H
	3104	-62.45	-13	-49.45	-78.79	-63.99	6.82	10.51	H
									H
									H
									H
	1552	-61.81	-13	-48.81	-71.53	-63.59	4.78	8.72	V
	2328	-64.88	-13	-51.88	-77.52	-67.35	5.88	10.50	V
	3104	-62.44	-13	-49.44	-78.46	-63.98	6.82	10.51	V
									V
									V
									V

Remark: Spurious emissions within 30-1000MHz were found more than 20dB below limit line.

LTE Band 17

LTE Band 17 / 10MHz / QPSK									
Channel	Frequency (MHz)	ERP (dBm)	Limit (dBm)	Margin (dB)	SPA Reading (dBm)	S.G. Power (dBm)	TX Cable loss (dB)	TX Antenna Gain (dBi)	Polarization (H/V)
Lowest	1409	-63.82	-13	-50.82	-73.49	-65.18	4.14	7.65	H
	2113	-62.47	-13	-49.47	-74.54	-64.16	5.58	9.43	H
	2818	-63.55	-13	-50.55	-78.39	-65.61	6.49	10.70	H
									H
									H
									H
	1409	-64.59	-13	-51.59	-74.12	-65.95	4.14	7.65	V
	2113	-65.60	-13	-52.60	-77.61	-67.29	5.58	9.43	V
	2818	-63.83	-13	-50.83	-78.44	-65.89	6.49	10.70	V
									V
									V
									V
Middle	1411	-63.84	-13	-50.84	-73.51	-65.21	4.14	7.67	H
	2116	-55.80	-13	-42.80	-67.88	-57.49	5.59	9.43	H
	2822	-63.28	-13	-50.28	-78.15	-65.33	6.50	10.70	H
									H
									H
									H
	1411	-64.54	-13	-51.54	-74.08	-65.91	4.14	7.67	V
	2116	-61.96	-13	-48.96	-73.98	-63.65	5.59	9.43	V
	2822	-63.20	-13	-50.20	-77.83	-65.25	6.50	10.70	V
									V
									V
									V

Highest	1413	-65.86	-13	-52.86	-75.53	-67.24	4.15	7.68	H
	2119	-65.49	-13	-52.49	-77.59	-67.19	5.59	9.44	H
	2826	-63.32	-13	-50.32	-78.21	-65.37	6.50	10.70	H
									H
									H
									H
	1413	-65.84	-13	-52.84	-75.38	-67.22	4.15	7.68	V
	2119	-65.59	-13	-52.59	-77.62	-67.29	5.59	9.44	V
	2826	-63.50	-13	-50.50	-78.15	-65.55	6.50	10.70	V
									V
									V
									V

Remark: Spurious emissions within 30-1000MHz were found more than 20dB below limit line.

LTE Band 71

LTE Band 71 / 20MHz / QPSK									
Channel	Frequency (MHz)	ERP (dBm)	Limit (dBm)	Margin (dB)	SPA Reading (dBm)	S.G. Power (dBm)	TX Cable loss (dB)	TX Antenna Gain (dBi)	Polarization (H/V)
Lowest	1328	-65.59	-13	-52.59	-75.25	-68.58	4.08	7.07	H
	1992	-63.48	-13	-50.48	-74.95	-67.99	5.42	9.93	H
	2656	-63.88	-13	-50.88	-77.84	-67.98	6.30	10.40	H
									H
									H
									H
	1328	-65.92	-13	-52.92	-75.29	-68.91	4.08	7.07	V
	1992	-65.58	-13	-52.58	-77.11	-70.09	5.42	9.93	V
	2656	-64.46	-13	-51.46	-78.22	-68.56	6.30	10.40	V
									V
									V
									V
Middle	1348	-65.97	-13	-52.97	-75.62	-69.06	4.10	7.19	H
	2022	-63.54	-13	-50.54	-75.16	-67.85	5.46	9.77	H
	2696	-63.80	-13	-50.80	-77.97	-67.85	6.35	10.40	H
									H
									H
									H
	1348	-65.93	-13	-52.93	-75.33	-69.02	4.10	7.19	V
	2022	-62.24	-13	-49.24	-73.91	-66.55	5.46	9.77	V
	2696	-63.37	-13	-50.37	-77.33	-67.42	6.35	10.40	V
									V
									V
									V

Highest	1358	-64.94	-13	-51.94	-74.58	-68.10	4.10	7.26	H
	2037	-64.82	-13	-51.82	-76.51	-69.02	5.48	9.68	H
	2716	-64.41	-13	-51.41	-78.67	-68.54	6.37	10.50	H
									H
									H
									H
	1358	-65.31	-13	-52.31	-74.72	-68.47	4.10	7.26	V
	2037	-65.40	-13	-52.40	-77.12	-69.60	5.48	9.68	V
	2716	-64.72	-13	-51.72	-78.77	-68.85	6.37	10.50	V
									V
									V
									V

Remark: Spurious emissions within 30-1000MHz were found more than 20dB below limit line.

<Ant. 2>

LTE Band 2

LTE Band 2 / 20MHz / QPSK									
Channel	Frequency (MHz)	ERP (dBm)	Limit (dBm)	Margin (dB)	SPA Reading (dBm)	S.G. Power (dBm)	TX Cable loss (dB)	TX Antenna Gain (dBi)	Polarization (H/V)
Lowest	3702	-60.89	-13	-47.89	-79.21	-65.29	7.50	11.90	H
	5553	-57.94	-13	-44.94	-80.36	-61.25	9.19	12.49	H
	7404	-55.83	-13	-42.83	-82.22	-56.37	10.68	11.22	H
									H
									H
									H
	3702	-58.96	-13	-45.96	-76.89	-63.36	7.50	11.90	V
	5553	-52.44	-13	-39.44	-74.81	-55.75	9.19	12.49	V
	7404	-55.40	-13	-42.40	-82.14	-55.94	10.68	11.22	V
									V
									V
									V
Middle	3744	-60.51	-13	-47.51	-79.06	-64.77	7.55	11.81	H
	5616	-51.05	-13	-38.05	-73.65	-54.14	9.25	12.34	H
	7484	-55.75	-13	-42.75	-82.1	-56.48	10.74	11.47	H
									H
									H
									H
	3744	-60.91	-13	-47.91	-79.11	-65.17	7.55	11.81	V
	5616	-48.48	-13	-35.48	-71.07	-51.57	9.25	12.34	V
	7484	-55.39	-13	-42.39	-81.97	-56.12	10.74	11.47	V
									V
									V
									V

Highest	3780	-60.01	-13	-47.01	-78.74	-64.10	7.59	11.68	H
	5673	-55.74	-13	-42.74	-78.56	-58.55	9.30	12.11	H
	7564	-55.36	-13	-42.36	-81.8	-56.26	10.80	11.70	H
									H
									H
									H
	3780	-59.33	-13	-46.33	-77.79	-63.42	7.59	11.68	V
	5673	-50.55	-13	-37.55	-73.49	-53.36	9.30	12.11	V
	7564	-55.24	-13	-42.24	-81.95	-56.14	10.80	11.70	V
									V
									V
									V

Remark: Spurious emissions within 30-1000MHz were found more than 20dB below limit line.

LTE Band 7

LTE Band 7 / 20MHz / QPSK									
Channel	Frequency (MHz)	EIRP (dBm)	Limit (dBm)	Margin (dB)	SPA Reading (dBm)	S.G. Power (dBm)	TX Cable loss (dB)	TX Antenna Gain (dBi)	Polarization (H/V)
Lowest	5002	-58.65	-25	-33.65	-80.28	-61.14	8.71	11.20	H
	7503	-55.78	-25	-30.78	-82.14	-56.54	10.75	11.51	H
	10004	-52.93	-25	-27.93	-81.48	-51.40	12.45	10.93	H
									H
									H
									H
	5002	-58.45	-25	-33.45	-80.06	-60.94	8.71	11.20	V
	7503	-55.72	-25	-30.72	-82.28	-56.48	10.75	11.51	V
	10004	-53.60	-25	-28.60	-81.23	-52.07	12.45	10.93	V
									V
									V
									V
Middle	5052	-58.00	-25	-33.00	-79.7	-60.45	8.75	11.21	H
	7578	-48.21	-25	-23.21	-74.68	-49.10	10.81	11.70	H
	10104	-52.63	-25	-27.63	-81.22	-51.69	12.53	11.60	H
									H
									H
									H
	5052	-57.87	-25	-32.87	-79.53	-60.32	8.75	11.21	V
	7578	-51.26	-25	-26.26	-78	-52.15	10.81	11.70	V
	10104	-53.51	-25	-28.51	-81.22	-52.57	12.53	11.60	V
									V
									V
									V

Highest	5102	-58.20	-25	-33.20	-79.95	-60.81	8.80	11.41	H
	7653	-55.35	-25	-30.35	-81.95	-56.07	10.86	11.59	H
	10204	-52.91	-25	-27.91	-81.54	-51.80	12.61	11.51	H
									H
									H
									H
	5102	-58.37	-25	-33.37	-80.07	-60.98	8.80	11.41	V
	7653	-54.25	-25	-29.25	-81.1	-54.97	10.86	11.59	V
	10204	-53.25	-25	-28.25	-81.04	-52.14	12.61	11.51	V
									V
									V
									V

Remark: Spurious emissions within 30-1000MHz were found more than 20dB below limit line.

LTE Band 7C

LTE Band 7 / 20MHz+20MHz / QPSK									
Channel	Frequency (MHz)	EIRP (dBm)	Limit (dBm)	Margin (dB)	SPA Reading (dBm)	S.G. Power (dBm)	TX Cable loss (dB)	TX Antenna Gain (dBi)	Polarization (H/V)
Lowest	5046	-57.92	-25	-32.92	-79.6	-60.37	8.75	11.20	H
	7560	-51.11	-25	-26.11	-77.54	-52.02	10.79	11.70	H
	10080	-53.14	-25	-28.14	-81.72	-52.09	12.51	11.46	H
									H
									H
									H
	5046	-58.21	-25	-33.21	-79.86	-60.66	8.75	11.20	V
	7560	-53.40	-25	-28.40	-80.09	-54.31	10.79	11.70	V
	10080	-53.84	-25	-28.84	-81.53	-52.79	12.51	11.46	V
									V
									V
									V
Middle	5067	-57.56	-25	-32.56	-79.28	-60.06	8.77	11.27	H
	7602	-53.17	-25	-28.17	-79.67	-54.04	10.83	11.70	H
	10136	-52.80	-25	-27.80	-81.4	-51.81	12.56	11.56	H
									H
									H
									H
	5067	-57.81	-25	-32.81	-79.49	-60.31	8.77	11.27	V
	7602	-54.40	-25	-29.40	-81.19	-55.27	10.83	11.70	V
	10136	-53.40	-25	-28.40	-81.13	-52.41	12.56	11.56	V
									V
									V
									V

Highest	5098	-58.07	-25	-33.07	-79.81	-60.67	8.79	11.39	H
	7647	-51.31	-25	-26.31	-77.9	-52.06	10.86	11.61	H
	10196	-52.83	-25	-27.83	-81.45	-51.73	12.61	11.50	H
									H
									H
									H
	5098	-58.37	-25	-33.37	-80.07	-60.97	8.79	11.39	V
	7647	-52.05	-25	-27.05	-78.9	-52.80	10.86	11.61	V
	10196	-53.18	-25	-28.18	-80.95	-52.08	12.61	11.50	V
									V
									V
									V

Remark: Spurious emissions within 30-1000MHz were found more than 20dB below limit line.

LTE Band 41 (HPUE)

LTE Band 41 (HPUE) / 20MHz / QPSK									
Channel	Frequency (MHz)	EIRP (dBm)	Limit (dBm)	Margin (dB)	SPA Reading (dBm)	S.G. Power (dBm)	TX Cable loss (dB)	TX Antenna Gain (dBi)	Polarization (H/V)
Lowest	4996	-58.33	-25	-33.33	-79.95	-60.84	8.71	11.22	H
	7494	-54.20	-25	-29.20	-80.55	-54.94	10.75	11.49	H
	9992	-53.48	-25	-28.48	-82.01	-52.95	12.44	11.92	H
									H
									H
									H
	4996	-58.37	-25	-33.37	-79.97	-60.88	8.71	11.22	V
	7494	-54.31	-25	-29.31	-80.87	-55.05	10.75	11.49	V
	9992	-54.14	-25	-29.14	-81.77	-53.61	12.44	11.92	V
									V
									V
									V
Middle	5168	-58.34	-25	-33.34	-80.17	-61.26	8.85	11.77	H
	7752	-39.63	-25	-14.63	-66.45	-39.99	10.94	11.30	H
	10336	-53.13	-25	-28.13	-81.83	-52.15	12.72	11.74	H
									H
									H
									H
	5168	-58.24	-25	-33.24	-80.01	-61.16	8.85	11.77	V
	7752	-45.70	-25	-20.70	-72.69	-46.06	10.94	11.30	V
	10336	-53.75	-25	-28.75	-81.65	-52.77	12.72	11.74	V
									V
									V
									V

Highest	5344	-58.86	-25	-33.86	-80.94	-62.03	9.01	12.18	H
	8016	-52.91	-25	-27.91	-79.98	-53.08	11.13	11.30	H
	10688	-52.76	-25	-27.76	-81.77	-51.36	12.94	11.54	H
									H
									H
									H
	5344	-59.08	-25	-34.08	-81.01	-62.25	9.01	12.18	V
	8016	-52.58	-25	-27.58	-79.7	-52.75	11.13	11.30	V
	10688	-53.36	-25	-28.36	-81.76	-51.96	12.94	11.54	V
									V
									V
									V

Remark: Spurious emissions within 30-1000MHz were found more than 20dB below limit line.

LTE Band 41C (HPUE)

LTE Band 41C (HPUE) / 20MHz+20MHz / QPSK									
Channel	Frequency (MHz)	EIRP (dBm)	Limit (dBm)	Margin (dB)	SPA Reading (dBm)	S.G. Power (dBm)	TX Cable loss (dB)	TX Antenna Gain (dBi)	Polarization (H/V)
Lowest	5028	-58.16	-25	-33.16	-79.82	-60.63	8.73	11.20	H
	7544	-55.96	-25	-30.96	-82.38	-56.85	10.78	11.68	H
	10062	-53.03	-25	-28.03	-81.59	-51.86	12.50	11.33	H
									H
									H
									H
	5028	-58.64	-25	-33.64	-80.27	-61.11	8.73	11.20	V
	7544	-54.29	-25	-29.29	-80.95	-55.18	10.78	11.68	V
	10062	-54.18	-25	-29.18	-81.85	-53.01	12.50	11.33	V
									V
									V
									V
Middle	5184	-58.31	-25	-33.31	-80.16	-61.28	8.87	11.84	H
	7776	-55.20	-25	-30.20	-82.07	-55.55	10.95	11.30	H
	10368	-53.04	-25	-28.04	-81.75	-52.06	12.74	11.77	H
									H
									H
									H
	5184	-58.46	-25	-33.46	-80.24	-61.43	8.87	11.84	V
	7776	-54.94	-25	-29.94	-81.96	-55.29	10.95	11.30	V
	10368	-53.85	-25	-28.85	-81.78	-52.87	12.74	11.77	V
									V
									V
									V

Highest	5340	-58.82	-25	-33.82	-80.9	-61.98	9.00	12.16	H
	8007	-54.87	-25	-29.87	-81.93	-55.05	11.12	11.30	H
	10674	-52.94	-25	-27.94	-81.94	-51.58	12.94	11.58	H
									H
									H
									H
	5340	-59.28	-25	-34.28	-81.2	-62.44	9.00	12.16	V
	8007	-54.54	-25	-29.54	-81.63	-54.72	11.12	11.30	V
	10674	-53.53	-25	-28.53	-81.91	-52.17	12.94	11.58	V
									V
									V
									V

Remark: Spurious emissions within 30-1000MHz were found more than 20dB below limit line.

LTE Band 66

LTE Band 66 / 20MHz / QPSK									
Channel	Frequency (MHz)	EIRP (dBm)	Limit (dBm)	Margin (dB)	SPA Reading (dBm)	S.G. Power (dBm)	TX Cable loss (dB)	TX Antenna Gain (dBi)	Polarization (H/V)
Lowest	3420	-57.30	-13	-44.30	-74.57	-61.60	7.16	11.46	H
	5136	-50.64	-13	-37.64	-72.43	-53.43	8.83	11.62	H
	6844	-56.59	-13	-43.59	-81.85	-57.52	10.26	11.19	H
									H
									H
									H
	3420	-57.53	-13	-44.53	-74.6	-61.83	7.16	11.46	V
	5136	-41.04	-13	-28.04	-62.77	-43.83	8.83	11.62	V
	6844	-55.74	-13	-42.74	-81.82	-56.67	10.26	11.19	V
									V
									V
									V
Middle	3472	-61.50	-13	-48.50	-78.8	-66.07	7.22	11.79	H
	5208	-58.44	-13	-45.44	-80.32	-61.47	8.89	11.92	H
	6944	-56.37	-13	-43.37	-81.75	-57.52	10.34	11.49	H
									H
									H
									H
	3472	-61.69	-13	-48.69	-78.93	-66.26	7.22	11.79	V
	5208	-58.21	-13	-45.21	-80.02	-61.24	8.89	11.92	V
	6944	-55.63	-13	-42.63	-81.77	-56.78	10.34	11.49	V
									V
									V
									V

Highest	3522	-60.68	-13	-47.68	-78.1	-65.30	7.28	11.90	H
	5283	-58.76	-13	-45.76	-80.7	-61.81	8.95	12.00	H
	7044	-56.31	-13	-43.31	-81.96	-57.12	10.41	11.22	H
									H
									H
									H
	3522	-61.58	-13	-48.58	-78.9	-66.20	7.28	11.90	V
	5283	-58.83	-13	-45.83	-80.7	-61.88	8.95	12.00	V
	7044	-55.26	-13	-42.26	-81.6	-56.07	10.41	11.22	V
									V
									V
									V

Remark: Spurious emissions within 30-1000MHz were found more than 20dB below limit line.

LTE Band 66B

LTE Band 66B / 15MHz+5MHz / QPSK									
Channel	Frequency (MHz)	EIRP (dBm)	Limit (dBm)	Margin (dB)	SPA Reading (dBm)	S.G. Power (dBm)	TX Cable loss (dB)	TX Antenna Gain (dBi)	Polarization (H/V)
Lowest	3448	-61.47	-13	-48.47	-78.76	-65.96	7.19	11.68	H
	5172	-58.12	-13	-45.12	-79.96	-61.05	8.86	11.79	H
	6894	-56.79	-13	-43.79	-82.11	-57.87	10.30	11.38	H
									H
									H
									H
	3448	-61.85	-13	-48.85	-79.01	-66.34	7.19	11.68	V
	5172	-58.32	-13	-45.32	-80.1	-61.25	8.86	11.79	V
	6894	-56.08	-13	-43.08	-82.19	-57.16	10.30	11.38	V
									V
									V
									V
Middle	3516	-61.74	-13	-48.74	-79.13	-66.37	7.27	11.90	H
	5277	-58.42	-13	-45.42	-80.43	-61.47	8.95	12.00	H
	7037	-56.01	-13	-43.01	-81.63	-56.85	10.41	11.25	H
									H
									H
									H
	3516	-61.25	-13	-48.25	-78.58	-65.88	7.27	11.90	V
	5277	-58.71	-13	-45.71	-80.6	-61.76	8.95	12.00	V
	7037	-55.52	-13	-42.52	-81.85	-56.36	10.41	11.25	V
									V
									V
									V

Highest	3546	-61.37	-13	-48.37	-78.9	-65.96	7.31	11.90	H
	5323	-58.68	-13	-45.68	-80.72	-61.78	8.99	12.09	H
	7097	-56.04	-13	-43.04	-81.95	-56.60	10.45	11.01	H
									H
									H
									H
	3546	-61.77	-13	-48.77	-79.07	-66.36	7.31	11.90	V
	5323	-58.95	-13	-45.95	-80.85	-62.05	8.99	12.09	V
	7097	-55.37	-13	-42.37	-81.92	-55.93	10.45	11.01	V
									V
									V
									V

Remark: Spurious emissions within 30-1000MHz were found more than 20dB below limit line.

LTE Band 66C

LTE Band 66C / 20MHz+20MHz / QPSK									
Channel	Frequency (MHz)	EIRP (dBm)	Limit (dBm)	Margin (dB)	SPA Reading (dBm)	S.G. Power (dBm)	TX Cable loss (dB)	TX Antenna Gain (dBi)	Polarization (H/V)
Lowest	3456	-58.72	-13	-45.72	-76.01	-63.24	7.20	11.72	H
	5184	-54.21	-13	-41.21	-76.06	-57.18	8.87	11.84	H
	6912	-56.35	-13	-43.35	-81.69	-57.46	10.31	11.42	H
									H
									H
									H
	3456	-61.56	-13	-48.56	-78.76	-66.08	7.20	11.72	V
	5184	-56.69	-13	-43.69	-78.47	-59.66	8.87	11.84	V
	6912	-55.62	-13	-42.62	-81.74	-56.73	10.31	11.42	V
									V
									V
									V
Middle	3508	-62.11	-13	-49.11	-79.46	-66.75	7.26	11.90	H
	5262	-51.54	-13	-38.54	-73.51	-54.60	8.94	12.00	H
	7016	-56.51	-13	-43.51	-82.03	-57.45	10.39	11.34	H
									H
									H
									H
	3508	-62.40	-13	-49.40	-79.72	-67.04	7.26	11.90	V
	5262	-58.93	-13	-45.93	-80.79	-61.99	8.94	12.00	V
	7016	-55.80	-13	-42.80	-82.04	-56.74	10.39	11.34	V
									V
									V
									V

Highest	3522	-51.04	-13	-38.04	-68.46	-55.66	7.28	11.90	H
	5280	-55.75	-13	-42.75	-77.73	-58.80	8.95	12.00	H
	7040	-56.14	-13	-43.14	-81.78	-56.97	10.41	11.24	H
									H
									H
									H
	3522	-61.74	-13	-48.74	-79.06	-66.36	7.28	11.90	V
	5280	-59.08	-13	-46.08	-80.95	-62.13	8.95	12.00	V
	7040	-55.15	-13	-42.15	-81.48	-55.98	10.41	11.24	V
									V
									V
									V

Remark: Spurious emissions within 30-1000MHz were found more than 20dB below limit line.

<ASDIV Antenna>
<Ant. 0>

LTE Band 2

LTE Band 2 / 20MHz / QPSK									
Channel	Frequency (MHz)	EIRP (dBm)	Limit (dBm)	Margin (dB)	SPA Reading (dBm)	S.G. Power (dBm)	TX Cable loss (dB)	TX Antenna Gain (dBi)	Polarization (H/V)
Lowest	3702	-60.95	-13	-47.95	-79.27	-65.35	7.50	11.90	H
	5553	-58.11	-13	-45.11	-80.53	-61.42	9.19	12.49	H
	7404	-55.62	-13	-42.62	-82.01	-56.16	10.68	11.22	H
									H
									H
									H
	3702	-61.49	-13	-48.49	-79.42	-65.89	7.50	11.90	V
	5553	-54.60	-13	-41.60	-76.97	-57.91	9.19	12.49	V
	7404	-55.14	-13	-42.14	-81.88	-55.68	10.68	11.22	V
									V
									V
									V
Middle	3744	-60.51	-13	-47.51	-79.06	-64.77	7.55	11.81	H
	5613	-57.45	-13	-44.45	-80.05	-60.55	9.24	12.35	H
	7484	-55.45	-13	-42.45	-81.8	-56.18	10.74	11.47	H
									H
									H
									H
	3744	-60.94	-13	-47.94	-79.14	-65.20	7.55	11.81	V
	5613	-57.75	-13	-44.75	-80.33	-60.85	9.24	12.35	V
	7484	-55.44	-13	-42.44	-82.02	-56.17	10.74	11.47	V
									V
									V
									V

Highest	3780	-60.15	-13	-47.15	-78.88	-64.24	7.59	11.68	H
	5673	-55.56	-13	-42.56	-78.38	-58.37	9.30	12.11	H
	7564	-55.36	-13	-42.36	-81.8	-56.26	10.80	11.70	H
									H
									H
									H
	3780	-60.62	-13	-47.62	-79.08	-64.71	7.59	11.68	V
	5673	-54.50	-13	-41.50	-77.44	-57.31	9.30	12.11	V
	7564	-55.35	-13	-42.35	-82.06	-56.25	10.80	11.70	V
									V
									V
									V

Remark: Spurious emissions within 30-1000MHz were found more than 20dB below limit line.

LTE Band 7

LTE Band 7 / 20MHz / QPSK									
Channel	Frequency (MHz)	EIRP (dBm)	Limit (dBm)	Margin (dB)	SPA Reading (dBm)	S.G. Power (dBm)	TX Cable loss (dB)	TX Antenna Gain (dBi)	Polarization (H/V)
Lowest	5004	-58.17	-25	-33.17	-79.81	-60.66	8.71	11.20	H
	7506	-52.07	-25	-27.07	-78.43	-52.84	10.75	11.52	H
	10008	-52.78	-25	-27.78	-81.32	-51.28	12.46	10.96	H
									H
									H
									H
	5004	-58.44	-25	-33.44	-80.05	-60.93	8.71	11.20	V
	7506	-55.51	-25	-30.51	-82.07	-56.28	10.75	11.52	V
	10008	-54.09	-25	-29.09	-81.71	-52.59	12.46	10.96	V
									V
									V
									V
Middle	5052	-58.13	-25	-33.13	-79.91	-60.58	8.75	11.21	H
	7578	-51.22	-25	-26.22	-77.69	-52.11	10.81	11.70	H
	10104	-52.82	-25	-27.82	-81.41	-51.88	12.53	11.60	H
									H
									H
									H
	5052	-57.63	-25	-32.63	-79.29	-60.08	8.75	11.21	V
	7578	-54.45	-25	-29.45	-81.19	-55.34	10.81	11.70	V
	10104	-53.51	-25	-28.51	-81.21	-52.57	12.53	11.60	V
									V
									V
									V

Highest	5104	-58.19	-25	-33.19	-79.95	-60.81	8.80	11.42	H
	7656	-51.11	-25	-26.11	-77.72	-51.82	10.87	11.58	H
	10206	-52.40	-25	-27.40	-81.03	-51.30	12.61	11.51	H
									H
									H
									H
	5104	-58.00	-25	-33.00	-79.7	-60.62	8.80	11.42	V
	7656	-48.63	-25	-23.63	-75.49	-49.34	10.87	11.58	V
	10206	-53.82	-25	-28.82	-81.6	-52.72	12.61	11.51	V
									V
									V
									V

Remark: Spurious emissions within 30-1000MHz were found more than 20dB below limit line.

LTE Band 7C

LTE Band 7 / 20MHz+20MHz / QPSK									
Channel	Frequency (MHz)	EIRP (dBm)	Limit (dBm)	Margin (dB)	SPA Reading (dBm)	S.G. Power (dBm)	TX Cable loss (dB)	TX Antenna Gain (dBi)	Polarization (H/V)
Lowest	5046	-57.45	-25	-32.45	-79.13	-59.90	8.75	11.20	H
	7560	-55.40	-25	-30.40	-81.83	-56.31	10.79	11.70	H
	10080	-52.96	-25	-27.96	-81.54	-51.91	12.51	11.46	H
									H
									H
									H
	5046	-55.98	-25	-30.98	-77.63	-58.43	8.75	11.20	V
	7560	-52.45	-25	-27.45	-79.14	-53.36	10.79	11.70	V
	10080	-53.87	-25	-28.87	-81.56	-52.82	12.51	11.46	V
									V
									V
									V
Middle	5067	-58.05	-25	-33.05	-79.77	-60.55	8.77	11.27	H
	7602	-51.37	-25	-26.37	-77.87	-52.24	10.83	11.70	H
	10136	-52.89	-25	-27.89	-81.49	-51.90	12.56	11.56	H
									H
									H
									H
	5067	-57.03	-25	-32.03	-78.71	-59.53	8.77	11.27	V
	7602	-52.07	-25	-27.07	-78.86	-52.94	10.83	11.70	V
	10136	-53.91	-25	-28.91	-81.64	-52.92	12.56	11.56	V
									V
									V
									V

Highest	5098	-58.18	-25	-33.18	-79.92	-60.78	8.79	11.39	H
	7647	-54.92	-25	-29.92	-81.51	-55.67	10.86	11.61	H
	10196	-52.90	-25	-27.90	-81.52	-51.80	12.61	11.50	H
									H
									H
									H
	5098	-58.33	-25	-33.33	-80.03	-60.93	8.79	11.39	V
	7647	-54.96	-25	-29.96	-81.81	-55.71	10.86	11.61	V
	10196	-53.78	-25	-28.78	-81.55	-52.68	12.61	11.50	V
									V
									V
									V

Remark: Spurious emissions within 30-1000MHz were found more than 20dB below limit line.

LTE Band 41(HPUE)

LTE Band 41 / 20MHz / QPSK									
Channel	Frequency (MHz)	EIRP (dBm)	Limit (dBm)	Margin (dB)	SPA Reading (dBm)	S.G. Power (dBm)	TX Cable loss (dB)	TX Antenna Gain (dBi)	Polarization (H/V)
Lowest	5028	-58.14	-25	-33.14	-79.8	-60.61	8.73	11.20	H
	7544	-55.88	-25	-30.88	-82.3	-56.77	10.78	11.68	H
	10062	-52.56	-25	-27.56	-81.12	-51.39	12.50	11.33	H
									H
									H
									H
	5028	-58.27	-25	-33.27	-79.9	-60.74	8.73	11.20	V
	7544	-55.61	-25	-30.61	-82.27	-56.50	10.78	11.68	V
	10062	-53.20	-25	-28.20	-80.87	-52.03	12.50	11.33	V
									V
									V
									V
Middle	5168	-58.48	-25	-33.48	-80.31	-61.40	8.85	11.77	H
	7752	-40.79	-25	-15.79	-67.61	-41.15	10.94	11.30	H
	10336	-53.08	-25	-28.08	-81.78	-52.10	12.72	11.74	H
									H
									H
									H
	5168	-58.58	-25	-33.58	-80.35	-61.50	8.85	11.77	V
	7752	-36.81	-25	-11.81	-63.8	-37.17	10.94	11.30	V
	10336	-53.86	-25	-28.86	-81.76	-52.88	12.72	11.74	V
									V
									V
									V

Highest	5340	-59.07	-25	-34.07	-81.14	-62.23	9.00	12.16	H
	8007	-54.61	-25	-29.61	-81.68	-54.79	11.12	11.30	H
	10674	-52.65	-25	-27.65	-81.69	-51.29	12.94	11.58	H
									H
									H
									H
	5340	-59.30	-25	-34.30	-81.2	-62.46	9.00	12.16	V
	8007	-54.79	-25	-29.79	-81.9	-54.97	11.12	11.30	V
	10674	-53.52	-25	-28.52	-81.94	-52.16	12.94	11.58	V
									V
									V
									V

Remark: Spurious emissions within 30-1000MHz were found more than 20dB below limit line.

LTE Band 41C(HPUE)

LTE Band 41C / 20MHz+20MHz / QPSK									
Channel	Frequency (MHz)	EIRP (dBm)	Limit (dBm)	Margin (dB)	SPA Reading (dBm)	S.G. Power (dBm)	TX Cable loss (dB)	TX Antenna Gain (dBi)	Polarization (H/V)
Lowest	5028	-58.14	-25	-33.14	-79.8	-60.61	8.73	11.20	H
	7544	-55.88	-25	-30.88	-82.3	-56.77	10.78	11.68	H
	10062	-52.56	-25	-27.56	-81.12	-51.39	12.50	11.33	H
									H
									H
									H
	5028	-58.27	-25	-33.27	-79.9	-60.74	8.73	11.20	V
	7544	-55.61	-25	-30.61	-82.27	-56.50	10.78	11.68	V
	10062	-53.20	-25	-28.20	-80.87	-52.03	12.50	11.33	V
									V
									V
									V
Middle	5184	-58.46	-25	-33.46	-80.32	-61.43	8.87	11.84	H
	7776	-54.70	-25	-29.70	-81.58	-55.05	10.95	11.30	H
	10368	-52.80	-25	-27.80	-81.51	-51.82	12.74	11.77	H
									H
									H
									H
	5184	-58.52	-25	-33.52	-80.31	-61.49	8.87	11.84	V
	7776	-54.55	-25	-29.55	-81.58	-54.90	10.95	11.30	V
	10368	-53.50	-25	-28.50	-81.43	-52.52	12.74	11.77	V
									V
									V
									V

Highest	5340	-59.06	-25	-34.06	-81.14	-62.22	9.00	12.16	H
	8007	-54.62	-25	-29.62	-81.68	-54.80	11.12	11.30	H
	10674	-52.69	-25	-27.69	-81.69	-51.33	12.94	11.58	H
									H
									H
									H
	5340	-59.29	-25	-34.29	-81.2	-62.45	9.00	12.16	V
	8007	-54.80	-25	-29.80	-81.9	-54.98	11.12	11.30	V
	10674	-53.56	-25	-28.56	-81.94	-52.20	12.94	11.58	V
									V
									V
									V

Remark: Spurious emissions within 30-1000MHz were found more than 20dB below limit line.

LTE Band 66

LTE Band 66 / 20MHz / QPSK									
Channel	Frequency (MHz)	EIRP (dBm)	Limit (dBm)	Margin (dB)	SPA Reading (dBm)	S.G. Power (dBm)	TX Cable loss (dB)	TX Antenna Gain (dBi)	Polarization (H/V)
Lowest	3420	-54.24	-13	-41.24	-71.51	-58.54	7.16	11.46	H
	5136	-51.66	-13	-38.66	-73.45	-54.45	8.83	11.62	H
	6844	-57.11	-13	-44.11	-82.37	-58.04	10.26	11.19	H
									H
									H
									H
	3420	-56.40	-13	-43.40	-73.47	-60.70	7.16	11.46	V
	5136	-54.07	-13	-41.07	-75.8	-56.86	8.83	11.62	V
	6844	-56.09	-13	-43.09	-82.17	-57.02	10.26	11.19	V
									V
									V
									V
Middle	3472	-56.26	-13	-43.26	-73.56	-60.83	7.22	11.79	H
	5208	-51.78	-13	-38.78	-73.66	-54.81	8.89	11.92	H
	6944	-56.52	-13	-43.52	-81.9	-57.67	10.34	11.49	H
									H
									H
									H
	3472	-56.23	-13	-43.23	-73.48	-60.80	7.22	11.79	V
	5208	-53.36	-13	-40.36	-75.17	-56.39	8.89	11.92	V
	6944	-55.94	-13	-42.94	-82.09	-57.09	10.34	11.49	V
									V
									V
									V

Highest	3522	-55.95	-13	-42.95	-73.37	-60.57	7.28	11.90	H
	5283	-43.90	-13	-30.90	-65.89	-46.95	8.95	12.00	H
	7044	-56.08	-13	-43.08	-81.73	-56.89	10.41	11.22	H
									H
									H
									H
	3522	-56.99	-13	-43.99	-74.31	-61.61	7.28	11.90	V
	5283	-54.34	-13	-41.34	-76.21	-57.39	8.95	12.00	V
	7044	-55.47	-13	-42.47	-81.81	-56.28	10.41	11.22	V
									V
									V
									V

Remark: Spurious emissions within 30-1000MHz were found more than 20dB below limit line.

LTE Band 66B

LTE Band 66B / 10MHz+10MHz / QPSK									
Channel	Frequency (MHz)	EIRP (dBm)	Limit (dBm)	Margin (dB)	SPA Reading (dBm)	S.G. Power (dBm)	TX Cable loss (dB)	TX Antenna Gain (dBi)	Polarization (H/V)
Lowest	3450	-59.23	-13	-46.23	-76.52	-63.73	7.20	11.70	H
	5172	-54.49	-13	-41.49	-76.33	-57.42	8.86	11.79	H
	6896	-56.91	-13	-43.91	-82.23	-58.00	10.30	11.38	H
									H
									H
									H
	3450	-60.78	-13	-47.78	-77.96	-65.28	7.20	11.70	V
	5172	-53.89	-13	-40.89	-75.67	-56.82	8.86	11.79	V
	6896	-55.99	-13	-42.99	-82.1	-57.08	10.30	11.38	V
									V
									V
									V
Middle	3516	-58.50	-13	-45.50	-75.89	-63.13	7.27	11.90	H
	5280	-55.10	-13	-42.10	-77.08	-58.15	8.95	12.00	H
	7037	-56.18	-13	-43.18	-81.08	-57.02	10.41	11.25	H
									H
									H
									H
	3516	-61.36	-13	-48.36	-78.69	-65.99	7.27	11.90	V
	5280	-55.32	-13	-42.32	-77.18	-58.37	8.95	12.00	V
	7037	-55.48	-13	-42.48	-81.81	-56.32	10.41	11.25	V
									V
									V
									V

Highest	3548	-60.04	-13	-47.04	-77.61	-64.63	7.31	11.90	H
	5322	-53.40	-13	-40.40	-75.44	-56.50	8.99	12.09	H
	7098	-55.12	-13	-42.12	-81.04	-55.68	10.45	11.01	H
									H
									H
									H
	3548	-60.89	-13	-47.89	-78.19	-65.48	7.31	11.90	V
	5322	-52.90	-13	-39.90	-74.8	-56.00	8.99	12.09	V
	7098	-55.25	-13	-42.25	-81.8	-55.81	10.45	11.01	V
									V
									V
									V

Remark: Spurious emissions within 30-1000MHz were found more than 20dB below limit line.

LTE Band 66C

LTE Band 66C / 20MHz+20MHz / QPSK									
Channel	Frequency (MHz)	EIRP (dBm)	Limit (dBm)	Margin (dB)	SPA Reading (dBm)	S.G. Power (dBm)	TX Cable loss (dB)	TX Antenna Gain (dBi)	Polarization (H/V)
Lowest	3456	-58.58	-13	-45.58	-75.87	-63.10	7.20	11.72	H
	5190	-53.78	-13	-40.78	-75.64	-56.77	8.87	11.86	H
	6912	-56.73	-13	-43.73	-82.07	-57.84	10.31	11.42	H
									H
									H
									H
	3456	-59.85	-13	-46.85	-77.05	-64.37	7.20	11.72	V
	5184	-56.67	-13	-43.67	-78.44	-59.64	8.87	11.84	V
	6912	-55.89	-13	-42.89	-82.01	-57.00	10.31	11.42	V
									V
									V
									V
Middle	3508	-61.80	-13	-48.80	-79.15	-66.44	7.26	11.90	H
	5262	-58.94	-13	-45.94	-80.91	-62.00	8.94	12.00	H
	7016	-56.15	-13	-43.15	-81.67	-57.09	10.39	11.34	H
									H
									H
									H
	3508	-61.88	-13	-48.88	-79.2	-66.52	7.26	11.90	V
	5262	-58.99	-13	-45.99	-80.85	-62.05	8.94	12.00	V
	7016	-55.66	-13	-42.66	-81.9	-56.60	10.39	11.34	V
									V
									V
									V

Highest	3522	-58.49	-13	-45.49	-75.91	-63.11	7.28	11.90	H
	5280	-53.91	-13	-40.91	-75.89	-56.96	8.95	12.00	H
	7040	-56.36	-13	-43.36	-82	-57.19	10.41	11.24	H
									H
									H
									H
	3522	-59.40	-13	-46.40	-76.72	-64.02	7.28	11.90	V
	5280	-55.87	-13	-42.87	-77.74	-58.92	8.95	12.00	V
	7040	-54.98	-13	-41.98	-81.31	-55.81	10.41	11.24	V
									V
									V
									V

Remark: Spurious emissions within 30-1000MHz were found more than 20dB below limit line.

<Ant. 1>

LTE Band 5B

LTE Band 5B / 10MHz+10MHz / QPSK									
Channel	Frequency (MHz)	ERP (dBm)	Limit (dBm)	Margin (dB)	SPA Reading (dBm)	S.G. Power (dBm)	TX Cable loss (dB)	TX Antenna Gain (dBi)	Polarization (H/V)
Lowest	1666	-66.46	-13	-53.46	-76.32	-68.96	4.95	9.60	H
	2500	-65.10	-13	-52.10	-78.09	-67.34	6.11	10.50	H
	3336	-62.97	-13	-49.97	-79.48	-64.92	7.07	11.17	H
									H
									H
									H
	1666	-65.49	-13	-52.49	-75.14	-67.99	4.95	9.60	V
	2500	-65.18	-13	-52.18	-78.08	-67.42	6.11	10.50	V
	3336	-62.86	-13	-49.86	-79.12	-64.81	7.07	11.17	V
									V
									V
									V
Middle	1672	-66.12	-13	-53.12	-75.98	-68.64	4.96	9.63	H
	2508	-65.06	-13	-52.06	-78.09	-67.29	6.12	10.50	H
	3344	-63.12	-13	-50.12	-79.62	-65.08	7.08	11.19	H
									H
									H
									H
	1672	-65.85	-13	-52.85	-75.49	-68.37	4.96	9.63	V
	2508	-65.09	-13	-52.09	-78.02	-67.32	6.12	10.50	V
	3344	-63.05	-13	-50.05	-79.3	-65.01	7.08	11.19	V
									V
									V
									V

Highest	1677	-65.80	-13	-52.80	-75.67	-68.35	4.96	9.66	H
	2515	-65.07	-13	-52.07	-78.16	-67.29	6.13	10.50	H
	3352	-62.68	-13	-49.68	-79.16	-64.64	7.09	11.20	H
									H
									H
									H
	1677	-65.83	-13	-52.83	-75.47	-68.38	4.96	9.66	V
	2515	-65.09	-13	-52.09	-78.07	-67.31	6.13	10.50	V
	3352	-62.49	-13	-49.49	-78.72	-64.45	7.09	11.20	V
									V
									V
									V

Remark: Spurious emissions within 30-1000MHz were found more than 20dB below limit line.

LTE Band 13

LTE Band 13 / 5MHz / QPSK									
Channel	Frequency (MHz)	ERP (dBm)	Limit (dBm)	Margin (dB)	SPA Reading (dBm)	S.G. Power (dBm)	TX Cable loss (dB)	TX Antenna Gain (dBi)	Polarization (H/V)
Lowest	1552	-53.52	-13	-40.52	-63.35	-55.30	4.78	8.72	H
	2336	-45.21	-13	-32.21	-57.87	-47.67	5.89	10.50	H
	3112	-62.26	-13	-49.26	-78.64	-63.80	6.83	10.52	H
									H
									H
									H
	1552	-55.13	-13	-42.13	-64.85	-56.91	4.78	8.72	V
	2336	-49.11	-13	-36.11	-61.76	-51.57	5.89	10.50	V
	3112	-62.45	-13	-49.45	-78.52	-63.99	6.83	10.52	V
									V
									V
									V
Middle	1560	-54.59	-42.15	-12.44	-64.42	-56.42	4.80	8.78	H
	2336	-43.89	-13	-30.89	-56.55	-46.35	5.89	10.50	H
	3120	-61.88	-13	-48.88	-78.30	-63.43	6.84	10.54	H
									H
									H
									H
	1560	-55.86	-42.15	-13.71	-65.56	-57.69	4.80	8.78	V
	2336	-48.45	-13	-35.45	-61.10	-50.91	5.89	10.50	V
	3120	-62.37	-13	-49.37	-78.48	-63.92	6.84	10.54	V
									V
									V
									V

Highest	1560	-54.33	-42.15	-12.18	-64.16	-56.16	4.80	8.78	H
	2336	-41.99	-13	-28.99	-54.65	-44.45	5.89	10.50	H
	3112	-62.34	-13	-49.34	-78.72	-63.88	6.83	10.52	H
									H
									H
									H
	1560	-54.96	-42.15	-12.81	-64.66	-56.79	4.80	8.78	V
	2336	-49.34	-13	-36.34	-61.99	-51.80	5.89	10.50	V
	3112	-62.93	-13	-49.93	-79.00	-64.47	6.83	10.52	V
									V
									V
									V

Remark: Spurious emissions within 30-1000MHz were found more than 20dB below limit line.

LTE Band 13 / 10MHz / QPSK									
Channel	Frequency (MHz)	ERP (dBm)	Limit (dBm)	Margin (dB)	SPA Reading (dBm)	S.G. Power (dBm)	TX Cable loss (dB)	TX Antenna Gain (dBi)	Polarization (H/V)
Middle	1552	-55.42	-13	-42.42	-65.25	-57.20	4.78	8.72	H
	2336	-43.67	-13	-30.67	-56.33	-46.13	5.89	10.50	H
	3104	-62.24	-13	-49.24	-78.58	-63.78	6.82	10.51	H
									H
									H
									H
	1552	-57.23	-13	-44.23	-66.95	-59.01	4.78	8.72	V
	2336	-49.09	-13	-36.09	-61.74	-51.55	5.89	10.50	V
	3104	-62.45	-13	-49.45	-78.47	-63.99	6.82	10.51	V
									V
									V
									V

Remark: Spurious emissions within 30-1000MHz were found more than 20dB below limit line.

LTE Band 17

LTE Band 17 / 20MHz / QPSK									
Channel	Frequency (MHz)	ERP (dBm)	Limit (dBm)	Margin (dB)	SPA Reading (dBm)	S.G. Power (dBm)	TX Cable loss (dB)	TX Antenna Gain (dBi)	Polarization (H/V)
Lowest	1408	-61.43	-13	-48.43	-71.09	-62.79	4.14	7.65	H
	2112	-45.85	-13	-32.85	-57.91	-47.54	5.58	9.42	H
	2816	-63.27	-13	-50.27	-78.10	-65.33	6.49	10.70	H
									H
									H
									H
	1408	-61.23	-13	-48.23	-70.76	-62.59	4.14	7.65	V
	2112	-47.29	-13	-34.29	-59.29	-48.98	5.58	9.42	V
	2816	-63.52	-13	-50.52	-78.12	-65.58	6.49	10.70	V
									V
									V
									V
Middle	1408	-60.78	-13	-47.78	-70.44	-62.14	4.14	7.65	H
	2120	-46.69	-13	-33.69	-58.79	-48.39	5.59	9.44	H
	2816	-63.11	-13	-50.11	-77.94	-65.17	6.49	10.70	H
	3552	-56.33	-13	-43.33	-73.20	-58.77	7.31	11.90	H
									H
									H
	1408	-61.90	-13	-48.90	-71.43	-63.26	4.14	7.65	V
	2120	-47.35	-13	-34.35	-59.38	-49.05	5.59	9.44	V
	2816	-63.27	-13	-50.27	-77.92	-65.33	6.49	10.70	V
	3552	-60.28	-13	-47.28	-76.89	-62.72	7.31	11.90	V
									V
									V

Highest	1416	-60.70	-13	-47.70	-70.37	-62.10	4.15	7.70	H
	2120	-48.36	-13	-35.36	-60.46	-50.06	5.59	9.44	H
	2824	-63.17	-13	-50.17	-78.05	-65.22	6.50	10.70	H
									H
									H
									H
	1416	-62.43	-13	-49.43	-71.99	-63.83	4.15	7.70	V
	2120	-47.47	-13	-34.47	-59.50	-49.17	5.59	9.44	V
	2824	-63.26	-13	-50.26	-77.90	-65.31	6.50	10.70	V
									V
									V
									V

Remark: Spurious emissions within 30-1000MHz were found more than 20dB below limit line.

LTE Band 26

LTE Band 26 / 15MHz / QPSK									
Channel	Frequency (MHz)	ERP (dBm)	Limit (dBm)	Margin (dB)	SPA Reading (dBm)	S.G. Power (dBm)	TX Cable loss (dB)	TX Antenna Gain (dBi)	Polarization (H/V)
Lowest	1632	-63.59	-13	-50.59	-73.45	-65.90	4.90	9.36	H
	2444	-65.64	-13	-52.64	-78.44	-67.96	6.03	10.50	H
	3259	-62.39	-13	-49.39	-79.03	-64.27	6.99	11.02	H
									H
									H
									H
	1632	-65.75	-13	-52.75	-75.37	-68.06	4.90	9.36	V
	2444	-62.40	-13	-49.40	-75.21	-64.72	6.03	10.50	V
	3259	-62.24	-13	-49.24	-78.63	-64.12	6.99	11.02	V
									V
									V
									V
Middle	1649	-65.81	-13	-52.81	-75.67	-68.23	4.92	9.49	H
	2474	-64.69	-13	-51.69	-77.59	-66.97	6.07	10.50	H
	3296	-62.71	-13	-49.71	-79.29	-64.62	7.03	11.09	H
									H
									H
									H
	1649	-67.26	-13	-54.26	-76.9	-69.68	4.92	9.49	V
	2474	-64.77	-13	-51.77	-77.63	-67.05	6.07	10.50	V
	3296	-62.84	-13	-49.84	-79.17	-64.75	7.03	11.09	V
									V
									V
									V

Highest	1669	-65.33	-13	-52.33	-75.2	-67.84	4.95	9.61	H
	2504	-62.80	-13	-49.80	-75.81	-65.04	6.11	10.50	H
	3339	-62.31	-13	-49.31	-78.81	-64.26	7.08	11.18	H
									H
									H
									H
	1669	-66.38	-13	-53.38	-76.02	-68.89	4.95	9.61	V
	2504	-59.96	-13	-46.96	-72.87	-62.20	6.11	10.50	V
	3339	-62.94	-13	-49.94	-79.19	-64.89	7.08	11.18	V
									V
									V
									V

Remark: Spurious emissions within 30-1000MHz were found more than 20dB below limit line.

LTE Band 71

LTE Band 71 / 20MHz / QPSK									
Channel	Frequency (MHz)	ERP (dBm)	Limit (dBm)	Margin (dB)	SPA Reading (dBm)	S.G. Power (dBm)	TX Cable loss (dB)	TX Antenna Gain (dBi)	Polarization (H/V)
Lowest	1328	-65.39	-13	-52.39	-75.05	-68.38	4.08	7.07	H
	1992	-48.63	-13	-35.63	-60.1	-53.14	5.42	9.93	H
	2656	-64.45	-13	-51.45	-78.41	-68.55	6.30	10.40	H
									H
									H
									H
	1328	-64.06	-13	-51.06	-73.43	-67.05	4.08	7.07	V
	1992	-37.31	-13	-24.31	-48.84	-41.82	5.42	9.93	V
	2656	-64.47	-13	-51.47	-78.23	-68.57	6.30	10.40	V
									V
									V
									V
Middle	1344	-64.82	-13	-51.82	-74.48	-67.89	4.09	7.16	H
	2016	-40.94	-13	-27.94	-52.54	-45.29	5.45	9.80	H
	2688	-63.20	-13	-50.20	-77.33	-67.26	6.34	10.40	H
									H
									H
									H
	1344	-64.43	-13	-51.43	-73.83	-67.50	4.09	7.16	V
	2016	-50.58	-13	-37.58	-62.23	-54.93	5.45	9.80	V
	2688	-63.96	-13	-50.96	-77.88	-68.02	6.34	10.40	V
									V
									V
									V

Highest	1360	-64.16	-13	-51.16	-73.8	-67.33	4.11	7.28	H
	2040	-48.18	-13	-35.18	-59.88	-52.36	5.48	9.66	H
	2720	-64.39	-13	-51.39	-78.68	-68.54	6.37	10.52	H
									H
									H
									H
	1360	-61.72	-13	-48.72	-71.13	-64.89	4.11	7.28	V
	2040	-49.52	-13	-36.52	-61.25	-53.70	5.48	9.66	V
	2720	-64.54	-13	-51.54	-78.62	-68.69	6.37	10.52	V
									V
									V
									V

Remark: Spurious emissions within 30-1000MHz were found more than 20dB below limit line.

———THE END———