FCC RADIO TEST REPORT

FCC ID	:	**A4RGQML3**
Equipment	:	**Phone**
Applicant	:	**Google LLC** **1600 Amphitheatre Parkway,** **Mountain View, California, 94043 USA**
Standard	:	**FCC 47 CFR Part 2, 22(H), 24(E), 27**

The product was received on Mar. 17, 2022 and testing was performed from Mar. 22, 2022 to May 29, 2022. We, Sporton International Inc. EMC & Wireless Communications Laboratory, would like to declare that the tested sample has been evaluated in accordance with the test procedures given in ANSI / TIA-603-E and has been in compliance with the applicable technical standards.

The test results in this report apply exclusively to the tested model / sample. Without written approval of Sporton International Inc. EMC & Wireless Communications Laboratory, the test report shall not be reproduced except in full.

Louis Wu

Approved by: Louis Wu

Sporton International Inc. EMC & Wireless Communications Laboratory
No. 52, Huaya 1st Rd., Guishan Dist., Taoyuan City 333, Taiwan (R.O.C.)

Table of Contents

History of this test report **3**
Summary of Test Result **4**
1 General Description **6**
1.1 Product Feature of Equipment Under Test 6
1.2 Product Specification of Equipment Under Test 7
1.3 Modification of EUT 9
1.4 Testing Location 10
1.5 Applicable Standards 10
2 Test Configuration of Equipment Under Test **11**
2.1 Test Mode 11
2.2 Connection Diagram of Test System 15
2.3 Support Unit used in test configuration and system 16
2.4 Measurement Results Explanation Example 16
2.5 Frequency List of Low/Middle/High Channels 17
3 Conducted Test Items **22**
3.1 Measuring Instruments 22
3.2 Conducted Output Power and ERP/EIRP 23
3.3 Peak-to-Average Ratio 24
3.4 Occupied Bandwidth 25
3.5 Conducted Band Edge 26
3.6 Conducted Spurious Emission 28
3.7 Frequency Stability 29
4 Radiated Test Items **30**
4.1 Measuring Instruments 30
4.2 Radiated Spurious Emission Measurement 32
5 List of Measuring Equipment **33**
6 Uncertainty of Evaluation **34**
Appendix A. Test Results of Conducted Test
Appendix B. Test Results of Radiated Test
Appendix C. Setup Photographs

History of this test report

Report No.	Version	Description	Issued Date
FG1O2843-05C	01	Initial issue of report	Jun. 10, 2022

Summary of Test Result

Report Clause	Ref Std. Clause	Test Items	Result (PASS/FAIL)	Remark
3.2	§2.1046	Conducted Output Power	Reporting only	-
	§22.913 (a)(2)	Effective Radiated Power (n5)	Pass	
	§27.50 (c)(10)	Effective Radiated Power (n12) (n71)		
	§24.232 (c) §27.50 (h)(2)	Equivalent Isotropic Radiated Power (n2) (n25) (n7) (n38) (n41)		
	§27.50 (d)(4)	Equivalent Isotropic Radiated Power (n66)		
3.3	§24.232 (d) §27.50 (d)(5)	Peak-to-Average Ratio	Pass	-
3.4	§2.1049	Occupied Bandwidth	Reporting only	-
3.5	§2.1051 §22.917 (a) §24.238 (a) §27.53 (g) §27.53 (h)	Conducted Band Edge Measurement (n2) (n5) (n12) (n25) (n66) (n71)	Pass	-
	§2.1051 §27.53 (m)(4)	Conducted Band Edge Measurement (n7) (n38) (n41)		
3.6	§2.1051 §22.917 (a) §24.238 (a) §27.53 (g) §27.53 (h)	Conducted Spurious Emission (n2) (n5) (n12) (n25) (n66) (n71)	Pass	-
	§2.1051 §27.53 (m)(4)	Conducted Spurious Emission (n7) (n38) (n41)		
3.7	§2.1055 §22.355 §24.235 §27.54	Frequency Stability Temperature & Voltage	Pass	-

Report Clause	Ref Std. Clause	Test Items	Result (PASS/FAIL)	Remark
4.2	§2.1053 §22.917 (a) §24.238 (a) §27.53 (g) §27.53 (h)	Radiated Spurious Emission (n2) (n5) (n12) (n25) (n66) (n71)	Pass	Under limit 19.69 dB at 7632.000 MHz for Primary Antenna Under limit 20.30 dB at 7632.000 MHz for ASDIV Antenna
	§2.1051 §27.53 (m)(4)	Radiated Spurious Emission (n7) (n38) (n41)		

Declaration of Conformity:

1. The test results (PASS/FAIL) with all measurement uncertainty excluded are presented in accordance with the regulation limits or requirements declared by manufacturers.
   It's means measurement values may risk exceeding the limit of regulation standards, if measurement uncertainty is include in test results.
2. The measurement uncertainty please refer to this report "Uncertainty of Evaluation".

Comments and Explanations:

The product specifications of the EUT presented in the report are declared by the manufacturer who shall take full responsibility for the authenticity.

Reviewed by: William Chen

Report Producer: Vivian Hsu

1 General Description

1.1 Product Feature of Equipment Under Test

Product Feature	
Equipment	Phone
FCC ID	A4RGQML3
EUT supports Radios application	GSM/EGPRS/WCDMA/HSPA/LTE/5G NR/NFC/GNSS/ WPC/WPT WLAN 11b/g/n HT20 WLAN 11a/n HT20/HT40 WLAN 11ac VHT20/VHT40/VHT80/VHT160 WLAN 11ax HE20/HE40/HE80/HE160 Bluetooth BR/EDR/LE

Remark: The above EUT's information was declared by manufacturer.

EUT Information List	
S/N	Performed Test Item
23091FDH20003S 23091FDH200043	Conducted Measurement ERP/EIRP
23121FDH20004T 23121FDH200036 23121FDH200048	Radiated Spurious Emission

1.2 Product Specification of Equipment Under Test

Product Specification is subject to this standard	
Tx Frequency	5G NR n2: 1852.5 MHz ~ 1907.5 MHz 5G NR n5: 826.5 MHz ~ 846.5 MHz 5G NR n7: 2502.5 MHz ~ 2567.5 MHz 5G NR n12: 701.5 MHz ~ 713.5 MHz 5G NR n25: 1852.5 MHz ~ 1912.5 MHz 5G NR n38: 2575 MHz ~ 2615 MHz 5G NR n41: 2501.01 MHz ~ 2685.00 MHz 5G NR n66: 1712.5 MHz ~ 1777.5 MHz 5G NR n71: 665.5 MHz ~ 695.5 MHz
Rx Frequency	5G NR n2: 1932.5 MHz ~ 1987.5 MHz 5G NR n5: 871.5 MHz ~ 891.5 MHz 5G NR n7: 2622.5 MHz ~ 2687.5 MHz 5G NR n12: 731.5 MHz ~ 743.5 MHz 5G NR n25: 1932.5 MHz ~ 1992.5 MHz 5G NR n38: 2575 MHz ~ 2615 MHz 5G NR n41: 2501.01 MHz ~ 2685.00 MHz 5G NR n66: 2112.5 MHz ~ 2197.5 MHz 5G NR n71: 619.5 MHz ~ 649.5 MHz
Bandwidth	5G NR n2: 5MHz / 10MHz / 15MHz / 20MHz 5G NR n5: 5MHz / 10MHz / 15MHz / 20MHz 5G NR n7: 5MHz / 10MHz / 15MHz / 20MHz / 25MHz / 30MHz / 40MHz / 50MHz 5G NR n12: 5MHz / 10MHz / 15MHz 5G NR n25: 5MHz / 10MHz / 15MHz / 20MHz / 25MHz / 30MHz / 40MHz 5G NR n38: 10MHz / 15MHz / 20MHz 5G NR n41: 10MHz / 15MHz / 20MHz / 30MHz / 40MHz / 50MHz / 60MHz / 80MHz / 90MHz / 100MHz 5G NR n66: 5MHz / 10MHz / 15MHz / 20MHz / 25MHz / 30MHz / 40MHz 5G NR n71: 5MHz / 10MHz / 15MHz / 20MHz

Product Specification is subject to this standard	
Maximum Output Power to Antenna <DFT-s-OFDM>	**<Primary Antenna>** **<Ant. 0>** 5G NR n5 : 24.81 dBm 5G NR n12 : 24.91 dBm 5G NR n71 : 24.95 dBm **<Ant. 2>** 5G NR n2 : 25.00 dBm 5G NR n7 : 24.98 dBm 5G NR n25 : 25.01 dBm 5G NR n38 : 24.58 dBm 5G NR n41 : 26.89 dBm 5G NR n66 : 24.90 dBm **<ASDIV Antenna>** **<Ant. 0>** 5G NR n2 : 23.98 dBm 5G NR n7 : 23.93 dBm 5G NR n25 : 23.97 dBm 5G NR n38 : 23.33 dBm 5G NR n41 : 26.36 dBm 5G NR n66 : 24.39 dBm **<Ant. 1>** 5G NR n5 : 24.25 dBm 5G NR n12 : 24.57 dBm 5G NR n71 : 24.43 dBm
Maximum Output Power to Antenna <CP OFDM>	MIMO n41 <Ant. 2+1>: 28.89 dBm MIMO n41 <Ant. 0+5>: 28.14 dBm MIMO n41 <Ant. 2+5>: 28.32 dBm MIMO n41 <Ant. 0+1>: 27.94 dBm
Antenna Type	**<Primary Antenna>:** **<Ant. 0>:** ILA Antenna **<Ant. 1>:** ILA Antenna **<Ant. 2>:** IFA Antenna **<ASDIV Antenna>:** **<Ant. 0>:** ILA Antenna **<Ant. 1>:** ILA Antenna **<Ant. 5>:** Loop Antenna
Type of Modulation	PI/2 BPSK / QPSK / 16QAM / 64QAM / 256QAM

<Primary Antenna>

Radio Tech	Band Number	Antenna name	Gain
5G NR	n2	Ant. 1	-3.1
		Ant. 2	0.4
5G NR	n5	Ant. 0	-3.6
5G NR	n7	Ant. 2	-2.1
5G NR	n12	Ant. 0	-4.3
5G NR	n25	Ant. 2	0.4
5G NR	n38	Ant. 1	-4.4
		Ant. 2	-1.8
5G NR	n41	Ant. 1	-5.0
		Ant. 2	-1.9
5G NR	n66	Ant. 1	-8.1
		Ant. 2	0.2
5G NR	n71	Ant. 0	-5.1

<ASDIV Antenna>

Radio Tech	Band Number	Antenna name	Gain
5G NR	n2	Ant. 0	-1.3
		Ant. 5	-4.4
5G NR	n5	Ant. 1	-4.5
5G NR	n7	Ant. 0	-0.6
5G NR	n12	Ant. 1	-5.4
5G NR	n25	Ant. 0	-1.3
5G NR	n38	Ant. 0	-0.8
		Ant. 5	-3.6
5G NR	n41	Ant. 0	-1.1
		Ant. 5	-3.9
5G NR	n66	Ant. 0	-0.1
		Ant. 5	-5.2
5G NR	n71	Ant. 1	-7.8

Remark: The above EUT's information was declared by manufacturer. Please refer to Comments and Explanations in report summary.

1.3 Modification of EUT

No modifications are made to the EUT during all test items.

1.4 Testing Location

Test Site	Sporton International Inc. EMC & Wireless Communications Laboratory
Test Site Location	No.52, Huaya 1st Rd., Guishan Dist., Taoyuan City 333, Taiwan (R.O.C.) TEL: +886-3-327-3456 FAX: +886-3-328-4978
Test Site No.	**Sporton Site No.**
	TH03-HY
Test Engineer	Sherry Wu
Temperature (℃)	21.4~23.9
Relative Humidity (%)	47.0~59.0

Test Site	Sporton International Inc. Wensan Laboratory
Test Site Location	No.58, Aly. 75, Ln. 564, Wenhua 3rd, Rd., Guishan Dist., Taoyuan City 333010, Taiwan (R.O.C.) TEL: +886-3-327-0868 FAX: +886-3-327-0855
Test Site No.	**Sporton Site No.**
	03CH20-HY (TAF Code: 3786)
Test Engineer	Bill Cheng, JC Liang and Bigshow Wang
Temperature (℃)	18.0~21.0
Relative Humidity (%)	67.0~70.0
Remark	The Radiated Spurious Emission test item subcontracted to Sporton International Inc. Wensan Laboratory.

Note: The test site complies with ANSI C63.4 2014 requirement.

FCC Designation No.: TW1190 and TW3786

1.5 Applicable Standards

According to the specifications of the manufacturer, the EUT must comply with the requirements of the following standards:

- ANSI C63.26-2015
- ANSI / TIA-603-E
- FCC 47 CFR Part 2, 22(H), 24(E), 27
- FCC KDB 971168 D01 Power Meas. License Digital Systems v03r01
- FCC KDB 412172 D01 Determining ERP and EIRP v01r01
- FCC KDB 414788 D01 Radiated Test Site v01r01.
- FCC KDB 662911 D01 Multiple Transmitter Output v02r01.

Remark:

1. All test items were verified and recorded according to the standards and without any deviation during the test.
2. The TAF code is not including all the FCC KDB listed without accreditation.

2 Test Configuration of Equipment Under Test

2.1 Test Mode

Antenna port conducted and radiated test items listed below are performed according to KDB 971168 D01 Power Meas. License Digital Systems v03r01 with maximum output power.

For radiated measurement, the measured emission level of the EUT was maximized by rotating the EUT on a turntable, adjusting the orientation of the EUT and EUT antenna in three orthogonal axis (X: flat, Y: portrait, Z: landscape) and Accessory (Adapter or Earphone), and adjusting the measurement antenna orientation, following C63.26 exploratory test procedures and find **<Primary Antenna>:** X Plane with Adapter for 5G NR n2, EN-DC 30A-n2A, 7A-n66A, Y Plane with Adapter for 5G NR n5, n12, n41, n66, EN-DC 66B-n2A, 66C-n2A, 2A-n66A, Z Plane with Adapter for 5G NR n41, n71, Z Plane with Earphone for 5G NR n7; **<ASDIV Antenna>:** X Plane with Adapter for 5G NR n25, n41, n66, EN-DC 7A-n5A, 66A-n41A, Y Plane with Adapter for 5G NR n12; EN-DC 66B-n2A, 66C-n2A, 2A-n66A, Z Plane with Adapter for 5G NR n71, EN-DC 30A-n2A, 2A-n66A, Z Plane with Earphone for 5G NR n7; **<MIMO Antenna>:** Y Plane with Adapter for 5G NR n41 as worst plane.

Test Items	NR Band	Bandwidth (MHz)								Modulation					RB #			Test Channel		
		5	10	15	20	25	30	40	50	PI/2 BPSK	QPSK	16QAM	64QAM	256QAM	1	Half	Full	L	M	H
Max. Output Power	n2	v	v	v	v	-	-	-	-	v	v	v	v	v	v	v	v	v	v	v
	n5	v	v	v	v	-	-	-	-	v	v	v	v	v	v	v	v	v	v	v
	n7	v	v	v	v	v	v	v	v	v	v	v	v	v	v	v	v	v	v	v
	n12	v	v	v	-	-	-	-	-	v	v	v	v	v	v	v	v	v	v	v
	n25	v	v	v	v	v	v	v	-	v	v	v	v	v	v	v	v	v	v	v
	n38	-	v	v	v	-	-	-	-	v	v	v	v	v	v	v	v	v	v	v
	n66	v	v	v	v	v	v	v	-	v	v	v	v	v	v	v	v	v	v	v
	n71	v	v	v	v	-	-	-	-	v	v	v	v	v	v	v	v	v	v	v
Peak-to-Average Ratio	n2	Covered by n25																		
	n5				v	-	-	-	-	v	v	v	v	v			v		v	
	n7				v					v	v	v	v	v			v		v	
	n12			v	-	-	-	-	-	v	v	v	v	v			v		v	
	n25				v				-	v	v	v	v	v			v		v	
	n38	Covered by n41																		
	n66				v				-	v	v	v	v	v			v		v	
	n71				v	-	-	-	-	v	v	v	v	v			v		v	

Test Items	NR Band	Bandwidth (MHz)								Modulation					RB #			Test Channel		
		5	10	15	20	25	30	40	50	PI/2 BPSK	QPSK	16QAM	64QAM	256QAM	1	Half	Full	L	M	H
26dB and 99% Bandwidth	n2	Covered by n25																		
	n5	v	v	v	v	-	-	-	-	v	v	v	v	v			v		v	
	n7	v	v	v	v	v	v	v	v	v	v	v	v	v			v		v	
	n12	v	v	v	-	-	-	-	-	v	v	v	v	v			v		v	
	n25	v	v	v	v	v	v	v	-	v	v	v	v	v			v		v	
	n38	Covered by n41																		
	n66	v	v	v	v	v	v	v	-	v	v	v	v	v			v		v	
	n71	v	v	v	v	-	-	-	-	v	v	v	v	v			v		v	
Conducted Band Edge	n2	Covered by n25																		
	n5	v	v	v	v	-	-	-	-	v	v	v	v	v	v		v	v		v
	n7	v	v	v	v	v	v	v	v	v	v	v	v	v	v		v	v		v
	n12	v	v	v	-	-	-	-	-	v	v	v	v	v	v		v	v		v
	n25	v	v	v	v	v	v	v	-	v	v	v	v	v	v		v	v		v
	n38	Covered by n41																		
	n66	v	v	v	v	v	v	v	-	v	v	v	v	v	v		v	v		v
	n71	v	v	v	v	-	-	-	-	v	v	v	v	v	v		v	v		v
Conducted Spurious Emission	n2	Covered by n25																		
	n5	v				-	-	-	-		v				v			v	v	v
	n7	v									v				v			v	v	v
	n12	v			-	-	-	-	-		v				v			v	v	v
	n25	v							-		v				v			v	v	v
	n38	Covered by n41																		
	n66	v							-		v				v			v	v	v
	n71	v				-	-	-	-		v				v			v	v	v
Frequency Stability	n2	Covered by n25																		
	n5				v	-	-	-	-	v							v		v	
	n7				v					v							v		v	
	n12			v	-	-	-	-	-	v							v		v	
	n25				v				-	v							v		v	
	n38	Covered by n41																		
	n66				v	-			-	v							v		v	
	n71				v	-	-	-	-	v							v		v	

Test Items	NR Band	Bandwidth (MHz)								Modulation					RB #			Test Channel		
		5	10	15	20	25	30	40	50	PI/2 BPSK	QPSK	16QAM	64QAM	256QAM	1	Half	Full	L	M	H
E.R.P / E.I.R.P	n2	v	v	v	v	-	-	-	-	v	v	v	v	v	Max. Power					
	n5	v	v	v	v	-	-	-	-	v	v	v	v	v						
	n7	v	v	v	v	v	v	v	v	v	v	v	v	v						
	n12	v	v	v	-	-	-	-	-	v	v	v	v	v						
	n25	v	v	v	v	v	v	v	-	v	v	v	v	v						
	n38	-	v	v	v	-	-	-	-	v	v	v	v	v						
	n66	v	v	v	v	v	v	v	-	v	v	v	v	v						
	n71	v	v	v	v	-	-	-	-	v	v	v	v	v						
Radiated Spurious Emission	n2	Worst Case																v	v	v
	n5	Worst Case																v	v	v
	n7	Worst Case																v	v	v
	n12	Worst Case																v	v	v
	n25	Worst Case																v	v	v
	n38	Covered by n41																		
	n66	Worst Case																v	v	v
	n71	Worst Case																v	v	v

Remark

1. The mark "**v** " means that this configuration is chosen for testing
2. The mark "-" means that this bandwidth is not supported.
3. The device is investigated from 30MHz to 10 times of fundamental signal for radiated spurious emission test under different RB size/offset and modulations in exploratory test. Subsequently, only the worst case emissions are reported.
4. Test combination are EN-DC 66B-n2A, EN-DC 66C-n2A, EN-DC 30A-n2A, EN-DC 7A-n66A, EN-DC 2A-n66A, EN-DC 7A-n5A.
5. All the radiated test cases were performed with Adapter 1 and USB Cable 2.
6. Wider operating range bandwidth covers narrower one when the power is higher or the same.
7. For radiated measurement, pre-scanned in two modes, DFT-s OFDM and CP OFDM. The worst cases (DFT-s OFDM) were recorded in this report, the worst modes of FR1 and LTE for simultaneous transmission were verified and compliant.
8. One representative bandwidth is selected to perform PAR and frequency stability.
9. During the preliminary test, both charging modes (Adapter mode and WPT Charging mode) were verified. It is determined that the adaptor mode is the worst case for official test.

Test Items	NR Band	Bandwidth (MHz)										Modulation					RB #			Test Channel		
		10	15	20	30	40	50	60	80	90	100	PI/2 BPSK	QPSK	16QAM	64QAM	256QAM	1	Half	Full	L	M	H
Max. Output Power	n41	v	v	v	v	v	v	v	v	v	v	v	v	v	v	v	v	v	v	v	v	v
Peak-to-Average Ratio	n41			v								v	v	v	v	v			v		v	
26dB and 99% Bandwidth	n41	v	v	v	v	v	v	v	v	v	v	v	v	v	v	v			v		v	
Conducted Band Edge	n41	v	v	v	v	v	v	v	v	v	v	v	v	v	v	v	v		v	v		v
Conducted Spurious Emission	n41	v											v				v			v	v	v
Frequency Stability	n41			v								v							v		v	
E.R.P / E.I.R.P	n41	v	v	v	v	v	v	v	v	v	v	v	v	v	v	v	Max. Power					
Radiated Spurious Emission	n41	Worst Case																		v	v	v

Remark

1. The mark "**v** " means that this configuration is chosen for testing
2. The mark "-" means that this bandwidth is not supported.
3. The device is investigated from 30MHz to 10 times of fundamental signal for radiated spurious emission test under different RB size/offset and modulations in exploratory test. Subsequently, only the worst case emissions are reported.
4. Test combination is EN-DC 66A-n41A.
5. All the radiated test cases were performed with Adapter 1 and USB Cable 2.
6. For radiated measurement, pre-scanned in two modes, DFT-s OFDM and CP OFDM. The worst cases (DFT-s OFDM) were recorded in this report, the worst modes of FR1 and LTE for simultaneous transmission were verified and compliant.
7. One representative bandwidth is selected to perform PAR and frequency stability.
8. During the preliminary test, both charging modes (Adapter mode and WPT Charging mode) were verified. It is determined that the adaptor mode is the worst case for official test.

2.2 Connection Diagram of Test System

<EUT with Adapter>

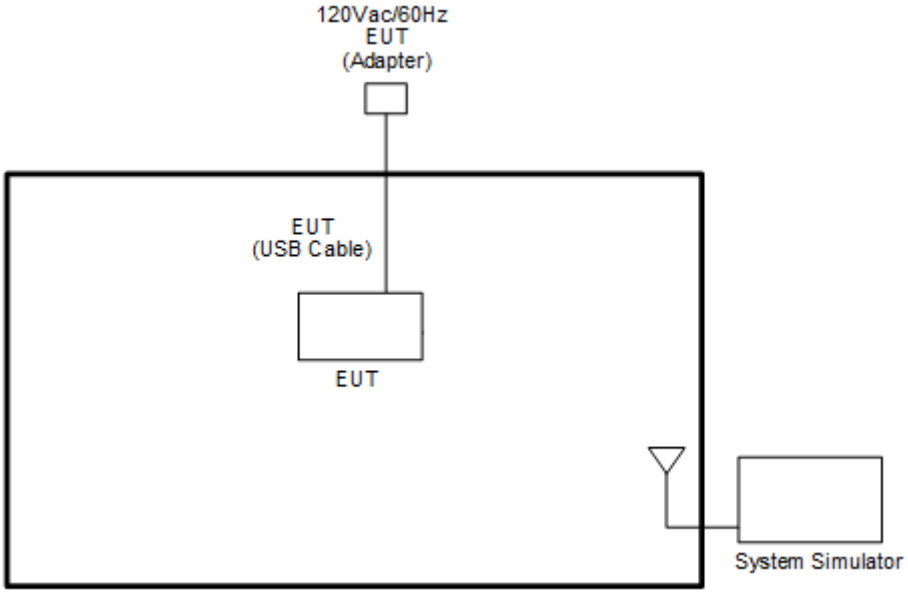

<EUT with Earphone>

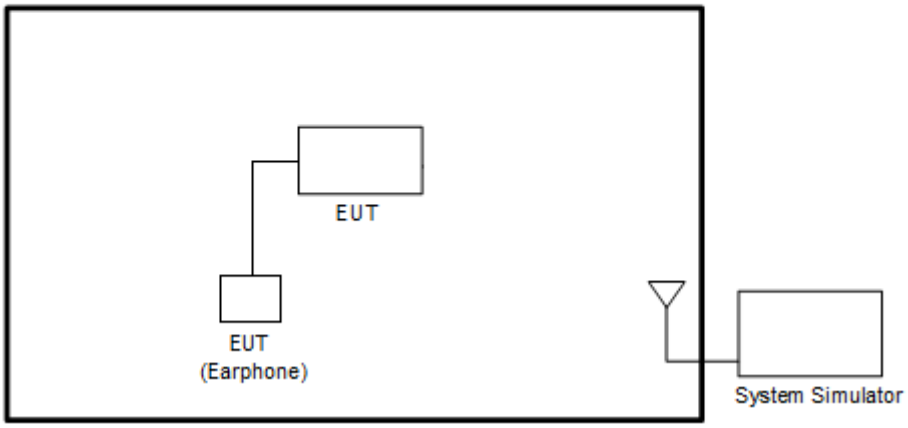

2.3 Support Unit used in test configuration and system

Item	Equipment	Brand Name	Model No.	FCC ID	Data Cable	Power Cord
1.	5G Wireless Test Platform	Anritsu	MT8000A	N/A	N/A	Unshielded, 1.8 m
2.	System Simulator	Anritsu	MT8821C	N/A	N/A	Unshielded, 1.8 m

2.4 Measurement Results Explanation Example

For all conducted test items:

The offset level is set in the spectrum analyzer to compensate the RF cable loss and attenuator factor between EUT conducted output port and spectrum analyzer. With the offset compensation, the spectrum analyzer reading level is exactly the EUT RF output level.

The spectrum analyzer offset is derived from RF cable loss and attenuator factor.

Offset = RF cable loss + attenuator factor.

Following shows an offset computation example with cable loss 4.2 dB and 10dB attenuator.

Example :

Offset(dB) = RF cable loss(dB) + attenuator factor(dB).

= 4.2 + 10 = 14.2 (dB)

2.5 Frequency List of Low/Middle/High Channels

5G NR n2 Channel and Frequency List				
BW [MHz]	Channel/Frequency(MHz)	Lowest	Middle	Highest
20	Channel	372000	376000	380000
	Frequency	1860	1880	1900
15	Channel	371500	376000	380500
	Frequency	1857.5	1880	1902.5
10	Channel	371000	376000	381000
	Frequency	1855	1880	1905
5	Channel	370500	376000	381500
	Frequency	1852.5	1880	1907.5

5G NR n5 Channel and Frequency List				
BW [MHz]	Channel/Frequency(MHz)	Lowest	Middle	Highest
20	Channel	166800	167300	167800
	Frequency	834	836.5	839
15	Channel	166300	167300	168300
	Frequency	831.5	836.5	841.5
10	Channel	165800	167300	168800
	Frequency	829	836.5	844
5	Channel	165300	167300	169300
	Frequency	826.5	836.5	846.5

5G NR n7 Channel and Frequency List				
BW [MHz]	Channel/Frequency(MHz)	Lowest	Middle	Highest
50	Channel	505000	507000	509000
	Frequency	2525	2535	2545
40	Channel	504000	507000	510000
	Frequency	2520	2535	2550
30	Channel	503000	507000	511000
	Frequency	2515	2535	2555
25	Channel	502000	507000	511550
	Frequency	2512.5	2535	2557.5
20	Channel	502000	507000	512000
	Frequency	2510	2535	2560
15	Channel	501500	507000	512500
	Frequency	2507.5	2535	2562.5
10	Channel	501000	507000	513000
	Frequency	2505	2535	2565
5	Channel	500500	507000	513500
	Frequency	2502.5	2535	2567.5

5G NR n12 Channel and Frequency List				
BW [MHz]	Channel/Frequency(MHz)	Lowest	Middle	Highest
15	Channel	141300	141500	141700
	Frequency	706.5	707.5	708.5
10	Channel	140800	141500	142200
	Frequency	704	707.5	711
5	Channel	140300	141500	142700
	Frequency	701.5	707.5	713.5

5G NR n25 Channel and Frequency List				
BW [MHz]	Channel/Frequency(MHz)	Lowest	Middle	Highest
40	Channel	374000	376500	379000
	Frequency	1870	1882.5	1895
30	Channel	373000	376500	380000
	Frequency	1865	1882.5	1990
25	Channel	372500	376500	380500
	Frequency	1862.5	1882.5	1902.5
20	Channel	372000	376500	381000
	Frequency	1860	1882.5	1905
15	Channel	371500	376500	381500
	Frequency	1857.5	1882.5	1907.5
10	Channel	371000	376500	382000
	Frequency	1855	1882.5	1910
5	Channel	370500	376500	382500
	Frequency	1852.5	1882.5	1912.5

5G NR n38 Channel and Frequency List				
BW [MHz]	**Channel/Frequency(MHz)**	**Lowest**	**Middle**	**Highest**
20	Channel	516000	519000	522000
	Frequency	2580	2595	2610
15	Channel	515500	519000	522500
	Frequency	2577.5	2595	2612.5
10	Channel	515000	519000	523000
	Frequency	2575	2595	2615

5G NR n41 Channel and Frequency List				
BW [MHz]	Channel/Frequency(MHz)	Lowest	Middle	Highest
100	Channel	509202	518598	528000
	Frequency	2546.01	2592.99	2640
90	Channel	508200	518598	528996
	Frequency	2541	2592.99	2644.98
80	Channel	507204	518598	529998
	Frequency	2536.02	2592.99	2649.99
60	Channel	505200	518598	531996
	Frequency	2526	2592.99	2659.98
50	Channel	504204	518598	532998
	Frequency	2521.02	2592.99	2664.99
40	Channel	503202	518598	534000
	Frequency	2516.01	2592.99	2670
30	Channel	502200	518598	534996
	Frequency	2511	2592.99	2674.98
20	Channel	501204	518598	535998
	Frequency	2506.02	2592.99	2679.99
15	Channel	500700	518598	536496
	Frequency	2503.5	2592.99	2682.48
10	Channel	500202	578598	537000
	Frequency	2501.01	2592.99	2685

5G NR Band n66 Channel and Frequency List				
BW [MHz]	Channel/Frequency(MHz)	Lowest	Middle	Highest
40	Channel	346000	349000	352000
	Frequency	1730	1745	1760
30	Channel	345000	349000	353000
	Frequency	1725	1745	1765
25	Channel	344500	349000	353500
	Frequency	1722.5	1745	1767.5
20	Channel	344000	349000	354000
	Frequency	1720	1745	1770
15	Channel	343500	349000	354500
	Frequency	1717.5	1745	1772.5
10	Channel	343000	349000	355000
	Frequency	1715	1745	1775
5	Channel	342500	349000	355500
	Frequency	1712.5	1745	1777.5

5G NR Band n71 Channel and Frequency List				
BW [MHz]	Channel/Frequency(MHz)	Lowest	Middle	Highest
20	Channel	134600	136100	137600
	Frequency	673	680.5	688
15	Channel	134100	136100	138100
	Frequency	670.5	680.5	690.5
10	Channel	133600	136100	138600
	Frequency	668	680.5	693
5	Channel	133100	136100	139100
	Frequency	665.5	680.5	695.5

3 Conducted Test Items

3.1 Measuring Instruments

See list of measuring instruments of this test report.

3.1.1 Test Setup

3.1.2 Conducted Output Power



3.1.3 Peak-to-Average Ratio, Occupied Bandwidth ,Conducted Band-Edge and Conducted Spurious Emission

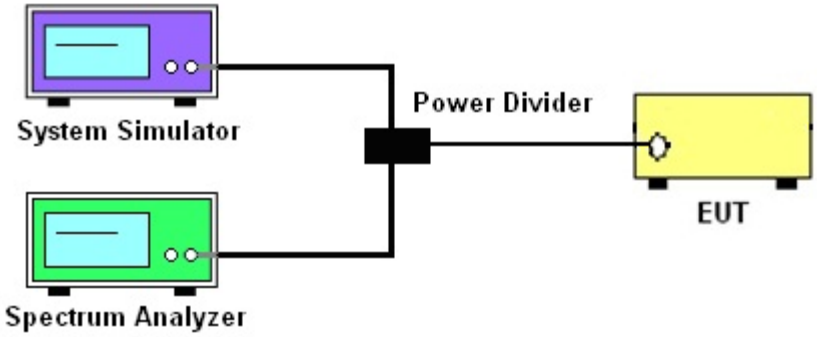

3.1.4 Frequency Stability

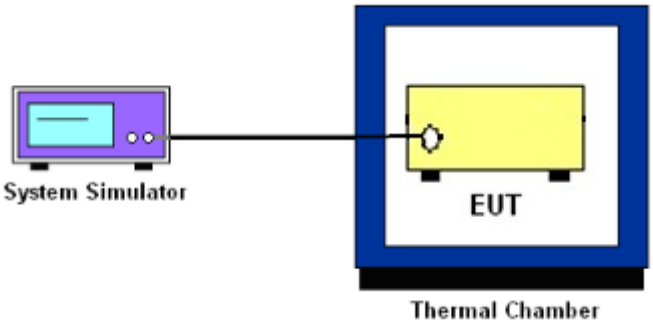

3.1.5 Test Result of Conducted Test

Please refer to Appendix A.

3.2 Conducted Output Power and ERP/EIRP

3.2.1 Description of the Conducted Output Power Measurement and ERP/EIRP Measurement

A system simulator was used to establish communication with the EUT. Its parameters were set to force the EUT transmitting at maximum output power. The measured power in the radio frequency on the transmitter output terminals shall be reported.

The ERP of mobile transmitters must not exceed 7 Watts for 5G NR n5

The ERP of mobile transmitters must not exceed 3 Watts for 5G NR n12 and n71

The EIRP of mobile transmitters must not exceed 2 Watts for 5G NR n2 and n25 and n7 and n38 and n41.

The EIRP of mobile transmitters must not exceed 1 Watts for 5G NR n66

According to KDB 412172 D01 Power Approach,

EIRP = $P_T + G_T – L_C$, ERP = EIRP -2.15, where

P_T = transmitter output power in dBm

G_T = gain of the transmitting antenna in dBi

L_C = signal attenuation in the connecting cable between the transmitter and antenna in dB

3.2.2 Test Procedures

1. The transmitter output port was connected to the system simulator.
2. Set EUT at maximum power through the system simulator.
3. Select lowest, middle, and highest channels for each band and different modulation.
4. Measure and record the power level from the system simulator.
5. The MIMO mode is completely uncorrelated, so the directional gain is selected the maximum gain among all antennas.

3.3 Peak-to-Average Ratio

3.3.1 Description of the PAR Measurement

Power Complementary Cumulative Distribution Function (CCDF) curves provide a means for characterizing the power peaks of a digitally modulated signal on a statistical basis. A CCDF curve depicts the probability of the peak signal amplitude exceeding the average power level. Most contemporary measurement instrumentation include the capability to produce CCDF curves for an input signal provided that the instrument's resolution bandwidth can be set wide enough to accommodate the entire input signal bandwidth. In measuring transmissions in this band using an average power technique, the peak-to-average ratio (PAR) of the transmission may not exceed 13 dB.

3.3.2 Test Procedures

The testing follows ANSI C63.26-2015 Section 5.2.6

1. The EUT was connected to spectrum and system simulator via a power divider.
2. Set the CCDF (Complementary Cumulative Distribution Function) option in spectrum analyzer.
3. The highest RF powers were measured and recorded the maximum PAPR level associated with a probability of 0.1 %.
4. Record the deviation as Peak to Average Ratio.

3.4 Occupied Bandwidth

3.4.1 Description of Occupied Bandwidth Measurement

The occupied bandwidth is the width of a frequency band such that, below the lower and above the upper frequency limits, the mean powers emitted are each equal to a specified percentage 0.5% of the total mean transmitted power.

The 26 dB emission bandwidth is defined as the frequency range between two points, one above and one below the carrier frequency, at which the spectral density of the emission is attenuated 26 dB below the maximum in-band spectral density of the modulated signal. Spectral density (power per unit bandwidth) is to be measured with a detector of resolution bandwidth equal to approximately 1.0% of the emission bandwidth.

3.4.2 Test Procedures

The testing follows ANSI C63.26-2015 Section 5.4.3 (26dB) and Section 5.4.4 (99OB)

1. The EUT was connected to spectrum analyzer and system simulator via a power divider.
2. The spectrum analyzer center frequency is set to the nominal EUT channel center frequency. The span range for the spectrum analyzer shall be between two and five times the anticipated OBW.
3. The nominal resolution bandwidth (RBW) shall be in the range of 1 to 5 % of the anticipated OBW, and the VBW shall be at least 3 times the RBW.
4. Set the detection mode to peak, and the trace mode to max hold.
5. Determine the reference value: Set the EUT to transmit a modulated signal. Allow the trace to stabilize. Set the spectrum analyzer marker to the highest level of the displayed trace.
   (this is the reference value)
6. Determine the “-26 dB down amplitude” as equal to (Reference Value – X).
7. Place two markers, one at the lowest and the other at the highest frequency of the envelope of the spectral display such that each marker is at or slightly below the “–X dB down amplitude” determined in step 6. If a marker is below this “-X dB down amplitude” value it shall be placed as close as possible to this value. The OBW is the positive frequency difference between the two markers.
8. Use the 99 % power bandwidth function of the spectrum analyzer and report the measured bandwidth.

3.5 Conducted Band Edge

3.5.1 Description of Conducted Band Edge Measurement

22.917(a)

For operations in the 824 – 849 MHz band, the FCC limit is 43 + 10log10(P[Watts]) dB below the transmitter power P(Watts) in a 100kHz bandwidth. However, in the 1MHz bands immediately outside and adjacent to the licensee's frequency block, a resolution bandwidth of at least one percent of the emission bandwidth of the fundamental emission of the transmitter may be employed.

24.238 (a)

For operations in the 1850-1910 and 1930-1990 MHz band, the FCC limit is 43 + 10log10(P[Watts]) dB below the transmitter power P(Watts) in a 1MHz bandwidth. However, in the 1 MHz bands immediately outside and adjacent to the frequency block a resolution bandwidth of at least one percent of the emission bandwidth of the fundamental emission of the transmitter may be employed.

27.53 (g)

For operations in the 600MHz band and 698-746 MHz band, the FCC limit is 43 + 10log10(P[Watts]) dB below the transmitter power P(Watts) in a 100 kHz bandwidth. However, in the 100 kilohertz bands immediately outside and adjacent to a licensee's frequency block, a resolution bandwidth of at least 30 kHz may be employed.

27.53 (h)

For operations in the 1710 – 1755 MHz band, 1755-1780 MHz, the FCC limit is 43 + 10log10(P[Watts]) dB below the transmitter power P(Watts) in a 1 MHz bandwidth. However, in the 1MHz bands immediately outside and adjacent to the licensee's frequency block, a resolution bandwidth of at least one percent of the emission bandwidth of the fundamental emission of the transmitter may be employed.

27.53(m)(4)

For mobile digital stations, the attenuation factor shall be not less than 40 + 10 log (P) dB on all frequencies between the channel edge and 5 megahertz from the channel edge, 43 + 10 log (P) dB on all frequencies between 5 megahertz and X megahertz from the channel edge, and 55 + 10 log (P) dB on all frequencies more than X megahertz from the channel edge, where X is the greater of 6 megahertz or the actual emission bandwidth as defined in paragraph (m)(6) of this section. In addition, the attenuation factor shall not be less that 43 + 10 log (P) dB on all frequencies between 2490.5 MHz and 2496 MHz and 55 + 10 log (P) dB at or below 2490.5 MHz. Mobile Satellite Service licensees operating on frequencies below 2495 MHz may also submit a documented interference complaint against BRS licensees operating on channel BRS Channel 1 on the same terms and conditions as adjacent channel BRS or EBS licensees.

3.5.2 Test Procedures

The testing follows FCC KDB 971168 D01 v03r01 Section 6.1.

1. The EUT was connected to spectrum analyzer and system simulator via a power divider.
2. The band edges of low and high channels for the highest RF powers were measured.
3. Set RBW >= 1% EBW in the 1MHz band immediately outside and adjacent to the band edge.
4. Beyond the 1 MHz band from the band edge, RBW=1MHz was used.
5. Set spectrum analyzer with RMS detector.
6. The RF fundamental frequency should be excluded against the limit line in the operating frequency band.
7. Checked that all the results comply with the emission limit line.
   The limit line is derived from 43 + 10log(P)dB below the transmitter power P(Watts)
   For 5G NR n7
   The other 40 dB, and 55 dB have additionally applied same calculation above.
8. For MIMO mode, add additional MIMO factor 10log(NTX=2) = 3.01dB into the spectrum analyzer offset.

3.6 Conducted Spurious Emission

3.6.1 Description of Conducted Spurious Emission Measurement

The power of any emission outside of the authorized operating frequency ranges must be lower than the transmitter power (P) by a factor of at least 43 + 10 log (P) dB.

For 5G NR n7

The power of any emission outside of the authorized operating frequency ranges must be lower than the transmitter power (P) by a factor of at least 55 + 10 log (P) dB.

It is measured by means of a calibrated spectrum analyzer and scanned from 30 MHz up to a frequency including its 10th harmonic.

For 5G NR n38, n41

The power of any emission outside of the authorized operating frequency ranges must be lower than the transmitter power (P) by a factor of at least 55 + 10 log (P) dB.

It is measured by means of a calibrated spectrum analyzer and scanned from 30 MHz up to a frequency including its 10th harmonic.

3.6.2 Test Procedures

The testing follows FCC KDB 971168 D01 v03r01 Section 6.1.

1. The EUT was connected to spectrum analyzer and system simulator via a power divider.
2. The RF output of EUT was connected to the spectrum analyzer by RF cable and attenuator. The path loss was compensated to the results for each measurement.
3. The middle channel for the highest RF power within the transmitting frequency was measured.
4. The conducted spurious emission for the whole frequency range was taken.
5. Make the measurement with the spectrum analyzer's RBW = 1MHz, VBW = 3MHz.
6. Set spectrum analyzer with RMS detector.
7. Taking the record of maximum spurious emission.
8. The RF fundamental frequency should be excluded against the limit line in the operating frequency band.
9. The limit line is derived from 43 + 10log(P)dB below the transmitter power P(Watts)
   For 5G NR n7, n38, n41
   The limit line is derived from 55 + 10log(P)dB below the transmitter power P(Watts)
10. For MIMO mode, add additional MIMO factor 10log(NTX=2) = 3.01dB into the spectrum analyzer offset.

3.7 Frequency Stability

3.7.1 Description of Frequency Stability Measurement

22.355

The frequency stability shall be measured by variation of ambient temperature and variation of primary supply voltage to ensure that the fundamental emission stays within the authorized frequency block. The frequency stability of the transmitter shall be maintained within ±0.00025% (±2.5ppm) of the center frequency.

24.235 & 27.54

The frequency stability shall be sufficient to ensure that the fundamental emission stays within the authorized frequency block.

3.7.2 Test Procedures for Temperature Variation

The testing follows FCC KDB 971168 D01 v03r01 Section 9.0.

1. The EUT was set up in the thermal chamber and connected with the system simulator.
2. With power OFF, the temperature was decreased to -30°C and the EUT was stabilized before testing. Power was applied and the maximum change in frequency was recorded within one minute.
3. With power OFF, the temperature was raised in 10°C step up to 50°C. The EUT was stabilized at each step for at least half an hour. Power was applied and the maximum frequency change was recorded within one minute.

3.7.3 Test Procedures for Voltage Variation

The testing follows FCC KDB 971168 D01 v03r01 Section 9.0.

1. The EUT was placed in a temperature chamber at 20±5° C and connected with the system simulator.
2. The power supply voltage to the EUT was varied from 85% to 115% of the nominal value measured at the input to the EUT.
3. The variation in frequency was measured for the worst case.

4 Radiated Test Items

4.1 Measuring Instruments

See list of measuring instruments of this test report.

4.1.1 Test Setup

For radiated emissions below 30MHz

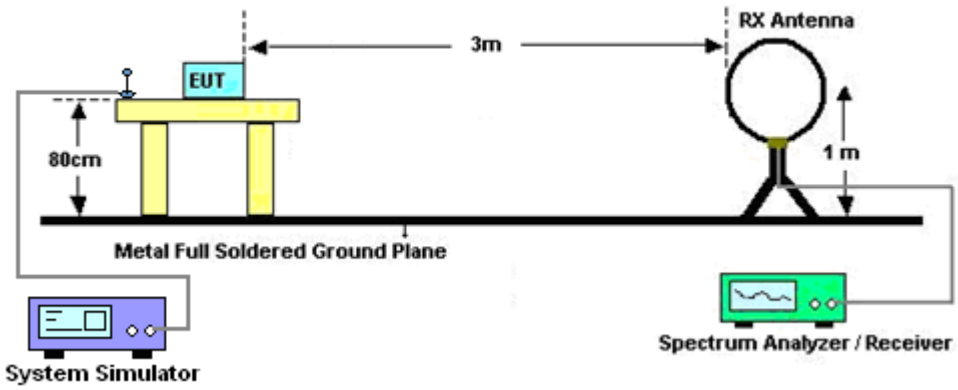

For radiated test from 30MHz to 1GHz

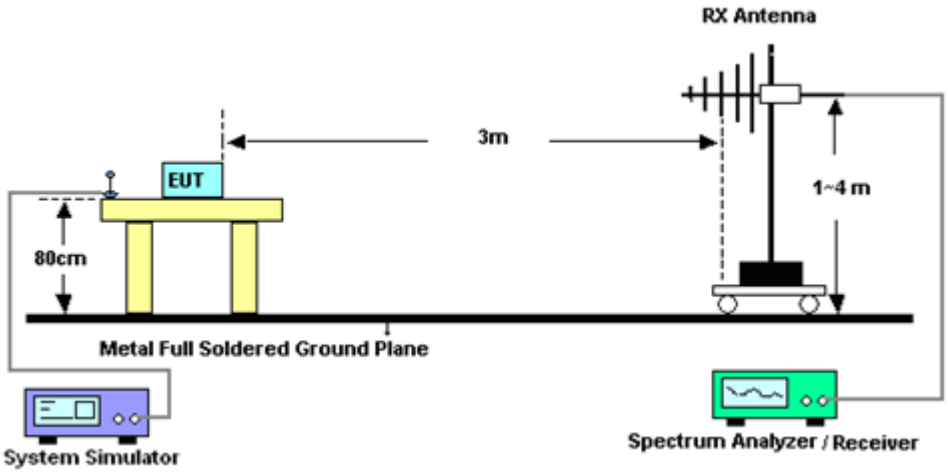

For radiated test from 1GHz to 18GHz

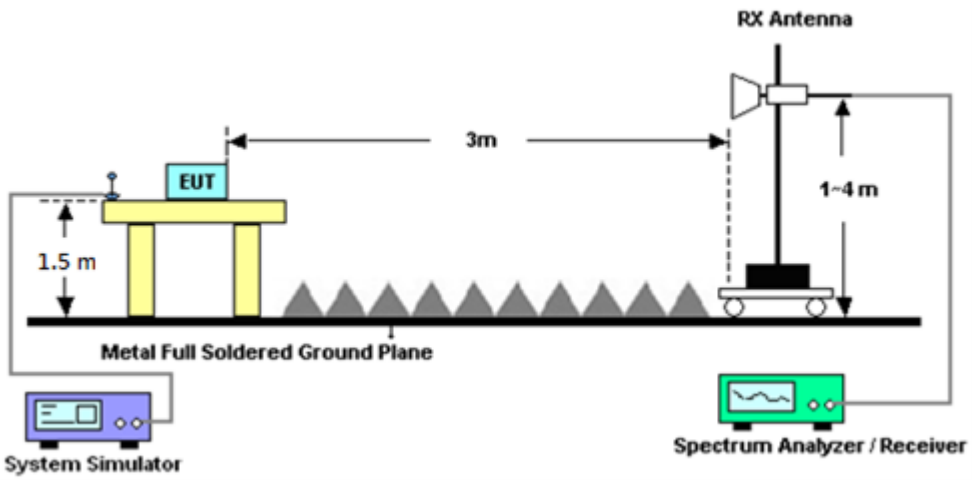

For radiated test above 18GHz

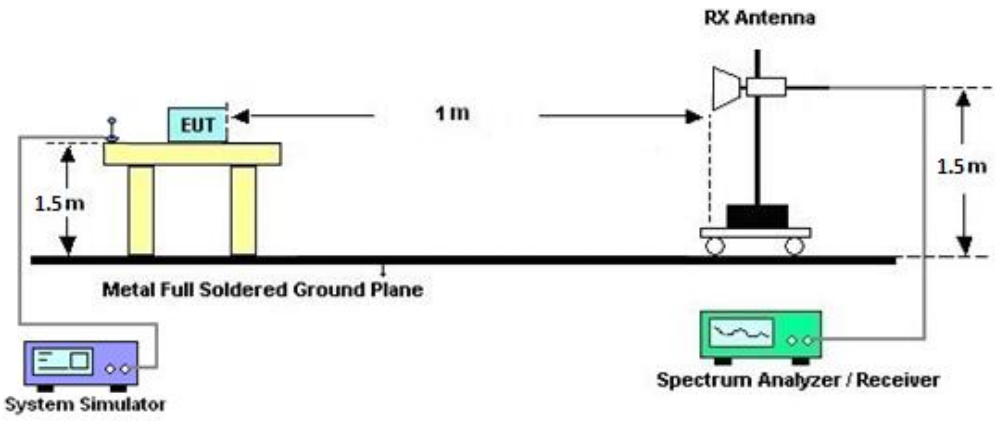

4.1.2 Test Result of Radiated Test

Please refer to Appendix B.

Note:

The low frequency, which started from 9 kHz to 30MHz, was pre-scanned and the result which was 20dB lower than the limit line was not reported.

There is adequate comparison measurement of both open-field test site and alternative test site - semi-Anechoic chamber according to 414788 D01 Radiated Test Site v01r01, and the result came out very similar.

4.2 Radiated Spurious Emission Measurement

4.2.1 Description of Radiated Spurious Emission Measurement

The radiated spurious emission was measured by substitution method according to ANSI / TIA-603-E. The power of any emission outside of the authorized operating frequency ranges must be attenuated below the transmitter power (P) by a factor of at least 43 + 10 log (P) dB.

For 5G NR n7, n38, n41

The power of any emission outside of the authorized operating frequency ranges must be attenuated below the transmitter power (P) by a factor of at least 55 + 10 log (P) dB.

The spectrum is scanned from 30 MHz up to a frequency including its 10th harmonic.

4.2.2 Test Procedures

The testing follows FCC KDB 971168 D01 v03r01 Section 7 and ANSI / TIA-603-E Section 2.2.12.

1. The EUT was placed on a turntable with 0.8 meter for frequency below 1GHz and 1.5 meter for frequency above 1GHz respectively above ground.
2. The EUT was set 3 meters from the receiving antenna, which was mounted on the antenna tower.
3. The table was rotated 360 degrees to determine the position of the highest spurious emission.
4. The height of the receiving antenna is varied between one meter and four meters to search the maximum spurious emission for both horizontal and vertical polarizations.
5. Make the measurement with the spectrum analyzer's RBW = 1MHz, VBW = 3MHz, taking the record of maximum spurious emission.
6. A horn antenna was substituted in place of the EUT and was driven by a signal generator.
7. Tune the output power of signal generator to the same emission level with EUT maximum spurious emission.
8. Taking the record of output power at antenna port.
9. Repeat step 7 to step 8 for another polarization.
10. The RF fundamental frequency should be excluded against the limit line in the operating frequency band.

    The limit line is derived from 43 + 10log(P)dB below the transmitter power P(Watts)

    For 5G NR n7, n38, n41

    The limit line is derived from 55 + 10log(P)dB below the transmitter power P(Watts)

    EIRP (dBm) = S.G. Power – Tx Cable Loss + Tx Antenna Gain

    ERP (dBm) = EIRP - 2.15

5 List of Measuring Equipment

Instrument	Brand Name	Model No.	Serial No.	Characteristics	Calibration Date	Test Date	Due Date	Remark
EMI Test Receicver	Keysight	N9010B	MY60241055	10Hz~44GHz	Jul. 12, 2021	Apr. 16, 2022~ May 17, 2022	Jul. 11, 2022	Radiation (03CH20-HY)
Preamplifier	COM-POWER	PAM-103	18020201	1MHz-1000MHz	Jan. 03, 2022	Apr. 16, 2022~ May 17, 2022	Jan. 02, 2023	Radiation (03CH20-HY)
Amplifier	EMCI	EMC118A45SE	980792	N/A	Nov. 15, 2021	Apr. 16, 2022~ May 17, 2022	Nov. 14, 2022	Radiation (03CH20-HY)
Preamplifier	EMEC	EM18G40G	060715	18GHz~40GHz	Dec. 24, 2021	Apr. 16, 2022~ May 17, 2022	Dec. 23, 2022	Radiation (03CH20-HY)
Loop Antenna	Rohde & Schwarz	HFH2-Z2	100315	9 kHz~30 MHz	Jan. 07, 2022	Apr. 16, 2022~ May 17, 2022	Jan. 06, 2023	Radiation (03CH20-HY)
Bilog Antenna	TESEQ	CBL 6111D&00802N 1D01N-06	55606 & 08	30MHz~1GHz	Oct. 17, 2021	Apr. 16, 2022~ May 17, 2022	Oct. 16, 2022	Radiation (03CH20-HY)
Bilog Antenna	TESEQ	CBL 6111D&00802N 1D01N-06	37059 & 01	30MHz~1GHz	Oct. 09, 2021	Apr. 16, 2022~ May 17, 2022	Oct. 08, 2022	Radiation (03CH20-HY)
Horn Antenna	SCHWARZBE CK	BBHA 9120 D	9120D-02294	1GHz~18GHz	Jun. 23, 2021	Apr. 16, 2022~ May 17, 2022	Jun. 22, 2022	Radiation (03CH20-HY)
Horn Antenna	SCHWARZBE CK	BBHA 9120 D	02360	1GHz~18GHz	Nov. 02, 2021	Apr. 16, 2022~ May 17, 2022	Nov. 01, 2022	Radiation (03CH20-HY)
SHF-EHF Horn Antenna	SCHWARZBE CK	BBHA9170	00994	18GHz-40GHz	Nov. 04, 2021	Apr. 16, 2022~ May 17, 2022	Nov. 03 ,2022	Radiation (03CH20-HY)
SHF-EHF Horn Antenna	SCHWARZBE CK	BBHA9170	00993	18GHz-40GHz	Nov. 30, 2021	Apr. 16, 2022~ May 17, 2022	Nov. 29, 2022	Radiation (03CH20-HY)
Hygrometer	TECPEL	DTM-303B	TP200889	N/A	Sep. 30, 2021	Apr. 16, 2022~ May 17, 2022	Sep. 29, 2022	Radiation (03CH20-HY)
RF Cable	HUBER + SUHNER	SUCOFLEX 102	519229/2,8040 15/2,804027/2	N/A	Jan. 19, 2022	Apr. 16, 2022~ May 17, 2022	Jan. 18, 2023	Radiation (03CH20-HY)
Software	Audix	E3 6.2009-8-24	RK-002156	N/A	N/A	Apr. 16, 2022~ May 17, 2022	N/A	Radiation (03CH20-HY)
Antenna Mast	EMEC	AM-BS-4500-B	N/A	1m~4m	N/A	Apr. 16, 2022~ May 17, 2022	N/A	Radiation (03CH20-HY)
Turn Table	EMEC	TT2000	N/A	0~360 Degree	N/A	Apr. 16, 2022~ May 17, 2022	N/A	Radiation (03CH20-HY)
Controller	EMEC	EM1000	N/A	Control Turn table & Ant Mast	N/A	Apr. 16, 2022~ May 17, 2022	N/A	Radiation (03CH20-HY)
Signal Generator	Rohde & Schwarz	SMF100A	101107	100kHz~40GHz	Dec. 08, 2021	Apr. 16, 2022~ May 17, 2022	Dec. 07, 2022	Radiation (03CH20-HY)
Programmable Power Supply	GW Instek	PSS-2005	EL890001	50Hz~60Hz	Oct. 06, 2021	Mar. 22, 2022~ May 29, 2022	Oct. 05, 2022	Conducted (TH03-HY)
Signal Analyzer	Rohde & Schwarz	FSV3044	101102	10Hz~44GHz	Feb. 09, 2022	Mar. 22, 2022~ May 29, 2022	Feb. 08, 2023	Conducted (TH03-HY)
Thermal Chamber	ESPEC	SH-641	92013720	-40℃ ~90℃	Sep. 09, 2021	Mar. 22, 2022~ May 29, 2022	Sep. 08, 2022	Conducted (TH03-HY)
Base Station (Measure)	Anritsu	MT8821C	6261849015	LTE	Ocr. 06, 2021	Mar. 22, 2022~ May 29, 2022	Oct. 05, 2022	Conducted (TH03-HY)
Base Station (Measure)	Anritsu	MT8000A	6261940327	FR1	Oct. 29, 2021	Mar. 22, 2022~ May 29, 2022	Oct. 28, 2022	Conducted (TH03-HY)

6 Uncertainty of Evaluation

Uncertainty of Radiated Emission Measurement (30 MHz ~ 1000 MHz)

Measuring Uncertainty for a Level of Confidence of 95% (U = 2Uc(y))	3.33 dB

Uncertainty of Radiated Emission Measurement (1 GHz ~ 18 GHz)

Measuring Uncertainty for a Level of Confidence of 95% (U = 2Uc(y))	3.40 dB

Uncertainty of Radiated Emission Measurement (18 GHz ~ 40 GHz)

Measuring Uncertainty for a Level of Confidence of 95% (U = 2Uc(y))	4.43 dB

Appendix A. Test Results of Conducted Test

Conducted Output Power (Average power and ERP/EIRP)

<SISO Mode>

<DFT-s-OFDM>

<Primary Antenna>

NR n2 Maximum Average Power [dBm] (GT - LC = 0.4 dB)								
BW [MHz]	RB Size	RB Offset	Mod	Lowest	Middle	Highest	EIRP (dBm)	EIRP(W)
5	1	1	PI/2 BPSK	24.79	24.97	24.85	25.37	0.3443
5	1	23		24.85	24.87	24.47		
5	12	6		24.86	24.87	24.52		
5	1	0		24.42	24.38	24.05		
5	1	24		24.36	24.39	24.03		
5	25	0		24.32	24.40	24.01		
5	1	1	QPSK	24.16	24.78	24.73		
5	1	23		24.97	24.83	24.70		
5	12	6		24.50	24.85	24.81		
5	1	0		24.01	23.87	23.80		
5	1	24		23.87	23.87	23.78		
5	25	0		22.38	22.37	22.28		
5	1	1	16-QAM	24.11	23.74	23.70	24.51	0.2825
5	1	1	64-QAM	22.39	22.27	22.14		
5	1	1	256-QAM	18.89	18.61	18.48		
Limit	EIRP < 2W			Result			Pass	

NR n2 Maximum Average Power [dBm] (GT - LC = 0.4 dB)								
BW [MHz]	RB Size	RB Offset	Mod	Lowest	Middle	Highest	EIRP (dBm)	EIRP(W)
10	1	1	PI/2 BPSK	24.97	24.71	24.81	25.37	0.3443
10	1	50		24.87	24.79	24.68		
10	25	12		24.86	24.84	24.74		
10	1	0		24.41	24.34	24.11		
10	1	51		24.36	24.38	24.07		
10	50	0		24.39	24.33	24.04		
10	1	1	QPSK	24.78	24.87	24.60		
10	1	50		24.86	24.86	24.75		
10	25	12		24.82	24.81	24.82		
10	1	0		23.92	23.86	23.87		
10	1	51		23.81	23.87	23.74		
10	50	0		22.27	22.41	22.31		
10	1	1	16-QAM	23.78	24.02	23.74	24.42	0.2767
10	1	1	64-QAM	22.25	22.45	22.29		
10	1	1	256-QAM	18.61	18.72	18.79		
Limit	EIRP < 2W			Result			Pass	

NR n2 Maximum Average Power [dBm] (GT - LC = 0.4 dB)								
BW [MHz]	RB Size	RB Offset	Mod	Lowest	Middle	Highest	EIRP (dBm)	EIRP(W)
15	1	1	PI/2 BPSK	24.91	24.74	24.62	25.31	0.3396
15	1	77		24.78	24.72	24.56		
15	36	18		24.78	24.86	23.92		
15	1	0		24.44	24.15	24.24		
15	1	78		24.23	24.14	24.14		
15	75	0		24.34	24.21	24.23		
15	1	1	QPSK	24.55	24.80	24.67		
15	1	77		24.55	24.77	23.40		
15	36	18		24.74	24.87	23.85		
15	1	0		23.61	23.81	23.87		
15	1	78		23.61	23.78	23.21		
15	75	0		22.23	22.32	22.32		
15	1	1	16-QAM	23.89	23.83	23.59	24.29	0.2685
15	1	1	64-QAM	22.21	22.30	22.35		
15	1	1	256-QAM	18.61	18.67	18.77		
Limit	EIRP < 2W			Result			Pass	

NR n2 Maximum Average Power [dBm] (GT - LC = 0.4 dB)								
BW [MHz]	RB Size	RB Offset	Mod	Lowest	Middle	Highest	EIRP (dBm)	EIRP(W)
20	1	1	PI/2 BPSK	24.98	24.84	24.90	25.40	0.3467
20	1	104		24.85	24.73	24.77		
20	50	25		24.95	24.89	23.97		
20	1	0		24.50	24.32	24.43		
20	1	105		24.31	24.22	24.29		
20	100	0		24.49	24.36	23.62		
20	1	1	QPSK	24.84	25.00	24.02		
20	1	104		24.71	24.83	23.99		
20	50	25		24.92	24.99	23.35		
20	1	0		24.02	23.89	24.02		
20	1	105		23.82	23.76	23.82		
20	100	0		22.42	22.48	22.33		
20	1	1	16-QAM	23.94	24.00	23.95	24.40	0.2754
20	1	1	64-QAM	22.26	22.44	22.57		
20	1	1	256-QAM	18.89	18.74	19.07		
Limit	EIRP < 2W			Result			Pass	

NR n5 Maximum Average Power [dBm] (GT - LC = -3.6 dB)								
BW [MHz]	RB Size	RB Offset	Mod	Lowest	Middle	Highest	ERP (dBm)	ERP(W)
5	1	1	PI/2 BPSK	24.77	24.78	24.72	19.05	0.0804
5	1	23		24.75	24.78	24.71		
5	12	6		24.77	24.78	24.74		
5	1	0		24.24	24.31	24.21		
5	1	24		24.29	24.29	24.16		
5	25	0		24.30	24.30	24.21		
5	1	1	QPSK	24.77	24.78	24.72		
5	1	23		24.76	24.80	24.74		
5	12	6		24.80	24.75	24.74		
5	1	0		22.29	22.26	22.21		
5	1	24		22.28	22.33	22.25		
5	25	0		22.29	22.25	22.30		
5	1	1	16-QAM	22.23	22.12	22.34	16.59	0.0456
5	1	1	64-QAM	20.81	20.92	20.91		
5	1	1	256-QAM	18.71	18.75	18.71		
Limit	ERP < 7W			Result			Pass	

NR n5 Maximum Average Power [dBm] (GT - LC = -3.6 dB)								
BW [MHz]	RB Size	RB Offset	Mod	Lowest	Middle	Highest	ERP (dBm)	ERP(W)
10	1	1	PI/2 BPSK	24.71	24.67	24.74	19.03	0.0800
10	1	50		24.71	24.71	24.63		
10	25	12		24.74	24.76	24.66		
10	1	0		24.22	24.25	24.17		
10	1	51		24.24	24.22	24.13		
10	50	0		24.25	24.25	24.18		
10	1	1	QPSK	24.74	24.73	24.64		
10	1	50		24.71	24.77	24.65		
10	25	12		24.78	24.75	24.67		
10	1	0		22.25	22.23	22.21		
10	1	51		22.26	22.27	22.17		
10	50	0		22.28	22.30	22.21		
10	1	1	16-QAM	22.41	22.19	22.18	16.66	0.0463
10	1	1	64-QAM	20.97	20.91	20.76		
10	1	1	256-QAM	18.75	18.72	18.63		
Limit	ERP < 7W			Result			Pass	

NR n5 Maximum Average Power [dBm] (GT - LC = -3.6 dB)								
BW [MHz]	RB Size	RB Offset	Mod	Lowest	Middle	Highest	ERP (dBm)	ERP(W)
15	1	1	PI/2 BPSK	24.68	24.75	24.67	19.06	0.0805
15	1	77		24.71	24.75	24.67		
15	36	18		24.71	24.78	24.71		
15	1	0		24.20	24.23	24.19		
15	1	78		24.21	24.22	24.11		
15	75	0		24.18	24.21	24.21		
15	1	1	QPSK	24.61	24.71	24.64		
15	1	77		24.70	24.71	24.67		
15	36	18		24.71	24.81	24.70		
15	1	0		22.19	22.21	22.21		
15	1	78		22.23	22.24	22.17		
15	75	0		22.21	22.31	22.21		
15	1	1	16-QAM	22.02	22.27	22.19	16.52	0.0449
15	1	1	64-QAM	20.72	20.74	20.54		
15	1	1	256-QAM	18.87	18.80	18.79		
Limit	ERP < 7W			Result			Pass	

NR n5 Maximum Average Power [dBm] (GT - LC = -3.6 dB)								
BW [MHz]	RB Size	RB Offset	Mod	Lowest	Middle	Highest	ERP (dBm)	ERP(W)
20	1	1	PI/2 BPSK	24.61	24.72	24.67	19.00	0.0794
20	1	104		24.63	24.61	24.63		
20	50	25		24.70	24.74	24.72		
20	1	0		24.14	24.21	24.12		
20	1	105		24.12	24.19	24.12		
20	100	0		24.14	24.25	24.25		
20	1	1	QPSK	24.71	24.74	24.68		
20	1	104		24.66	24.65	24.67		
20	50	25		24.67	24.75	24.72		
20	1	0		22.14	22.24	22.20		
20	1	105		22.14	22.21	22.12		
20	100	0		22.21	22.27	22.23		
20	1	1	16-QAM	22.21	22.31	22.12	16.56	0.0453
20	1	1	64-QAM	20.61	20.83	20.70		
20	1	1	256-QAM	18.81	18.74	18.52		
Limit	ERP < 7W			Result			Pass	

NR n7 Maximum Average Power [dBm] (GT - LC = -2.1 dB)								
BW [MHz]	RB Size	RB Offset	Mod	Lowest	Middle	Highest	EIRP (dBm)	EIRP(W)
5	1	1	PI/2 BPSK	24.78	24.60	24.75	22.76	0.1888
5	1	23		24.81	24.60	24.77		
5	12	6		24.81	24.61	24.71		
5	1	0		24.33	24.31	24.29		
5	1	24		24.31	24.12	24.31		
5	25	0		24.30	24.09	24.23		
5	1	1	QPSK	24.85	24.61	24.80		
5	1	23		24.81	24.52	24.85		
5	12	6		24.86	24.55	24.69		
5	1	0		23.85	23.65	23.71		
5	1	24		23.89	23.63	23.74		
5	25	0		22.32	22.11	22.21		
5	1	1	16-QAM	24.01	23.61	23.87	21.91	0.1552
5	1	1	64-QAM	22.34	22.15	22.05		
5	1	1	256-QAM	19.12	18.51	19.05		
Limit	EIRP < 2W			Result			Pass	

NR n7 Maximum Average Power [dBm] (GT - LC = -2.1 dB)								
BW [MHz]	RB Size	RB Offset	Mod	Lowest	Middle	Highest	EIRP (dBm)	EIRP(W)
10	1	1	PI/2 BPSK	24.78	24.66	24.67	22.68	0.1854
10	1	50		24.67	24.52	24.72		
10	25	12		24.71	24.61	24.75		
10	1	0		24.25	24.04	24.16		
10	1	51		24.16	24.06	24.17		
10	50	0		24.19	24.10	24.21		
10	1	1	QPSK	24.77	24.64	24.71		
10	1	50		24.71	24.52	24.74		
10	25	12		24.70	24.59	24.75		
10	1	0		23.81	23.66	23.67		
10	1	51		23.71	23.65	23.80		
10	50	0		22.22	22.15	22.26		
10	1	1	16-QAM	23.71	23.94	23.81	21.84	0.1528
10	1	1	64-QAM	22.30	22.15	22.31		
10	1	1	256-QAM	18.81	18.62	18.67		
Limit	EIRP < 2W			Result			Pass	

NR n7 Maximum Average Power [dBm] (GT - LC = -2.1 dB)								
BW [MHz]	RB Size	RB Offset	Mod	Lowest	Middle	Highest	EIRP (dBm)	EIRP(W)
15	1	1	PI/2 BPSK	24.76	24.68	24.91	22.81	0.1910
15	1	77		24.67	24.61	24.90		
15	36	18		24.72	24.64	24.89		
15	1	0		24.24	24.22	24.33		
15	1	78		24.07	24.11	24.42		
15	75	0		24.20	24.10	24.38		
15	1	1	QPSK	24.71	24.67	24.85		
15	1	77		24.48	24.61	24.85		
15	36	18		24.74	24.65	24.89		
15	1	0		23.71	23.71	23.76		
15	1	78		23.66	23.61	23.94		
15	75	0		22.19	22.15	22.39		
15	1	1	16-QAM	23.78	23.71	23.67	21.68	0.1472
15	1	1	64-QAM	22.23	22.15	22.19		
15	1	1	256-QAM	18.84	18.61	18.67		
Limit	EIRP < 2W			Result			Pass	

NR n7 Maximum Average Power [dBm] (GT - LC = -2.1 dB)								
BW [MHz]	RB Size	RB Offset	Mod	Lowest	Middle	Highest	EIRP (dBm)	EIRP(W)
20	1	1	PI/2 BPSK	24.69	24.69	24.73	22.80	0.1905
20	1	104		24.65	24.55	24.87		
20	50	25		24.71	24.59	24.79		
20	1	0		24.22	24.15	24.21		
20	1	105		24.13	24.03	24.35		
20	100	0		24.22	24.08	24.33		
20	1	1	QPSK	24.81	24.71	24.77		
20	1	104		24.71	24.53	24.86		
20	50	25		24.65	24.65	24.90		
20	1	0		23.81	23.67	23.67		
20	1	105		23.74	23.57	23.82		
20	100	0		22.18	22.17	22.37		
20	1	1	16-QAM	23.69	23.85	23.97	21.87	0.1538
20	1	1	64-QAM	22.01	22.45	22.12		
20	1	1	256-QAM	18.96	18.89	18.68		
Limit	EIRP < 2W			Result			Pass	

NR n7 Maximum Average Power [dBm] (GT - LC = -2.1 dB)								
BW [MHz]	RB Size	RB Offset	Mod	Lowest	Middle	Highest	EIRP (dBm)	EIRP(W)
25	1	1	PI/2 BPSK	24.77	24.72	24.76	22.73	0.1875
25	1	131		24.70	24.55	24.83		
25	64	32		24.73	24.61	24.81		
25	1	0		24.30	24.22	24.15		
25	1	132		24.16	24.09	24.39		
25	128	0		24.21	24.09	24.27		
25	1	1	QPSK	24.78	24.71	24.61		
25	1	131		24.67	24.65	24.78		
25	64	32		24.79	24.61	24.77		
25	1	0		23.75	23.69	23.64		
25	1	132		23.67	23.56	23.86		
25	128	0		22.23	22.11	22.31		
25	1	1	16-QAM	23.91	23.87	23.66	21.81	0.1517
25	1	1	64-QAM	22.31	22.27	22.21		
25	1	1	256-QAM	18.71	19.09	18.74		
Limit	EIRP < 2W			Result			Pass	

NR n7 Maximum Average Power [dBm] (GT - LC = -2.1 dB)								
BW [MHz]	RB Size	RB Offset	Mod	Lowest	Middle	Highest	EIRP (dBm)	EIRP(W)
30	1	1	PI/2 BPSK	24.73	24.81	24.63	22.75	0.1884
30	1	158		24.61	24.62	24.80		
30	80	40		24.61	24.61	24.75		
30	1	0		24.27	24.23	24.15		
30	1	159		24.14	24.07	24.27		
30	160	0		24.09	24.13	24.25		
30	1	1	QPSK	24.79	24.82	24.78		
30	1	158		24.71	24.61	24.85		
30	80	40		24.62	24.68	24.77		
30	1	0		23.84	23.73	23.63		
30	1	159		2.61	23.61	24.84		
30	160	0		22.12	22.21	22.23		
30	1	1	16-QAM	23.85	23.70	23.66	21.75	0.1496
30	1	1	64-QAM	22.28	22.46	22.34		
30	1	1	256-QAM	18.84	18.55	18.58		
Limit	EIRP < 2W			Result			Pass	

NR n7 Maximum Average Power [dBm] (GT - LC = -2.1 dB)								
BW [MHz]	RB Size	RB Offset	Mod	Lowest	Middle	Highest	EIRP (dBm)	EIRP(W)
40	1	1	PI/2 BPSK	24.82	24.84	24.85	22.83	0.1919
40	1	214		24.71	24.70	24.91		
40	108	54		24.69	24.60	24.71		
40	1	0		24.35	24.35	24.36		
40	1	215		24.17	24.22	24.40		
40	216	0		24.17	24.14	24.22		
40	1	1	QPSK	24.76	24.75	24.88		
40	1	214		24.59	24.61	24.93		
40	108	54		24.76	24.57	24.69		
40	1	0		23.88	23.76	23.91		
40	1	215		23.68	23.76	23.97		
40	216	0		22.19	22.11	22.25		
40	1	1	16-QAM	23.90	23.60	23.84	21.80	0.1514
40	1	1	64-QAM	22.64	22.36	22.37		
40	1	1	256-QAM	19.15	18.77	18.82		
Limit	EIRP < 2W			Result			Pass	

NR n7 Maximum Average Power [dBm] (GT - LC = -2.1 dB)								
BW [MHz]	RB Size	RB Offset	Mod	Lowest	Middle	Highest	EIRP (dBm)	EIRP(W)
50	1	1	PI/2 BPSK	24.97	24.87	24.87	22.88	0.1941
50	1	268		24.69	24.83	24.89		
50	135	67		24.70	24.61	24.64		
50	1	0		24.46	24.40	24.40		
50	1	269		24.12	24.35	24.39		
50	270	0		24.12	24.16	24.17		
50	1	1	QPSK	24.88	24.98	24.93		
50	1	268		24.68	24.86	24.91		
50	135	67		24.78	24.77	24.66		
50	1	0		24.10	23.93	24.01		
50	1	269		23.72	23.89	24.83		
50	270	0		22.25	22.22	22.23		
50	1	1	16-QAM	23.96	24.17	24.14	22.07	0.1611
50	1	1	64-QAM	22.36	22.36	22.72		
50	1	1	256-QAM	18.38	18.97	18.83		
Limit	EIRP < 2W			Result			Pass	

NR n12 Maximum Average Power [dBm] (GT - LC = -4.3 dB)								
BW [MHz]	RB Size	RB Offset	Mod	Lowest	Middle	Highest	ERP (dBm)	ERP(W)
5	1	1	PI/2 BPSK	24.83	24.86	24.80	18.45	0.0700
5	1	23		24.84	24.89	24.77		
5	12	6		24.81	24.84	24.78		
5	1	0		24.31	24.41	24.27		
5	1	24		24.31	24.39	24.25		
5	25	0		24.32	24.35	24.30		
5	1	1	QPSK	24.81	24.81	24.74		
5	1	23		24.75	24.90	24.81		
5	12	6		24.80	24.87	24.78		
5	1	0		22.30	22.34	22.32		
5	1	24		22.37	22.35	22.26		
5	25	0		22.35	22.40	22.31		
5	1	1	16-QAM	22.35	22.35	22.35	15.90	0.0389
5	1	1	64-QAM	20.80	21.01	20.91		
5	1	1	256-QAM	18.81	18.95	18.84		
Limit	ERP < 3W			Result			Pass	

NR n12 Maximum Average Power [dBm] (GT - LC = -4.3 dB)								
BW [MHz]	RB Size	RB Offset	Mod	Lowest	Middle	Highest	ERP (dBm)	ERP(W)
10	1	1	PI/2 BPSK	24.72	24.85	24.81	18.46	0.0701
10	1	50		24.81	24.87	24.81		
10	25	12		24.78	24.91	24.85		
10	1	0		24.23	24.35	24.31		
10	1	51		24.33	24.41	24.32		
10	50	0		24.27	24.38	24.34		
10	1	1	QPSK	24.70	24.82	24.84		
10	1	50		24.72	24.90	24.82		
10	25	12		24.71	24.89	24.81		
10	1	0		22.23	22.33	22.31		
10	1	51		22.37	22.39	22.31		
10	50	0		22.29	22.44	22.40		
10	1	1	16-QAM	22.22	22.44	22.41	15.99	0.0397
10	1	1	64-QAM	20.98	20.71	20.81		
10	1	1	256-QAM	18.81	18.78	18.84		
Limit	ERP < 3W			Result			Pass	

NR n12 Maximum Average Power [dBm] (GT - LC = -4.3 dB)								
BW [MHz]	RB Size	RB Offset	Mod	Lowest	Middle	Highest	ERP (dBm)	ERP(W)
15	1	1	PI/2 BPSK	24.81	24.83	24.77	18.44	0.0698
15	1	77		24.84	24.83	24.85		
15	36	18		24.89	24.88	24.87		
15	1	0		24.25	24.31	24.25		
15	1	78		24.30	24.34	24.31		
15	75	0		24.37	24.37	24.37		
15	1	1	QPSK	24.81	24.79	24.81		
15	1	77		24.84	24.81	24.77		
15	36	18		24.83	24.85	24.82		
15	1	0		22.32	22.32	22.25		
15	1	78		22.37	22.37	22.35		
15	75	0		22.39	22.41	22.39		
15	1	1	16-QAM	22.21	22.34	22.34	15.89	0.0388
15	1	1	64-QAM	21.01	21.14	21.03		
15	1	1	256-QAM	19.10	18.92	18.70		
Limit	ERP < 3W			Result			Pass	

NR n25 Maximum Average Power [dBm] (GT - LC = 0.4 dB)								
BW [MHz]	RB Size	RB Offset	Mod	Lowest	Middle	Highest	EIRP (dBm)	EIRP(W)
5	1	1	PI/2 BPSK	24.71	24.77	24.76	25.19	0.3304
5	1	23		24.67	24.79	24.62		
5	12	6		24.64	24.74	24.76		
5	1	0		24.19	24.29	24.22		
5	1	24		24.13	24.25	24.15		
5	25	0		24.14	24.22	24.22		
5	1	1	QPSK	24.62	24.69	24.75		
5	1	23		24.57	24.71	24.68		
5	12	6		24.61	24.67	24.68		
5	1	0		23.62	23.67	23.83		
5	1	24		23.60	23.71	23.73		
5	25	0		22.13	22.21	22.21		
5	1	1	16-QAM	23.50	23.77	23.75	24.17	0.2612
5	1	1	64-QAM	22.16	22.29	22.35		
5	1	1	256-QAM	18.36	18.71	18.77		
Limit	EIRP < 2W			Result			Pass	

NR n25 Maximum Average Power [dBm] (GT - LC = 0.4 dB)								
BW [MHz]	RB Size	RB Offset	Mod	Lowest	Middle	Highest	EIRP (dBm)	EIRP(W)
10	1	1	PI/2 BPSK	24.97	24.81	24.56	25.37	0.3443
10	1	50		24.88	24.80	24.57		
10	25	12		24.86	24.78	24.77		
10	1	0		24.44	24.26	24.19		
10	1	51		24.34	24.29	24.20		
10	50	0		24.40	24.25	24.27		
10	1	1	QPSK	24.96	24.68	24.63		
10	1	50		24.91	24.73	24.52		
10	25	12		24.83	24.79	24.80		
10	1	0		23.90	23.78	23.74		
10	1	51		23.84	23.85	23.71		
10	50	0		22.38	22.31	22.32		
10	1	1	16-QAM	23.76	24.11	23.64	24.51	0.2825
10	1	1	64-QAM	22.19	22.35	22.29		
10	1	1	256-QAM	18.88	18.89	18.65		
Limit	EIRP < 2W			Result			Pass	

NR n25 Maximum Average Power [dBm] (GT - LC = 0.4 dB)								
BW [MHz]	RB Size	RB Offset	Mod	Lowest	Middle	Highest	EIRP (dBm)	EIRP(W)
15	1	1	PI/2 BPSK	24.78	24.90	24.86	25.39	0.3459
15	1	77		24.71	24.86	24.61		
15	36	18		24.85	24.85	24.73		
15	1	0		24.32	24.37	23.84		
15	1	78		24.31	24.37	23.33		
15	75	0		24.39	24.35	23.97		
15	1	1	QPSK	24.99	24.72	24.78		
15	1	77		24.80	24.72	24.61		
15	36	18		24.86	24.83	24.78		
15	1	0		23.99	23.82	23.69		
15	1	78		23.83	23.79	23.52		
15	75	0		22.36	22.35	22.28		
15	1	1	16-QAM	24.07	23.75	23.59	24.47	0.2799
15	1	1	64-QAM	22.61	22.45	22.25		
15	1	1	256-QAM	19.02	18.55	18.64		
Limit	EIRP < 2W			Result			Pass	

NR n25 Maximum Average Power [dBm] (GT - LC = 0.4 dB)								
BW [MHz]	RB Size	RB Offset	Mod	Lowest	Middle	Highest	EIRP (dBm)	EIRP(W)
20	1	1	PI/2 BPSK	24.65	24.75	24.85	25.26	0.3357
20	1	104		24.53	24.62	24.55		
20	50	25		24.77	24.86	24.74		
20	1	0		24.19	24.26	24.11		
20	1	105		24.12	24.26	24.01		
20	100	0		24.22	24.38	24.30		
20	1	1	QPSK	24.85	24.69	24.67		
20	1	104		24.67	24.80	24.57		
20	50	25		24.82	24.80	24.79		
20	1	0		23.83	23.79	23.77		
20	1	105		23.76	23.73	23.61		
20	100	0		22.35	22.33	22.25		
20	1	1	16-QAM	23.90	23.60	23.54	24.30	0.2692
20	1	1	64-QAM	22.59	21.95	22.02		
20	1	1	256-QAM	18.77	18.68	18.41		
Limit	EIRP < 2W			Result			Pass	

NR n25 Maximum Average Power [dBm] (GT - LC = 0.4 dB)								
BW [MHz]	RB Size	RB Offset	Mod	Lowest	Middle	Highest	EIRP (dBm)	EIRP(W)
25	1	1	PI/2 BPSK	24.85	24.75	24.67	25.25	0.3350
25	1	131		24.71	24.57	24.45		
25	64	32		24.78	24.77	24.71		
25	1	0		24.33	24.11	24.36		
25	1	132		24.22	24.04	24.10		
25	128	0		24.28	24.10	24.07		
25	1	1	QPSK	24.71	24.75	24.81		
25	1	131		24.65	24.75	24.51		
25	64	32		24.75	24.84	24.51		
25	1	0		23.79	23.72	23.83		
25	1	132		23.67	23.64	23.56		
25	128	0		22.24	22.31	22.11		
25	1	1	16-QAM	23.70	23.91	23.84	24.31	0.2698
25	1	1	64-QAM	22.12	22.42	22.34		
25	1	1	256-QAM	18.54	18.91	18.79		
Limit	EIRP < 2W			Result			Pass	

NR n25 Maximum Average Power [dBm] (GT - LC = 0.4 dB)								
BW [MHz]	RB Size	RB Offset	Mod	Lowest	Middle	Highest	EIRP (dBm)	EIRP(W)
30	1	1	PI/2 BPSK	24.84	24.82	24.67	25.39	0.3459
30	1	158		24.64	24.71	24.51		
30	80	40		24.92	24.94	24.70		
30	1	0		24.33	24.31	24.33		
30	1	159		24.28	24.20	24.01		
30	160	0		24.33	24.41	24.27		
30	1	1	QPSK	24.99	24.81	24.84		
30	1	158		24.91	24.64	24.58		
30	80	40		24.91	24.94	24.85		
30	1	0		24.11	23.74	23.91		
30	1	159		23.92	23.58	23.62		
30	160	0		22.41	22.34	22.36		
30	1	1	16-QAM	24.02	23.78	23.84	24.42	0.2767
30	1	1	64-QAM	22.52	22.59	22.26		
30	1	1	256-QAM	18.91	18.77	18.78		
Limit	EIRP < 2W			Result			Pass	

NR n25 Maximum Average Power [dBm] (GT - LC = 0.4 dB)								
BW [MHz]	RB Size	RB Offset	Mod	Lowest	Middle	Highest	EIRP (dBm)	EIRP(W)
40	1	1	PI/2 BPSK	24.85	24.79	24.61	25.41	0.3475
40	1	214		24.71	24.52	24.67		
40	108	54		24.91	24.91	24.89		
40	1	0		24.23	24.31	24.33		
40	1	215		24.19	24.11	24.06		
40	216	0		24.37	24.33	24.31		
40	1	1	QPSK	24.78	24.71	24.80		
40	1	214		24.78	24.64	24.52		
40	108	54		24.88	24.95	25.01		
40	1	0		23.81	23.85	23.99		
40	1	215		23.68	23.61	23.16		
40	216	0		22.36	22.47	22.52		
40	1	1	16-QAM	23.90	23.72	23.61	24.30	0.2692
40	1	1	64-QAM	22.55	22.65	22.55		
40	1	1	256-QAM	19.04	18.41	18.71		
Limit	EIRP < 2W			Result			Pass	

NR n38 Maximum Average Power [dBm] (GT - LC = -1.8 dB)								
BW [MHz]	RB Size	RB Offset	Mod	Lowest	Middle	Highest	EIRP (dBm)	EIRP(W)
10	1	1	PI/2 BPSK	24.42	24.33	24.30	22.62	0.1828
10	1	22		24.35	24.31	24.32		
10	12	6		24.37	24.35	24.36		
10	1	0		23.91	23.81	23.81		
10	1	23		23.86	23.78	23.81		
10	24	0		23.91	23.80	23.88		
10	1	1	QPSK	24.33	24.37	24.37		
10	1	22		24.31	24.37	24.41		
10	12	6		24.40	24.35	24.41		
10	1	0		23.37	23.40	23.35		
10	1	23		23.37	23.33	23.35		
10	24	0		21.91	21.84	21.90		
10	1	1	16-QAM	23.22	23.30	23.41	21.61	0.1449
10	1	1	64-QAM	21.94	21.78	21.85		
10	1	1	256-QAM	18.37	18.60	18.34		
Limit	EIRP < 2W			Result			Pass	

NR n38 Maximum Average Power [dBm] (GT - LC = -1.8 dB)								
BW [MHz]	RB Size	RB Offset	Mod	Lowest	Middle	Highest	EIRP (dBm)	EIRP(W)
15	1	1	PI/2 BPSK	24.51	24.33	24.45	22.75	0.1884
15	1	36		24.38	24.35	24.55		
15	18	9		24.45	24.35	24.51		
15	1	0		23.92	23.84	23.97		
15	1	37		23.87	23.84	24.04		
15	36	0		23.95	23.86	23.95		
15	1	1	QPSK	24.42	24.40	24.45		
15	1	36		24.36	24.35	24.50		
15	18	9		24.45	24.35	24.47		
15	1	0		23.45	23.36	23.45		
15	1	37		23.45	23.33	23.50		
15	36	0		21.94	21.85	21.91		
15	1	1	16-QAM	23.62	23.31	23.54	21.82	0.1521
15	1	1	64-QAM	21.90	21.83	21.96		
15	1	1	256-QAM	18.37	18.45	18.55		
Limit	EIRP < 2W			Result			Pass	

NR n38 Maximum Average Power [dBm] (GT - LC = -1.8 dB)								
BW [MHz]	RB Size	RB Offset	Mod	Lowest	Middle	Highest	EIRP (dBm)	EIRP(W)
20	1	1	PI/2 BPSK	24.54	24.40	24.58	22.78	0.1897
20	1	49		24.44	24.32	24.50		
20	25	12		24.49	24.37	24.45		
20	1	0		24.09	23.90	23.99		
20	1	50		23.96	23.75	23.95		
20	50	0		23.95	23.88	23.93		
20	1	1	QPSK	24.52	24.45	24.51		
20	1	49		24.37	24.34	24.51		
20	25	12		24.45	24.39	24.51		
20	1	0		23.52	23.42	23.49		
20	1	50		23.42	23.36	23.50		
20	50	0		22.01	21.91	22.00		
20	1	1	16-QAM	23.41	23.50	23.45	21.70	0.1479
20	1	1	64-QAM	22.02	22.00	22.11		
20	1	1	256-QAM	18.44	18.27	18.57		
Limit	EIRP < 2W			Result			Pass	

NR n41 PC2 Maximum Average Power [dBm] (GT - LC = -1.9 dB)								
BW [MHz]	RB Size	RB Offset	Mod	Lowest	Middle	Highest	EIRP (dBm)	EIRP(W)
10	1	1	PI/2 BPSK	26.42	26.41	26.12	24.60	0.2884
10	1	22		26.45	26.40	26.17		
10	12	6		26.35	26.48	26.13		
10	1	0		22.86	22.92	22.57		
10	1	23		22.87	23.00	22.60		
10	24	0		25.91	25.97	25.61		
10	1	1	QPSK	26.33	26.47	26.15		
10	1	22		26.37	26.50	26.21		
10	12	6		26.44	26.47	26.11		
10	1	0		22.81	22.97	22.64		
10	1	23		22.92	22.97	22.64		
10	24	0		25.43	25.48	25.11		
10	1	1	16-QAM	25.34	25.70	25.31	23.80	0.2399
10	1	1	64-QAM	24.01	24.20	23.41		
10	1	1	256-QAM	22.00	21.93	21.60		
Limit	EIRP < 2W			Result			Pass	

NR n41PC2 Maximum Average Power [dBm] (GT - LC = -1.9 dB)								
BW [MHz]	RB Size	RB Offset	Mod	Lowest	Middle	Highest	EIRP (dBm)	EIRP(W)
15	1	1	PI/2 BPSK	26.33	26.33	26.11	24.52	0.2831
15	1	36		26.35	26.35	26.08		
15	18	9		26.34	26.37	26.15		
15	1	0		22.77	22.91	22.67		
15	1	37		22.86	22.86	22.69		
15	36	0		25.88	25.97	25.72		
15	1	1	QPSK	26.24	26.41	26.24		
15	1	36		26.30	26.41	26.18		
15	18	9		26.34	26.42	26.17		
15	1	0		22.81	22.98	22.79		
15	1	37		22.90	22.96	22.74		
15	36	0		25.40	25.45	25.25		
15	1	1	16-QAM	25.41	25.47	25.47	23.57	0.2275
15	1	1	64-QAM	23.91	23.94	23.81		
15	1	1	256-QAM	21.85	21.87	21.58		
Limit	EIRP < 2W			Result			Pass	

NR n41 PC2 Maximum Average Power [dBm] (GT - LC = -1.9 dB)								
BW [MHz]	RB Size	RB Offset	Mod	Lowest	Middle	Highest	EIRP (dBm)	EIRP(W)
20	1	1	PI/2 BPSK	26.23	26.39	26.32	24.49	0.2812
20	1	49		26.25	26.37	26.21		
20	25	12		26.28	26.35	26.21		
20	1	0		22.75	22.89	22.78		
20	1	50		22.76	22.87	22.69		
20	50	0		25.87	25.98	25.79		
20	1	1	QPSK	26.27	26.39	26.24		
20	1	49		26.21	26.38	26.14		
20	25	12		26.23	26.38	26.21		
20	1	0		22.78	22.94	22.91		
20	1	50		22.76	22.91	22.75		
20	50	0		25.31	25.41	25.33		
20	1	1	16-QAM	25.58	25.45	25.34	23.68	0.2333
20	1	1	64-QAM	23.78	23.92	23.97		
20	1	1	256-QAM	21.80	21.68	21.78		
Limit	EIRP < 2W			Result			Pass	

NR n41 PC2 Maximum Average Power [dBm] (GT - LC = -1.9 dB)								
BW [MHz]	RB Size	RB Offset	Mod	Lowest	Middle	Highest	EIRP (dBm)	EIRP(W)
30	1	1	PI/2 BPSK	26.32	26.45	26.42	24.58	0.2871
30	1	76		26.25	26.36	26.28		
30	36	18		26.40	26.37	26.33		
30	1	0		22.83	22.92	22.96		
30	1	77		22.81	22.82	22.84		
30	75	0		25.97	25.91	25.92		
30	1	1	QPSK	26.32	26.48	26.41		
30	1	76		26.23	26.41	26.31		
30	36	18		26.37	26.40	26.31		
30	1	0		22.85	23.05	23.97		
30	1	77		22.87	22.98	22.85		
30	75	0		25.44	25.48	25.41		
30	1	1	16-QAM	25.34	25.41	25.43	23.53	0.2254
30	1	1	64-QAM	23.87	24.12	23.94		
30	1	1	256-QAM	21.66	22.02	21.88		
Limit	EIRP < 2W			Result			Pass	

NR n41 PC2 Maximum Average Power [dBm] (GT - LC = -1.9 dB)								
BW [MHz]	RB Size	RB Offset	Mod	Lowest	Middle	Highest	EIRP (dBm)	EIRP(W)
40	1	1	PI/2 BPSK	26.25	26.57	26.45	24.67	0.2931
40	1	104		26.12	26.44	26.22		
40	50	25		26.22	26.37	26.33		
40	1	0		22.78	23.02	23.04		
40	1	105		22.71	22.95	22.77		
40	100	0		25.84	26.01	25.91		
40	1	1	QPSK	26.33	26.45	26.48		
40	1	104		26.15	26.33	26.25		
40	50	25		26.25	26.35	26.31		
40	1	0		22.89	23.03	23.06		
40	1	105		22.71	22.95	22.81		
40	100	0		25.35	25.46	25.33		
40	1	1	16-QAM	25.40	25.35	25.89	23.99	0.2506
40	1	1	64-QAM	23.78	24.10	24.20		
40	1	1	256-QAM	21.98	22.11	22.15		
Limit	EIRP < 2W			Result			Pass	

NR n41 PC2 Maximum Average Power [dBm] (GT - LC = -1.9 dB)								
BW [MHz]	RB Size	RB Offset	Mod	Lowest	Middle	Highest	EIRP (dBm)	EIRP(W)
50	1	1	PI/2 BPSK	26.52	26.61	26.61	24.74	0.2979
50	1	131		26.37	26.51	26.35		
50	64	32		26.40	26.43	26.42		
50	1	0		23.01	23.11	23.14		
50	1	132		22.88	23.15	22.94		
50	128	0		26.01	26.06	26.03		
50	1	1	QPSK	26.52	26.64	26.63		
50	1	131		26.37	26.61	26.43		
50	64	32		26.38	26.47	26.44		
50	1	0		23.05	23.22	23.16		
50	1	132		22.97	23.14	23.00		
50	128	0		25.47	25.57	25.54		
50	1	1	16-QAM	25.49	25.52	25.67	23.77	0.2382
50	1	1	64-QAM	24.12	24.11	24.26		
50	1	1	256-QAM	22.12	22.21	22.02		
Limit	EIRP < 2W			Result			Pass	

NR n41 PC2 Maximum Average Power [dBm] (GT - LC = -1.9 dB)								
BW [MHz]	RB Size	RB Offset	Mod	Lowest	Middle	Highest	EIRP (dBm)	EIRP(W)
60	1	1	PI/2 BPSK	26.52	26.70	26.75	24.87	0.3069
60	1	160		26.41	26.58	26.37		
60	81	40		2.25	26.38	26.40		
60	1	0		23.07	23.21	23.31		
60	1	161		22.95	23.12	22.91		
60	162	0		25.88	26.04	25.99		
60	1	1	QPSK	26.59	26.61	26.77		
60	1	160		26.41	26.62	26.35		
60	81	40		26.24	26.41	26.37		
60	1	0		23.17	23.26	23.35		
60	1	161		23.03	23.10	22.99		
60	162	0		25.40	25.55	25.50		
60	1	1	16-QAM	25.80	25.72	25.87	23.97	0.2495
60	1	1	64-QAM	24.21	24.08	24.24		
60	1	1	256-QAM	22.08	22.35	22.02		
Limit	EIRP < 2W			Result			Pass	

NR n41 PC2 Maximum Average Power [dBm] (GT - LC = -1.9 dB)								
BW [MHz]	RB Size	RB Offset	Mod	Lowest	Middle	Highest	EIRP (dBm)	EIRP(W)
80	1	1	PI/2 BPSK	26.78	26.81	26.81	24.99	0.3155
80	1	215		26.62	26.77	26.56		
80	108	54		26.28	26.47	26.40		
80	1	0		23.37	23.47	23.56		
80	1	216		23.25	23.38	23.14		
80	216	0		26.02	26.47	26.11		
80	1	1	QPSK	26.84	26.84	26.89		
80	1	215		26.81	26.82	26.61		
80	108	54		26.31	26.47	26.41		
80	1	0		23.41	23.42	23.55		
80	1	216		23.33	23.37	23.15		
80	216	0		25.47	25.62	25.62		
80	1	1	16-QAM	25.93	25.92	26.19	24.29	0.2685
80	1	1	64-QAM	24.47	24.26	24.45		
80	1	1	256-QAM	22.73	22.11	22.47		
Limit	EIRP < 2W			Result			Pass	

NR n41 PC2 Maximum Average Power [dBm] (GT - LC = -1.9 dB)								
BW [MHz]	RB Size	RB Offset	Mod	Lowest	Middle	Highest	EIRP (dBm)	EIRP(W)
90	1	1	PI/2 BPSK	26.88	26.88	26.87	24.98	0.3148
90	1	243		26.80	26.85	26.76		
90	120	60		26.45	26.47	26.45		
90	1	0		23.49	23.56	23.68		
90	1	244		23.45	23.50	23.33		
90	240	0		26.14	26.12	26.21		
90	1	1	QPSK	26.87	26.88	26.88		
90	1	243		26.84	26.86	26.83		
90	120	60		26.44	26.42	26.42		
90	1	0		23.54	23.61	23.67		
90	1	244		23.44	23.49	23.33		
90	240	0		25.66	25.66	25.68		
90	1	1	16-QAM	26.13	25.93	25.97	24.23	0.2649
90	1	1	64-QAM	24.34	24.72	25.03		
90	1	1	256-QAM	22.43	22.54	22.75		
Limit	EIRP < 2W			Result			Pass	

NR n41 PC2 Maximum Average Power [dBm] (GT - LC = -1.9 dB)								
BW [MHz]	RB Size	RB Offset	Mod	Lowest	Middle	Highest	EIRP (dBm)	EIRP(W)
100	1	1	PI/2 BPSK	26.88	26.87	26.88	24.98	0.3148
100	1	271		26.71	26.85	26.77		
100	135	67		26.33	26.51	26.52		
100	1	0		23.49	23.47	23.66		
100	1	272		23.26	23.39	23.25		
100	270	0		25.95	26.09	26.17		
100	1	1	QPSK	26.87	26.88	26.87		
100	1	271		26.70	26.86	26.71		
100	135	67		26.31	26.49	26.49		
100	1	0		23.55	23.49	23.69		
100	1	272		23.33	23.43	23.28		
100	270	0		25.44	25.58	25.71		
100	1	1	16-QAM	26.17	26.01	26.22	24.32	0.2704
100	1	1	64-QAM	24.61	24.26	24.70		
100	1	1	256-QAM	22.57	22.46	22.70		
Limit	EIRP < 2W			Result			Pass	

NR n66 Maximum Average Power [dBm] (GT - LC = 0.2 dB)								
BW [MHz]	RB Size	RB Offset	Mod	Lowest	Middle	Highest	EIRP (dBm)	EIRP(W)
5	1	1	PI/2 BPSK	24.38	24.77	24.70	24.98	0.3148
5	1	23		24.44	24.78	24.61		
5	12	6		24.50	24.70	24.66		
5	1	0		24.01	24.25	24.15		
5	1	24		23.94	24.23	24.13		
5	25	0		24.03	24.24	24.14		
5	1	1	QPSK	24.67	24.69	24.45		
5	1	23		24.59	24.67	24.54		
5	12	6		24.55	24.71	24.62		
5	1	0		23.61	23.70	23.57		
5	1	24		23.54	23.70	23.54		
5	25	0		22.05	22.21	22.14		
5	1	1	16-QAM	23.56	23.77	23.51	23.97	0.2495
5	1	1	64-QAM	22.28	22.21	22.01		
5	1	1	256-QAM	18.71	18.74	18.58		
Limit	EIRP < 1W			Result			Pass	

NR n66 Maximum Average Power [dBm] (GT - LC = 0.2 dB)								
BW [MHz]	RB Size	RB Offset	Mod	Lowest	Middle	Highest	EIRP (dBm)	EIRP(W)
10	1	1	PI/2 BPSK	24.78	24.61	24.76	24.98	0.3148
10	1	50		24.71	24.61	24.71		
10	25	12		24.70	24.69	24.75		
10	1	0		24.32	24.10	24.25		
10	1	51		24.25	24.10	24.15		
10	50	0		24.25	24.03	24.24		
10	1	1	QPSK	24.71	24.75	24.78		
10	1	50		24.65	24.74	24.76		
10	25	12		24.72	24.71	24.76		
10	1	0		23.84	23.77	23.83		
10	1	51		23.68	23.72	23.74		
10	50	0		22.21	22.28	22.27		
10	1	1	16-QAM	23.57	23.82	23.76	24.02	0.2523
10	1	1	64-QAM	22.21	22.50	22.32		
10	1	1	256-QAM	18.61	18.58	18.65		
Limit	EIRP < 1W			Result			Pass	

NR n66 Maximum Average Power [dBm] (GT - LC = 0.2 dB)								
BW [MHz]	RB Size	RB Offset	Mod	Lowest	Middle	Highest	EIRP (dBm)	EIRP(W)
15	1	1	PI/2 BPSK	24.61	24.62	24.25	24.83	0.3041
15	1	77		24.56	24.55	24.21		
15	36	18		24.55	24.58	24.47		
15	1	0		24.15	24.15	23.99		
15	1	78		23.97	23.99	23.88		
15	75	0		24.08	24.06	23.97		
15	1	1	QPSK	24.56	24.63	24.41		
15	1	77		24.20	24.46	24.31		
15	36	18		24.61	24.53	24.43		
15	1	0		23.59	23.64	23.44		
15	1	78		23.47	23.55	23.34		
15	75	0		22.05	22.11	21.96		
15	1	1	16-QAM	23.75	23.38	23.51	23.95	0.2483
15	1	1	64-QAM	22.21	21.89	21.87		
15	1	1	256-QAM	18.46	18.41	18.39		
Limit	EIRP < 1W			Result			Pass	

NR n66 Maximum Average Power [dBm] (GT - LC = 0.2 dB)								
BW [MHz]	RB Size	RB Offset	Mod	Lowest	Middle	Highest	EIRP (dBm)	EIRP(W)
20	1	1	PI/2 BPSK	24.55	24.55	24.43	24.80	0.3020
20	1	104		24.43	24.45	24.40		
20	50	25		24.46	24.54	24.49		
20	1	0		24.03	23.99	23.96		
20	1	105		23.94	23.92	23.85		
20	100	0		24.01	23.99	23.97		
20	1	1	QPSK	24.41	24.60	24.55		
20	1	104		24.40	24.55	24.38		
20	50	25		24.50	24.54	24.50		
20	1	0		23.47	23.57	23.44		
20	1	105		23.35	23.41	23.37		
20	100	0		21.99	22.11	21.98		
20	1	1	16-QAM	23.32	23.82	23.50	24.02	0.2523
20	1	1	64-QAM	21.75	22.21	21.90		
20	1	1	256-QAM	18.32	18.65	18.50		
Limit	EIRP < 1W			Result			Pass	

NR n66 Maximum Average Power [dBm] (GT - LC = 0.2 dB)								
BW [MHz]	RB Size	RB Offset	Mod	Lowest	Middle	Highest	EIRP (dBm)	EIRP(W)
25	1	1	PI/2 BPSK	24.37	24.77	24.71	24.97	0.3141
25	1	131		24.37	24.65	24.55		
25	64	32		24.64	24.77	24.67		
25	1	0		24.02	24.25	24.14		
25	1	132		23.95	24.17	24.03		
25	128	0		24.03	24.23	24.14		
25	1	1	QPSK	24.62	24.66	24.52		
25	1	131		24.50	24.57	24.42		
25	64	32		24.40	24.72	24.67		
25	1	0		23.63	23.71	23.62		
25	1	132		23.53	23.57	23.48		
25	128	0		22.10	22.22	22.14		
25	1	1	16-QAM	23.61	23.66	23.59	23.86	0.2432
25	1	1	64-QAM	22.27	22.25	22.10		
25	1	1	256-QAM	18.62	18.65	18.48		
Limit	EIRP < 1W			Result			Pass	

NR n66 Maximum Average Power [dBm] (GT - LC = 0.2 dB)								
BW [MHz]	RB Size	RB Offset	Mod	Lowest	Middle	Highest	EIRP (dBm)	EIRP(W)
30	1	1	PI/2 BPSK	24.77	24.60	24.52	24.97	0.3141
30	1	158		24.60	24.43	24.43		
30	80	40		24.67	24.68	24.77		
30	1	0		24.21	24.01	24.07		
30	1	159		24.11	23.93	24.01		
30	160	0		24.15	23.95	24.14		
30	1	1	QPSK	24.57	24.74	24.77		
30	1	158		24.44	24.57	24.52		
30	80	40		24.64	24.64	24.70		
30	1	0		23.66	23.61	23.70		
30	1	159		23.65	23.51	23.49		
30	160	0		22.14	22.14	22.21		
30	1	1	16-QAM	23.67	23.57	23.61	23.87	0.2438
30	1	1	64-QAM	22.14	22.14	22.35		
30	1	1	256-QAM	18.61	18.54	18.61		
Limit	EIRP < 1W			Result			Pass	

NR n66 Maximum Average Power [dBm] (GT - LC = 0.2 dB)								
BW [MHz]	RB Size	RB Offset	Mod	Lowest	Middle	Highest	EIRP (dBm)	EIRP(W)
40	1	1	PI/2 BPSK	24.70	24.72	24.63	25.10	0.3236
40	1	214		24.44	24.52	24.21		
40	108	54		24.71	24.90	24.64		
40	1	0		24.21	24.25	24.14		
40	1	215		23.83	24.02	23.82		
40	216	0		24.07	24.33	24.11		
40	1	1	QPSK	24.76	24.45	24.51		
40	1	214		24.34	24.56	24.42		
40	108	54		24.77	24.42	24.59		
40	1	0		23.81	23.79	23.62		
40	1	215		23.52	23.50	23.42		
40	216	0		22.21	22.60	22.26		
40	1	1	16-QAM	23.67	23.62	23.75	23.95	0.2483
40	1	1	64-QAM	22.74	22.10	22.17		
40	1	1	256-QAM	18.67	18.74	19.03		
Limit	EIRP < 1W			Result			Pass	

NR n71 Maximum Average Power [dBm] (GT - LC = -5.1 dB)								
BW [MHz]	RB Size	RB Offset	Mod	Lowest	Middle	Highest	ERP (dBm)	ERP(W)
5	1	1	PI/2 BPSK	24.85	24.87	24.91	17.70	0.0589
5	1	23		24.91	24.91	24.90		
5	12	6		24.91	24.88	24.95		
5	1	0		24.35	24.37	24.50		
5	1	24		24.41	24.40	24.43		
5	25	0		24.41	24.37	24.45		
5	1	1	QPSK	24.91	24.90	24.91		
5	1	23		24.95	24.87	24.92		
5	12	6		24.92	24.85	24.91		
5	1	0		22.34	22.41	22.42		
5	1	24		22.41	22.41	22.48		
5	25	0		22.49	22.40	22.45		
5	1	1	16-QAM	22.41	22.37	22.52	15.27	0.0337
5	1	1	64-QAM	21.12	20.81	20.90		
5	1	1	256-QAM	18.85	18.81	18.95		
Limit	ERP < 3W			Result			Pass	

NR n71 Maximum Average Power [dBm] (GT - LC = -5.1 dB)								
BW [MHz]	RB Size	RB Offset	Mod	Lowest	Middle	Highest	ERP (dBm)	ERP(W)
10	1	1	PI/2 BPSK	24.81	24.84	24.84	17.69	0.0587
10	1	50		24.87	24.90	24.82		
10	25	12		24.87	24.81	24.85		
10	1	0		24.30	24.34	24.32		
10	1	51		24.37	24.44	24.33		
10	50	0		24.37	24.41	24.40		
10	1	1	QPSK	24.91	24.81	24.82		
10	1	50		24.94	24.90	24.81		
10	25	12		24.88	24.91	24.91		
10	1	0		22.31	22.47	22.31		
10	1	51		22.45	22.51	22.35		
10	50	0		22.44	22.41	22.38		
10	1	1	16-QAM	22.51	22.41	22.34	15.26	0.0336
10	1	1	64-QAM	20.82	21.12	20.92		
10	1	1	256-QAM	18.84	18.71	18.63		
Limit	ERP < 3W			Result			Pass	

NR n71 Maximum Average Power [dBm] (GT - LC = -5.1 dB)								
BW [MHz]	RB Size	RB Offset	Mod	Lowest	Middle	Highest	ERP (dBm)	ERP(W)
15	1	1	PI/2 BPSK	24.78	24.85	24.78	17.66	0.0583
15	1	77		24.81	24.84	24.82		
15	36	18		24.81	24.87	24.87		
15	1	0		24.29	24.36	24.31		
15	1	78		24.31	24.34	24.34		
15	75	0		24.44	24.36	24.35		
15	1	1	QPSK	24.84	24.85	24.77		
15	1	77		24.78	24.91	24.88		
15	36	18		24.89	24.87	24.81		
15	1	0		22.21	22.42	22.38		
15	1	78		22.25	22.45	22.36		
15	75	0		22.38	22.40	22.39		
15	1	1	16-QAM	22.31	22.58	22.26	15.33	0.0341
15	1	1	64-QAM	20.71	21.02	21.02		
15	1	1	256-QAM	18.79	18.84	18.84		
Limit	ERP < 3W			Result			Pass	

NR n71 Maximum Average Power [dBm] (GT - LC = -5.1 dB)								
BW [MHz]	RB Size	RB Offset	Mod	Lowest	Middle	Highest	ERP (dBm)	ERP(W)
20	1	1	PI/2 BPSK	24.72	24.81	24.82	17.66	0.0583
20	1	104		24.77	24.84	24.89		
20	50	25		24.83	24.89	24.91		
20	1	0		24.25	24.28	24.33		
20	1	105		24.31	24.33	24.34		
20	100	0		24.34	24.33	24.41		
20	1	1	QPSK	24.75	24.79	24.91		
20	1	104		24.81	24.81	24.87		
20	50	25		24.88	24.88	24.91		
20	1	0		22.25	22.37	22.39		
20	1	105		22.31	22.38	22.42		
20	100	0		22.36	22.34	22.44		
20	1	1	16-QAM	22.38	22.27	22.51	15.26	0.0336
20	1	1	64-QAM	20.87	21.02	20.91		
20	1	1	256-QAM	18.70	18.92	18.76		
Limit	ERP < 3W			Result			Pass	

<ASDIV Antenna>

NR n2 Maximum Average Power [dBm] (GT - LC = -1.3 dB)								
BW [MHz]	RB Size	RB Offset	Mod	Lowest	Middle	Highest	EIRP (dBm)	EIRP(W)
5	1	1	PI/2 BPSK	23.71	23.81	23.66	22.57	0.1807
5	1	23		23.67	23.75	23.28		
5	12	6		23.67	23.73	23.37		
5	1	0		23.39	23.36	22.90		
5	1	24		23.33	23.34	22.90		
5	25	0		23.28	23.30	22.98		
5	1	1	QPSK	23.01	23.73	23.63		
5	1	23		23.87	23.83	23.55		
5	12	6		23.41	23.78	23.72		
5	1	0		22.98	22.86	22.77		
5	1	24		22.78	22.85	22.74		
5	25	0		21.27	21.17	21.09		
5	1	1	16-QAM	23.04	22.61	22.56	21.74	0.1493
5	1	1	64-QAM	21.32	21.25	21.04		
5	1	1	256-QAM	17.73	17.53	17.42		
Limit	EIRP < 2W			Result			Pass	

NR n2 Maximum Average Power [dBm] (GT - LC = -1.3 dB)								
BW [MHz]	RB Size	RB Offset	Mod	Lowest	Middle	Highest	EIRP (dBm)	EIRP(W)
10	1	1	PI/2 BPSK	23.91	23.56	23.68	22.61	0.1824
10	1	50		23.69	23.72	23.60		
10	25	12		23.77	23.69	23.56		
10	1	0		23.24	23.30	22.96		
10	1	51		23.26	23.37	22.87		
10	50	0		23.32	23.16	22.99		
10	1	1	QPSK	23.62	23.77	23.49		
10	1	50		23.79	23.83	23.65		
10	25	12		23.66	23.79	23.75		
10	1	0		22.72	22.76	22.84		
10	1	51		22.80	22.71	22.57		
10	50	0		21.14	21.30	21.13		
10	1	1	16-QAM	22.68	22.85	22.64	21.55	0.1429
10	1	1	64-QAM	21.18	21.33	21.23		
10	1	1	256-QAM	17.53	17.64	17.63		
Limit	EIRP < 2W			Result			Pass	

NR n2 Maximum Average Power [dBm] (GT - LC = -1.3 dB)								
BW [MHz]	RB Size	RB Offset	Mod	Lowest	Middle	Highest	EIRP (dBm)	EIRP(W)
15	1	1	PI/2 BPSK	23.84	23.66	23.53	22.54	0.1795
15	1	77		23.66	23.57	23.52		
15	36	18		23.65	23.77	22.90		
15	1	0		23.35	23.11	23.19		
15	1	78		23.20	23.05	22.99		
15	75	0		23.33	23.18	23.12		
15	1	1	QPSK	23.48	23.72	23.55		
15	1	77		23.52	23.66	22.21		
15	36	18		23.60	23.79	22.74		
15	1	0		22.56	22.67	22.69		
15	1	78		22.61	22.71	22.07		
15	75	0		21.11	21.26	21.25		
15	1	1	16-QAM	22.81	22.66	22.51	21.51	0.1416
15	1	1	64-QAM	21.10	21.22	21.22		
15	1	1	256-QAM	17.53	17.65	17.70		
Limit	EIRP < 2W			Result			Pass	

NR n2 Maximum Average Power [dBm] (GT - LC = -1.3 dB)								
BW [MHz]	RB Size	RB Offset	Mod	Lowest	Middle	Highest	EIRP (dBm)	EIRP(W)
20	1	1	PI/2 BPSK	23.85	23.75	23.78	22.68	0.1854
20	1	104		23.70	23.55	23.61		
20	50	25		23.79	23.76	22.86		
20	1	0		23.48	23.29	23.34		
20	1	105		23.15	23.15	23.16		
20	100	0		23.38	23.32	22.55		
20	1	1	QPSK	23.69	23.94	22.95		
20	1	104		23.63	23.71	22.98		
20	50	25		23.85	23.98	22.16		
20	1	0		22.86	22.82	23.00		
20	1	105		22.65	22.74	22.71		
20	100	0		21.40	21.47	21.26		
20	1	1	16-QAM	22.82	22.87	22.89	21.59	0.1442
20	1	1	64-QAM	21.19	21.44	21.48		
20	1	1	256-QAM	17.71	17.71	18.01		
Limit	EIRP < 2W			Result			Pass	

NR n5 Maximum Average Power [dBm] (GT - LC = -4.5 dB)								
BW [MHz]	RB Size	RB Offset	Mod	Lowest	Middle	Highest	ERP (dBm)	ERP(W)
5	1	1	PI/2 BPSK	24.12	24.25	24.07	17.60	0.0575
5	1	23		24.14	24.19	24.07		
5	12	6		24.15	24.21	24.18		
5	1	0		23.65	23.67	23.69		
5	1	24		23.64	23.59	23.61		
5	25	0		23.61	23.69	23.62		
5	1	1	QPSK	24.19	24.13	24.16		
5	1	23		24.12	24.17	24.08		
5	12	6		24.16	24.09	24.10		
5	1	0		21.61	21.70	21.68		
5	1	24		21.60	21.81	21.67		
5	25	0		21.73	21.73	21.71		
5	1	1	16-QAM	21.72	21.50	21.74	15.09	0.0323
5	1	1	64-QAM	20.29	20.37	20.27		
5	1	1	256-QAM	18.10	18.21	18.05		
Limit	ERP < 7W			Result			Pass	

NR n5 Maximum Average Power [dBm] (GT - LC = -4.5 dB)								
BW [MHz]	RB Size	RB Offset	Mod	Lowest	Middle	Highest	ERP (dBm)	ERP(W)
10	1	1	PI/2 BPSK	24.16	23.99	24.22	17.59	0.0574
10	1	50		24.11	24.13	24.04		
10	25	12		24.20	24.21	24.10		
10	1	0		23.62	23.65	23.65		
10	1	51		23.58	23.70	23.46		
10	50	0		23.61	23.67	23.57		
10	1	1	QPSK	24.07	24.09	24.08		
10	1	50		24.05	24.21	24.10		
10	25	12		24.17	24.24	24.05		
10	1	0		21.66	21.65	21.71		
10	1	51		21.57	21.67	21.56		
10	50	0		21.61	21.67	21.69		
10	1	1	16-QAM	21.78	21.50	21.64	15.13	0.0326
10	1	1	64-QAM	20.32	20.33	20.24		
10	1	1	256-QAM	18.05	18.22	17.99		
Limit	ERP < 7W			Result			Pass	

NR n5 Maximum Average Power [dBm] (GT - LC = -4.5 dB)								
BW [MHz]	RB Size	RB Offset	Mod	Lowest	Middle	Highest	ERP (dBm)	ERP(W)
15	1	1	PI/2 BPSK	24.15	24.07	24.03	17.55	0.0569
15	1	77		24.07	24.12	24.13		
15	36	18		24.20	24.12	24.02		
15	1	0		23.54	23.65	23.55		
15	1	78		23.55	23.53	23.51		
15	75	0		23.48	23.58	23.57		
15	1	1	QPSK	24.08	24.16	24.13		
15	1	77		24.17	24.03	24.07		
15	36	18		24.13	24.17	24.06		
15	1	0		21.54	21.54	21.55		
15	1	78		21.70	21.54	21.64		
15	75	0		21.70	21.66	21.64		
15	1	1	16-QAM	21.38	21.62	21.53	14.97	0.0314
15	1	1	64-QAM	20.05	20.14	19.90		
15	1	1	256-QAM	18.21	18.22	18.17		
Limit	ERP < 7W			Result			Pass	

NR n5 Maximum Average Power [dBm] (GT - LC = -4.5 dB)								
BW [MHz]	RB Size	RB Offset	Mod	Lowest	Middle	Highest	ERP (dBm)	ERP(W)
20	1	1	PI/2 BPSK	23.96	24.20	23.98	17.55	0.0569
20	1	104		24.08	24.10	23.95		
20	50	25		24.12	24.11	24.05		
20	1	0		23.48	23.53	23.44		
20	1	105		23.46	23.62	23.61		
20	100	0		23.52	23.57	23.60		
20	1	1	QPSK	24.19	24.18	24.08		
20	1	104		24.14	23.99	24.06		
20	50	25		24.15	24.05	24.06		
20	1	0		21.48	21.73	21.64		
20	1	105		21.64	21.67	21.54		
20	100	0		21.71	21.61	21.56		
20	1	1	16-QAM	21.56	21.77	21.60	15.12	0.0325
20	1	1	64-QAM	20.08	20.22	20.12		
20	1	1	256-QAM	18.16	18.23	17.99		
Limit	ERP < 7W			Result			Pass	

NR n7 Maximum Average Power [dBm] (GT - LC = -0.6 dB)								
BW [MHz]	RB Size	RB Offset	Mod	Lowest	Middle	Highest	EIRP (dBm)	EIRP(W)
5	1	1	PI/2 BPSK	23.72	23.59	23.74	23.25	0.2113
5	1	23		23.65	23.55	23.58		
5	12	6		23.69	23.54	23.59		
5	1	0		23.29	23.26	23.13		
5	1	24		23.17	23.10	23.18		
5	25	0		23.11	22.91	23.17		
5	1	1	QPSK	23.85	23.42	23.62		
5	1	23		23.63	23.50	23.73		
5	12	6		23.76	23.49	23.64		
5	1	0		22.74	22.59	22.57		
5	1	24		22.76	22.49	22.59		
5	25	0		21.27	21.06	21.16		
5	1	1	16-QAM	23.00	22.53	22.79	22.40	0.1738
5	1	1	64-QAM	21.19	21.14	20.87		
5	1	1	256-QAM	17.96	17.32	18.03		
Limit	EIRP < 2W			Result			Pass	

NR n7 Maximum Average Power [dBm] (GT - LC = -0.6 dB)								
BW [MHz]	RB Size	RB Offset	Mod	Lowest	Middle	Highest	EIRP (dBm)	EIRP(W)
10	1	1	PI/2 BPSK	23.61	23.64	23.53	23.06	0.2023
10	1	50		23.49	23.37	23.57		
10	25	12		23.55	23.49	23.56		
10	1	0		23.08	23.01	23.13		
10	1	51		23.12	23.00	23.00		
10	50	0		23.01	23.03	23.16		
10	1	1	QPSK	23.66	23.58	23.53		
10	1	50		23.61	23.51	23.57		
10	25	12		23.62	23.41	23.60		
10	1	0		22.61	22.53	22.66		
10	1	51		22.53	22.54	22.79		
10	50	0		21.12	21.08	21.10		
10	1	1	16-QAM	22.54	22.86	22.67	22.26	0.1683
10	1	1	64-QAM	21.19	20.97	21.29		
10	1	1	256-QAM	17.63	17.50	17.62		
Limit	EIRP < 2W			Result			Pass	

NR n7 Maximum Average Power [dBm] (GT - LC = -0.6 dB)								
BW [MHz]	RB Size	RB Offset	Mod	Lowest	Middle	Highest	EIRP (dBm)	EIRP(W)
15	1	1	PI/2 BPSK	23.62	23.49	23.88	23.28	0.2128
15	1	77		23.64	23.45	23.75		
15	36	18		23.57	23.54	23.88		
15	1	0		23.23	23.14	23.14		
15	1	78		22.95	22.96	23.39		
15	75	0		23.19	23.05	23.36		
15	1	1	QPSK	23.70	23.50	23.72		
15	1	77		23.44	23.51	23.70		
15	36	18		23.73	23.58	23.85		
15	1	0		22.52	22.52	22.67		
15	1	78		22.53	22.45	22.91		
15	75	0		21.08	21.12	21.25		
15	1	1	16-QAM	22.59	22.52	22.53	21.99	0.1581
15	1	1	64-QAM	21.05	21.04	21.03		
15	1	1	256-QAM	17.81	17.59	17.60		
Limit	EIRP < 2W			Result			Pass	

NR n7 Maximum Average Power [dBm] (GT - LC = -0.6 dB)								
BW [MHz]	RB Size	RB Offset	Mod	Lowest	Middle	Highest	EIRP (dBm)	EIRP(W)
20	1	1	PI/2 BPSK	23.52	23.53	23.57	23.26	0.2118
20	1	104		23.52	23.35	23.70		
20	50	25		23.59	23.55	23.70		
20	1	0		23.13	23.11	23.17		
20	1	105		22.93	22.86	23.26		
20	100	0		23.12	23.03	23.15		
20	1	1	QPSK	23.70	23.60	23.70		
20	1	104		23.69	23.47	23.86		
20	50	25		23.53	23.60	23.77		
20	1	0		22.78	22.57	22.56		
20	1	105		22.59	22.47	22.71		
20	100	0		21.11	21.07	21.26		
20	1	1	16-QAM	22.62	22.76	22.83	22.23	0.1671
20	1	1	64-QAM	20.92	21.28	21.01		
20	1	1	256-QAM	17.92	17.81	17.66		
Limit	EIRP < 2W			Result			Pass	

NR n7 Maximum Average Power [dBm] (GT - LC = -0.6 dB)								
BW [MHz]	RB Size	RB Offset	Mod	Lowest	Middle	Highest	EIRP (dBm)	EIRP(W)
25	1	1	PI/2 BPSK	23.62	23.65	23.64	23.19	0.2084
25	1	131		23.63	23.45	23.79		
25	64	32		23.55	23.50	23.63		
25	1	0		23.24	23.20	23.10		
25	1	132		22.97	23.01	23.20		
25	128	0		23.01	22.95	23.23		
25	1	1	QPSK	23.63	23.62	23.55		
25	1	131		23.49	23.60	23.65		
25	64	32		23.66	23.60	23.63		
25	1	0		22.60	22.63	22.46		
25	1	132		22.58	22.47	22.66		
25	128	0		21.13	20.95	21.30		
25	1	1	16-QAM	22.85	22.76	22.59	22.25	0.1679
25	1	1	64-QAM	21.23	21.11	21.03		
25	1	1	256-QAM	17.65	17.95	17.72		
Limit	EIRP < 2W			Result			Pass	

NR n7 Maximum Average Power [dBm] (GT - LC = -0.6 dB)								
BW [MHz]	RB Size	RB Offset	Mod	Lowest	Middle	Highest	EIRP (dBm)	EIRP(W)
30	1	1	PI/2 BPSK	23.62	23.69	23.54	23.20	0.2089
30	1	158		23.44	23.47	23.65		
30	80	40		23.47	23.45	23.55		
30	1	0		23.13	23.08	22.98		
30	1	159		22.99	23.06	23.13		
30	160	0		22.91	22.99	23.10		
30	1	1	QPSK	23.69	23.80	23.61		
30	1	158		23.70	23.42	23.78		
30	80	40		23.55	23.66	23.76		
30	1	0		22.84	22.73	22.44		
30	1	159		1.56	22.60	23.79		
30	160	0		21.05	21.14	21.20		
30	1	1	16-QAM	22.71	22.60	22.64	22.11	0.1626
30	1	1	64-QAM	21.27	21.45	21.30		
30	1	1	256-QAM	17.84	17.50	17.52		
Limit	EIRP < 2W			Result			Pass	

NR n7 Maximum Average Power [dBm] (GT - LC = -0.6 dB)								
BW [MHz]	RB Size	RB Offset	Mod	Lowest	Middle	Highest	EIRP (dBm)	EIRP(W)
40	1	1	PI/2 BPSK	23.75	23.73	23.73	23.30	0.2138
40	1	214		23.68	23.56	23.84		
40	108	54		23.52	23.53	23.52		
40	1	0		23.30	23.15	23.24		
40	1	215		23.10	23.04	23.28		
40	216	0		22.98	22.99	23.08		
40	1	1	QPSK	23.60	23.60	23.79		
40	1	214		23.59	23.53	23.90		
40	108	54		23.74	23.45	23.68		
40	1	0		22.83	22.71	22.83		
40	1	215		22.52	22.76	22.86		
40	216	0		21.09	21.03	21.06		
40	1	1	16-QAM	22.73	22.45	22.78	22.18	0.1652
40	1	1	64-QAM	21.51	21.20	21.19		
40	1	1	256-QAM	18.02	17.70	17.70		
Limit	EIRP < 2W			Result			Pass	

NR n7 Maximum Average Power [dBm] (GT - LC = -0.6 dB)								
BW [MHz]	RB Size	RB Offset	Mod	Lowest	Middle	Highest	EIRP (dBm)	EIRP(W)
50	1	1	PI/2 BPSK	23.93	23.75	23.74	23.33	0.2153
50	1	268		23.52	23.83	23.85		
50	135	67		23.54	23.54	23.51		
50	1	0		23.28	23.33	23.39		
50	1	269		23.09	23.29	23.23		
50	270	0		23.02	23.11	23.12		
50	1	1	QPSK	23.80	23.90	23.86		
50	1	268		23.50	23.66	23.87		
50	135	67		23.64	23.60	23.57		
50	1	0		23.04	22.88	22.96		
50	1	269		22.65	22.75	23.68		
50	270	0		21.12	21.10	21.05		
50	1	1	16-QAM	22.79	23.09	22.98	22.49	0.1774
50	1	1	64-QAM	21.33	21.25	21.55		
50	1	1	256-QAM	17.30	17.84	17.70		
Limit	EIRP < 2W			Result			Pass	

NR n12 Maximum Average Power [dBm] (GT - LC = -5.4 dB)								
BW [MHz]	RB Size	RB Offset	Mod	Lowest	Middle	Highest	ERP (dBm)	ERP(W)
5	1	1	PI/2 BPSK	24.41	24.38	24.39	17.01	0.0502
5	1	23		24.50	24.55	24.46		
5	12	6		24.47	24.37	24.46		
5	1	0		23.82	23.99	23.91		
5	1	24		23.93	23.92	23.84		
5	25	0		23.94	24.02	23.89		
5	1	1	QPSK	24.40	24.45	24.38		
5	1	23		24.29	24.56	24.39		
5	12	6		24.45	24.45	24.47		
5	1	0		21.96	22.03	22.00		
5	1	24		21.95	21.87	21.84		
5	25	0		21.89	22.06	21.86		
5	1	1	16-QAM	21.89	21.87	21.88	14.34	0.0272
5	1	1	64-QAM	20.40	20.56	20.58		
5	1	1	256-QAM	18.46	18.48	18.43		
Limit	ERP < 3W			Result			Pass	

NR n12 Maximum Average Power [dBm] (GT - LC = -5.4 dB)								
BW [MHz]	RB Size	RB Offset	Mod	Lowest	Middle	Highest	ERP (dBm)	ERP(W)
10	1	1	PI/2 BPSK	24.28	24.50	24.45	17.02	0.0504
10	1	50		24.39	24.37	24.45		
10	25	12		24.39	24.57	24.46		
10	1	0		23.87	23.99	23.98		
10	1	51		24.02	24.01	23.97		
10	50	0		23.82	23.97	24.02		
10	1	1	QPSK	24.39	24.38	24.46		
10	1	50		24.40	24.50	24.37		
10	25	12		24.26	24.55	24.44		
10	1	0		21.82	21.98	21.83		
10	1	51		21.88	21.99	21.91		
10	50	0		21.88	22.12	21.95		
10	1	1	16-QAM	21.89	22.11	21.92	14.56	0.0286
10	1	1	64-QAM	20.50	20.39	20.39		
10	1	1	256-QAM	18.49	18.35	18.42		
Limit	ERP < 3W			Result			Pass	

NR n12 Maximum Average Power [dBm] (GT - LC = -5.4 dB)								
BW [MHz]	RB Size	RB Offset	Mod	Lowest	Middle	Highest	ERP (dBm)	ERP(W)
15	1	1	PI/2 BPSK	24.32	24.50	24.34	17.01	0.0502
15	1	77		24.36	24.45	24.36		
15	36	18		24.56	24.56	24.40		
15	1	0		23.93	23.96	23.82		
15	1	78		23.90	24.02	23.85		
15	75	0		24.03	23.90	23.99		
15	1	1	QPSK	24.40	24.48	24.40		
15	1	77		24.52	24.42	24.37		
15	36	18		24.37	24.37	24.41		
15	1	0		21.86	21.91	21.90		
15	1	78		21.87	21.90	21.96		
15	75	0		21.93	21.97	21.96		
15	1	1	16-QAM	21.87	22.02	21.99	14.47	0.0280
15	1	1	64-QAM	20.60	20.69	20.64		
15	1	1	256-QAM	18.67	18.44	18.21		
Limit	ERP < 3W			Result			Pass	

NR n25 Maximum Average Power [dBm] (GT - LC = -1.3 dB)								
BW [MHz]	RB Size	RB Offset	Mod	Lowest	Middle	Highest	EIRP (dBm)	EIRP(W)
5	1	1	PI/2 BPSK	23.70	23.74	23.70	22.44	0.1754
5	1	23		23.54	23.70	23.50		
5	12	6		23.56	23.59	23.74		
5	1	0		23.18	23.10	23.12		
5	1	24		23.07	23.23	22.95		
5	25	0		23.09	23.03	23.08		
5	1	1	QPSK	23.49	23.62	23.60		
5	1	23		23.46	23.63	23.50		
5	12	6		23.59	23.52	23.55		
5	1	0		22.54	22.63	22.79		
5	1	24		22.44	22.59	22.67		
5	25	0		21.06	21.19	21.18		
5	1	1	16-QAM	22.41	22.76	22.55	21.46	0.1400
5	1	1	64-QAM	21.06	21.22	21.25		
5	1	1	256-QAM	17.25	17.59	17.76		
Limit	EIRP < 2W			Result			Pass	

NR n25 Maximum Average Power [dBm] (GT - LC = -1.3 dB)								
BW [MHz]	RB Size	RB Offset	Mod	Lowest	Middle	Highest	EIRP (dBm)	EIRP(W)
10	1	1	PI/2 BPSK	23.94	23.80	23.53	22.64	0.1837
10	1	50		23.86	23.68	23.46		
10	25	12		23.80	23.69	23.73		
10	1	0		23.32	23.25	23.19		
10	1	51		23.25	23.27	23.02		
10	50	0		23.32	23.23	23.08		
10	1	1	QPSK	23.79	23.66	23.62		
10	1	50		23.79	23.55	23.38		
10	25	12		23.81	23.72	23.64		
10	1	0		22.81	22.66	22.70		
10	1	51		22.65	22.75	22.63		
10	50	0		21.35	21.30	21.30		
10	1	1	16-QAM	22.57	23.10	22.57	21.80	0.1514
10	1	1	64-QAM	21.12	21.35	21.29		
10	1	1	256-QAM	17.72	17.76	17.65		
Limit	EIRP < 2W			Result			Pass	

NR n25 Maximum Average Power [dBm] (GT - LC = -1.3 dB)								
BW [MHz]	RB Size	RB Offset	Mod	Lowest	Middle	Highest	EIRP (dBm)	EIRP(W)
15	1	1	PI/2 BPSK	23.68	23.73	23.82	22.66	0.1845
15	1	77		23.59	23.76	23.51		
15	36	18		23.73	23.75	23.56		
15	1	0		23.15	23.32	22.71		
15	1	78		23.12	23.25	22.32		
15	75	0		23.21	23.33	22.93		
15	1	1	QPSK	23.96	23.58	23.66		
15	1	77		23.61	23.61	23.41		
15	36	18		23.81	23.73	23.64		
15	1	0		22.98	22.69	22.56		
15	1	78		22.72	22.73	22.41		
15	75	0		21.36	21.31	21.11		
15	1	1	16-QAM	22.94	22.72	22.47	21.64	0.1459
15	1	1	64-QAM	21.49	21.33	21.08		
15	1	1	256-QAM	18.00	17.39	17.61		
Limit	EIRP < 2W			Result			Pass	

NR n25 Maximum Average Power [dBm] (GT - LC = -1.3 dB)								
BW [MHz]	RB Size	RB Offset	Mod	Lowest	Middle	Highest	EIRP (dBm)	EIRP(W)
20	1	1	PI/2 BPSK	23.57	23.63	23.80	22.50	0.1778
20	1	104		23.49	23.55	23.35		
20	50	25		23.63	23.69	23.62		
20	1	0		23.13	23.09	23.07		
20	1	105		23.06	23.14	22.97		
20	100	0		23.17	23.26	23.23		
20	1	1	QPSK	23.69	23.60	23.58		
20	1	104		23.52	23.60	23.52		
20	50	25		23.66	23.79	23.75		
20	1	0		22.75	22.75	22.69		
20	1	105		22.73	22.67	22.54		
20	100	0		21.25	21.18	21.06		
20	1	1	16-QAM	22.84	22.47	22.36	21.54	0.1426
20	1	1	64-QAM	21.59	20.81	21.01		
20	1	1	256-QAM	17.58	17.57	17.36		
Limit	EIRP < 2W			Result			Pass	

NR n25 Maximum Average Power [dBm] (GT - LC = -1.3 dB)								
BW [MHz]	RB Size	RB Offset	Mod	Lowest	Middle	Highest	EIRP (dBm)	EIRP(W)
25	1	1	PI/2 BPSK	23.80	23.58	23.47	22.50	0.1778
25	1	131		23.64	23.48	23.28		
25	64	32		23.61	23.59	23.60		
25	1	0		23.30	22.95	23.20		
25	1	132		23.07	22.99	23.04		
25	128	0		23.09	22.99	22.93		
25	1	1	QPSK	23.56	23.62	23.62		
25	1	131		23.58	23.66	23.43		
25	64	32		23.59	23.77	23.32		
25	1	0		22.74	22.58	22.67		
25	1	132		22.64	22.55	22.52		
25	128	0		21.18	21.27	21.05		
25	1	1	16-QAM	22.56	22.79	22.83	21.53	0.1422
25	1	1	64-QAM	20.97	21.24	21.23		
25	1	1	256-QAM	17.46	17.73	17.67		
Limit	EIRP < 2W			Result			Pass	

NR n25 Maximum Average Power [dBm] (GT - LC = -1.3 dB)								
BW [MHz]	RB Size	RB Offset	Mod	Lowest	Middle	Highest	EIRP (dBm)	EIRP(W)
30	1	1	PI/2 BPSK	23.70	23.82	23.66	22.67	0.1849
30	1	158		23.60	23.53	23.31		
30	80	40		23.91	23.86	23.69		
30	1	0		23.32	23.13	23.23		
30	1	159		23.09	23.07	22.86		
30	160	0		23.27	23.34	23.14		
30	1	1	QPSK	23.97	23.73	23.81		
30	1	158		23.84	23.49	23.58		
30	80	40		23.77	23.77	23.74		
30	1	0		23.04	22.62	22.74		
30	1	159		22.77	22.38	22.49		
30	160	0		21.31	21.15	21.26		
30	1	1	16-QAM	22.89	22.72	22.82	21.59	0.1442
30	1	1	64-QAM	21.48	21.59	21.26		
30	1	1	256-QAM	17.80	17.72	17.68		
Limit	EIRP < 2W			Result			Pass	

NR n25 Maximum Average Power [dBm] (GT - LC = -1.3 dB)								
BW [MHz]	RB Size	RB Offset	Mod	Lowest	Middle	Highest	EIRP (dBm)	EIRP(W)
40	1	1	PI/2 BPSK	23.83	23.77	23.55	22.59	0.1816
40	1	214		23.70	23.52	23.61		
40	108	54		23.89	23.87	23.80		
40	1	0		23.15	23.19	23.19		
40	1	215		23.03	23.05	22.98		
40	216	0		23.24	23.23	23.28		
40	1	1	QPSK	23.71	23.70	23.70		
40	1	214		23.72	23.56	23.49		
40	108	54		23.70	23.85	23.88		
40	1	0		22.71	22.84	22.95		
40	1	215		22.48	22.58	22.13		
40	216	0		21.25	21.46	21.42		
40	1	1	16-QAM	22.78	22.53	22.49	21.48	0.1406
40	1	1	64-QAM	21.40	21.45	21.42		
40	1	1	256-QAM	17.93	17.28	17.56		
Limit	EIRP < 2W			Result			Pass	

NR n38 Maximum Average Power [dBm] (GT - LC = -0.8 dB)								
BW [MHz]	RB Size	RB Offset	Mod	Lowest	Middle	Highest	EIRP (dBm)	EIRP(W)
10	1	1	PI/2 BPSK	23.13	23.02	23.04	22.36	0.1722
10	1	22		23.14	23.04	23.08		
10	12	6		23.01	22.99	23.08		
10	1	0		22.67	22.47	22.55		
10	1	23		22.54	22.46	22.54		
10	24	0		22.63	22.43	22.52		
10	1	1	QPSK	23.05	23.01	23.16		
10	1	22		23.04	23.11	23.16		
10	12	6		23.01	23.10	23.06		
10	1	0		21.98	22.12	21.97		
10	1	23		22.01	22.09	21.97		
10	24	0		20.59	20.62	20.60		
10	1	1	16-QAM	21.91	21.94	22.16	21.36	0.1368
10	1	1	64-QAM	20.69	20.41	20.50		
10	1	1	256-QAM	17.05	17.31	16.96		
Limit	EIRP < 2W			Result			Pass	

NR n38 Maximum Average Power [dBm] (GT - LC = -0.8 dB)								
BW [MHz]	RB Size	RB Offset	Mod	Lowest	Middle	Highest	EIRP (dBm)	EIRP(W)
15	1	1	PI/2 BPSK	23.13	23.11	23.14	22.53	0.1791
15	1	36		23.15	23.01	23.33		
15	18	9		23.14	22.97	23.17		
15	1	0		22.68	22.60	22.74		
15	1	37		22.63	22.51	22.69		
15	36	0		22.69	22.63	22.55		
15	1	1	QPSK	23.21	23.04	23.10		
15	1	36		23.06	23.04	23.26		
15	18	9		23.12	23.00	23.10		
15	1	0		22.07	22.01	22.10		
15	1	37		22.10	22.01	22.14		
15	36	0		20.60	20.62	20.62		
15	1	1	16-QAM	22.36	21.95	22.28	21.56	0.1432
15	1	1	64-QAM	20.69	20.48	20.75		
15	1	1	256-QAM	17.14	17.21	17.23		
Limit	EIRP < 2W			Result			Pass	

NR n38 Maximum Average Power [dBm] (GT - LC = -0.8 dB)								
BW [MHz]	RB Size	RB Offset	Mod	Lowest	Middle	Highest	EIRP (dBm)	EIRP(W)
20	1	1	PI/2 BPSK	23.18	23.14	23.33	22.53	0.1791
20	1	49		23.04	22.94	23.27		
20	25	12		23.12	23.07	23.19		
20	1	0		22.88	22.68	22.61		
20	1	50		22.74	22.42	22.64		
20	50	0		22.60	22.51	22.59		
20	1	1	QPSK	23.25	23.24	23.17		
20	1	49		23.02	23.10	23.30		
20	25	12		23.14	23.18	23.26		
20	1	0		22.30	22.10	22.13		
20	1	50		22.11	22.09	22.29		
20	50	0		20.78	20.67	20.77		
20	1	1	16-QAM	22.01	22.26	22.07	21.46	0.1400
20	1	1	64-QAM	20.80	20.70	20.74		
20	1	1	256-QAM	17.07	16.95	17.19		
Limit	EIRP < 2W			Result			Pass	

NR n41 PC2 Maximum Average Power [dBm] (GT - LC = -1.1 dB)								
BW [MHz]	RB Size	RB Offset	Mod	Lowest	Middle	Highest	EIRP (dBm)	EIRP(W)
10	1	1	PI/2 BPSK	25.87	25.87	25.51	24.81	0.3027
10	1	22		25.82	25.89	25.48		
10	12	6		25.69	25.82	25.61		
10	1	0		22.28	22.25	21.88		
10	1	23		22.26	22.31	22.06		
10	24	0		25.22	25.37	24.93		
10	1	1	QPSK	25.74	25.86	25.58		
10	1	22		25.75	25.83	25.65		
10	12	6		25.75	25.91	25.57		
10	1	0		22.26	22.37	22.12		
10	1	23		22.29	22.42	22.01		
10	24	0		24.82	24.86	24.48		
10	1	1	16-QAM	24.77	25.19	24.71	24.09	0.2564
10	1	1	64-QAM	23.41	23.53	22.82		
10	1	1	256-QAM	21.37	21.39	21.07		
Limit	EIRP < 2W			Result			Pass	

NR n41 PC2 Maximum Average Power [dBm] (GT - LC = -1.1 dB)								
BW [MHz]	RB Size	RB Offset	Mod	Lowest	Middle	Highest	EIRP (dBm)	EIRP(W)
15	1	1	PI/2 BPSK	25.73	25.78	25.45	24.75	0.2985
15	1	36		25.67	25.82	25.40		
15	18	9		25.81	25.72	25.64		
15	1	0		22.09	22.36	22.05		
15	1	37		22.32	22.20	22.16		
15	36	0		25.34	25.31	25.09		
15	1	1	QPSK	25.70	25.82	25.71		
15	1	36		25.63	25.85	25.56		
15	18	9		25.80	25.85	25.60		
15	1	0		22.14	22.31	22.16		
15	1	37		22.39	22.39	22.24		
15	36	0		24.71	24.92	24.59		
15	1	1	16-QAM	24.71	24.92	24.85	23.82	0.2410
15	1	1	64-QAM	23.27	23.35	23.14		
15	1	1	256-QAM	21.24	21.28	20.89		
Limit	EIRP < 2W			Result			Pass	

NR n41 PC2 Maximum Average Power [dBm] (GT - LC = -1.1 dB)								
BW [MHz]	RB Size	RB Offset	Mod	Lowest	Middle	Highest	EIRP (dBm)	EIRP(W)
20	1	1	PI/2 BPSK	25.57	25.82	25.82	24.77	0.2999
20	1	49		25.72	25.73	25.55		
20	25	12		25.65	25.72	25.67		
20	1	0		22.23	22.29	22.24		
20	1	50		22.26	22.27	22.11		
20	50	0		25.27	25.34	25.20		
20	1	1	QPSK	25.76	25.87	25.72		
20	1	49		25.59	25.86	25.58		
20	25	12		25.63	25.81	25.61		
20	1	0		22.11	22.29	22.28		
20	1	50		22.15	22.27	22.06		
20	50	0		24.75	24.79	24.63		
20	1	1	16-QAM	24.92	24.86	24.66	23.82	0.2410
20	1	1	64-QAM	23.24	23.40	23.36		
20	1	1	256-QAM	21.18	20.98	21.12		
Limit	EIRP < 2W			Result			Pass	

NR n41 PC2 Maximum Average Power [dBm] (GT - LC = -1.1 dB)								
BW [MHz]	RB Size	RB Offset	Mod	Lowest	Middle	Highest	EIRP (dBm)	EIRP(W)
30	1	1	PI/2 BPSK	25.81	25.84	25.91	24.81	0.3027
30	1	76		25.62	25.73	25.67		
30	36	18		25.70	25.73	25.80		
30	1	0		22.32	22.31	22.35		
30	1	77		22.19	22.29	22.20		
30	75	0		25.42	25.34	25.31		
30	1	1	QPSK	25.68	25.79	25.83		
30	1	76		25.63	25.89	25.77		
30	36	18		25.81	25.73	25.75		
30	1	0		22.25	22.52	23.29		
30	1	77		22.35	22.44	22.33		
30	75	0		24.94	24.88	24.77		
30	1	1	16-QAM	24.77	24.79	24.89	23.79	0.2393
30	1	1	64-QAM	23.19	23.57	23.40		
30	1	1	256-QAM	21.05	21.38	21.20		
Limit	EIRP < 2W			Result			Pass	

NR n41 PC2 Maximum Average Power [dBm] (GT - LC = -1.1 dB)								
BW [MHz]	RB Size	RB Offset	Mod	Lowest	Middle	Highest	EIRP (dBm)	EIRP(W)
40	1	1	PI/2 BPSK	25.72	26.02	25.86	24.92	0.3105
40	1	104		25.49	25.78	25.71		
40	50	25		25.69	25.77	25.71		
40	1	0		22.20	22.46	22.52		
40	1	105		22.13	22.33	22.27		
40	100	0		25.26	25.47	25.33		
40	1	1	QPSK	25.64	25.89	25.86		
40	1	104		25.60	25.64	25.69		
40	50	25		25.55	25.77	25.67		
40	1	0		22.30	22.34	22.47		
40	1	105		22.16	22.35	22.13		
40	100	0		24.67	24.87	24.68		
40	1	1	16-QAM	24.74	24.66	25.27	24.17	0.2612
40	1	1	64-QAM	23.21	23.54	23.59		
40	1	1	256-QAM	21.29	21.59	21.46		
Limit	EIRP < 2W			Result			Pass	

NR n41 PC2 Maximum Average Power [dBm] (GT - LC = -1.1 dB)								
BW [MHz]	RB Size	RB Offset	Mod	Lowest	Middle	Highest	EIRP (dBm)	EIRP(W)
50	1	1	PI/2 BPSK	25.95	26.07	25.93	25.01	0.3170
50	1	131		25.84	25.86	25.72		
50	64	32		25.82	25.86	25.78		
50	1	0		22.43	22.48	22.51		
50	1	132		22.30	22.63	22.42		
50	128	0		25.40	25.41	25.48		
50	1	1	QPSK	25.93	26.11	26.10		
50	1	131		25.69	26.08	25.77		
50	64	32		25.69	25.83	25.80		
50	1	0		22.43	22.56	22.61		
50	1	132		22.45	22.61	22.37		
50	128	0		24.80	25.01	25.01		
50	1	1	16-QAM	24.96	24.83	25.08	23.98	0.2500
50	1	1	64-QAM	23.48	23.61	23.68		
50	1	1	256-QAM	21.61	21.57	21.35		
Limit	EIRP < 2W			Result			Pass	

NR n41 PC2 Maximum Average Power [dBm] (GT - LC = -1.1 dB)								
BW [MHz]	RB Size	RB Offset	Mod	Lowest	Middle	Highest	EIRP (dBm)	EIRP(W)
60	1	1	PI/2 BPSK	25.94	26.12	26.07	25.09	0.3228
60	1	160		25.74	25.99	25.82		
60	81	40		25.74	25.85	25.72		
60	1	0		22.54	22.53	22.78		
60	1	161		22.33	22.51	22.23		
60	162	0		25.26	25.47	25.32		
60	1	1	QPSK	26.01	26.06	26.19		
60	1	160		25.86	25.97	25.71		
60	81	40		25.57	25.91	25.83		
60	1	0		22.55	22.71	22.80		
60	1	161		22.51	22.55	22.35		
60	162	0		24.87	24.95	24.81		
60	1	1	16-QAM	25.24	25.08	25.33	24.23	0.2649
60	1	1	64-QAM	23.63	23.42	23.72		
60	1	1	256-QAM	21.40	21.81	21.37		
Limit	EIRP < 2W			Result			Pass	

NR n41 PC2 Maximum Average Power [dBm] (GT - LC = -1.1 dB)								
BW [MHz]	RB Size	RB Offset	Mod	Lowest	Middle	Highest	EIRP (dBm)	EIRP(W)
80	1	1	PI/2 BPSK	26.15	26.30	26.28	25.20	0.3311
80	1	215		25.97	26.08	25.99		
80	108	54		25.67	25.96	25.90		
80	1	0		22.81	22.80	22.95		
80	1	216		22.63	22.78	22.49		
80	216	0		25.36	25.86	25.45		
80	1	1	QPSK	26.21	26.23	26.24		
80	1	215		26.26	26.22	26.07		
80	108	54		25.73	25.83	25.74		
80	1	0		22.73	22.74	22.87		
80	1	216		22.81	22.80	22.48		
80	216	0		24.79	25.00	25.05		
80	1	1	16-QAM	25.38	25.24	25.66	24.56	0.2858
80	1	1	64-QAM	23.84	23.56	23.80		
80	1	1	256-QAM	22.08	21.42	21.96		
Limit	EIRP < 2W			Result			Pass	

NR n41 PC2 Maximum Average Power [dBm] (GT - LC = -1.1 dB)								
BW [MHz]	RB Size	RB Offset	Mod	Lowest	Middle	Highest	EIRP (dBm)	EIRP(W)
90	1	1	PI/2 BPSK	26.21	26.29	26.26	25.26	0.3357
90	1	243		26.29	26.20	26.12		
90	120	60		25.85	25.86	25.78		
90	1	0		22.81	22.90	23.02		
90	1	244		22.89	22.85	22.81		
90	240	0		25.64	25.48	25.62		
90	1	1	QPSK	26.36	26.35	26.31		
90	1	243		26.31	26.22	26.21		
90	120	60		25.84	25.76	25.77		
90	1	0		22.86	23.02	23.07		
90	1	244		22.88	22.90	22.72		
90	240	0		25.06	25.10	25.16		
90	1	1	16-QAM	25.59	25.33	25.43	24.49	0.2812
90	1	1	64-QAM	23.82	24.07	24.42		
90	1	1	256-QAM	21.74	22.00	22.24		
Limit	EIRP < 2W			Result			Pass	

NR n41 PC2 Maximum Average Power [dBm] (GT - LC = -1.1 dB)								
BW [MHz]	RB Size	RB Offset	Mod	Lowest	Middle	Highest	EIRP (dBm)	EIRP(W)
100	1	1	PI/2 BPSK	26.22	26.34	26.32	25.26	0.3357
100	1	271		26.05	26.29	26.12		
100	135	67		25.69	25.83	25.91		
100	1	0		22.85	22.90	23.03		
100	1	272		22.70	22.73	22.62		
100	270	0		25.38	25.47	25.48		
100	1	1	QPSK	26.31	26.23	26.36		
100	1	271		26.19	26.24	26.19		
100	135	67		25.65	25.97	25.91		
100	1	0		22.89	22.83	23.05		
100	1	272		22.75	22.76	22.65		
100	270	0		24.90	24.91	25.16		
100	1	1	16-QAM	25.50	25.48	25.71	24.61	0.2891
100	1	1	64-QAM	24.08	23.72	24.17		
100	1	1	256-QAM	22.03	21.80	22.09		
Limit	EIRP < 2W			Result			Pass	

NR n66 Maximum Average Power [dBm] (GT - LC = -0.1 dB)								
BW [MHz]	RB Size	RB Offset	Mod	Lowest	Middle	Highest	EIRP (dBm)	EIRP(W)
5	1	1	PI/2 BPSK	23.81	24.19	24.24	24.15	0.2600
5	1	23		23.98	24.21	24.07		
5	12	6		24.09	24.25	24.22		
5	1	0		23.60	23.71	23.71		
5	1	24		23.41	23.71	23.70		
5	25	0		23.46	23.74	23.59		
5	1	1	QPSK	24.19	24.15	24.04		
5	1	23		24.04	24.15	23.96		
5	12	6		24.13	24.16	24.03		
5	1	0		23.08	23.28	22.99		
5	1	24		23.05	23.17	22.95		
5	25	0		21.61	21.62	21.65		
5	1	1	16-QAM	23.08	23.36	23.05	23.26	0.2118
5	1	1	64-QAM	21.88	21.71	21.54		
5	1	1	256-QAM	18.20	18.32	18.11		
Limit	EIRP < 1W			Result			Pass	

NR n66 Maximum Average Power [dBm] (GT - LC = -0.1 dB)								
BW [MHz]	RB Size	RB Offset	Mod	Lowest	Middle	Highest	EIRP (dBm)	EIRP(W)
10	1	1	PI/2 BPSK	24.36	24.20	24.35	24.26	0.2667
10	1	50		24.30	24.13	24.14		
10	25	12		24.19	24.12	24.29		
10	1	0		23.77	23.54	23.75		
10	1	51		23.84	23.59	23.65		
10	50	0		23.72	23.56	23.75		
10	1	1	QPSK	24.14	24.21	24.24		
10	1	50		24.15	24.19	24.33		
10	25	12		24.14	24.13	24.20		
10	1	0		23.31	23.26	23.36		
10	1	51		23.26	23.15	23.22		
10	50	0		21.67	21.72	21.85		
10	1	1	16-QAM	23.12	23.32	23.29	23.22	0.2099
10	1	1	64-QAM	21.64	21.92	21.92		
10	1	1	256-QAM	18.17	18.04	18.24		
Limit	EIRP < 1W			Result			Pass	

NR n66 Maximum Average Power [dBm] (GT - LC = -0.1 dB)								
BW [MHz]	RB Size	RB Offset	Mod	Lowest	Middle	Highest	EIRP (dBm)	EIRP(W)
15	1	1	PI/2 BPSK	24.14	24.14	23.78	24.06	0.2547
15	1	77		24.05	23.97	23.63		
15	36	18		23.99	24.06	23.94		
15	1	0		23.61	23.61	23.47		
15	1	78		23.44	23.46	23.44		
15	75	0		23.64	23.49	23.52		
15	1	1	QPSK	24.13	24.16	24.01		
15	1	77		23.66	23.91	23.86		
15	36	18		24.06	24.06	23.87		
15	1	0		23.12	23.07	22.98		
15	1	78		22.93	23.08	22.86		
15	75	0		21.54	21.61	21.50		
15	1	1	16-QAM	23.24	22.96	23.09	23.14	0.2061
15	1	1	64-QAM	21.72	21.34	21.44		
15	1	1	256-QAM	18.00	17.97	17.97		
Limit	EIRP < 1W			Result			Pass	

NR n66 Maximum Average Power [dBm] (GT - LC = -0.1 dB)								
BW [MHz]	RB Size	RB Offset	Mod	Lowest	Middle	Highest	EIRP (dBm)	EIRP(W)
20	1	1	PI/2 BPSK	24.09	24.12	24.01	24.05	0.2541
20	1	104		23.99	23.85	23.97		
20	50	25		24.02	24.09	23.94		
20	1	0		23.50	23.48	23.47		
20	1	105		23.45	23.46	23.36		
20	100	0		23.45	23.57	23.46		
20	1	1	QPSK	23.83	24.15	24.07		
20	1	104		24.00	23.95	23.86		
20	50	25		23.94	24.06	24.06		
20	1	0		23.07	23.08	22.91		
20	1	105		22.79	22.86	22.94		
20	100	0		21.58	21.53	21.55		
20	1	1	16-QAM	22.76	23.34	22.92	23.24	0.2109
20	1	1	64-QAM	21.26	21.63	21.37		
20	1	1	256-QAM	17.82	18.12	18.00		
Limit	EIRP < 1W			Result			Pass	

NR n66 Maximum Average Power [dBm] (GT - LC = -0.1 dB)								
BW [MHz]	RB Size	RB Offset	Mod	Lowest	Middle	Highest	EIRP (dBm)	EIRP(W)
25	1	1	PI/2 BPSK	23.79	24.24	24.30	24.20	0.2630
25	1	131		23.88	24.11	23.95		
25	64	32		24.06	24.25	24.10		
25	1	0		23.55	23.76	23.56		
25	1	132		23.41	23.62	23.49		
25	128	0		23.50	23.74	23.73		
25	1	1	QPSK	24.21	24.20	24.10		
25	1	131		24.10	23.98	23.91		
25	64	32		23.88	24.24	24.13		
25	1	0		23.03	23.25	23.05		
25	1	132		22.98	23.13	23.07		
25	128	0		21.66	21.78	21.58		
25	1	1	16-QAM	23.08	23.11	23.01	23.01	0.2000
25	1	1	64-QAM	21.74	21.72	21.65		
25	1	1	256-QAM	18.12	18.22	17.95		
Limit	EIRP < 1W			Result			Pass	

NR n66 Maximum Average Power [dBm] (GT - LC = -0.1 dB)								
BW [MHz]	RB Size	RB Offset	Mod	Lowest	Middle	Highest	EIRP (dBm)	EIRP(W)
30	1	1	PI/2 BPSK	24.22	24.12	24.00	24.20	0.2630
30	1	158		24.01	24.01	23.86		
30	80	40		24.24	24.10	24.21		
30	1	0		23.80	23.50	23.52		
30	1	159		23.68	23.35	23.54		
30	160	0		23.66	23.36	23.61		
30	1	1	QPSK	24.11	24.30	24.25		
30	1	158		23.96	24.07	24.04		
30	80	40		24.15	24.08	24.16		
30	1	0		23.21	23.10	23.12		
30	1	159		23.06	23.00	22.91		
30	160	0		21.73	21.55	21.68		
30	1	1	16-QAM	23.12	23.03	23.12	23.02	0.2004
30	1	1	64-QAM	21.66	21.70	21.80		
30	1	1	256-QAM	18.07	17.95	18.14		
Limit	EIRP < 1W			Result			Pass	

NR n66 Maximum Average Power [dBm] (GT - LC = -0.1 dB)								
BW [MHz]	RB Size	RB Offset	Mod	Lowest	Middle	Highest	EIRP (dBm)	EIRP(W)
40	1	1	PI/2 BPSK	24.12	24.13	24.12	24.29	0.2685
40	1	214		23.88	24.09	23.79		
40	108	54		24.14	24.39	24.08		
40	1	0		23.73	23.70	23.71		
40	1	215		23.32	23.51	23.22		
40	216	0		23.63	23.91	23.60		
40	1	1	QPSK	24.30	23.88	24.02		
40	1	214		23.88	24.08	23.96		
40	108	54		24.36	23.99	24.05		
40	1	0		23.30	23.25	23.08		
40	1	215		22.95	23.05	22.89		
40	216	0		21.76	22.18	21.84		
40	1	1	16-QAM	23.14	23.21	23.28	23.18	0.2080
40	1	1	64-QAM	22.21	21.53	21.63		
40	1	1	256-QAM	18.12	18.26	18.61		
Limit	EIRP < 1W			Result			Pass	

NR n71 Maximum Average Power [dBm] (GT - LC = -7.8 dB)								
BW [MHz]	RB Size	RB Offset	Mod	Lowest	Middle	Highest	ERP (dBm)	ERP(W)
5	1	1	PI/2 BPSK	24.20	24.27	24.41	14.46	0.0279
5	1	23		24.27	24.38	24.34		
5	12	6		24.26	24.31	24.40		
5	1	0		23.80	23.83	23.82		
5	1	24		23.83	23.85	23.87		
5	25	0		23.84	23.87	23.92		
5	1	1	QPSK	24.23	24.24	24.38		
5	1	23		24.34	24.31	24.22		
5	12	6		24.25	24.33	24.28		
5	1	0		21.68	21.85	21.87		
5	1	24		21.76	21.74	21.97		
5	25	0		21.80	21.84	21.89		
5	1	1	16-QAM	21.90	21.82	21.97	12.02	0.0159
5	1	1	64-QAM	20.57	20.21	20.36		
5	1	1	256-QAM	18.33	18.23	18.32		
Limit	ERP < 3W			Result			Pass	

NR n71 Maximum Average Power [dBm] (GT - LC = -7.8 dB)								
BW [MHz]	RB Size	RB Offset	Mod	Lowest	Middle	Highest	ERP (dBm)	ERP(W)
10	1	1	PI/2 BPSK	24.26	24.18	24.28	14.48	0.0281
10	1	50		24.22	24.34	24.31		
10	25	12		24.33	24.17	24.29		
10	1	0		23.72	23.77	23.80		
10	1	51		23.74	23.81	23.68		
10	50	0		23.83	23.81	23.81		
10	1	1	QPSK	24.24	24.24	24.25		
10	1	50		24.43	24.27	24.17		
10	25	12		24.19	24.34	24.37		
10	1	0		21.80	21.87	21.79		
10	1	51		21.77	21.89	21.70		
10	50	0		21.76	21.81	21.86		
10	1	1	16-QAM	21.84	21.89	21.70	11.94	0.0156
10	1	1	64-QAM	20.14	20.47	20.23		
10	1	1	256-QAM	18.24	18.03	18.00		
Limit	ERP < 3W			Result			Pass	

NR n71 Maximum Average Power [dBm] (GT - LC = -7.8 dB)								
BW [MHz]	RB Size	RB Offset	Mod	Lowest	Middle	Highest	ERP (dBm)	ERP(W)
15	1	1	PI/2 BPSK	24.12	24.19	24.14	14.42	0.0277
15	1	77		24.22	24.30	24.16		
15	36	18		24.30	24.24	24.32		
15	1	0		23.71	23.78	23.67		
15	1	78		23.64	23.65	23.75		
15	75	0		23.82	23.71	23.71		
15	1	1	QPSK	24.18	24.27	24.13		
15	1	77		24.16	24.26	24.37		
15	36	18		24.24	24.19	24.16		
15	1	0		21.61	21.76	21.86		
15	1	78		21.66	21.92	21.75		
15	75	0		21.80	21.74	21.82		
15	1	1	16-QAM	21.63	21.90	21.58	11.95	0.0157
15	1	1	64-QAM	20.07	20.42	20.52		
15	1	1	256-QAM	18.16	18.15	18.16		
Limit	ERP < 3W			Result			Pass	

NR n71 Maximum Average Power [dBm] (GT - LC = -7.8 dB)								
BW [MHz]	RB Size	RB Offset	Mod	Lowest	Middle	Highest	ERP (dBm)	ERP(W)
20	1	1	PI/2 BPSK	24.10	24.21	24.16	14.42	0.0277
20	1	104		24.21	24.15	24.20		
20	50	25		24.14	24.25	24.23		
20	1	0		23.61	23.78	23.73		
20	1	105		23.78	23.78	23.65		
20	100	0		23.76	23.76	23.78		
20	1	1	QPSK	24.11	24.29	24.37		
20	1	104		24.18	24.29	24.32		
20	50	25		24.31	24.22	24.35		
20	1	0		21.73	21.78	21.77		
20	1	105		21.77	21.84	21.75		
20	100	0		21.83	21.84	21.78		
20	1	1	16-QAM	21.73	21.64	21.88	11.93	0.0156
20	1	1	64-QAM	20.19	20.45	20.25		
20	1	1	256-QAM	18.08	18.31	18.09		
Limit	ERP < 3W			Result			Pass	

<MIMO Mode>

<CP OFDM>

NR N41 PC1.5 Maximum Average Power [dBm], DG = -1.9 dBi														
BW	RB	RB	Mod	Antenna 2			Antenna 1			Combine			EIRP	EIRP
(MHz)	Size	Offset		Lowest	Middle	Highest	Lowest	Middle	Highest	Lowest	Middle	Highest	(dBm)	(W)
10	1	1	QPSK	25.02	25.06	25.17	24.92	24.88	24.72	27.98	27.98	27.96	26.15	0.4121
10	1	22		25.11	24.90	25.10	24.97	24.05	24.72	28.05	27.51	27.92		
10	12	6		25.04	24.95	25.19	24.85	25.07	24.76	27.96	28.02	27.99		
10	1	0		21.51	21.51	21.72	21.49	21.47	21.25	24.51	24.50	24.50		
10	1	23		21.52	21.34	21.57	21.41	21.49	21.16	24.48	24.43	24.38		
10	24	0		22.01	21.94	22.19	21.85	21.95	21.70	24.94	24.96	24.96		
10	1	1	16-QAM	24.46	24.45	24.56	24.42	24.45	24.12	27.45	27.46	27.36	25.56	0.3597
10	1	1	64-QAM	22.93	22.86	22.21	22.90	22.92	22.51	25.93	25.90	25.37		
10	1	1	256-QAM	18.31	18.43	18.12	18.45	18.42	18.61	21.39	21.44	21.38		
Limit	EIRP < 2W			Result									Pass	

NR n41 PC1.5 Maximum Average Power [dBm], DG = -1.9 dBi														
BW	RB	RB	Mod	Antenna 2			Antenna 1			Combine			EIRP	EIRP
(MHz)	Size	Offset		Lowest	Middle	Highest	Lowest	Middle	Highest	Lowest	Middle	Highest	(dBm)	(W)
15	1	1	QPSK	25.06	25.22	25.34	25.04	25.04	24.93	28.06	28.14	28.15	26.28	0.4246
15	1	36		25.16	24.95	25.21	25.02	25.06	25.10	28.10	28.02	28.17		
15	19	9		25.01	25.14	25.30	24.81	25.06	25.03	27.92	28.11	28.18		
15	1	0		21.49	21.75	21.85	21.42	21.47	21.54	24.47	24.62	24.71		
15	1	37		21.67	21.50	21.74	21.47	21.43	21.47	24.58	24.48	24.62		
15	38	0		22.04	22.15	22.34	21.89	22.02	21.96	24.98	25.10	25.16		
15	1	1	16-QAM	24.46	24.74	24.56	24.52	24.52	24.43	27.50	27.64	27.51	25.87	0.3864
15	1	1	64-QAM	23.11	23.12	22.98	25.95	22.84	22.97	27.77	25.99	25.99		
15	1	1	256-QAM	18.52	18.70	18.51	18.56	18.56	18.60	21.55	21.64	21.57		
Limit	EIRP < 2W			Result									Pass	

NR n41 PC1.5 Maximum Average Power [dBm], DG = -1.9 dBi														
BW	RB	RB	Mod	Antenna 2			Antenna 1			Combine			EIRP	EIRP
(MHz)	Size	Offset		Lowest	Middle	Highest	Lowest	Middle	Highest	Lowest	Middle	Highest	(dBm)	(W)
20	1	1	QPSK	24.95	25.18	25.47	24.91	25.04	25.04	27.94	28.12	28.27	26.37	0.4335
20	1	49		25.12	25.09	25.24	24.86	25.08	24.97	28.00	28.10	28.12		
20	25	12		25.04	25.16	25.37	24.90	25.00	25.00	27.98	28.09	28.20		
20	1	0		21.45	21.74	21.90	21.49	21.56	21.52	24.48	24.66	24.72		
20	1	50		21.55	21.54	21.79	21.40	21.47	21.41	24.49	24.52	24.61		
20	51	0		22.00	22.13	22.40	21.87	22.04	21.92	24.95	25.10	25.18		
20	1	1	16-QAM	24.35	24.79	24.65	24.55	24.45	24.52	27.46	27.63	27.60	25.73	0.3741
20	1	1	64-QAM	23.21	23.15	23.21	23.01	22.79	22.92	26.12	25.98	26.08		
20	1	1	256-QAM	18.45	18.59	18.61	18.45	18.31	18.25	21.46	21.46	21.44		
Limit	EIRP < 2W			Result									Pass	

NR n41 PC1.5 Maximum Average Power [dBm], DG = -1.9 dBi														
BW	RB	RB	Mod	Antenna 2			Antenna 1			Combine			EIRP	EIRP
(MHz)	Size	Offset		Lowest	Middle	Highest	Lowest	Middle	Highest	Lowest	Middle	Highest	(dBm)	(W)
30	1	1	QPSK	25.06	25.34	25.45	24.95	25.03	25.02	28.02	28.20	28.25	26.35	0.4315
30	1	76		25.12	25.01	25.14	24.97	25.01	24.92	28.06	28.02	28.04		
30	39	19		25.19	25.11	25.29	24.95	25.02	24.84	28.08	28.08	28.08		
30	1	0		21.52	21.84	21.87	21.47	21.52	21.44	24.51	24.69	24.67		
30	1	77		21.76	21.59	21.71	21.47	21.46	21.35	24.63	24.54	24.54		
30	78	0		22.21	22.14	22.30	21.92	21.98	21.80	25.08	25.07	25.07		
30	1	1	16-QAM	24.54	24.54	25.12	24.49	24.59	24.65	27.53	27.58	27.90	26.00	0.3981
30	1	1	64-QAM	23.04	23.19	23.41	22.82	22.92	22.97	25.94	26.07	26.21		
30	1	1	256-QAM	18.50	18.84	18.74	18.40	18.54	18.37	21.46	21.70	21.57		
Limit	EIRP < 2W			Result									Pass	

NR n41 PC1.5 Maximum Average Power [dBm], DG = -1.9 dBi														
BW	RB	RB	Mod	Antenna 2			Antenna 1			Combine			EIRP	EIRP
(MHz)	Size	Offset		Lowest	Middle	Highest	Lowest	Middle	Highest	Lowest	Middle	Highest	(dBm)	(W)
40	1	1	QPSK	25.17	25.33	25.41	25.05	25.11	25.13	28.12	28.23	28.28	26.38	0.4345
40	1	104		25.25	25.19	25.42	24.95	25.02	24.97	28.11	28.12	28.21		
40	53	26		25.14	25.14	25.44	24.92	25.02	25.03	28.04	28.09	28.25		
40	1	0		21.59	21.92	21.81	21.60	21.53	21.52	24.61	24.74	24.68		
40	1	105		21.76	21.58	21.76	21.47	21.41	21.49	24.63	24.51	24.64		
40	106	0		22.18	22.18	22.39	21.87	21.70	21.88	25.04	24.96	25.15		
40	1	1	16-QAM	24.47	25.04	24.73	24.51	24.66	24.66	27.50	27.86	27.71	25.96	0.3945
40	1	1	64-QAM	23.02	23.19	23.61	22.94	23.10	22.91	25.99	26.16	26.28		
40	1	1	256-QAM	18.57	19.96	18.84	18.21	18.52	18.57	21.40	22.31	21.72		
Limit	EIRP < 2W			Result									Pass	

NR n41 PC1.5 Maximum Average Power [dBm], DG = -1.9 dBi														
BW	RB	RB	Mod	Antenna 2			Antenna 1			Combine			EIRP	EIRP
(MHz)	Size	Offset		Lowest	Middle	Highest	Lowest	Middle	Highest	Lowest	Middle	Highest	(dBm)	(W)
50	1	1	QPSK	25.07	25.47	25.45	25.08	25.15	25.21	28.09	28.32	28.34	26.45	0.4416
50	1	131		25.35	25.18	25.47	24.99	25.06	25.20	28.18	28.13	28.35		
50	67	33		25.31	25.16	25.45	25.06	25.07	25.12	28.20	28.13	28.30		
50	1	0		21.52	21.93	21.93	21.47	21.67	21.72	24.51	24.81	24.84		
50	1	132		21.84	21.71	21.98	21.42	21.56	21.75	24.65	24.65	24.88		
50	133	0		22.17	22.15	22.47	21.85	22.04	22.14	25.02	25.11	25.32		
50	1	1	16-QAM	24.27	25.01	24.62	24.61	24.67	24.71	27.45	27.85	27.68	25.95	0.3936
50	1	1	64-QAM	22.97	23.45	23.07	23.21	23.01	22.97	26.10	26.25	26.03		
50	1	1	256-QAM	18.45	18.95	18.61	18.57	18.46	18.57	21.52	21.72	21.60		
Limit	EIRP < 2W			Result									Pass	

NR n41 PC1.5 Maximum Average Power [dBm], DG = -1.9 dBi														
BW	RB	RB	Mod	Antenna 2			Antenna 1			Combine			EIRP	EIRP
(MHz)	Size	Offset		Lowest	Middle	Highest	Lowest	Middle	Highest	Lowest	Middle	Highest	(dBm)	(W)
60	1	1	QPSK	25.21	25.63	25.40	25.19	25.10	25.17	28.21	28.38	28.30	26.48	0.4446
60	1	160		25.40	25.30	25.34	24.86	25.00	25.11	28.15	28.16	28.24		
60	81	40		25.24	25.17	25.37	24.91	25.07	25.12	28.09	28.13	28.26		
60	1	0		21.76	22.07	21.90	21.65	21.70	21.71	24.72	24.90	24.82		
60	1	161		21.85	21.82	21.92	21.37	21.49	21.60	24.63	24.67	24.77		
60	162	0		22.27	22.22	22.34	21.91	22.14	22.03	25.10	25.19	25.20		
60	1	1	16-QAM	24.76	24.99	24.97	24.67	24.78	24.57	27.73	27.90	27.78	26.00	0.3981
60	1	1	64-QAM	23.21	23.46	23.35	23.19	23.06	22.92	26.21	26.27	26.15		
60	1	1	256-QAM	18.94	18.89	18.76	18.71	18.67	18.47	21.84	21.79	21.63		
Limit	EIRP < 2W			Result									Pass	

NR n41 PC1.5 Maximum Average Power [dBm], DG = -1.9 dBi														
BW	RB	RB	Mod	Antenna 2			Antenna 1			Combine			EIRP	EIRP
(MHz)	Size	Offset		Lowest	Middle	Highest	Lowest	Middle	Highest	Lowest	Middle	Highest	(dBm)	(W)
80	1	1	QPSK	25.51	25.83	25.60	25.31	25.21	25.35	28.42	28.54	28.49	26.64	0.4613
80	1	215		25.54	25.57	25.67	25.11	25.15	25.16	28.34	28.38	28.43		
80	109	54		25.16	25.21	25.29	24.77	25.11	25.08	27.98	28.17	28.20		
80	1	0		22.03	22.30	22.10	21.80	21.87	21.92	24.93	25.10	25.02		
80	1	216		21.85	22.07	22.12	21.59	21.56	21.67	24.73	24.83	24.91		
80	217	0		22.23	22.27	22.33	21.91	22.14	22.04	25.08	25.22	25.20		
80	1	1	16-QAM	24.86	25.34	25.40	24.91	24.62	24.95	27.90	28.01	28.19	26.29	0.4256
80	1	1	64-QAM	23.30	23.95	23.66	23.39	23.20	23.16	26.36	26.60	26.43		
80	1	1	256-QAM	18.87	19.33	18.90	18.87	18.76	18.77	21.88	22.06	21.85		
Limit	EIRP < 2W			Result									Pass	

NR n41 PC1.5 Maximum Average Power [dBm], DG = -1.9 dBi														
BW	RB	RB	Mod	Antenna 2			Antenna 1			Combine			EIRP	EIRP
(MHz)	Size	Offset		Lowest	Middle	Highest	Lowest	Middle	Highest	Lowest	Middle	Highest	(dBm)	(W)
90	1	1	QPSK	25.62	25.95	25.71	25.40	25.37	25.47	28.52	28.68	28.60	26.78	0.4764
90	1	243		25.65	25.70	25.67	25.32	25.22	25.21	28.50	28.48	28.46		
90	123	61		25.39	25.13	25.23	25.00	25.00	24.92	28.21	28.08	28.09		
90	1	0		22.20	22.48	22.16	21.92	21.84	22.06	25.07	25.18	25.12		
90	1	244		22.15	22.27	22.10	21.72	21.72	21.67	24.95	25.01	24.90		
90	245	0		22.42	22.37	22.35	22.00	22.16	22.02	25.23	25.28	25.20		
90	1	1	16-QAM	25.02	25.50	25.34	24.72	24.70	24.99	27.88	28.13	28.18	26.28	0.4246
90	1	1	64-QAM	23.81	23.65	23.87	23.23	23.28	23.57	26.54	26.48	26.73		
90	1	1	256-QAM	19.07	19.41	19.33	18.82	18.91	19.17	21.96	22.18	22.26		
Limit	EIRP < 2W			Result									Pass	

NR n41 PC1.5 Maximum Average Power [dBm], DG = -1.9 dBi														
BW	RB	RB	Mod	Antenna 2			Antenna 1			Combine			EIRP	EIRP
(MHz)	Size	Offset		Lowest	Middle	Highest	Lowest	Middle	Highest	Lowest	Middle	Highest	(dBm)	(W)
100	1	1	QPSK	25.97	26.12	26.04	25.57	25.63	25.71	28.78	28.89	28.89	26.99	0.5000
100	1	271		25.51	25.89	25.84	25.51	25.62	25.61	28.52	28.77	28.74		
100	137	68		25.05	25.27	25.32	24.93	25.11	25.11	28.00	28.20	28.23		
100	1	0		22.23	22.71	22.47	22.00	22.02	22.04	25.13	25.39	25.27		
100	1	272		22.04	22.37	22.36	21.81	21.93	21.90	24.94	25.17	25.15		
100	273	0		22.22	22.45	22.47	21.89	22.20	22.11	25.07	25.34	25.30		
100	1	1	16-QAM	25.34	25.56	25.36	25.04	25.13	25.23	28.20	28.36	28.30	26.46	0.4426
100	1	1	64-QAM	23.97	24.12	23.70	23.72	23.46	23.40	26.86	26.81	26.56		
100	1	1	256-QAM	19.37	19.49	19.55	19.12	18.50	19.96	22.26	22.03	22.77		
Limit	EIRP < 2W			Result									Pass	

NR n41 PC1.5 Maximum Average Power [dBm], DG = -1.1 dBi														
BW	RB	RB	Mod	Antenna 0			Antenna 5			Combine			EIRP	EIRP
(MHz)	Size	Offset		Lowest	Middle	Highest	Lowest	Middle	Highest	Lowest	Middle	Highest	(dBm)	(W)
10	1	1	QPSK	22.89	22.92	23.16	25.28	25.35	25.09	27.26	27.31	27.24	26.27	0.4236
10	1	22		22.93	22.77	22.96	25.43	24.44	25.09	27.37	26.70	27.16		
10	12	6		22.92	22.76	23.00	25.19	25.45	25.18	27.21	27.32	27.23		
10	1	0		19.33	19.38	19.72	21.80	21.93	21.65	23.75	23.85	23.80		
10	1	23		19.35	19.18	19.57	21.86	21.93	21.46	23.80	23.78	23.63		
10	24	0		19.96	19.91	20.19	22.34	22.37	22.18	24.32	24.33	24.31		
10	1	1	16-QAM	22.29	22.44	22.45	24.85	24.90	24.44	26.77	26.85	26.57	25.75	0.3758
10	1	1	64-QAM	20.80	20.68	20.13	23.23	23.37	22.97	25.19	25.24	24.79		
10	1	1	256-QAM	16.27	16.28	16.05	18.94	18.87	18.93	20.82	20.78	20.74		
Limit	EIRP < 2W			Result									Pass	

NR n41 PC1.5 Maximum Average Power [dBm], DG = -1.1 dBi														
BW	RB	RB	Mod	Antenna 0			Antenna 5			Combine			EIRP	EIRP
(MHz)	Size	Offset		Lowest	Middle	Highest	Lowest	Middle	Highest	Lowest	Middle	Highest	(dBm)	(W)
15	1	1	QPSK	23.03	23.10	23.34	25.41	25.54	25.25	27.39	27.50	27.41	26.41	0.4375
15	1	36		23.12	22.88	23.10	25.35	25.42	25.46	27.39	27.34	27.45		
15	19	9		22.99	23.06	23.22	25.17	25.54	25.48	27.23	27.49	27.51		
15	1	0		19.44	19.63	19.83	21.80	21.94	21.89	23.79	23.95	23.99		
15	1	37		19.48	19.49	19.54	21.82	21.88	21.97	23.82	23.85	23.93		
15	38	0		20.00	20.05	20.16	22.19	22.37	22.34	24.24	24.37	24.39		
15	1	1	16-QAM	22.39	22.55	22.40	24.87	25.01	24.76	26.81	26.96	26.75	26.33	0.4295
15	1	1	64-QAM	20.93	21.06	20.79	26.33	23.26	23.32	27.43	25.31	25.25		
15	1	1	256-QAM	16.49	16.64	16.47	18.98	18.89	18.94	20.92	20.92	20.89		
Limit	EIRP < 2W			Result									Pass	

NR n41 PC1.5 Maximum Average Power [dBm], DG = -1.1 dBi														
BW	RB	RB	Mod	Antenna 0			Antenna 5			Combine			EIRP	EIRP
(MHz)	Size	Offset		Lowest	Middle	Highest	Lowest	Middle	Highest	Lowest	Middle	Highest	(dBm)	(W)
20	1	1	QPSK	22.84	23.04	23.45	25.30	25.54	25.51	27.25	27.48	27.61	26.51	0.4477
20	1	49		23.08	22.97	23.18	25.35	25.44	25.44	27.37	27.39	27.47		
20	25	12		22.94	23.12	23.33	25.28	25.32	25.45	27.28	27.37	27.53		
20	1	0		19.29	19.62	19.73	21.94	21.86	22.00	23.82	23.89	24.02		
20	1	50		19.37	19.46	19.76	21.85	21.92	21.72	23.79	23.87	23.86		
20	51	0		19.85	19.93	20.32	22.24	22.37	22.26	24.22	24.33	24.41		
20	1	1	16-QAM	22.20	22.62	22.50	24.86	24.80	24.92	26.74	26.86	26.89	25.79	0.3793
20	1	1	64-QAM	21.17	21.10	21.09	23.36	23.14	23.23	25.41	25.25	25.30		
20	1	1	256-QAM	16.27	16.56	16.43	18.77	18.80	18.56	20.71	20.83	20.64		
Limit	EIRP < 2W			Result									Pass	

NR n41 PC1.5 Maximum Average Power [dBm], DG = -1.1 dBi														
BW	RB	RB	Mod	Antenna 0			Antenna 5			Combine			EIRP	EIRP
(MHz)	Size	Offset		Lowest	Middle	Highest	Lowest	Middle	Highest	Lowest	Middle	Highest	(dBm)	(W)
30	1	1	QPSK	22.88	23.25	23.39	25.28	25.35	25.35	27.25	27.43	27.49	26.39	0.4355
30	1	76		22.92	22.97	23.08	25.35	25.47	25.24	27.31	27.41	27.30		
30	39	19		23.07	23.01	23.14	25.36	25.43	25.29	27.37	27.39	27.35		
30	1	0		19.51	19.75	19.70	21.94	21.95	21.78	23.90	24.00	23.88		
30	1	77		19.68	19.42	19.59	21.93	21.84	21.75	23.96	23.81	23.81		
30	78	0		20.07	20.13	20.14	22.27	22.35	22.24	24.32	24.39	24.32		
30	1	1	16-QAM	22.46	22.41	23.06	24.85	24.91	25.12	26.83	26.85	27.22	26.12	0.4093
30	1	1	64-QAM	20.86	21.01	21.33	23.20	23.33	23.37	25.20	25.34	25.48		
30	1	1	256-QAM	16.30	16.80	16.62	18.71	19.02	18.67	20.68	21.06	20.78		
Limit	EIRP < 2W			Result									Pass	

NR n41 PC1.5 Maximum Average Power [dBm], DG = -1.1 dBi														
BW	RB	RB	Mod	Antenna 0			Antenna 5			Combine			EIRP	EIRP
(MHz)	Size	Offset		Lowest	Middle	Highest	Lowest	Middle	Highest	Lowest	Middle	Highest	(dBm)	(W)
40	1	1	QPSK	23.06	23.23	23.24	25.47	25.57	25.60	27.44	27.56	27.59	26.49	0.4457
40	1	104		23.10	23.17	23.36	25.35	25.44	25.32	27.38	27.46	27.46		
40	53	26		23.02	23.04	23.35	25.37	25.47	25.42	27.37	27.43	27.52		
40	1	0		19.43	19.89	19.75	22.01	22.01	21.99	23.92	24.09	24.02		
40	1	105		19.65	19.38	19.63	21.92	21.88	21.81	23.94	23.82	23.87		
40	106	0		20.12	20.01	20.20	22.24	22.19	22.32	24.32	24.25	24.40		
40	1	1	16-QAM	22.43	22.98	22.58	24.89	25.05	24.97	26.84	27.15	26.95	26.05	0.4027
40	1	1	64-QAM	20.99	21.01	21.60	23.29	23.42	23.28	25.30	25.39	25.53		
40	1	1	256-QAM	16.39	17.77	16.72	18.56	18.97	18.92	20.62	21.42	20.97		
Limit	EIRP < 2W			Result									Pass	

NR n41 PC1.5 Maximum Average Power [dBm], DG = -1.1 dBi														
BW	RB	RB	Mod	Antenna 0			Antenna 5			Combine			EIRP	EIRP
(MHz)	Size	Offset		Lowest	Middle	Highest	Lowest	Middle	Highest	Lowest	Middle	Highest	(dBm)	(W)
50	1	1	QPSK	22.90	23.27	23.41	25.48	25.47	25.67	27.39	27.52	27.69	26.60	0.4571
50	1	131		23.19	23.12	23.42	25.39	25.36	25.67	27.44	27.39	27.70		
50	67	33		23.29	23.15	23.37	25.46	25.39	25.51	27.52	27.42	27.58		
50	1	0		19.45	19.80	19.77	21.92	22.01	22.10	23.87	24.06	24.10		
50	1	132		19.67	19.52	19.80	21.87	21.94	22.06	23.92	23.91	24.08		
50	133	0		20.08	20.13	20.45	22.16	22.50	22.45	24.26	24.48	24.57		
50	1	1	16-QAM	22.19	22.97	22.48	24.94	25.02	25.20	26.79	27.13	27.06	26.03	0.4009
50	1	1	64-QAM	20.78	21.27	20.94	23.65	23.40	23.30	25.46	25.48	25.29		
50	1	1	256-QAM	16.42	16.89	16.46	19.07	18.90	19.04	20.95	21.02	20.95		
Limit	EIRP < 2W			Result									Pass	

NR n41 PC1.5 Maximum Average Power [dBm], DG = -1.1 dBi														
BW	RB	RB	Mod	Antenna 0			Antenna 5			Combine			EIRP	EIRP
(MHz)	Size	Offset		Lowest	Middle	Highest	Lowest	Middle	Highest	Lowest	Middle	Highest	(dBm)	(W)
60	1	1	QPSK	23.11	23.45	23.32	25.62	25.46	25.58	27.56	27.58	27.61	26.51	0.4477
60	1	160		23.25	23.18	23.24	25.30	25.32	25.57	27.40	27.39	27.57		
60	81	40		23.09	23.07	23.31	25.30	25.56	25.58	27.34	27.50	27.60		
60	1	0		19.62	20.05	19.85	22.00	22.13	22.04	23.98	24.22	24.09		
60	1	161		19.74	19.66	19.84	21.69	21.85	22.08	23.84	23.90	24.11		
60	162	0		20.19	20.02	20.31	22.32	22.52	22.40	24.39	24.46	24.49		
60	1	1	16-QAM	22.70	22.87	22.92	24.98	25.17	25.04	27.00	27.18	27.12	26.08	0.4055
60	1	1	64-QAM	21.18	21.42	21.33	23.66	23.43	23.37	25.61	25.55	25.48		
60	1	1	256-QAM	16.92	16.81	16.62	19.05	19.05	18.83	21.12	21.08	20.87		
Limit	EIRP < 2W			Result									Pass	

NR n41 PC1.5 Maximum Average Power [dBm], DG = -1.1 dBi														
BW	RB	RB	Mod	Antenna 0			Antenna 5			Combine			EIRP	EIRP
(MHz)	Size	Offset		Lowest	Middle	Highest	Lowest	Middle	Highest	Lowest	Middle	Highest	(dBm)	(W)
80	1	1	QPSK	23.39	23.67	23.46	25.62	25.61	25.73	27.66	27.76	27.75	26.66	0.4634
80	1	215		23.45	23.38	23.59	25.44	25.62	25.60	27.57	27.65	27.72		
80	109	54		23.15	23.20	23.17	25.27	25.56	25.45	27.35	27.55	27.47		
80	1	0		19.85	20.25	19.94	22.29	22.28	22.29	24.25	24.40	24.28		
80	1	216		19.81	19.87	20.03	21.93	21.97	21.97	24.01	24.06	24.12		
80	217	0		20.07	20.12	20.25	22.23	22.49	22.46	24.29	24.47	24.50		
80	1	1	16-QAM	22.73	23.30	23.32	25.38	25.06	25.31	27.26	27.27	27.44	26.34	0.4305
80	1	1	64-QAM	21.20	21.91	21.47	23.83	23.53	23.55	25.72	25.81	25.64		
80	1	1	256-QAM	16.78	17.23	16.72	19.24	19.07	19.16	21.19	21.26	21.12		
Limit	EIRP < 2W			Result									Pass	

NR n41 PC1.5 Maximum Average Power [dBm], DG = -1.1 dBi														
BW	RB	RB	Mod	Antenna 0			Antenna 5			Combine			EIRP	EIRP
(MHz)	Size	Offset		Lowest	Middle	Highest	Lowest	Middle	Highest	Lowest	Middle	Highest	(dBm)	(W)
90	1	1	QPSK	23.50	23.86	23.62	25.89	25.74	25.92	27.87	27.91	27.93	26.83	0.4819
90	1	243		23.64	23.62	23.50	25.74	25.70	25.61	27.83	27.79	27.69		
90	123	61		23.37	23.09	23.17	25.38	25.50	25.28	27.50	27.47	27.36		
90	1	0		20.10	20.46	20.01	22.37	22.31	22.45	24.39	24.49	24.41		
90	1	244		20.02	20.21	20.08	22.08	22.03	22.16	24.18	24.23	24.25		
90	245	0		20.29	20.25	20.16	22.46	22.54	22.37	24.52	24.55	24.41		
90	1	1	16-QAM	22.90	23.38	23.21	25.14	25.05	25.47	27.17	27.31	27.49	26.39	0.4355
90	1	1	64-QAM	21.65	21.60	21.83	23.70	23.73	23.97	25.81	25.80	26.04		
90	1	1	256-QAM	16.97	17.36	17.25	19.13	19.29	19.65	21.20	21.44	21.63		
Limit	EIRP < 2W			Result									Pass	

NR n41 PC1.5 Maximum Average Power [dBm], DG = -1.1 dBi														
BW	RB	RB	Mod	Antenna 0			Antenna 5			Combine			EIRP	EIRP
(MHz)	Size	Offset		Lowest	Middle	Highest	Lowest	Middle	Highest	Lowest	Middle	Highest	(dBm)	(W)
100	1	1	QPSK	23.80	24.01	23.95	26.04	26.01	26.06	28.07	28.13	28.14	27.04	0.5058
100	1	271		23.32	23.76	23.78	25.89	25.99	26.06	27.80	28.03	28.08		
100	137	68		22.95	23.13	23.23	25.37	25.59	25.46	27.34	27.54	27.50		
100	1	0		20.19	20.54	20.27	22.37	22.42	22.43	24.42	24.59	24.49		
100	1	272		19.88	20.32	20.19	22.18	22.32	22.33	24.19	24.45	24.40		
100	273	0		20.10	20.31	20.46	22.37	22.54	22.61	24.39	24.58	24.68		
100	1	1	16-QAM	23.22	23.53	23.34	25.42	25.43	25.58	27.47	27.59	27.61	26.51	0.4477
100	1	1	64-QAM	21.88	21.97	21.63	24.08	23.95	23.88	26.13	26.08	25.91		
100	1	1	256-QAM	17.18	17.47	17.37	19.50	18.89	20.39	21.50	21.25	22.15		
Limit	EIRP < 2W			Result									Pass	

NR n41 PC1.5 Maximum Average Power [dBm], DG = -1.9 dBi															
BW	RB	RB	Mod	Antenna 2			Antenna 5			Combine			EIRP	EIRP
(MHz)	Size	Offset		Lowest	Middle	Highest	Lowest	Middle	Highest	Lowest	Middle	Highest	(dBm)	(W)
10	1	1	QPSK	24.51	24.44	24.67	24.32	24.20	24.10	27.43	27.33	27.40	25.57	0.3606
10	1	22		24.55	24.32	24.55	24.37	23.40	24.16	27.47	26.90	27.37		
10	12	6		24.36	24.39	24.56	24.35	24.45	24.18	27.37	27.43	27.38		
10	1	0		20.85	20.90	21.11	20.93	20.91	20.68	23.90	23.91	23.91		
10	1	23		20.95	20.69	21.00	20.74	20.81	20.66	23.85	23.76	23.84		
10	24	0		21.34	21.42	21.55	21.18	21.37	21.06	24.27	24.41	24.32		
10	1	1	16-QAM	23.93	23.93	23.90	23.91	23.91	23.58	26.93	26.93	26.75	25.03	0.3184
10	1	1	64-QAM	22.31	22.19	21.71	22.39	22.37	21.82	25.36	25.29	24.77		
10	1	1	256-QAM	17.69	17.92	17.61	17.87	17.78	18.02	20.79	20.86	20.83		
Limit	EIRP < 2W			Result									Pass	

NR n41 PC1.5 Maximum Average Power [dBm], DG = -1.9 dBi															
BW	RB	RB	Mod	Antenna 2			Antenna 5			Combine			EIRP	EIRP
(MHz)	Size	Offset		Lowest	Middle	Highest	Lowest	Middle	Highest	Lowest	Middle	Highest	(dBm)	(W)
15	1	1	QPSK	24.40	24.63	24.80	24.53	24.48	24.42	27.47	27.57	27.63	25.73	0.3741
15	1	36		24.63	24.35	24.59	24.45	24.54	24.54	27.55	27.45	27.58		
15	19	9		24.45	24.56	24.72	24.15	24.54	24.34	27.32	27.56	27.54		
15	1	0		20.84	21.05	21.21	20.89	20.87	21.00	23.88	23.97	24.12		
15	1	37		21.17	20.80	21.18	20.83	20.75	20.82	24.01	23.79	24.02		
15	38	0		21.42	21.59	21.66	21.37	21.41	21.27	24.40	24.51	24.48		
15	1	1	16-QAM	23.76	24.09	23.95	24.00	23.88	23.89	26.89	27.00	26.93	25.25	0.3350
15	1	1	64-QAM	22.46	22.48	22.36	25.34	22.33	22.44	27.15	25.42	25.41		
15	1	1	256-QAM	17.98	18.02	17.95	17.93	17.93	18.03	20.97	20.99	21.00		
Limit	EIRP < 2W			Result									Pass	

NR n41 PC1.5 Maximum Average Power [dBm], DG = -1.9 dBi															
BW	RB	RB	Mod	Antenna 2			Antenna 5			Combine			EIRP	EIRP
(MHz)	Size	Offset		Lowest	Middle	Highest	Lowest	Middle	Highest	Lowest	Middle	Highest	(dBm)	(W)
20	1	1	QPSK	24.36	24.53	24.88	24.22	24.47	24.44	27.30	27.51	27.67	25.77	0.3776
20	1	49		24.53	24.54	24.61	24.33	24.51	24.44	27.44	27.54	27.54		
20	25	12		24.53	24.60	24.85	24.33	24.37	24.45	27.44	27.50	27.66		
20	1	0		20.81	21.07	21.34	20.91	20.94	20.96	23.87	24.01	24.16		
20	1	50		20.91	20.89	21.09	20.87	20.92	20.88	23.90	23.92	24.00		
20	51	0		21.34	21.44	21.80	21.22	21.42	21.28	24.29	24.44	24.55		
20	1	1	16-QAM	23.81	24.10	24.01	23.89	23.77	23.94	26.86	26.95	26.98	25.08	0.3221
20	1	1	64-QAM	22.69	22.59	22.52	22.39	22.22	22.33	25.55	25.42	25.44		
20	1	1	256-QAM	17.94	18.04	18.03	17.77	17.72	17.75	20.86	20.90	20.90		
Limit	EIRP < 2W			Result									Pass	

NR n41 PC1.5 Maximum Average Power [dBm], DG = -1.9 dBi															
BW	RB	RB	Mod	Antenna 2			Antenna 5			Combine			EIRP	EIRP
(MHz)	Size	Offset		Lowest	Middle	Highest	Lowest	Middle	Highest	Lowest	Middle	Highest	(dBm)	(W)
30	1	1	QPSK	24.47	24.73	24.86	24.43	24.46	24.41	27.46	27.61	27.65	25.75	0.3758
30	1	76		24.57	24.43	24.56	24.39	24.36	24.35	27.49	27.41	27.46		
30	39	19		24.65	24.54	24.59	24.29	24.45	24.27	27.49	27.51	27.45		
30	1	0		20.91	21.18	21.20	20.97	20.89	20.81	23.95	24.05	24.02		
30	1	77		21.06	20.96	21.04	20.80	20.90	20.68	23.94	23.94	23.88		
30	78	0		21.69	21.55	21.72	21.36	21.31	21.27	24.54	24.44	24.51		
30	1	1	16-QAM	23.84	23.97	24.53	23.83	24.08	24.05	26.84	27.03	27.31	25.41	0.3475
30	1	1	64-QAM	22.37	22.50	22.85	22.28	22.34	22.37	25.34	25.43	25.62		
30	1	1	256-QAM	17.88	18.29	18.23	17.89	17.91	17.82	20.90	21.12	21.04		
Limit	EIRP < 2W			Result									Pass	

NR n41 PC1.5 Maximum Average Power [dBm], DG = -1.9 dBi															
BW	RB	RB	Mod	Antenna 2			Antenna 5			Combine			EIRP	EIRP
(MHz)	Size	Offset		Lowest	Middle	Highest	Lowest	Middle	Highest	Lowest	Middle	Highest	(dBm)	(W)
40	1	1	QPSK	24.60	24.82	24.90	24.46	24.44	24.46	27.54	27.64	27.69	25.79	0.3793
40	1	104		24.67	24.62	24.90	24.26	24.37	24.44	27.48	27.50	27.68		
40	53	26		24.59	24.50	24.75	24.38	24.47	24.43	27.50	27.49	27.60		
40	1	0		21.01	21.26	21.12	21.02	20.89	20.94	24.02	24.09	24.04		
40	1	105		21.12	20.94	21.21	20.89	20.77	20.86	24.01	23.86	24.05		
40	106	0		21.50	21.56	21.84	21.19	21.16	21.25	24.36	24.38	24.57		
40	1	1	16-QAM	23.79	24.36	24.17	23.94	24.09	24.03	26.88	27.23	27.11	25.33	0.3412
40	1	1	64-QAM	22.51	22.54	23.05	22.31	22.41	22.34	25.42	25.49	25.72		
40	1	1	256-QAM	18.01	19.45	18.29	17.66	17.85	17.98	20.85	21.73	21.14		
Limit	EIRP < 2W			Result									Pass	

NR n41 PC1.5 Maximum Average Power [dBm], DG = -1.9 dBi															
BW	RB	RB	Mod	Antenna 2			Antenna 5			Combine			EIRP	EIRP
(MHz)	Size	Offset		Lowest	Middle	Highest	Lowest	Middle	Highest	Lowest	Middle	Highest	(dBm)	(W)
50	1	1	QPSK	24.43	24.96	24.89	24.53	24.57	24.63	27.49	27.78	27.77	25.88	0.3873
50	1	131		24.68	24.59	24.80	24.38	24.51	24.66	27.54	27.56	27.74		
50	67	33		24.71	24.63	24.80	24.46	24.46	24.43	27.60	27.56	27.63		
50	1	0		20.88	21.40	21.28	20.77	21.00	21.07	23.84	24.21	24.19		
50	1	132		21.27	21.12	21.47	20.72	21.00	21.14	24.02	24.07	24.32		
50	133	0		21.64	21.45	21.80	21.28	21.52	21.63	24.47	24.49	24.72		
50	1	1	16-QAM	23.59	24.38	24.02	23.94	24.14	24.21	26.78	27.27	27.12	25.37	0.3443
50	1	1	64-QAM	22.42	22.92	22.46	22.67	22.44	22.44	25.56	25.70	25.46		
50	1	1	256-QAM	17.77	18.34	17.97	18.04	17.87	17.87	20.92	21.12	20.93		
Limit	EIRP < 2W			Result									Pass	

NR n41 PC1.5 Maximum Average Power [dBm], DG = -1.9 dBi															
BW	RB	RB	Mod	Antenna 2			Antenna 5			Combine			EIRP	EIRP
(MHz)	Size	Offset		Lowest	Middle	Highest	Lowest	Middle	Highest	Lowest	Middle	Highest	(dBm)	(W)
60	1	1	QPSK	24.68	24.94	24.83	24.62	24.57	24.49	27.66	27.77	27.68	25.87	0.3864
60	1	160		24.81	24.75	24.74	24.17	24.31	24.50	27.51	27.54	27.63		
60	81	40		24.63	24.67	24.72	24.34	24.49	24.62	27.50	27.59	27.68		
60	1	0		21.13	21.38	21.38	21.14	21.20	21.17	24.14	24.30	24.29		
60	1	161		21.16	21.23	21.37	20.83	20.93	21.01	24.01	24.09	24.20		
60	162	0		21.61	21.52	21.77	21.37	21.64	21.45	24.50	24.59	24.62		
60	1	1	16-QAM	24.10	24.44	24.47	24.09	24.21	23.89	27.10	27.34	27.20	25.44	0.3499
60	1	1	64-QAM	22.52	22.93	22.84	22.65	22.53	22.28	25.60	25.75	25.58		
60	1	1	256-QAM	18.36	18.33	18.23	18.08	18.11	17.78	21.23	21.23	21.02		
Limit	EIRP < 2W			Result									Pass	

NR n41 PC1.5 Maximum Average Power [dBm], DG = -1.9 dBi															
BW	RB	RB	Mod	Antenna 2			Antenna 5			Combine			EIRP	EIRP
(MHz)	Size	Offset		Lowest	Middle	Highest	Lowest	Middle	Highest	Lowest	Middle	Highest	(dBm)	(W)
80	1	1	QPSK	24.90	25.29	25.03	24.74	24.69	24.70	27.83	28.01	27.88	26.11	0.4083
80	1	215		24.89	24.91	25.15	24.56	24.52	24.49	27.74	27.73	27.84		
80	109	54		24.66	24.61	24.77	24.08	24.56	24.42	27.39	27.59	27.61		
80	1	0		21.42	21.65	21.45	21.16	21.23	21.37	24.30	24.45	24.42		
80	1	216		21.21	21.50	21.42	20.97	20.95	21.08	24.10	24.24	24.26		
80	217	0		21.65	21.75	21.67	21.33	21.59	21.36	24.50	24.68	24.53		
80	1	1	16-QAM	24.21	24.74	24.73	24.26	23.99	24.39	27.24	27.39	27.57	25.67	0.3690
80	1	1	64-QAM	22.65	23.44	23.02	22.80	22.67	22.58	25.74	26.09	25.81		
80	1	1	256-QAM	18.28	18.78	18.31	18.25	18.14	18.08	21.28	21.48	21.21		
Limit	EIRP < 2W			Result									Pass	

NR n41 PC1.5 Maximum Average Power [dBm], DG = -1.9 dBi														
BW	RB	RB	Mod	Antenna 2			Antenna 5			Combine			EIRP	EIRP
(MHz)	Size	Offset		Lowest	Middle	Highest	Lowest	Middle	Highest	Lowest	Middle	Highest	(dBm)	(W)
90	1	1	QPSK	24.93	25.41	25.17	24.75	24.70	24.85	27.85	28.08	28.02	26.18	0.4150
90	1	243		25.10	25.12	25.02	24.78	24.63	24.60	27.95	27.89	27.83		
90	123	61		24.82	24.45	24.66	24.47	24.38	24.38	27.66	27.43	27.53		
90	1	0		21.66	21.79	21.63	21.27	21.33	21.50	24.48	24.58	24.58		
90	1	244		21.49	21.59	21.44	21.12	21.21	21.04	24.32	24.41	24.26		
90	245	0		21.80	21.82	21.82	21.32	21.46	21.44	24.58	24.66	24.64		
90	1	1	16-QAM	24.37	24.94	24.78	24.06	24.14	24.31	27.23	27.57	27.56	25.67	0.3690
90	1	1	64-QAM	23.13	22.96	23.32	22.67	22.62	23.05	25.92	25.80	26.20		
90	1	1	256-QAM	18.37	18.71	18.67	18.22	18.34	18.47	21.30	21.54	21.58		
Limit	EIRP < 2W			Result									Pass	

NR n41 PC1.5 Maximum Average Power [dBm], DG = -1.9 dBi														
BW	RB	RB	Mod	Antenna 2			Antenna 5			Combine			EIRP	EIRP
(MHz)	Size	Offset		Lowest	Middle	Highest	Lowest	Middle	Highest	Lowest	Middle	Highest	(dBm)	(W)
100	1	1	QPSK	25.44	25.58	25.43	24.89	25.02	25.07	28.18	28.32	28.27	26.42	0.4385
100	1	271		24.93	25.20	25.23	24.85	25.05	24.99	27.90	28.14	28.13		
100	137	68		24.53	24.72	24.73	24.27	24.43	24.58	27.42	27.59	27.66		
100	1	0		21.67	22.19	21.89	21.33	21.39	21.53	24.51	24.82	24.73		
100	1	272		21.44	21.76	21.78	21.16	21.24	21.29	24.31	24.52	24.56		
100	273	0		21.63	21.80	21.82	21.25	21.56	21.50	24.45	24.69	24.67		
100	1	1	16-QAM	24.83	24.86	24.69	24.53	24.56	24.65	27.69	27.73	27.68	25.83	0.3828
100	1	1	64-QAM	23.44	23.48	23.15	23.11	22.89	22.80	26.29	26.21	25.99		
100	1	1	256-QAM	18.74	18.92	19.01	18.58	17.94	19.36	21.67	21.47	22.20		
Limit	EIRP < 2W			Result									Pass	

NR n41 PC1.5 Maximum Average Power [dBm], DG = -1.1 dBi														
BW	RB	RB	Mod	Antenna 0			Antenna 1			Combine			EIRP	EIRP
(MHz)	Size	Offset		Lowest	Middle	Highest	Lowest	Middle	Highest	Lowest	Middle	Highest	(dBm)	(W)
10	1	1	QPSK	23.33	23.39	23.67	24.48	24.50	24.36	26.95	26.99	27.04	26.05	0.4027
10	1	22		23.47	23.24	23.55	24.52	23.64	24.24	27.04	26.45	26.92		
10	12	6		23.39	23.42	23.52	24.37	24.75	24.29	26.92	27.15	26.94		
10	1	0		19.95	19.91	20.20	21.07	21.04	20.82	23.56	23.52	23.53		
10	1	23		19.83	19.81	20.05	20.98	21.07	20.81	23.45	23.50	23.46		
10	24	0		20.46	20.31	20.64	21.54	21.45	21.32	24.04	23.93	24.00		
10	1	1	16-QAM	22.77	22.84	22.95	24.08	23.95	23.78	26.48	26.44	26.40	25.38	0.3451
10	1	1	64-QAM	21.26	21.20	20.65	22.54	22.44	22.20	24.96	24.88	24.50		
10	1	1	256-QAM	16.65	16.82	16.43	18.01	18.01	18.23	20.40	20.47	20.43		
Limit	EIRP < 2W			Result									Pass	

NR n41 PC1.5 Maximum Average Power [dBm], DG = -1.1 dBi														
BW	RB	RB	Mod	Antenna 0			Antenna 1			Combine			EIRP	EIRP
(MHz)	Size	Offset		Lowest	Middle	Highest	Lowest	Middle	Highest	Lowest	Middle	Highest	(dBm)	(W)
15	1	1	QPSK	23.48	23.56	23.69	24.62	24.60	24.50	27.09	27.12	27.12	26.10	0.4074
15	1	36		23.59	23.29	23.70	24.62	24.58	24.63	27.15	26.99	27.20		
15	19	9		23.42	23.56	23.62	24.44	24.71	24.62	26.97	27.18	27.16		
15	1	0		19.96	20.24	20.22	21.03	21.15	21.12	23.54	23.73	23.70		
15	1	37		20.14	19.81	20.19	21.02	21.08	21.12	23.62	23.50	23.69		
15	38	0		20.44	20.49	20.69	21.40	21.56	21.51	23.96	24.07	24.13		
15	1	1	16-QAM	22.77	23.06	22.94	24.22	24.19	23.98	26.57	26.67	26.50	25.91	0.3899
15	1	1	64-QAM	21.55	21.52	21.34	25.55	22.48	22.51	27.01	25.04	24.98		
15	1	1	256-QAM	16.90	17.15	16.89	18.24	18.11	18.24	20.63	20.67	20.63		
Limit	EIRP < 2W			Result									Pass	

NR n41 PC1.5 Maximum Average Power [dBm], DG = -1.1 dBi														
BW	RB	RB	Mod	Antenna 0			Antenna 1			Combine			EIRP	EIRP
(MHz)	Size	Offset		Lowest	Middle	Highest	Lowest	Middle	Highest	Lowest	Middle	Highest	(dBm)	(W)
20	1	1	QPSK	23.26	23.49	23.91	24.53	24.56	24.71	26.95	27.07	27.34	26.24	0.4207
20	1	49		23.56	23.42	23.62	24.52	24.78	24.65	27.08	27.16	27.18		
20	25	12		23.42	23.63	23.82	24.49	24.60	24.59	27.00	27.15	27.23		
20	1	0		19.78	20.16	20.23	21.19	21.19	21.15	23.55	23.71	23.73		
20	1	50		20.00	19.84	20.22	21.04	21.01	21.10	23.56	23.47	23.69		
20	51	0		20.47	20.50	20.90	21.43	21.67	21.47	23.99	24.13	24.20		
20	1	1	16-QAM	22.69	23.18	23.13	24.24	24.12	24.04	26.54	26.68	26.62	25.58	0.3614
20	1	1	64-QAM	21.71	21.63	21.57	22.66	22.33	22.51	25.22	25.00	25.08		
20	1	1	256-QAM	16.84	16.93	17.05	18.14	17.97	17.84	20.55	20.50	20.47		
Limit	EIRP < 2W			Result									Pass	

NR n41 PC1.5 Maximum Average Power [dBm], DG = -1.1 dBi														
BW	RB	RB	Mod	Antenna 0			Antenna 1			Combine			EIRP	EIRP
(MHz)	Size	Offset		Lowest	Middle	Highest	Lowest	Middle	Highest	Lowest	Middle	Highest	(dBm)	(W)
30	1	1	QPSK	23.38	23.81	23.87	24.52	24.63	24.55	27.00	27.25	27.23	26.15	0.4121
30	1	76		23.52	23.51	23.47	24.56	24.62	24.57	27.08	27.11	27.06		
30	39	19		23.54	23.56	23.69	24.59	24.72	24.52	27.11	27.19	27.14		
30	1	0		19.96	20.34	20.20	21.12	21.21	20.99	23.59	23.81	23.62		
30	1	77		20.17	20.02	20.04	21.00	20.98	20.89	23.62	23.54	23.50		
30	78	0		20.71	20.45	20.64	21.45	21.55	21.30	24.10	24.05	23.99		
30	1	1	16-QAM	23.02	22.99	23.54	24.09	24.20	24.28	26.60	26.65	26.93	25.83	0.3828
30	1	1	64-QAM	21.44	21.50	21.74	22.47	22.46	22.49	24.99	25.02	25.14		
30	1	1	256-QAM	16.81	17.17	17.23	18.06	18.18	18.06	20.49	20.72	20.67		
Limit	EIRP < 2W			Result									Pass	

NR n41 PC1.5 Maximum Average Power [dBm], DG = -1.1 dBi														
BW	RB	RB	Mod	Antenna 0			Antenna 1			Combine			EIRP	EIRP
(MHz)	Size	Offset		Lowest	Middle	Highest	Lowest	Middle	Highest	Lowest	Middle	Highest	(dBm)	(W)
40	1	1	QPSK	23.49	23.76	23.85	24.58	24.67	24.72	27.08	27.24	27.32	26.22	0.4188
40	1	104		23.60	23.64	23.90	24.62	24.68	24.65	27.15	27.20	27.30		
40	53	26		23.51	23.54	23.74	24.61	24.68	24.72	27.10	27.16	27.27		
40	1	0		19.90	20.27	20.14	21.24	21.10	21.14	23.63	23.72	23.68		
40	1	105		20.16	19.91	20.07	20.99	20.98	21.07	23.61	23.49	23.60		
40	106	0		20.64	20.60	20.73	21.42	21.29	21.44	24.06	23.97	24.11		
40	1	1	16-QAM	22.92	23.46	23.06	24.10	24.28	24.17	26.56	26.90	26.66	25.80	0.3802
40	1	1	64-QAM	21.48	21.59	22.05	22.44	22.66	22.43	25.00	25.17	25.25		
40	1	1	256-QAM	17.07	18.28	17.23	17.86	18.09	18.17	20.49	21.19	20.74		
Limit	EIRP < 2W			Result									Pass	

NR n41 PC1.5 Maximum Average Power [dBm], DG = -1.1 dBi														
BW	RB	RB	Mod	Antenna 0			Antenna 1			Combine			EIRP	EIRP
(MHz)	Size	Offset		Lowest	Middle	Highest	Lowest	Middle	Highest	Lowest	Middle	Highest	(dBm)	(W)
50	1	1	QPSK	23.55	23.95	23.86	24.69	24.73	24.82	27.17	27.37	27.38	26.28	0.4246
50	1	131		23.71	23.61	23.84	24.60	24.70	24.74	27.19	27.20	27.32		
50	67	33		23.78	23.65	23.86	24.63	24.71	24.65	27.23	27.22	27.28		
50	1	0		19.87	20.41	20.36	21.02	21.30	21.25	23.50	23.89	23.84		
50	1	132		20.22	20.05	20.34	21.01	21.18	21.26	23.64	23.66	23.84		
50	133	0		20.60	20.52	20.87	21.41	21.66	21.75	24.03	24.14	24.34		
50	1	1	16-QAM	22.73	23.43	23.06	24.30	24.29	24.26	26.60	26.89	26.71	25.79	0.3793
50	1	1	64-QAM	21.41	21.88	21.51	22.73	22.62	22.67	25.13	25.27	25.14		
50	1	1	256-QAM	16.94	17.43	16.94	18.23	18.00	18.11	20.65	20.74	20.57		
Limit	EIRP < 2W			Result									Pass	

NR n41 PC1.5 Maximum Average Power [dBm], DG = -1.1 dBi														
BW	RB	RB	Mod	Antenna 0			Antenna 1			Combine			EIRP	EIRP
(MHz)	Size	Offset		Lowest	Middle	Highest	Lowest	Middle	Highest	Lowest	Middle	Highest	(dBm)	(W)
60	1	1	QPSK	23.70	23.98	23.81	24.79	24.72	24.86	27.29	27.38	27.38	26.28	0.4246
60	1	160		23.81	23.70	23.71	24.52	24.55	24.80	27.19	27.16	27.30		
60	81	40		23.67	23.64	23.71	24.52	24.70	24.80	27.13	27.21	27.30		
60	1	0		20.06	20.53	20.20	21.30	21.28	21.40	23.73	23.93	23.85		
60	1	161		20.27	20.22	20.25	20.88	21.14	21.26	23.60	23.72	23.79		
60	162	0		20.62	20.70	20.82	21.60	21.81	21.60	24.15	24.30	24.24		
60	1	1	16-QAM	23.22	23.48	23.28	24.32	24.40	24.13	26.82	26.97	26.73	25.87	0.3864
60	1	1	64-QAM	21.61	21.94	21.76	22.80	22.59	22.60	25.26	25.29	25.21		
60	1	1	256-QAM	17.39	17.35	17.08	18.38	18.30	18.16	20.92	20.86	20.66		
Limit	EIRP < 2W			Result									Pass	

NR n41 PC1.5 Maximum Average Power [dBm], DG = -1.1 dBi														
BW	RB	RB	Mod	Antenna 0			Antenna 1			Combine			EIRP	EIRP
(MHz)	Size	Offset		Lowest	Middle	Highest	Lowest	Middle	Highest	Lowest	Middle	Highest	(dBm)	(W)
80	1	1	QPSK	23.92	24.28	24.06	24.84	24.88	24.88	27.42	27.60	27.50	26.50	0.4467
80	1	215		23.96	24.00	24.16	24.71	24.67	24.71	27.36	27.36	27.45		
80	109	54		23.60	23.63	23.67	24.42	24.63	24.61	27.04	27.17	27.18		
80	1	0		20.42	20.63	20.44	21.48	21.48	21.62	23.99	24.09	24.08		
80	1	216		20.21	20.57	20.56	21.17	21.19	21.21	23.73	23.90	23.91		
80	217	0		20.57	20.66	20.75	21.41	21.84	21.67	24.02	24.30	24.25		
80	1	1	16-QAM	23.34	23.84	23.87	24.54	24.28	24.48	26.99	27.07	27.20	26.10	0.4074
80	1	1	64-QAM	21.72	22.31	22.11	23.04	22.83	22.68	25.44	25.59	25.42		
80	1	1	256-QAM	17.33	17.77	17.23	18.42	18.37	18.30	20.92	21.09	20.81		
Limit	EIRP < 2W			Result									Pass	

NR n41 PC1.5 Maximum Average Power [dBm], DG = -1.1 dBi														
BW	RB	RB	Mod	Antenna 0			Antenna 1			Combine			EIRP	EIRP
(MHz)	Size	Offset		Lowest	Middle	Highest	Lowest	Middle	Highest	Lowest	Middle	Highest	(dBm)	(W)
90	1	1	QPSK	24.09	24.39	24.12	25.07	25.05	25.09	27.62	27.74	27.64	26.64	0.4613
90	1	243		24.13	24.06	24.15	24.99	24.80	24.87	27.59	27.45	27.53		
90	123	61		23.83	23.57	23.57	24.59	24.58	24.47	27.24	27.11	27.05		
90	1	0		20.67	20.86	20.64	21.43	21.35	21.66	24.07	24.12	24.19		
90	1	244		20.53	20.64	20.55	21.37	21.24	21.27	23.98	23.96	23.93		
90	245	0		20.77	20.77	20.73	21.63	21.80	21.70	24.23	24.32	24.25		
90	1	1	16-QAM	23.39	23.81	23.73	24.42	24.39	24.62	26.94	27.12	27.21	26.11	0.4083
90	1	1	64-QAM	22.21	22.10	22.26	22.83	22.83	23.22	25.54	25.49	25.78		
90	1	1	256-QAM	17.38	17.83	17.72	18.48	18.55	18.79	20.98	21.21	21.30		
Limit	EIRP < 2W			Result									Pass	

NR n41 PC1.5 Maximum Average Power [dBm], DG = -1.1 dBi														
BW	RB	RB	Mod	Antenna 0			Antenna 1			Combine			EIRP	EIRP
(MHz)	Size	Offset		Lowest	Middle	Highest	Lowest	Middle	Highest	Lowest	Middle	Highest	(dBm)	(W)
100	1	1	QPSK	24.34	24.51	24.40	25.18	25.32	25.23	27.79	27.94	27.85	26.84	0.4831
100	1	271		23.95	24.32	24.32	25.21	25.30	25.31	27.63	27.85	27.85		
100	137	68		23.36	23.74	23.64	24.61	24.63	24.74	27.04	27.22	27.24		
100	1	0		20.60	21.17	20.81	21.55	21.68	21.55	24.11	24.44	24.21		
100	1	272		20.37	20.70	20.69	21.33	21.46	21.44	23.89	24.11	24.09		
100	273	0		20.69	20.95	20.77	21.43	21.75	21.80	24.09	24.38	24.33		
100	1	1	16-QAM	23.68	23.99	23.85	24.70	24.67	24.82	27.23	27.35	27.37	26.27	0.4236
100	1	1	64-QAM	22.41	22.60	22.13	23.26	23.10	22.95	25.87	25.87	25.57		
100	1	1	256-QAM	17.82	17.93	17.93	18.76	18.19	19.46	21.33	21.07	21.77		
Limit	EIRP < 2W			Result									Pass	

FR1 n5

Peak-to-Average Ratio

Mode	FR1 n5 / 20MHz / DFT-S OFDM				
Mod.	PI/2 BPSK	QPSK	16QAM	64QAM	Limit: 13dB
RB Size	Full RB	Full RB	Full RB	Full RB	Result
Middle CH	4.74	5.92	6.22	6.30	PASS
Mode	FR1 n5 / 20MHz / DFT-S OFDM				
Mod.	256QAM				Limit: 13dB
RB Size	Full RB				Result
Middle CH	6.60				PASS

FR1 n5 / 20MHz / DFT-S OFDM / Middle Channel / Full RB

PI/2 BPSK

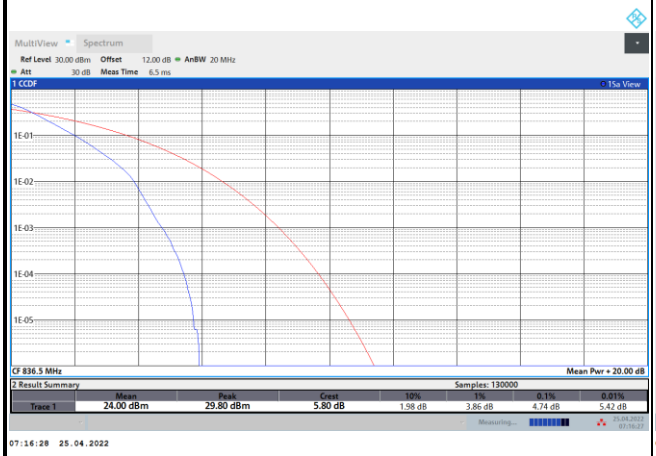

QPSK

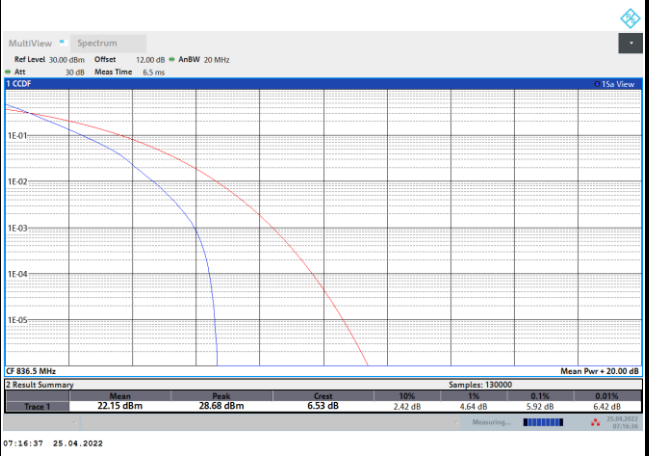

16QAM

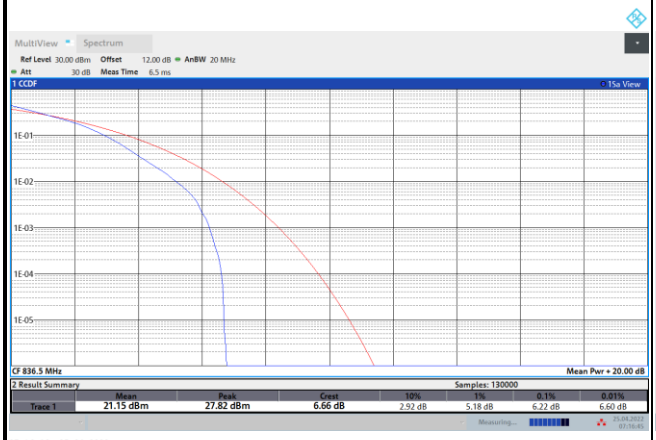

64QAM

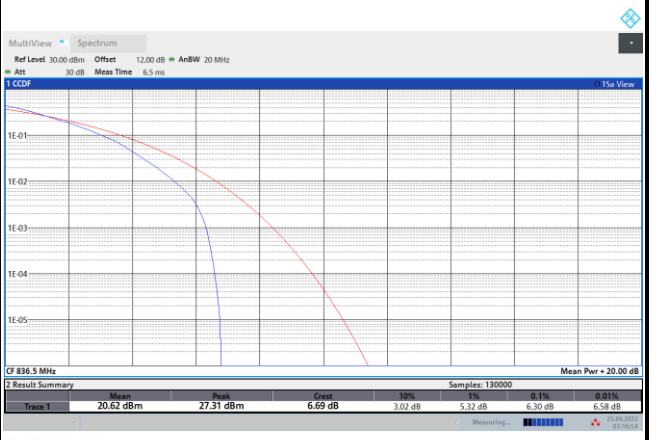

256QAM

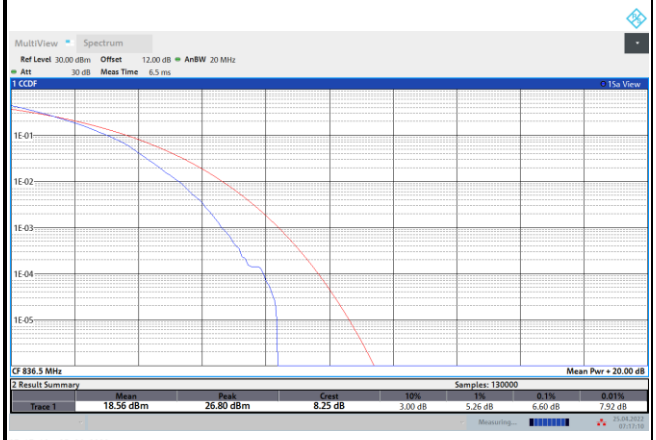

26dB Bandwidth

Mode	FR1 n5 : 26dB BW(MHz) / DFT-S OFDM							
BW	5MHz		10MHz		15MHz		20MHz	
Mod.	PI/2 BPSK		PI/2 BPSK		PI/2 BPSK		PI/2 BPSK	
Middle CH	5.13		9.73		14.42		18.86	

Mode	FR1 n5 : 26dB BW(MHz) / CP OFDM							
BW	5MHz		10MHz		15MHz		20MHz	
Mod.	QPSK	16QAM	QPSK	16QAM	QPSK	16QAM	QPSK	16QAM
Middle CH	5.15	5.19	10.03	10.13	15.20	15.14	20.42	20.38
Mod.	64QAM	256QAM	64QAM	256QAM	64QAM	256QAM	64QAM	256QAM
Middle CH	5.17	5.03	10.07	9.89	15.08	14.96	20.18	20.18

FR1 n5 / 5MHz / DFT-S OFDM / Middle Channel / Full RB

PI/2 BPSK

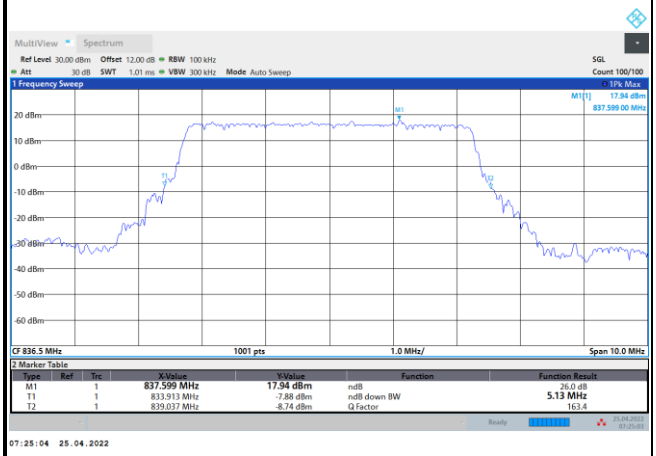

FR1 n5 / 5MHz / CP OFDM / Middle Channel / Full RB

QPSK

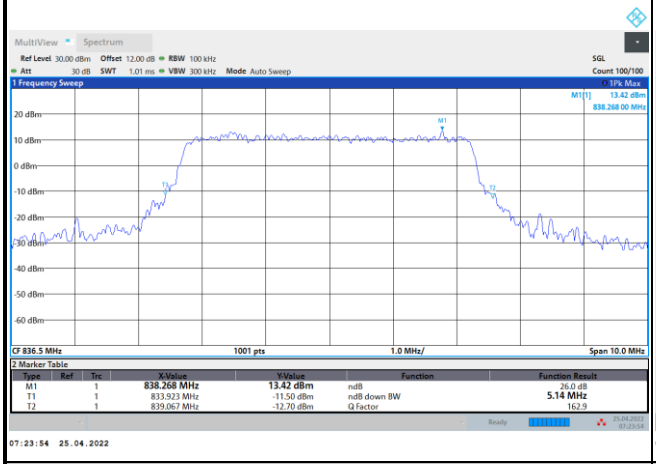

16QAM

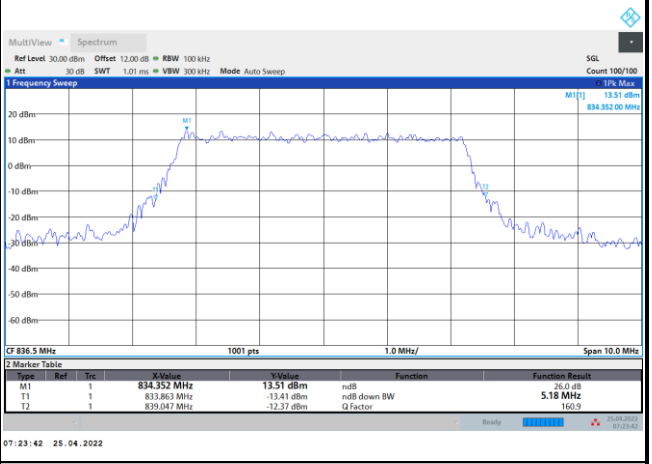

64QAM

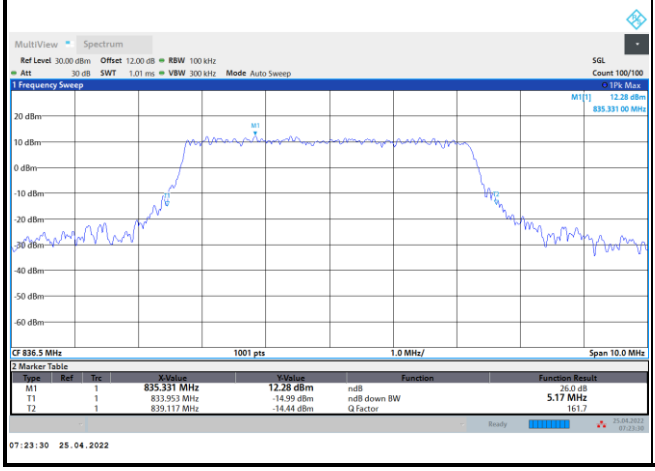

256QAM

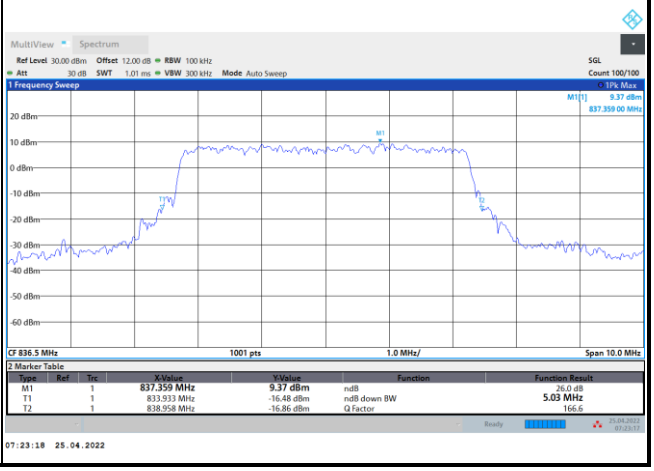

FR1 n5 / 10MHz / DFT-S OFDM / Middle Channel / Full RB

PI/2 BPSK

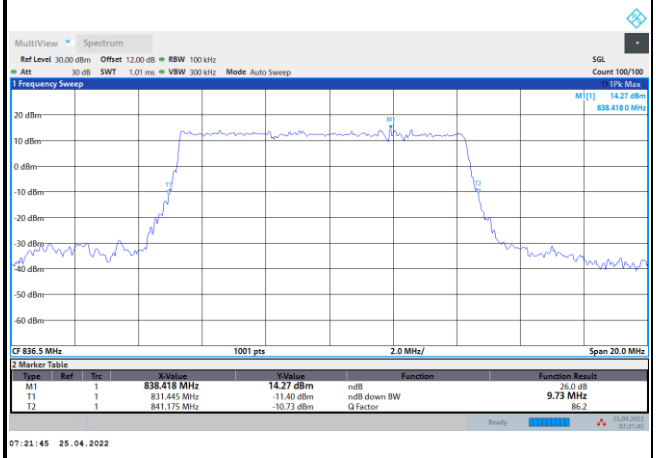

FR1 n5 / 10MHz / CP OFDM / Middle Channel / Full RB

QPSK

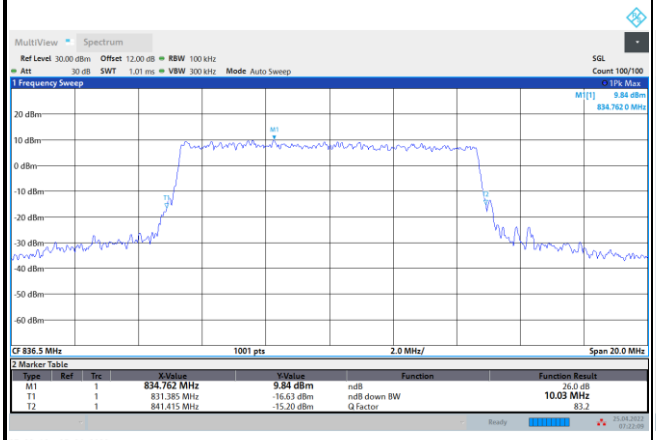

16QAM

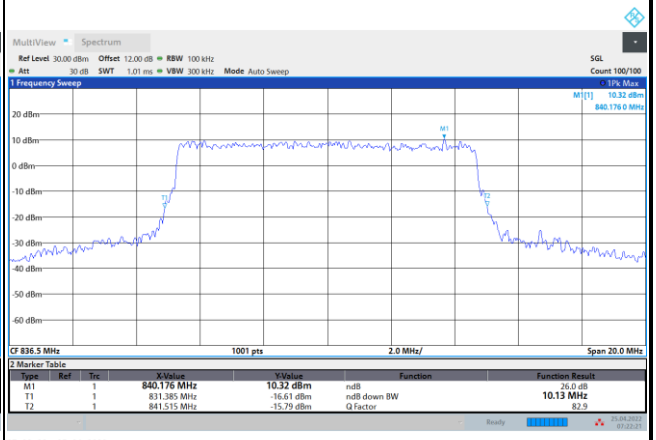

64QAM

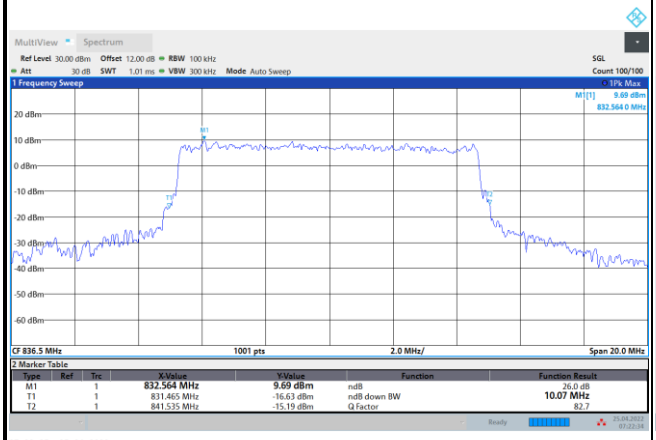

256QAM

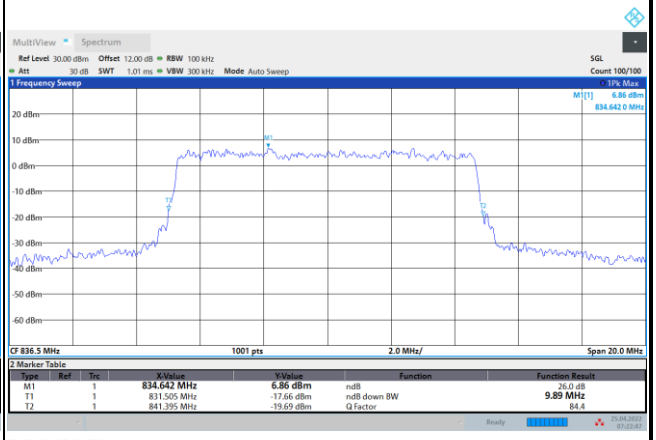

FR1 n5 / 15MHz / DFT-S OFDM / Middle Channel / Full RB

PI/2 BPSK

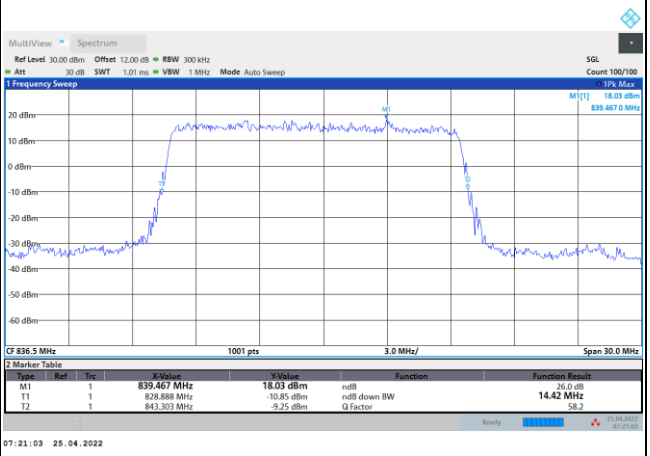

FR1 n5 / 15MHz / CP OFDM / Middle Channel / Full RB

QPSK

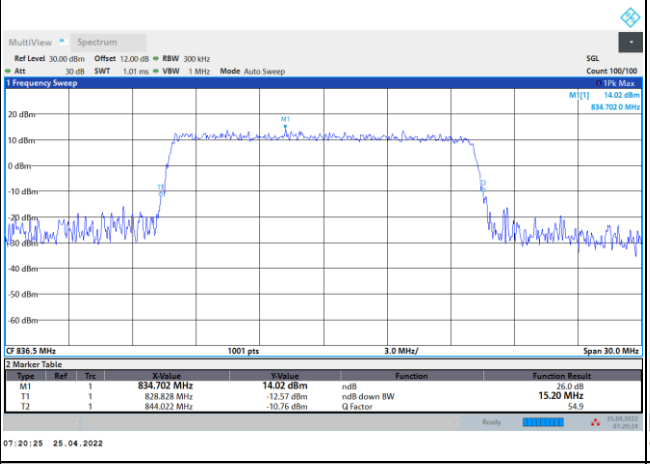

16QAM

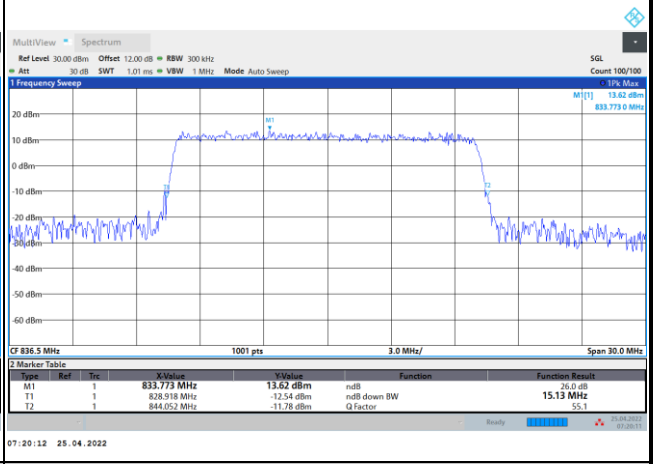

64QAM

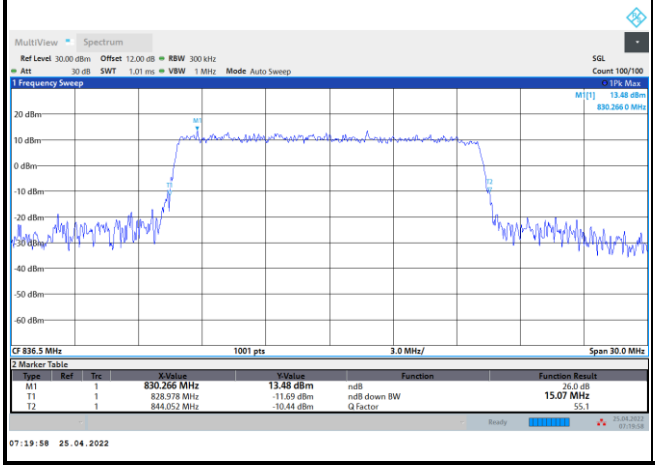

256QAM

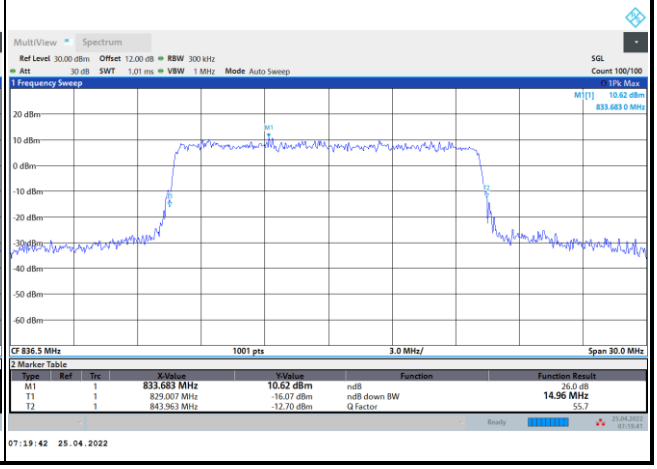

FR1 n5 / 20MHz / DFT-S OFDM / Middle Channel / Full RB

PI/2 BPSK

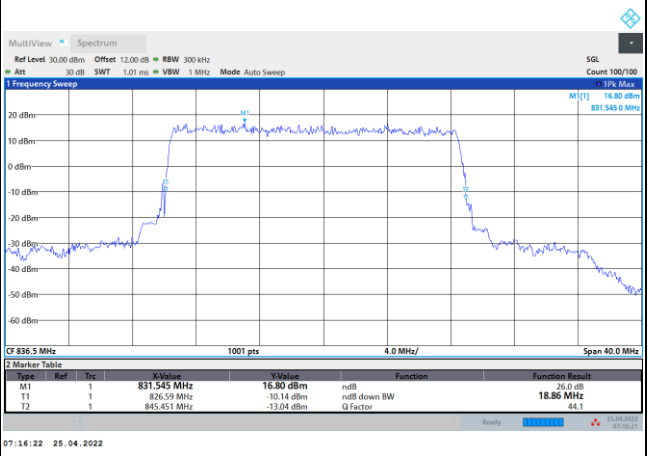

FR1 n5 / 20MHz / CP OFDM / Middle Channel / Full RB

QPSK

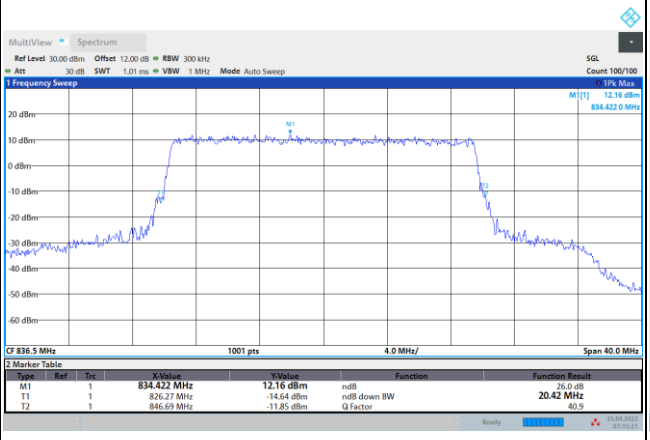

16QAM

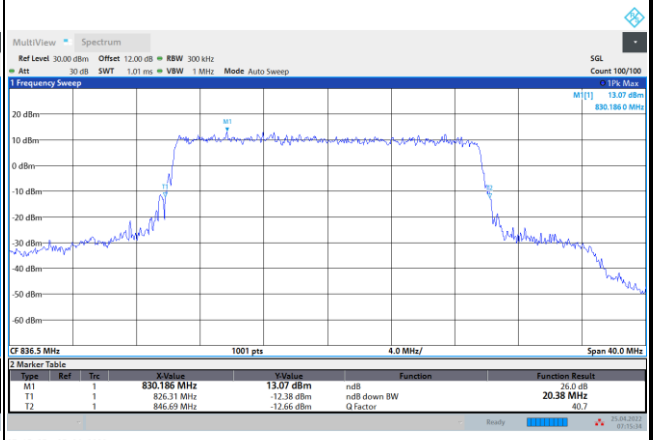

64QAM

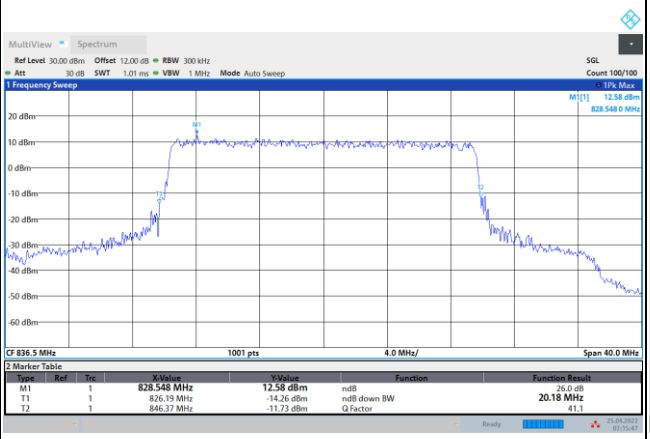

256QAM

Occupied Bandwidth

Mode	FR1 n5 : 99%OBW(MHz) / DFT-S OFDM							
BW	5MHz		10MHz		15MHz		20MHz	
Mod.	PI/2 BPSK		PI/2 BPSK		PI/2 BPSK		PI/2 BPSK	
Middle CH	4.50		8.94		13.44		17.90	

Mode	FR1 n5 : 99%OBW (MHz) / CP OFDM							
BW	5MHz		10MHz		15MHz		20MHz	
Mod.	QPSK	16QAM	QPSK	16QAM	QPSK	16QAM	QPSK	16QAM
Middle CH	4.51	4.51	9.28	9.28	14.12	14.12	18.95	18.97
Mod.	64QAM	256QAM	64QAM	256QAM	64QAM	256QAM	64QAM	256QAM
Middle CH	4.51	4.49	9.29	9.29	14.16	14.13	19.00	18.95

FR1 n5 / 5MHz / DFT-S OFDM / Middle Channel / Full RB

PI/2 BPSK

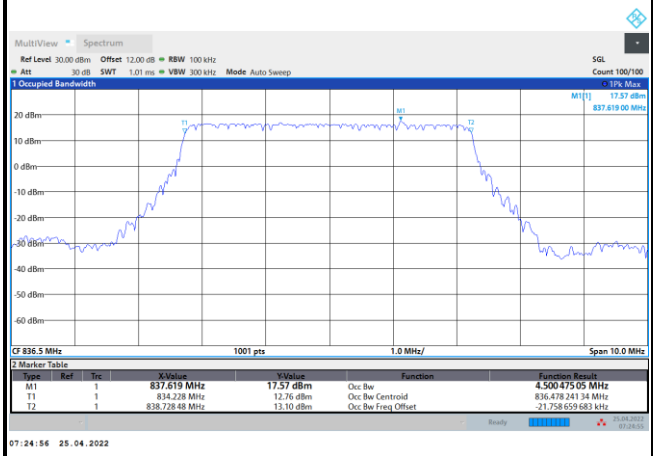

FR1 n5 / 5MHz / CP OFDM / Middle Channel / Full RB

QPSK

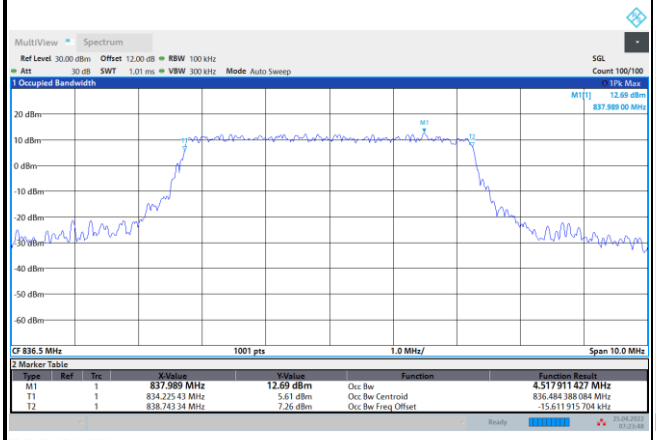

16QAM

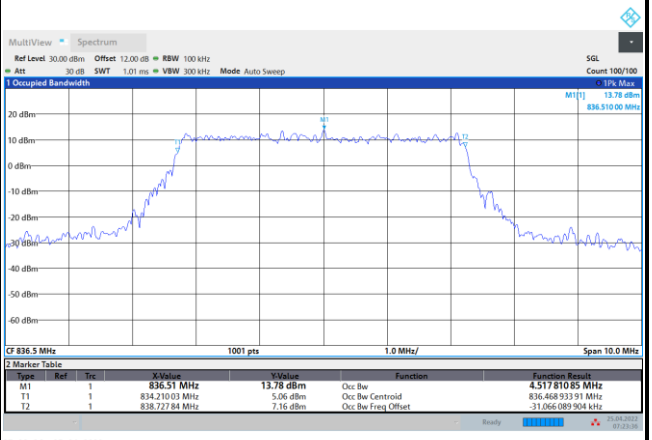

64QAM

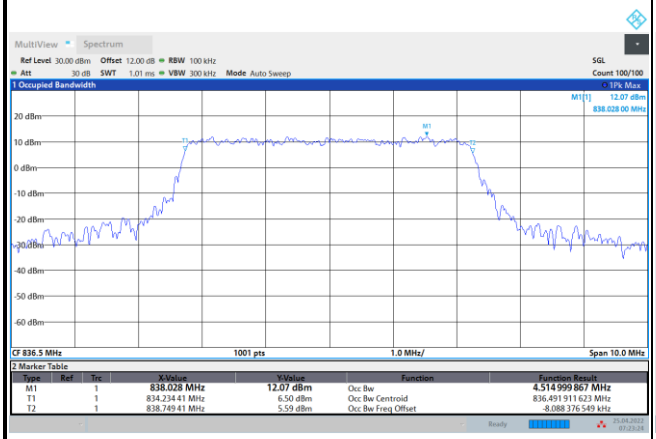
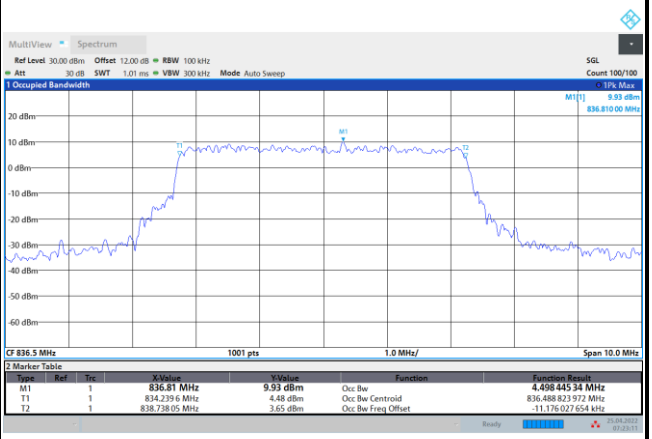
256QAM