FR1 n77 / 90MHz / CP OFDM / 64QAM	
Lowest Band Edge / Full RB	**Highest Band Edge / Full RB**
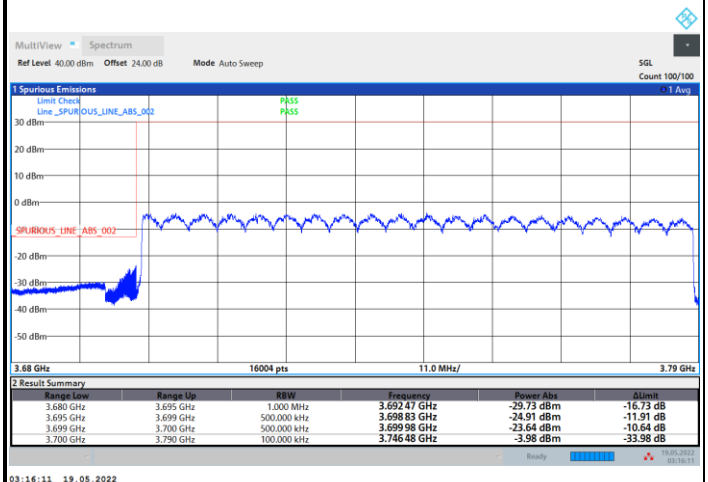	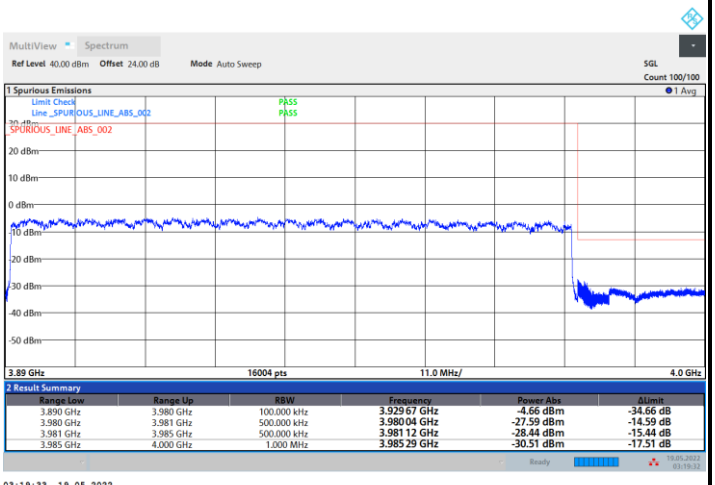

FR1 n77 / 90MHz / CP OFDM / 256QAM	
Lowest Band Edge / Full RB	**Highest Band Edge / Full RB**
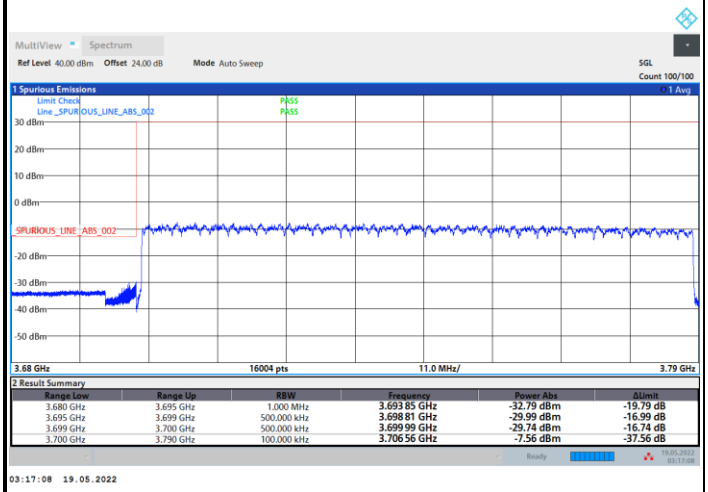	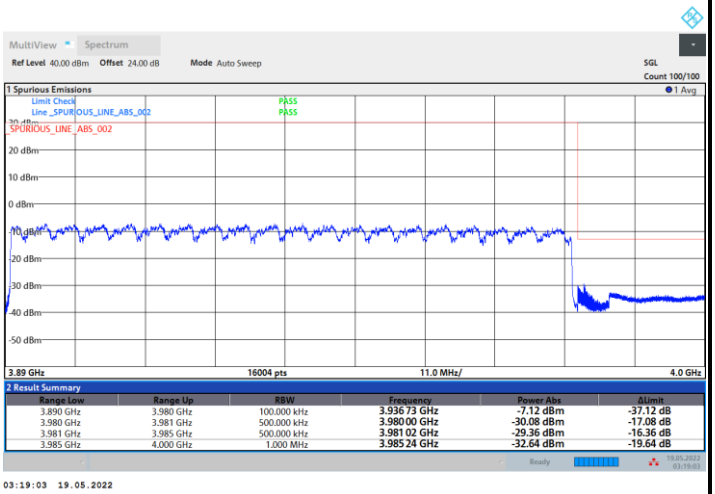

FR1 n77 / 100MHz / CP OFDM / QPSK	
Lowest Band Edge / Full RB	**Highest Band Edge / Full RB**
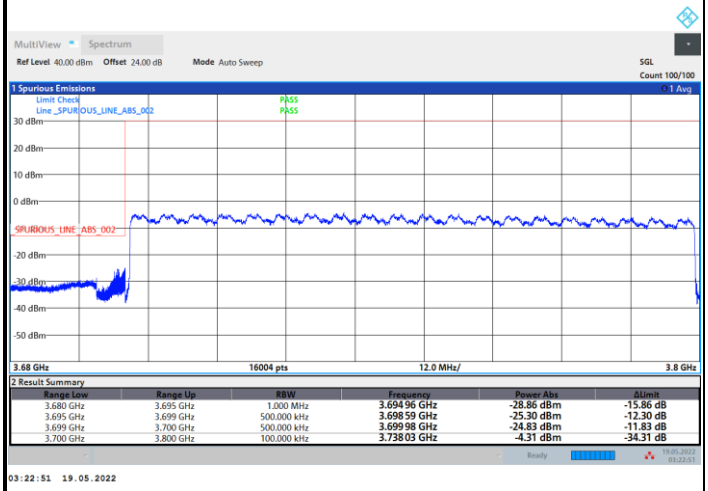	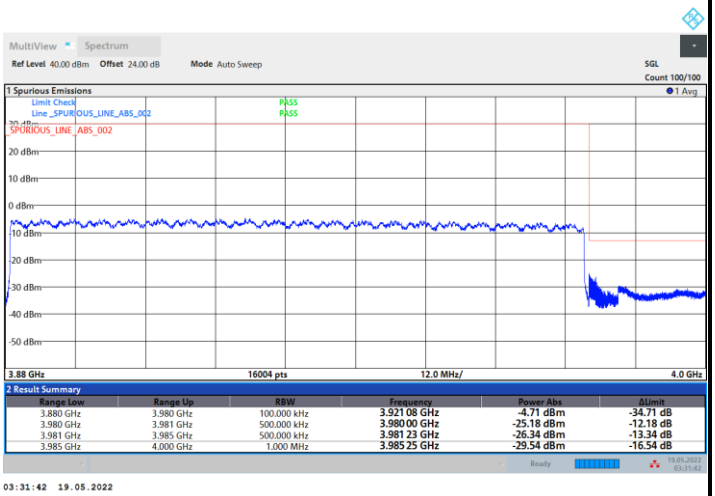

FR1 n77 / 100MHz / CP OFDM / 16QAM	
Lowest Band Edge / Full RB	**Highest Band Edge / Full RB**
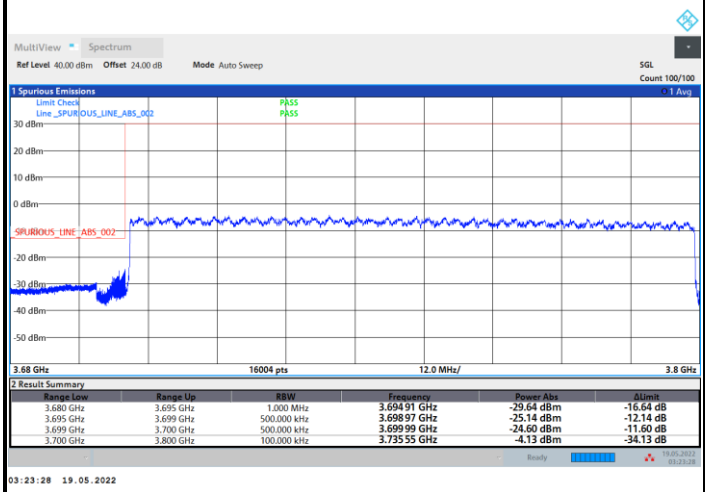	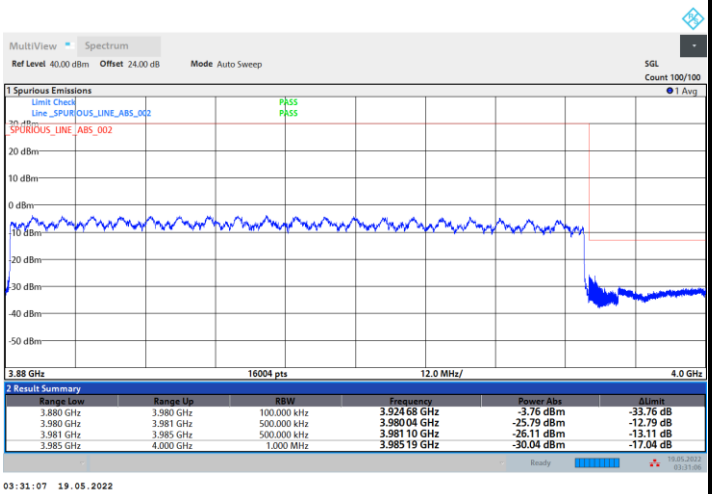

FR1 n77 / 100MHz / CP OFDM / 64QAM	
Lowest Band Edge / Full RB	**Highest Band Edge / Full RB**
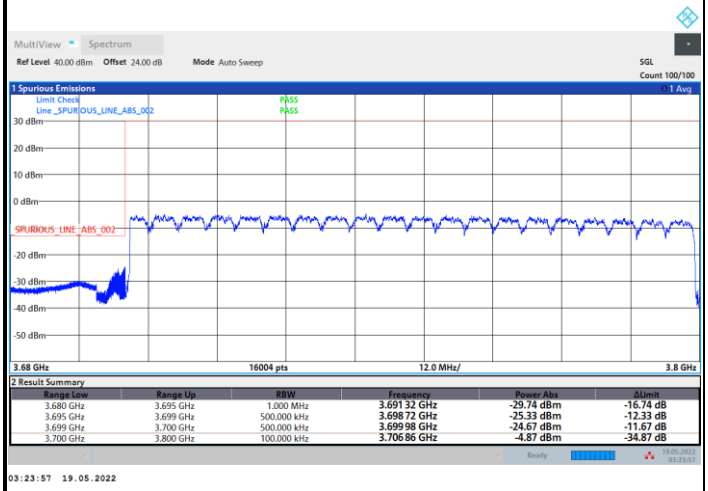	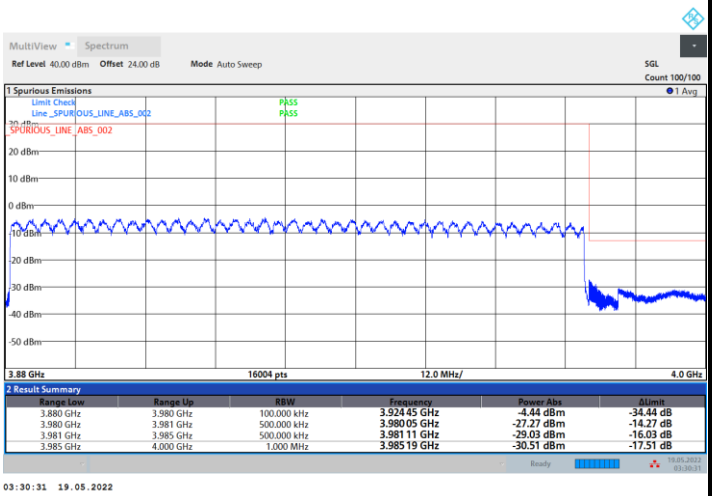

FR1 n77 / 100MHz / CP OFDM / 256QAM	
Lowest Band Edge / Full RB	**Highest Band Edge / Full RB**
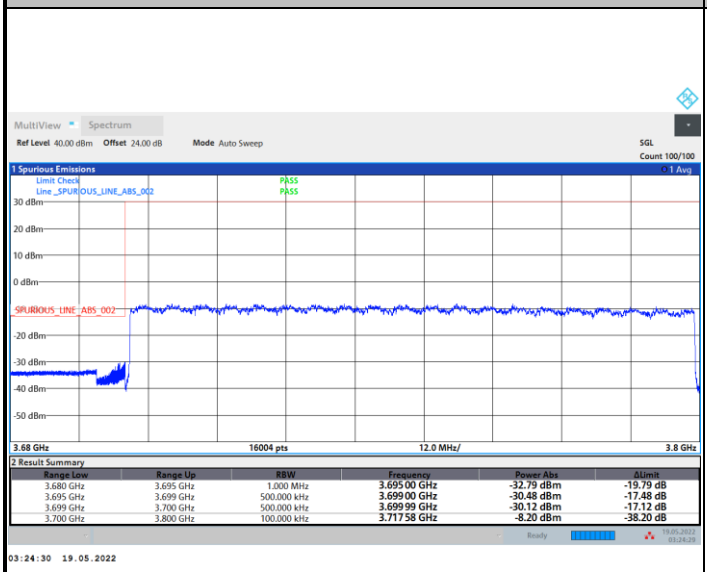	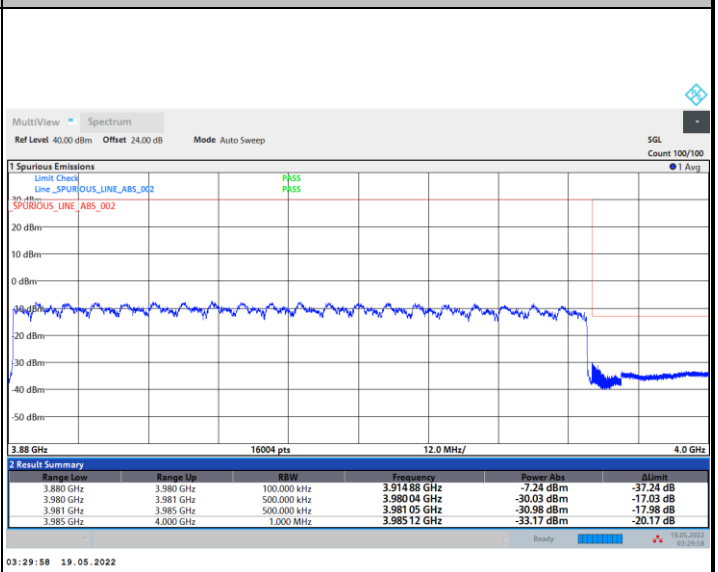

Conducted Spurious Emission

FR1 n77 / 10MHz / CP OFDM / QPSK / 1RB1

Lowest Channel

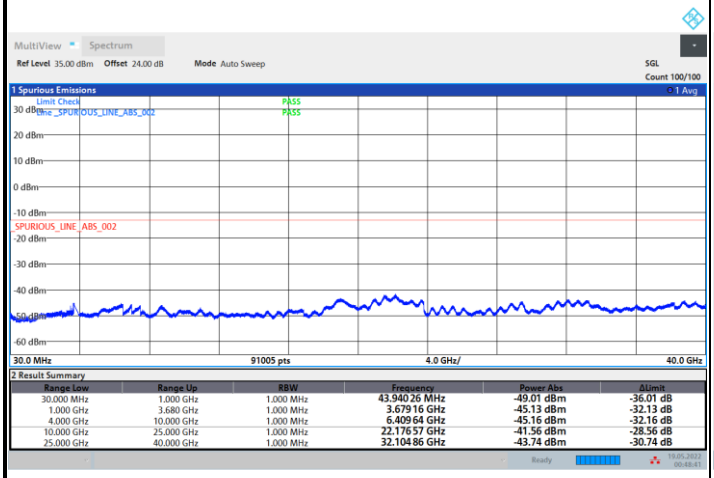

Middle Channel

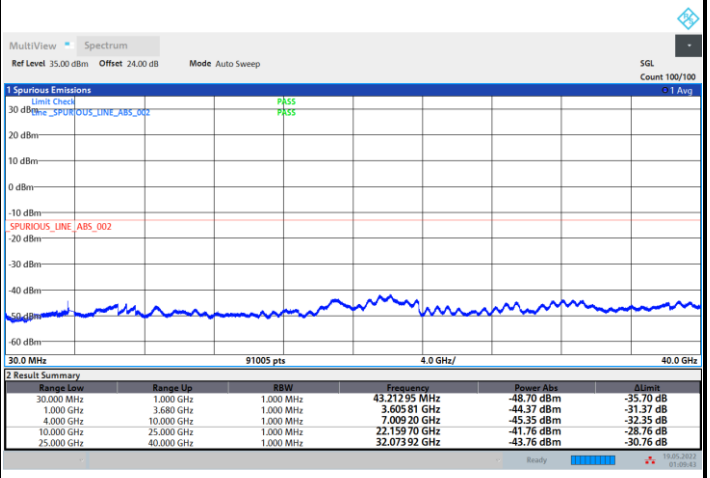

Highest Channel

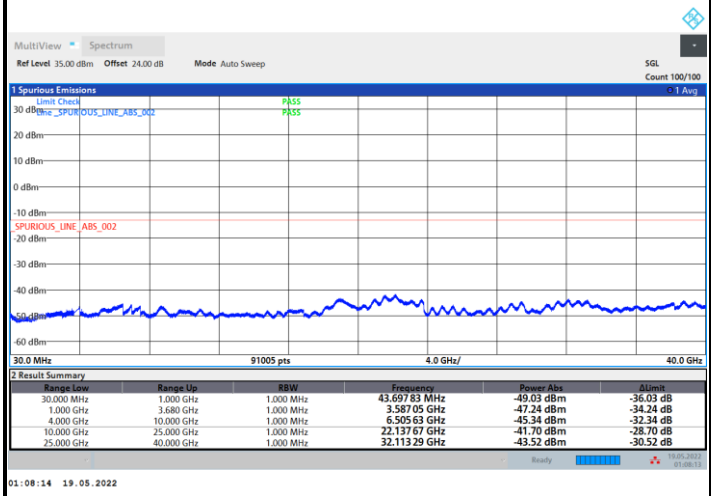

Frequency Stability

Test Conditions		FR1 n77 (QPSK) / Middle Channel	Limit
Temperature (°C)	Voltage (Volt)	BW 20MHz	Note 2.
		Deviation (ppm)	Result
50	Normal Voltage	0.0007	PASS
40	Normal Voltage	0.0006	
30	Normal Voltage	0.0020	
20(Ref.)	Normal Voltage	0.0000	
10	Normal Voltage	0.0040	
0	Normal Voltage	0.0038	
-10	Normal Voltage	0.0022	
-20	Normal Voltage	0.0006	
-30	Normal Voltage	0.0024	
20	Maximum Voltage	0.0002	
20	Normal Voltage	0.0000	
20	Battery End Point	0.0027	

Note:

1. Normal Voltage = 3.86 V.；Battery End Point (BEP) = 3.40 V.；Maximum Voltage = 4.45 V.
2. The frequency fundamental emissions stay within the authorized frequency block.

Appendix B. Test Results of Radiated Test

<Primary Antenna>

5G NR n77 PC2

5G NR n77 PC2 / 100MHz / PI/2 BPSK									
Channel	Frequency (MHz)	EIRP (dBm)	Limit (dBm)	Margin (dB)	SPA Reading (dBm)	S.G. Power (dBm)	TX Cable loss (dB)	TX Antenna Gain (dBi)	Polarization (H/V)
Lowest	7401	-41.11	-13	-28.11	-72.03	-48.42	1.94	11.40	H
	11102	-35.86	-13	-22.86	-72.71	-42.09	2.24	10.62	H
	14808	-28.65	-13	-15.65	-71.69	-36.69	2.58	12.78	H
	18506	-62.31	-13	-49.31	-74.19	-74.51	3.24	17.59	H
	22208	-60.48	-13	-47.48	-76.21	-73.67	3.52	18.86	H
	25909	-58.74	-13	-45.74	-77.56	-71.75	3.92	19.08	H
									H
	7401	-41.14	-13	-28.14	-72.15	-48.45	1.94	11.40	V
	11102	-36.16	-13	-23.16	-72.97	-42.39	2.24	10.62	V
	14808	-27.81	-13	-14.81	-71.97	-35.85	2.58	12.78	V
	18506	-62.61	-13	-49.61	-74.26	-74.81	3.24	17.59	V
	22208	-60.90	-13	-47.90	-76.23	-74.09	3.52	18.86	V
	25909	-58.70	-13	-45.70	-77.23	-71.71	3.92	19.08	V
									V

5G NR n77 PC2 / 100MHz / PI/2 BPSK									
Channel	Frequency (MHz)	EIRP (dBm)	Limit (dBm)	Margin (dB)	SPA Reading (dBm)	S.G. Power (dBm)	TX Cable loss (dB)	TX Antenna Gain (dBi)	Polarization (H/V)
Middle	7584	-41.98	-13	-28.98	-72.5	-49.47	1.89	11.54	H
	11375	-35.72	-13	-22.72	-72.87	-42.17	2.35	10.95	H
	15168	-29.00	-13	-16.00	-71.33	-38.19	2.60	13.94	H
	18954	-63.50	-13	-50.50	-75.07	-75.24	3.26	17.15	H
	22750	-60.05	-13	-47.05	-76.59	-73.05	3.56	18.70	H
	26539	-56.95	-13	-43.95	-76.64	-69.53	3.93	18.65	H
									H
	7584	-41.85	-13	-28.85	-72.54	-49.34	1.89	11.54	V
	11375	-35.44	-13	-22.44	-72.66	-41.89	2.35	10.95	V
	15168	-28.32	-13	-15.32	-71.73	-37.51	2.60	13.94	V
	18956	-63.55	-13	-50.55	-74.89	-75.29	3.26	17.14	V
	22750	-60.25	-13	-47.25	-76.4	-73.25	3.56	18.70	V
	26539	-57.17	-13	-44.17	-76.48	-69.75	3.93	18.65	V
									V
Highest	7763	-41.34	-13	-28.34	-72.09	-48.99	1.88	11.68	H
	11643	-34.31	-13	-21.31	-72.27	-41.31	2.46	11.61	H
	15522	-30.59	-13	-17.59	-71.49	-41.21	2.70	15.46	H
	19409	-62.64	-13	-49.64	-74.96	-74.69	3.23	17.43	H
	23288	-59.28	-13	-46.28	-76.39	-72.15	3.63	18.66	H
	27168	-56.89	-13	-43.89	-77.46	-70.18	3.93	19.37	H
									H
	7763	-40.75	-13	-27.75	-71.77	-48.40	1.88	11.68	V
	11643	-34.57	-13	-21.57	-72.45	-41.57	2.46	11.61	V
	15522	-30.31	-13	-17.31	-71.49	-40.93	2.70	15.46	V
	19409	-62.58	-13	-49.58	-74.64	-74.63	3.23	17.43	V
	23288	-59.39	-13	-46.39	-76.18	-72.26	3.63	18.66	V
	27168	-57.03	-13	-44.03	-77.24	-70.32	3.93	19.37	V
									V

Remark: Spurious emissions within 30-1000MHz were found more than 20dB below limit line.

<ASDIV Antenna>

5G NR n77 PC2

5G NR n77 PC2 / 100MHz / PI/2 BPSK									
Channel	Frequency (MHz)	EIRP (dBm)	Limit (dBm)	Margin (dB)	SPA Reading (dBm)	S.G. Power (dBm)	TX Cable loss (dB)	TX Antenna Gain (dBi)	Polarization (H/V)
Lowest	7401	-41.51	-13	-28.51	-72.43	-48.82	1.94	11.40	H
	11104	-36.36	-13	-23.36	-73.22	-42.59	2.24	10.62	H
	14808	-28.83	-13	-15.83	-71.87	-36.87	2.58	12.78	H
	18510	-62.65	-13	-49.65	-74.53	-74.85	3.24	17.59	H
	22208	-60.96	-13	-47.96	-76.69	-74.15	3.52	18.86	H
	25909	-58.82	-13	-45.82	-77.64	-71.83	3.92	19.08	H
									H
	7401	-41.56	-13	-28.56	-72.57	-48.87	1.94	11.40	V
	11104	-36.45	-13	-23.45	-73.26	-42.68	2.24	10.62	V
	14808	-27.46	-13	-14.46	-71.62	-35.50	2.58	12.78	V
	18510	-62.92	-13	-49.92	-74.57	-75.12	3.24	17.59	V
	22208	-61.17	-13	-48.17	-76.5	-74.36	3.52	18.86	V
	25909	-58.94	-13	-45.94	-77.47	-71.95	3.92	19.08	V
									V

5G NR n77 PC2 / 100MHz / PI/2 BPSK									
Channel	Frequency (MHz)	EIRP (dBm)	Limit (dBm)	Margin (dB)	SPA Reading (dBm)	S.G. Power (dBm)	TX Cable loss (dB)	TX Antenna Gain (dBi)	Polarization (H/V)
Middle	7584	-41.76	-13	-28.76	-72.28	-49.25	1.89	11.54	H
	11375	-35.49	-13	-22.49	-72.64	-41.94	2.35	10.95	H
	15168	-28.76	-13	-15.76	-71.09	-37.95	2.60	13.94	H
	18954	-63.40	-13	-50.40	-74.97	-75.14	3.26	17.15	H
	22750	-59.87	-13	-46.87	-76.41	-72.87	3.56	18.70	H
	26539	-57.34	-13	-44.34	-77.03	-69.92	3.93	18.65	H
									H
	7584	-41.90	-13	-28.90	-72.59	-49.39	1.89	11.54	V
	11375	-35.70	-13	-22.70	-72.92	-42.15	2.35	10.95	V
	15168	-27.99	-13	-14.99	-71.4	-37.18	2.60	13.94	V
	18954	-63.85	-13	-50.85	-75.19	-75.59	3.26	17.15	V
	22750	-60.49	-13	-47.49	-76.64	-73.49	3.56	18.70	V
	26539	-57.64	-13	-44.64	-76.94	-70.22	3.93	18.65	V
									V
Highest	7763	-41.39	-13	-28.39	-72.14	-49.04	1.88	11.68	H
	11644	-34.35	-13	-21.35	-72.32	-41.36	2.46	11.62	H
	15528	-30.47	-13	-17.47	-71.36	-41.10	2.70	15.48	H
	19409	-62.74	-13	-49.74	-75.06	-74.79	3.23	17.43	H
	23283	-59.36	-13	-46.36	-76.47	-72.23	3.63	18.66	H
	27169	-57.07	-13	-44.07	-77.64	-70.36	3.93	19.37	H
									H
	7763	-41.26	-13	-28.26	-72.28	-48.91	1.88	11.68	V
	11644	-34.71	-13	-21.71	-72.59	-41.72	2.46	11.62	V
	15528	-30.30	-13	-17.30	-71.46	-40.93	2.70	15.48	V
	19409	-63.21	-13	-50.21	-75.27	-75.26	3.23	17.43	V
	23283	-59.28	-13	-46.28	-76.07	-72.15	3.63	18.66	V
	27169	-56.76	-13	-43.76	-76.97	-70.05	3.93	19.37	V
									V

Remark: Spurious emissions within 30-1000MHz were found more than 20dB below limit line.

<MIMO Antenna>

5G NR n77 PC2

5G NR n77 MIMO PC2 / 100MHz / PI/2 BPSK									
Channel	Frequency (MHz)	ERP (dBm)	Limit (dBm)	Margin (dB)	SPA Reading (dBm)	S.G. Power (dBm)	TX Cable loss (dB)	TX Antenna Gain (dBi)	Polarization (H/V)
Lowest	7401	-41.11	-13	-28.11	-72.03	-48.42	1.94	11.40	H
	11102	-36.48	-13	-23.48	-73.34	-42.71	2.24	10.62	H
	14808	-28.53	-13	-15.53	-71.57	-36.57	2.58	12.78	H
	18510	-62.26	-13	-49.26	-74.14	-74.46	3.24	17.59	H
	22208	-59.43	-13	-46.43	-75.16	-72.62	3.52	18.86	H
	25914	-58.22	-13	-45.22	-77.05	-71.23	3.92	19.08	H
									H
	7401	-40.90	-13	-27.90	-71.91	-48.21	1.94	11.40	V
	11102	-36.45	-13	-23.45	-73.26	-42.68	2.24	10.62	V
	14808	-27.87	-13	-14.87	-72.03	-35.91	2.58	12.78	V
	18510	-62.38	-13	-49.38	-74.03	-74.58	3.24	17.59	V
	22208	-60.54	-13	-47.54	-75.87	-73.73	3.52	18.86	V
	25914	-58.54	-13	-45.54	-77.07	-71.55	3.92	19.08	V
									V

5G NR n77 MIMO PC2/ 100MHz / PI/2 BPSK									
Channel	Frequency (MHz)	ERP (dBm)	Limit (dBm)	Margin (dB)	SPA Reading (dBm)	S.G. Power (dBm)	TX Cable loss (dB)	TX Antenna Gain (dBi)	Polarization (H/V)
Middle	7584	-41.78	-13	-28.78	-72.3	-49.27	1.89	11.54	H
	11375	-35.52	-13	-22.52	-72.67	-41.97	2.35	10.95	H
	15168	-29.39	-13	-16.39	-71.72	-38.58	2.60	13.94	H
	18956	-63.57	-13	-50.57	-75.14	-75.31	3.26	17.14	H
	22748	-60.15	-13	-47.15	-76.68	-73.15	3.55	18.70	H
	26535	-57.02	-13	-44.02	-76.7	-69.59	3.93	18.65	H
									H
	7584	-41.77	-13	-28.77	-72.46	-49.26	1.89	11.54	V
	11375	-35.85	-13	-22.85	-73.07	-42.30	2.35	10.95	V
	15168	-27.96	-13	-14.96	-71.37	-37.15	2.60	13.94	V
	18956	-63.83	-13	-50.83	-75.17	-75.57	3.26	17.14	V
	22748	-60.57	-13	-47.57	-76.72	-73.57	3.55	18.70	V
	26535	-57.66	-13	-44.66	-76.96	-70.23	3.93	18.65	V
									V
Highest	7763	-41.31	-13	-28.31	-72.06	-48.96	1.88	11.68	H
	11643	-34.17	-13	-21.17	-72.14	-41.17	2.46	11.61	H
	15522	-30.62	-13	-17.62	-71.51	-41.24	2.70	15.46	H
	19409	-62.93	-13	-49.93	-75.25	-74.98	3.23	17.43	H
	23283	-58.72	-13	-45.72	-75.83	-71.59	3.63	18.66	H
	27169	-56.90	-13	-43.90	-77.47	-70.19	3.93	19.37	H
									H
	7763	-41.05	-13	-28.05	-72.07	-48.70	1.88	11.68	V
	11643	-34.44	-13	-21.44	-72.32	-41.44	2.46	11.61	V
	15522	-30.30	-13	-17.30	-71.48	-40.92	2.70	15.46	V
	19409	-63.04	-13	-50.04	-75.1	-75.09	3.23	17.43	V
	23288	-59.23	-13	-46.23	-76.01	-72.10	3.63	18.66	V
	27169	-57.20	-13	-44.20	-77.41	-70.49	3.93	19.37	V
									V

Remark: Spurious emissions within 30-1000MHz were found more than 20dB below limit line.

———THE END———