LTE Band 48C / 20MHz+5MHz

64QAM

Highest Channel / 1RB0 and 1RB24

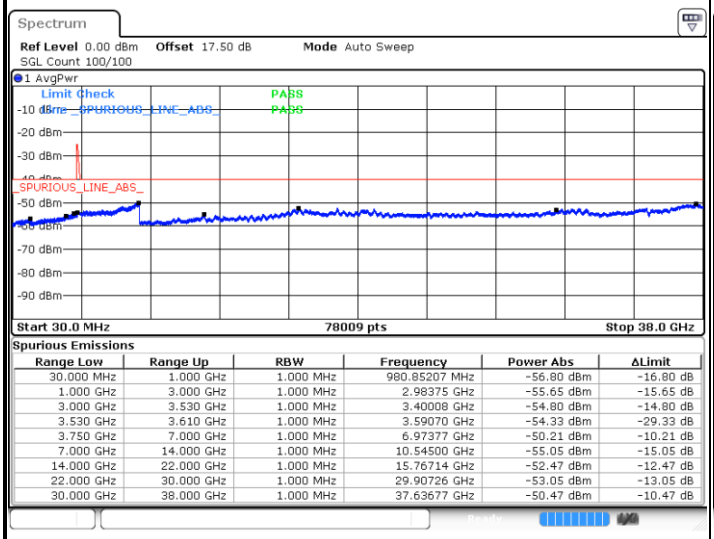

Spurious Emissions

Range Low	Range Up	RBW	Frequency	Power Abs	ΔLimit
30.000 MHz	1.000 GHz	1.000 MHz	980.85207 MHz	-56.80 dBm	-16.80 dB
1.000 GHz	3.000 GHz	1.000 MHz	2.98375 GHz	-55.65 dBm	-15.65 dB
3.000 GHz	3.530 GHz	1.000 MHz	3.40008 GHz	-54.80 dBm	-14.80 dB
3.530 GHz	3.610 GHz	1.000 MHz	3.59070 GHz	-54.33 dBm	-29.33 dB
3.750 GHz	7.000 GHz	1.000 MHz	6.97377 GHz	-50.21 dBm	-10.21 dB
7.000 GHz	14.000 GHz	1.000 MHz	10.54500 GHz	-55.05 dBm	-15.05 dB
14.000 GHz	22.000 GHz	1.000 MHz	15.76714 GHz	-52.47 dBm	-12.47 dB
22.000 GHz	30.000 GHz	1.000 MHz	29.90726 GHz	-53.05 dBm	-13.05 dB
30.000 GHz	38.000 GHz	1.000 MHz	37.63677 GHz	-50.47 dBm	-10.47 dB

Date: 22.MAY.2020 07:43:58

Highest Channel / 1RB99 and 1RB0

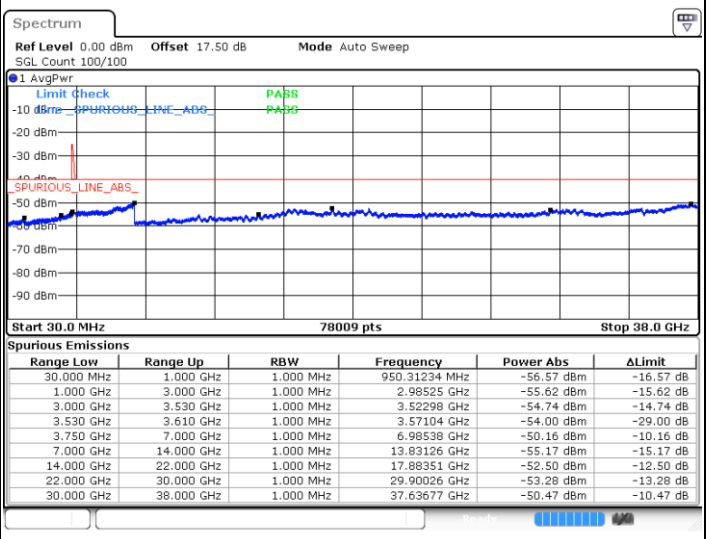

Spurious Emissions

Range Low	Range Up	RBW	Frequency	Power Abs	ΔLimit
30.000 MHz	1.000 GHz	1.000 MHz	950.31234 MHz	-56.57 dBm	-16.57 dB
1.000 GHz	3.000 GHz	1.000 MHz	2.98525 GHz	-55.62 dBm	-15.62 dB
3.000 GHz	3.530 GHz	1.000 MHz	3.52298 GHz	-54.74 dBm	-14.74 dB
3.530 GHz	3.610 GHz	1.000 MHz	3.57104 GHz	-54.00 dBm	-29.00 dB
3.750 GHz	7.000 GHz	1.000 MHz	6.98538 GHz	-50.16 dBm	-10.16 dB
7.000 GHz	14.000 GHz	1.000 MHz	13.83126 GHz	-55.17 dBm	-15.17 dB
14.000 GHz	22.000 GHz	1.000 MHz	17.88351 GHz	-52.50 dBm	-12.50 dB
22.000 GHz	30.000 GHz	1.000 MHz	29.90026 GHz	-53.28 dBm	-13.28 dB
30.000 GHz	38.000 GHz	1.000 MHz	37.63677 GHz	-50.47 dBm	-10.47 dB

Date: 22.MAY.2020 07:42:40

Highest Channel / FullRB

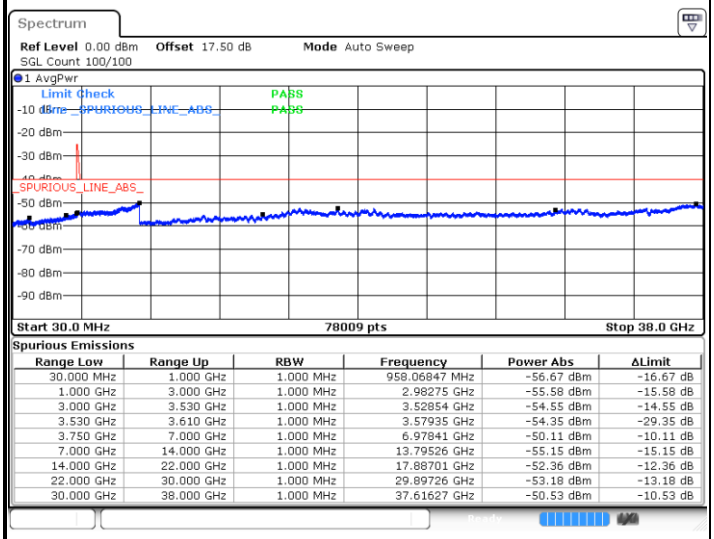

Spurious Emissions

Range Low	Range Up	RBW	Frequency	Power Abs	ΔLimit
30.000 MHz	1.000 GHz	1.000 MHz	958.06847 MHz	-56.67 dBm	-16.67 dB
1.000 GHz	3.000 GHz	1.000 MHz	2.98275 GHz	-55.58 dBm	-15.58 dB
3.000 GHz	3.530 GHz	1.000 MHz	3.52854 GHz	-54.55 dBm	-14.55 dB
3.530 GHz	3.610 GHz	1.000 MHz	3.57935 GHz	-54.35 dBm	-29.35 dB
3.750 GHz	7.000 GHz	1.000 MHz	6.97841 GHz	-50.11 dBm	-10.11 dB
7.000 GHz	14.000 GHz	1.000 MHz	13.79526 GHz	-55.15 dBm	-15.15 dB
14.000 GHz	22.000 GHz	1.000 MHz	17.88701 GHz	-52.36 dBm	-12.36 dB
22.000 GHz	30.000 GHz	1.000 MHz	29.89726 GHz	-53.18 dBm	-13.18 dB
30.000 GHz	38.000 GHz	1.000 MHz	37.61627 GHz	-50.53 dBm	-10.53 dB

Date: 22.MAY.2020 07:50:32

N/A

LTE Band 48C / 20MHz+10MHz

64QAM

Lowest Channel / 1RB0 and 1RB49

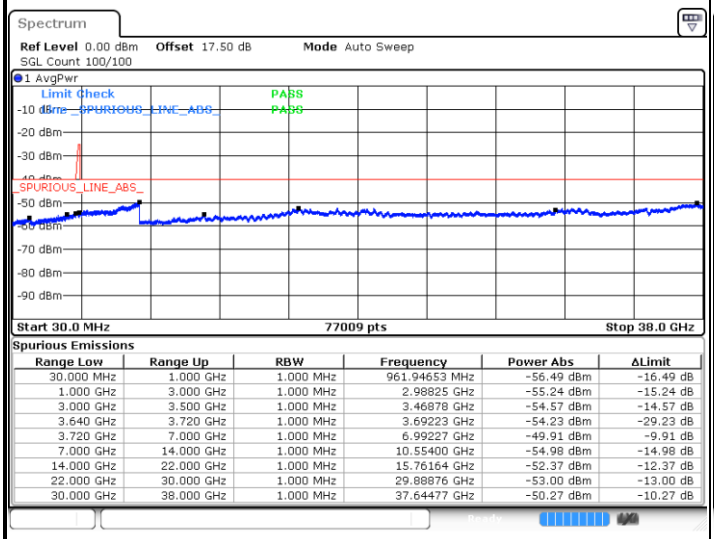

Spurious Emissions

Range Low	Range Up	RBW	Frequency	Power Abs	ΔLimit
30.000 MHz	1.000 GHz	1.000 MHz	961.94653 MHz	-56.49 dBm	-16.49 dB
1.000 GHz	3.000 GHz	1.000 MHz	2.98825 GHz	-55.24 dBm	-15.24 dB
3.000 GHz	3.500 GHz	1.000 MHz	3.46878 GHz	-54.57 dBm	-14.57 dB
3.640 GHz	3.720 GHz	1.000 MHz	3.69223 GHz	-54.23 dBm	-29.23 dB
3.720 GHz	7.000 GHz	1.000 MHz	6.99227 GHz	-49.91 dBm	-9.91 dB
7.000 GHz	14.000 GHz	1.000 MHz	10.55400 GHz	-54.98 dBm	-14.98 dB
14.000 GHz	22.000 GHz	1.000 MHz	15.76164 GHz	-52.37 dBm	-12.37 dB
22.000 GHz	30.000 GHz	1.000 MHz	29.88876 GHz	-53.00 dBm	-13.00 dB
30.000 GHz	38.000 GHz	1.000 MHz	37.64477 GHz	-50.27 dBm	-10.27 dB

Date: 23.MAY.2020 06:04:11

Lowest Channel / 1RB99 and 1RB0

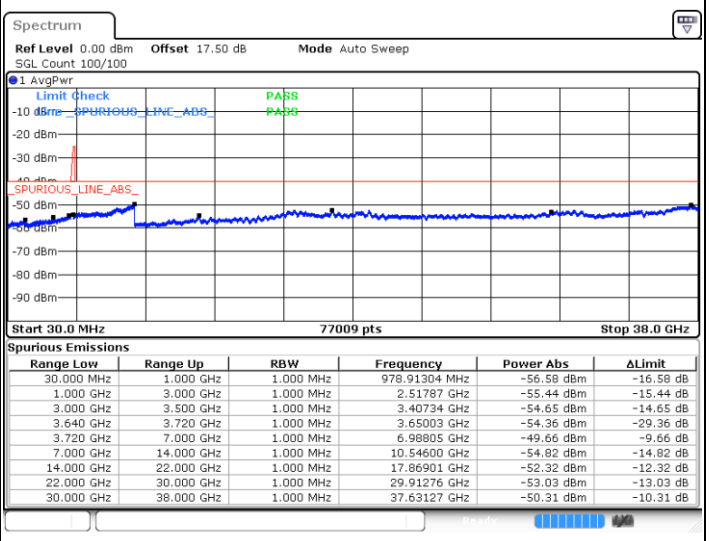

Spurious Emissions

Range Low	Range Up	RBW	Frequency	Power Abs	ΔLimit
30.000 MHz	1.000 GHz	1.000 MHz	978.91304 MHz	-56.58 dBm	-16.58 dB
1.000 GHz	3.000 GHz	1.000 MHz	2.51787 GHz	-55.44 dBm	-15.44 dB
3.000 GHz	3.500 GHz	1.000 MHz	3.40734 GHz	-54.65 dBm	-14.65 dB
3.640 GHz	3.720 GHz	1.000 MHz	3.65003 GHz	-54.36 dBm	-29.36 dB
3.720 GHz	7.000 GHz	1.000 MHz	6.98805 GHz	-49.66 dBm	-9.66 dB
7.000 GHz	14.000 GHz	1.000 MHz	10.54600 GHz	-54.82 dBm	-14.82 dB
14.000 GHz	22.000 GHz	1.000 MHz	17.86901 GHz	-52.32 dBm	-12.32 dB
22.000 GHz	30.000 GHz	1.000 MHz	29.91276 GHz	-53.03 dBm	-13.03 dB
30.000 GHz	38.000 GHz	1.000 MHz	37.63127 GHz	-50.31 dBm	-10.31 dB

Date: 23.MAY.2020 05:57:37

Lowest Channel / FullRB

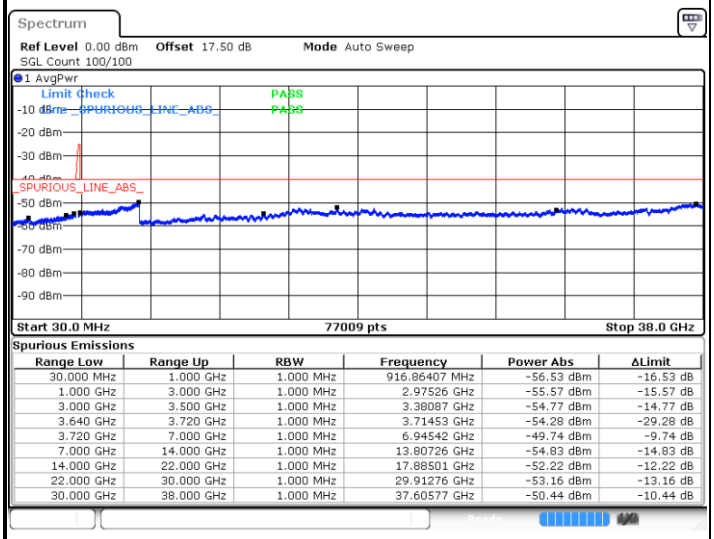

Spurious Emissions

Range Low	Range Up	RBW	Frequency	Power Abs	ΔLimit
30.000 MHz	1.000 GHz	1.000 MHz	916.86407 MHz	-56.53 dBm	-16.53 dB
1.000 GHz	3.000 GHz	1.000 MHz	2.97526 GHz	-55.57 dBm	-15.57 dB
3.000 GHz	3.500 GHz	1.000 MHz	3.38087 GHz	-54.77 dBm	-14.77 dB
3.640 GHz	3.720 GHz	1.000 MHz	3.71453 GHz	-54.28 dBm	-29.28 dB
3.720 GHz	7.000 GHz	1.000 MHz	6.94542 GHz	-49.74 dBm	-9.74 dB
7.000 GHz	14.000 GHz	1.000 MHz	13.80726 GHz	-54.83 dBm	-14.83 dB
14.000 GHz	22.000 GHz	1.000 MHz	17.88501 GHz	-52.22 dBm	-12.22 dB
22.000 GHz	30.000 GHz	1.000 MHz	29.91276 GHz	-53.16 dBm	-13.16 dB
30.000 GHz	38.000 GHz	1.000 MHz	37.60577 GHz	-50.44 dBm	-10.44 dB

Date: 23.MAY.2020 06:09:29

N/A

LTE Band 48C / 20MHz+10MHz

64QAM

Middle Channel / 1RB0 and 1RB49

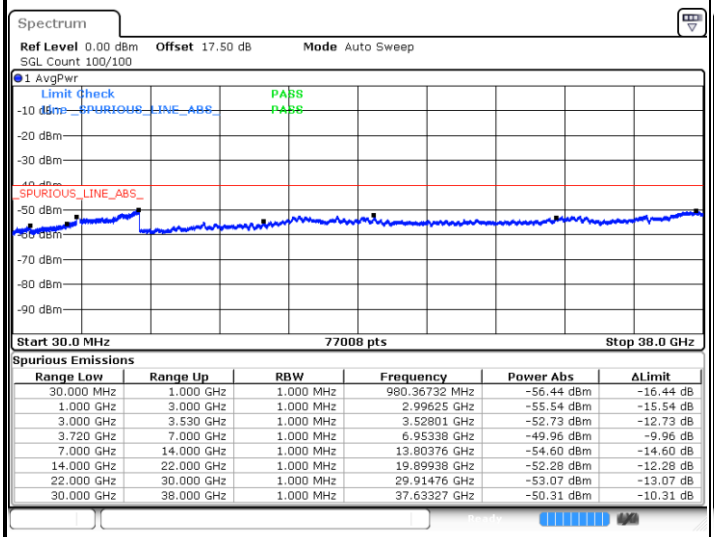

Spurious Emissions

Range Low	Range Up	RBW	Frequency	Power Abs	ΔLimit
30.000 MHz	1.000 GHz	1.000 MHz	980.36732 MHz	-56.44 dBm	-16.44 dB
1.000 GHz	3.000 GHz	1.000 MHz	2.99625 GHz	-55.54 dBm	-15.54 dB
3.000 GHz	3.530 GHz	1.000 MHz	3.52801 GHz	-52.73 dBm	-12.73 dB
3.720 GHz	7.000 GHz	1.000 MHz	6.95338 GHz	-49.96 dBm	-9.96 dB
7.000 GHz	14.000 GHz	1.000 MHz	13.80376 GHz	-54.60 dBm	-14.60 dB
14.000 GHz	22.000 GHz	1.000 MHz	19.89938 GHz	-52.28 dBm	-12.28 dB
22.000 GHz	30.000 GHz	1.000 MHz	29.91476 GHz	-53.07 dBm	-13.07 dB
30.000 GHz	38.000 GHz	1.000 MHz	37.63327 GHz	-50.31 dBm	-10.31 dB

Date: 23.MAY.2020 06:46:07

Middle Channel / 1RB99 and 1RB0

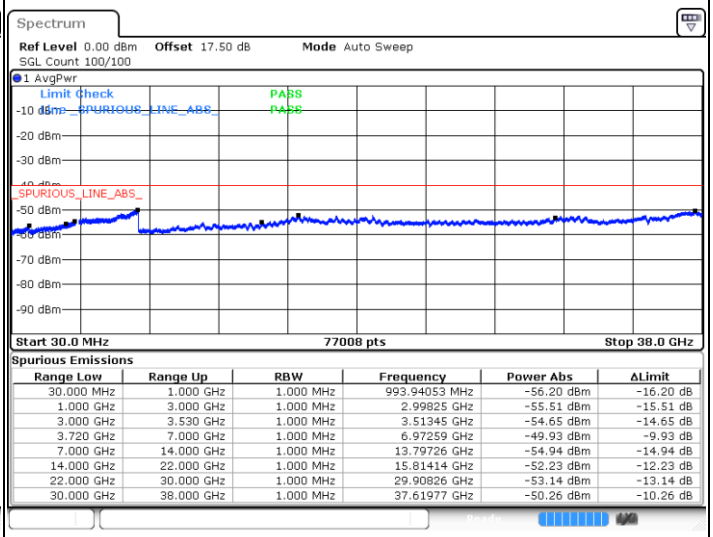

Spurious Emissions

Range Low	Range Up	RBW	Frequency	Power Abs	ΔLimit
30.000 MHz	1.000 GHz	1.000 MHz	993.94053 MHz	-56.20 dBm	-16.20 dB
1.000 GHz	3.000 GHz	1.000 MHz	2.99825 GHz	-55.51 dBm	-15.51 dB
3.000 GHz	3.530 GHz	1.000 MHz	3.51345 GHz	-54.65 dBm	-14.65 dB
3.720 GHz	7.000 GHz	1.000 MHz	6.97259 GHz	-49.93 dBm	-9.93 dB
7.000 GHz	14.000 GHz	1.000 MHz	13.79726 GHz	-54.94 dBm	-14.94 dB
14.000 GHz	22.000 GHz	1.000 MHz	15.81414 GHz	-52.23 dBm	-12.23 dB
22.000 GHz	30.000 GHz	1.000 MHz	29.90826 GHz	-53.14 dBm	-13.14 dB
30.000 GHz	38.000 GHz	1.000 MHz	37.61977 GHz	-50.26 dBm	-10.26 dB

Date: 23.MAY.2020 06:52:37

Middle Channel / FullRB

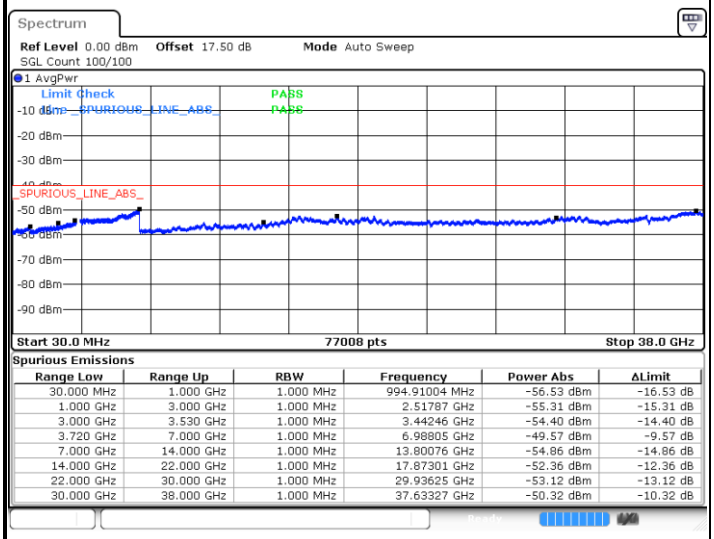

Spurious Emissions

Range Low	Range Up	RBW	Frequency	Power Abs	ΔLimit
30.000 MHz	1.000 GHz	1.000 MHz	994.91004 MHz	-56.53 dBm	-16.53 dB
1.000 GHz	3.000 GHz	1.000 MHz	2.51787 GHz	-55.31 dBm	-15.31 dB
3.000 GHz	3.530 GHz	1.000 MHz	3.44246 GHz	-54.40 dBm	-14.40 dB
3.720 GHz	7.000 GHz	1.000 MHz	6.98805 GHz	-49.57 dBm	-9.57 dB
7.000 GHz	14.000 GHz	1.000 MHz	13.80076 GHz	-54.86 dBm	-14.86 dB
14.000 GHz	22.000 GHz	1.000 MHz	17.87301 GHz	-52.36 dBm	-12.36 dB
22.000 GHz	30.000 GHz	1.000 MHz	29.93625 GHz	-53.12 dBm	-13.12 dB
30.000 GHz	38.000 GHz	1.000 MHz	37.63327 GHz	-50.32 dBm	-10.32 dB

Date: 23.MAY.2020 06:44:49

N/A

LTE Band 48C / 20MHz+10MHz

64QAM

Highest Channel / 1RB0 and 1RB49

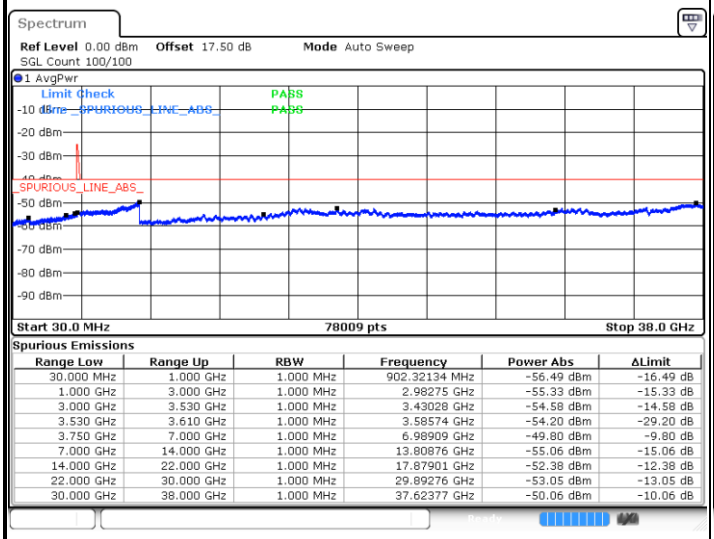

Spurious Emissions

Range Low	Range Up	RBW	Frequency	Power Abs	ΔLimit
30.000 MHz	1.000 GHz	1.000 MHz	902.32134 MHz	-56.49 dBm	-16.49 dB
1.000 GHz	3.000 GHz	1.000 MHz	2.98275 GHz	-55.33 dBm	-15.33 dB
3.000 GHz	3.530 GHz	1.000 MHz	3.43028 GHz	-54.58 dBm	-14.58 dB
3.530 GHz	3.610 GHz	1.000 MHz	3.58574 GHz	-54.20 dBm	-29.20 dB
3.750 GHz	7.000 GHz	1.000 MHz	6.98909 GHz	-49.80 dBm	-9.80 dB
7.000 GHz	14.000 GHz	1.000 MHz	13.80876 GHz	-55.06 dBm	-15.06 dB
14.000 GHz	22.000 GHz	1.000 MHz	17.87901 GHz	-52.38 dBm	-12.38 dB
22.000 GHz	30.000 GHz	1.000 MHz	29.89276 GHz	-53.05 dBm	-13.05 dB
30.000 GHz	38.000 GHz	1.000 MHz	37.62377 GHz	-50.06 dBm	-10.06 dB

Date: 23.MAY.2020 07:31:16

Highest Channel / 1RB99 and 1RB0

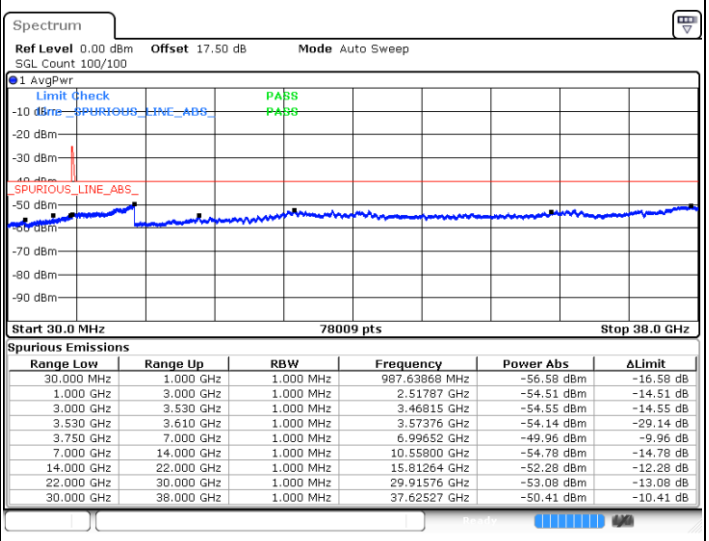

Spurious Emissions

Range Low	Range Up	RBW	Frequency	Power Abs	ΔLimit
30.000 MHz	1.000 GHz	1.000 MHz	987.63868 MHz	-56.58 dBm	-16.58 dB
1.000 GHz	3.000 GHz	1.000 MHz	2.51787 GHz	-54.51 dBm	-14.51 dB
3.000 GHz	3.530 GHz	1.000 MHz	3.46815 GHz	-54.55 dBm	-14.55 dB
3.530 GHz	3.610 GHz	1.000 MHz	3.57376 GHz	-54.14 dBm	-29.14 dB
3.750 GHz	7.000 GHz	1.000 MHz	6.99652 GHz	-49.96 dBm	-9.96 dB
7.000 GHz	14.000 GHz	1.000 MHz	10.55800 GHz	-54.78 dBm	-14.78 dB
14.000 GHz	22.000 GHz	1.000 MHz	15.81264 GHz	-52.28 dBm	-12.28 dB
22.000 GHz	30.000 GHz	1.000 MHz	29.91576 GHz	-53.08 dBm	-13.08 dB
30.000 GHz	38.000 GHz	1.000 MHz	37.62527 GHz	-50.41 dBm	-10.41 dB

Date: 23.MAY.2020 07:29:58

Highest Channel / FullRB

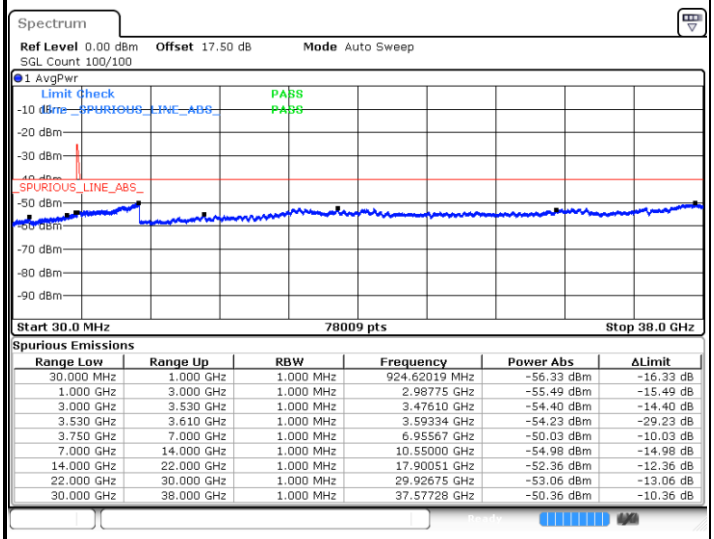

Spurious Emissions

Range Low	Range Up	RBW	Frequency	Power Abs	ΔLimit
30.000 MHz	1.000 GHz	1.000 MHz	924.62019 MHz	-56.33 dBm	-16.33 dB
1.000 GHz	3.000 GHz	1.000 MHz	2.98775 GHz	-55.49 dBm	-15.49 dB
3.000 GHz	3.530 GHz	1.000 MHz	3.47610 GHz	-54.40 dBm	-14.40 dB
3.530 GHz	3.610 GHz	1.000 MHz	3.59334 GHz	-54.23 dBm	-29.23 dB
3.750 GHz	7.000 GHz	1.000 MHz	6.95567 GHz	-50.03 dBm	-10.03 dB
7.000 GHz	14.000 GHz	1.000 MHz	10.55000 GHz	-54.98 dBm	-14.98 dB
14.000 GHz	22.000 GHz	1.000 MHz	17.90051 GHz	-52.36 dBm	-12.36 dB
22.000 GHz	30.000 GHz	1.000 MHz	29.92675 GHz	-53.06 dBm	-13.06 dB
30.000 GHz	38.000 GHz	1.000 MHz	37.57728 GHz	-50.36 dBm	-10.36 dB

Date: 23.MAY.2020 07:37:48

N/A

LTE Band 48C / 20MHz+15MHz

64QAM

Lowest Channel / 1RB0 and 1RB74

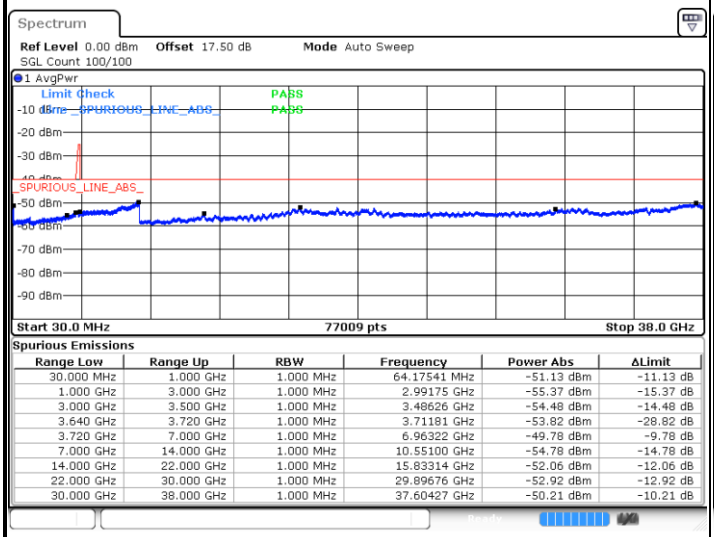

Spurious Emissions

Range Low	Range Up	RBW	Frequency	Power Abs	ΔLimit
30.000 MHz	1.000 GHz	1.000 MHz	64.17541 MHz	-51.13 dBm	-11.13 dB
1.000 GHz	3.000 GHz	1.000 MHz	2.99175 GHz	-55.37 dBm	-15.37 dB
3.000 GHz	3.500 GHz	1.000 MHz	3.48626 GHz	-54.48 dBm	-14.48 dB
3.640 GHz	3.720 GHz	1.000 MHz	3.71181 GHz	-53.82 dBm	-28.82 dB
3.720 GHz	7.000 GHz	1.000 MHz	6.96322 GHz	-49.78 dBm	-9.78 dB
7.000 GHz	14.000 GHz	1.000 MHz	10.55100 GHz	-54.78 dBm	-14.78 dB
14.000 GHz	22.000 GHz	1.000 MHz	15.83314 GHz	-52.06 dBm	-12.06 dB
22.000 GHz	30.000 GHz	1.000 MHz	29.89676 GHz	-52.92 dBm	-12.92 dB
30.000 GHz	38.000 GHz	1.000 MHz	37.60427 GHz	-50.21 dBm	-10.21 dB

Date: 26.MAY.2020 04:50:50

Lowest Channel / 1RB99 and 1RB0

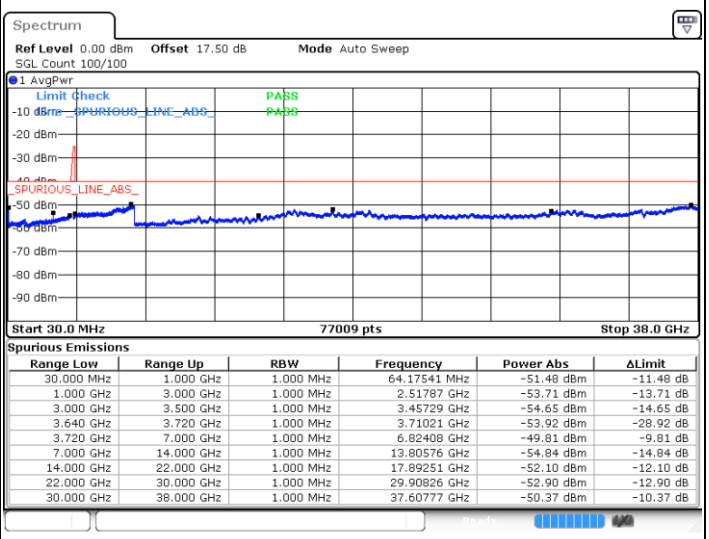

Spurious Emissions

Range Low	Range Up	RBW	Frequency	Power Abs	ΔLimit
30.000 MHz	1.000 GHz	1.000 MHz	64.17541 MHz	-51.48 dBm	-11.48 dB
1.000 GHz	3.000 GHz	1.000 MHz	2.51787 GHz	-53.71 dBm	-13.71 dB
3.000 GHz	3.500 GHz	1.000 MHz	3.45729 GHz	-54.65 dBm	-14.65 dB
3.640 GHz	3.720 GHz	1.000 MHz	3.71021 GHz	-53.92 dBm	-28.92 dB
3.720 GHz	7.000 GHz	1.000 MHz	6.82408 GHz	-49.81 dBm	-9.81 dB
7.000 GHz	14.000 GHz	1.000 MHz	13.80576 GHz	-54.84 dBm	-14.84 dB
14.000 GHz	22.000 GHz	1.000 MHz	17.89251 GHz	-52.10 dBm	-12.10 dB
22.000 GHz	30.000 GHz	1.000 MHz	29.90826 GHz	-52.90 dBm	-12.90 dB
30.000 GHz	38.000 GHz	1.000 MHz	37.60777 GHz	-50.37 dBm	-10.37 dB

Date: 26.MAY.2020 04:44:17

Lowest Channel / FullRB

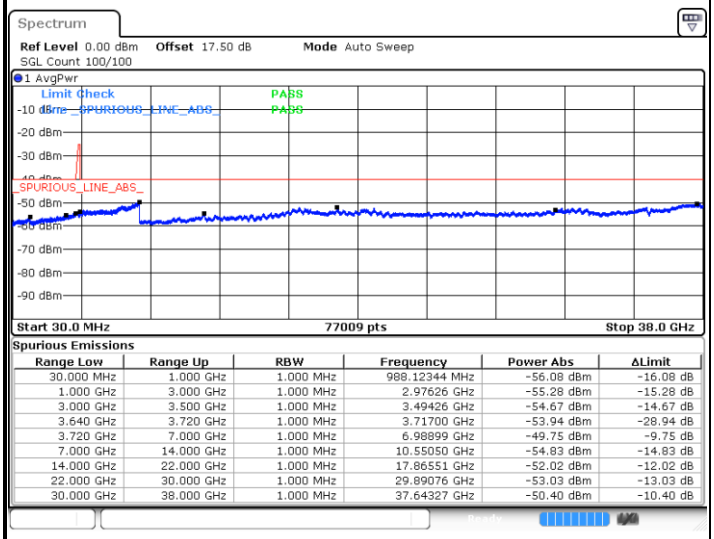

Spurious Emissions

Range Low	Range Up	RBW	Frequency	Power Abs	ΔLimit
30.000 MHz	1.000 GHz	1.000 MHz	988.12344 MHz	-56.08 dBm	-16.08 dB
1.000 GHz	3.000 GHz	1.000 MHz	2.97626 GHz	-55.28 dBm	-15.28 dB
3.000 GHz	3.500 GHz	1.000 MHz	3.49426 GHz	-54.67 dBm	-14.67 dB
3.640 GHz	3.720 GHz	1.000 MHz	3.71700 GHz	-53.94 dBm	-28.94 dB
3.720 GHz	7.000 GHz	1.000 MHz	6.98899 GHz	-49.75 dBm	-9.75 dB
7.000 GHz	14.000 GHz	1.000 MHz	10.55050 GHz	-54.83 dBm	-14.83 dB
14.000 GHz	22.000 GHz	1.000 MHz	17.86551 GHz	-52.02 dBm	-12.02 dB
22.000 GHz	30.000 GHz	1.000 MHz	29.89076 GHz	-53.03 dBm	-13.03 dB
30.000 GHz	38.000 GHz	1.000 MHz	37.64327 GHz	-50.40 dBm	-10.40 dB

Date: 26.MAY.2020 04:52:08

N/A

LTE Band 48C / 20MHz+15MHz

64QAM

Middle Channel / 1RB0 and 1RB74

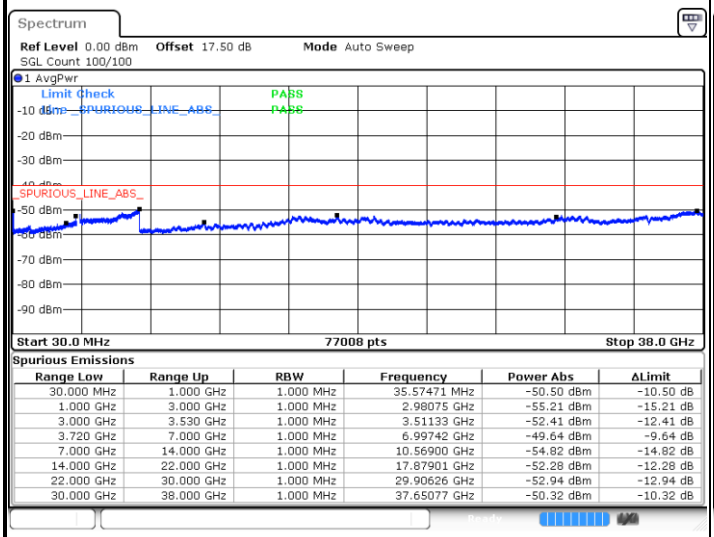

Spurious Emissions

Range Low	Range Up	RBW	Frequency	Power Abs	ΔLimit
30.000 MHz	1.000 GHz	1.000 MHz	35.57471 MHz	-50.50 dBm	-10.50 dB
1.000 GHz	3.000 GHz	1.000 MHz	2.98075 GHz	-55.21 dBm	-15.21 dB
3.000 GHz	3.530 GHz	1.000 MHz	3.51133 GHz	-52.41 dBm	-12.41 dB
3.720 GHz	7.000 GHz	1.000 MHz	6.99742 GHz	-49.64 dBm	-9.64 dB
7.000 GHz	14.000 GHz	1.000 MHz	10.56900 GHz	-54.82 dBm	-14.82 dB
14.000 GHz	22.000 GHz	1.000 MHz	17.87901 GHz	-52.28 dBm	-12.28 dB
22.000 GHz	30.000 GHz	1.000 MHz	29.90626 GHz	-52.94 dBm	-12.94 dB
30.000 GHz	38.000 GHz	1.000 MHz	37.65077 GHz	-50.32 dBm	-10.32 dB

Date: 26.MAY.2020 05:53:11

Middle Channel / 1RB99 and 1RB0

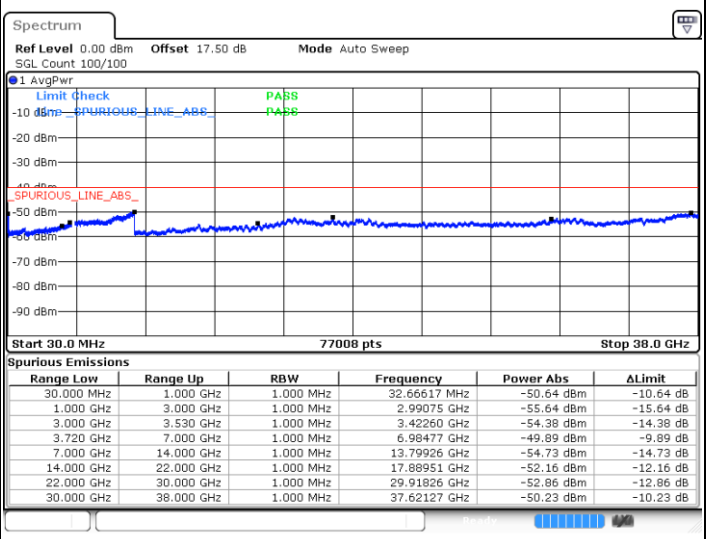

Spurious Emissions

Range Low	Range Up	RBW	Frequency	Power Abs	ΔLimit
30.000 MHz	1.000 GHz	1.000 MHz	32.66617 MHz	-50.64 dBm	-10.64 dB
1.000 GHz	3.000 GHz	1.000 MHz	2.99075 GHz	-55.64 dBm	-15.64 dB
3.000 GHz	3.530 GHz	1.000 MHz	3.42260 GHz	-54.38 dBm	-14.38 dB
3.720 GHz	7.000 GHz	1.000 MHz	6.98477 GHz	-49.89 dBm	-9.89 dB
7.000 GHz	14.000 GHz	1.000 MHz	13.79926 GHz	-54.73 dBm	-14.73 dB
14.000 GHz	22.000 GHz	1.000 MHz	17.88951 GHz	-52.16 dBm	-12.16 dB
22.000 GHz	30.000 GHz	1.000 MHz	29.91826 GHz	-52.86 dBm	-12.86 dB
30.000 GHz	38.000 GHz	1.000 MHz	37.62127 GHz	-50.23 dBm	-10.23 dB

Date: 26.MAY.2020 05:59:43

Middle Channel / FullRB

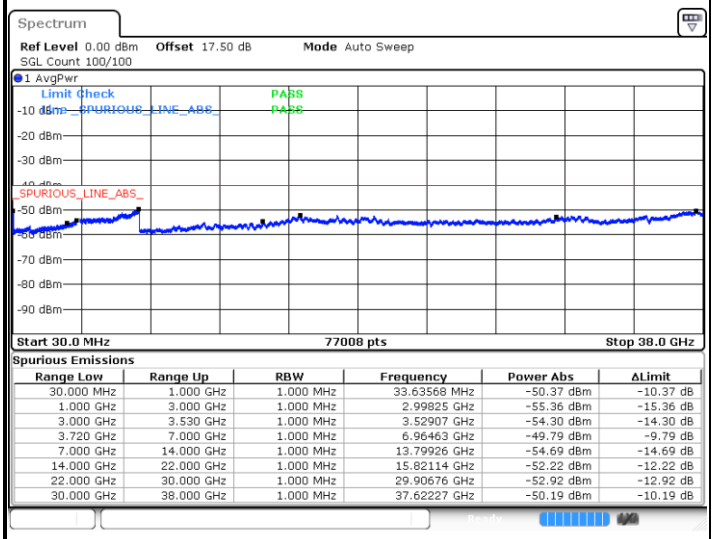

Spurious Emissions

Range Low	Range Up	RBW	Frequency	Power Abs	ΔLimit
30.000 MHz	1.000 GHz	1.000 MHz	33.63568 MHz	-50.37 dBm	-10.37 dB
1.000 GHz	3.000 GHz	1.000 MHz	2.99825 GHz	-55.36 dBm	-15.36 dB
3.000 GHz	3.530 GHz	1.000 MHz	3.52907 GHz	-54.30 dBm	-14.30 dB
3.720 GHz	7.000 GHz	1.000 MHz	6.96463 GHz	-49.79 dBm	-9.79 dB
7.000 GHz	14.000 GHz	1.000 MHz	13.79926 GHz	-54.69 dBm	-14.69 dB
14.000 GHz	22.000 GHz	1.000 MHz	15.82114 GHz	-52.22 dBm	-12.22 dB
22.000 GHz	30.000 GHz	1.000 MHz	29.90676 GHz	-52.92 dBm	-12.92 dB
30.000 GHz	38.000 GHz	1.000 MHz	37.62227 GHz	-50.19 dBm	-10.19 dB

Date: 26.MAY.2020 05:51:53

N/A

LTE Band 48C / 20MHz+15MHz

64QAM

Highest Channel / 1RB0 and 1RB74

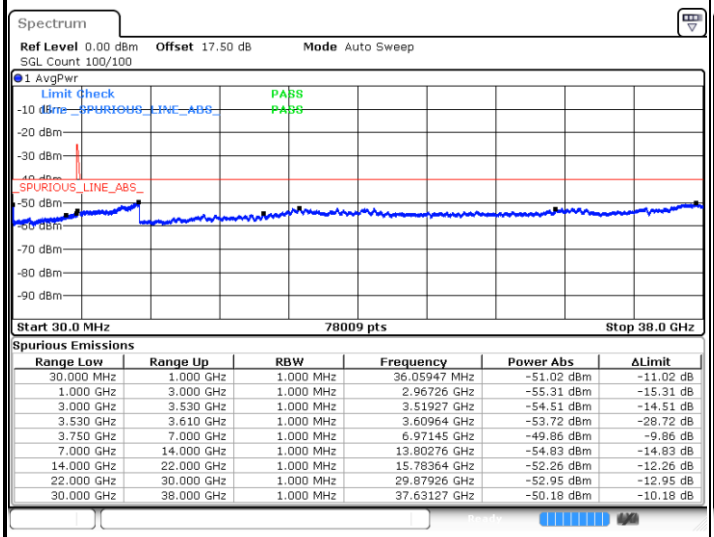

Spurious Emissions

Range Low	Range Up	RBW	Frequency	Power Abs	ΔLimit
30.000 MHz	1.000 GHz	1.000 MHz	36.05947 MHz	-51.02 dBm	-11.02 dB
1.000 GHz	3.000 GHz	1.000 MHz	2.96726 GHz	-55.31 dBm	-15.31 dB
3.000 GHz	3.530 GHz	1.000 MHz	3.51927 GHz	-54.51 dBm	-14.51 dB
3.530 GHz	3.610 GHz	1.000 MHz	3.60964 GHz	-53.72 dBm	-28.72 dB
3.750 GHz	7.000 GHz	1.000 MHz	6.97145 GHz	-49.86 dBm	-9.86 dB
7.000 GHz	14.000 GHz	1.000 MHz	13.80276 GHz	-54.83 dBm	-14.83 dB
14.000 GHz	22.000 GHz	1.000 MHz	15.78364 GHz	-52.26 dBm	-12.26 dB
22.000 GHz	30.000 GHz	1.000 MHz	29.87926 GHz	-52.95 dBm	-12.95 dB
30.000 GHz	38.000 GHz	1.000 MHz	37.63127 GHz	-50.18 dBm	-10.18 dB

Date: 26.MAY.2020 06:46:56

Highest Channel / 1RB99 and 1RB0

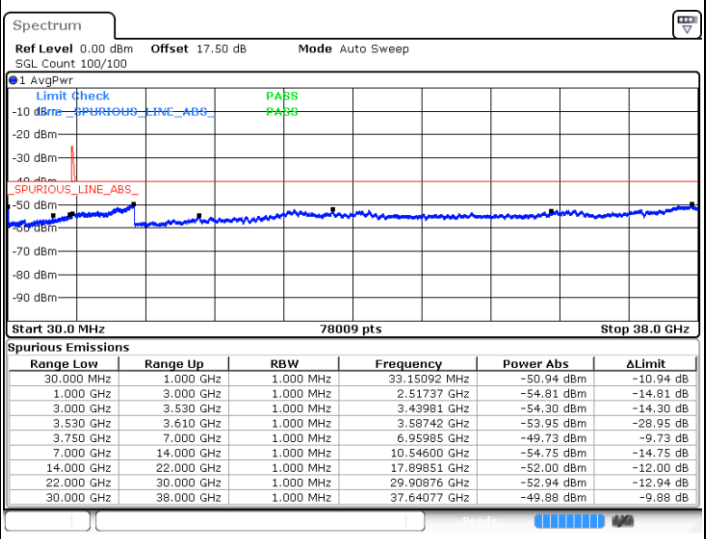

Spurious Emissions

Range Low	Range Up	RBW	Frequency	Power Abs	ΔLimit
30.000 MHz	1.000 GHz	1.000 MHz	33.15092 MHz	-50.94 dBm	-10.94 dB
1.000 GHz	3.000 GHz	1.000 MHz	2.51737 GHz	-54.81 dBm	-14.81 dB
3.000 GHz	3.530 GHz	1.000 MHz	3.43981 GHz	-54.30 dBm	-14.30 dB
3.530 GHz	3.610 GHz	1.000 MHz	3.58742 GHz	-53.95 dBm	-28.95 dB
3.750 GHz	7.000 GHz	1.000 MHz	6.95985 GHz	-49.73 dBm	-9.73 dB
7.000 GHz	14.000 GHz	1.000 MHz	10.54600 GHz	-54.75 dBm	-14.75 dB
14.000 GHz	22.000 GHz	1.000 MHz	17.89851 GHz	-52.00 dBm	-12.00 dB
22.000 GHz	30.000 GHz	1.000 MHz	29.90876 GHz	-52.94 dBm	-12.94 dB
30.000 GHz	38.000 GHz	1.000 MHz	37.64077 GHz	-49.88 dBm	-9.88 dB

Date: 26.MAY.2020 06:45:38

Highest Channel / FullRB

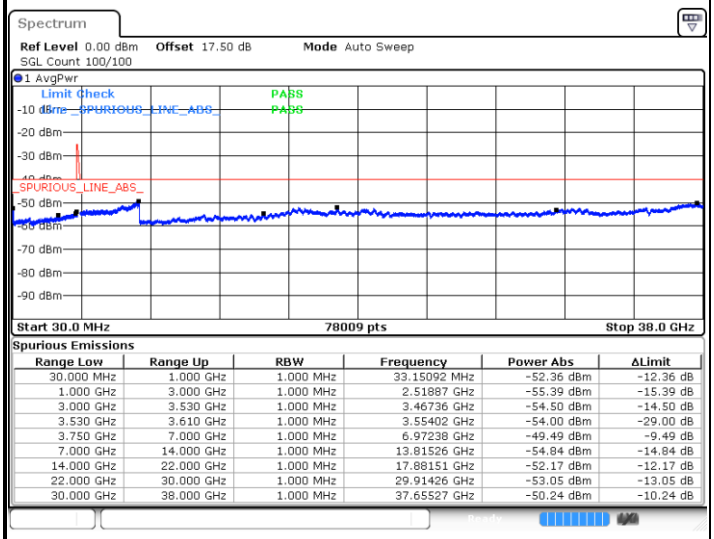

Spurious Emissions

Range Low	Range Up	RBW	Frequency	Power Abs	ΔLimit
30.000 MHz	1.000 GHz	1.000 MHz	33.15092 MHz	-52.36 dBm	-12.36 dB
1.000 GHz	3.000 GHz	1.000 MHz	2.51887 GHz	-55.39 dBm	-15.39 dB
3.000 GHz	3.530 GHz	1.000 MHz	3.46736 GHz	-54.50 dBm	-14.50 dB
3.530 GHz	3.610 GHz	1.000 MHz	3.55402 GHz	-54.00 dBm	-29.00 dB
3.750 GHz	7.000 GHz	1.000 MHz	6.97238 GHz	-49.49 dBm	-9.49 dB
7.000 GHz	14.000 GHz	1.000 MHz	13.81526 GHz	-54.84 dBm	-14.84 dB
14.000 GHz	22.000 GHz	1.000 MHz	17.88151 GHz	-52.17 dBm	-12.17 dB
22.000 GHz	30.000 GHz	1.000 MHz	29.91426 GHz	-53.05 dBm	-13.05 dB
30.000 GHz	38.000 GHz	1.000 MHz	37.65527 GHz	-50.24 dBm	-10.24 dB

Date: 26.MAY.2020 06:53:31

N/A

LTE Band 48C / 20MHz+20MHz

64QAM

Lowest Channel / 1RB0 and 1RB99

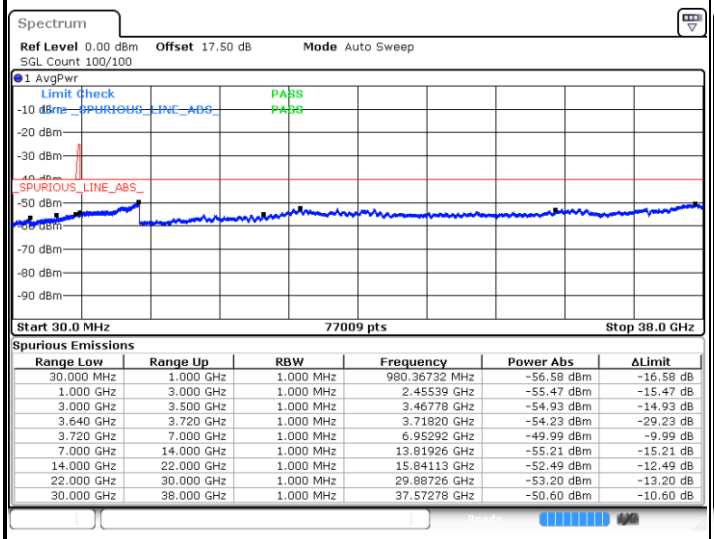

Spurious Emissions

Range Low	Range Up	RBW	Frequency	Power Abs	ΔLimit
30.000 MHz	1.000 GHz	1.000 MHz	980.36732 MHz	-56.58 dBm	-16.58 dB
1.000 GHz	3.000 GHz	1.000 MHz	2.45539 GHz	-55.47 dBm	-15.47 dB
3.000 GHz	3.500 GHz	1.000 MHz	3.46778 GHz	-54.93 dBm	-14.93 dB
3.640 GHz	3.720 GHz	1.000 MHz	3.71820 GHz	-54.23 dBm	-29.23 dB
3.720 GHz	7.000 GHz	1.000 MHz	6.95292 GHz	-49.99 dBm	-9.99 dB
7.000 GHz	14.000 GHz	1.000 MHz	13.81926 GHz	-55.21 dBm	-15.21 dB
14.000 GHz	22.000 GHz	1.000 MHz	15.84113 GHz	-52.49 dBm	-12.49 dB
22.000 GHz	30.000 GHz	1.000 MHz	29.88726 GHz	-53.20 dBm	-13.20 dB
30.000 GHz	38.000 GHz	1.000 MHz	37.57278 GHz	-50.60 dBm	-10.60 dB

Date: 22.MAY.2020 00:39:10

Lowest Channel / 1RB99 and 1RB0

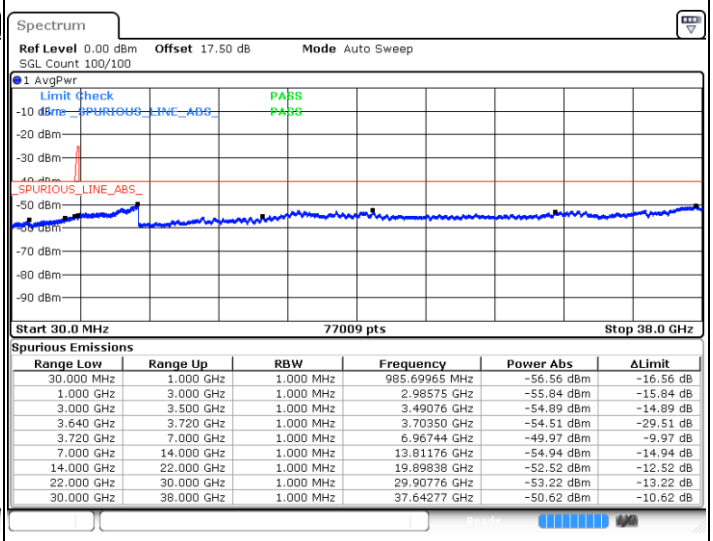

Spurious Emissions

Range Low	Range Up	RBW	Frequency	Power Abs	ΔLimit
30.000 MHz	1.000 GHz	1.000 MHz	985.69965 MHz	-56.56 dBm	-16.56 dB
1.000 GHz	3.000 GHz	1.000 MHz	2.98575 GHz	-55.84 dBm	-15.84 dB
3.000 GHz	3.500 GHz	1.000 MHz	3.49076 GHz	-54.89 dBm	-14.89 dB
3.640 GHz	3.720 GHz	1.000 MHz	3.70350 GHz	-54.51 dBm	-29.51 dB
3.720 GHz	7.000 GHz	1.000 MHz	6.96744 GHz	-49.97 dBm	-9.97 dB
7.000 GHz	14.000 GHz	1.000 MHz	13.81176 GHz	-54.94 dBm	-14.94 dB
14.000 GHz	22.000 GHz	1.000 MHz	19.89838 GHz	-52.52 dBm	-12.52 dB
22.000 GHz	30.000 GHz	1.000 MHz	29.90776 GHz	-53.22 dBm	-13.22 dB
30.000 GHz	38.000 GHz	1.000 MHz	37.64277 GHz	-50.62 dBm	-10.62 dB

Date: 22.MAY.2020 00:32:40

Lowest Channel / FullRB

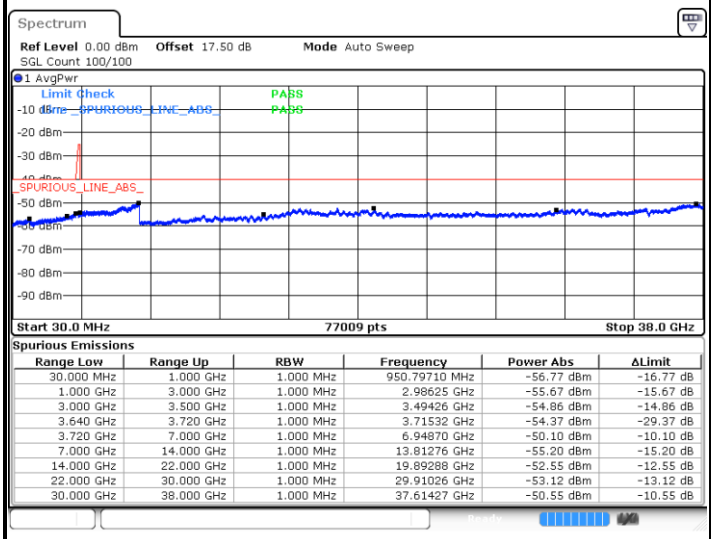

Spurious Emissions

Range Low	Range Up	RBW	Frequency	Power Abs	ΔLimit
30.000 MHz	1.000 GHz	1.000 MHz	950.79710 MHz	-56.77 dBm	-16.77 dB
1.000 GHz	3.000 GHz	1.000 MHz	2.98625 GHz	-55.67 dBm	-15.67 dB
3.000 GHz	3.500 GHz	1.000 MHz	3.49426 GHz	-54.86 dBm	-14.86 dB
3.640 GHz	3.720 GHz	1.000 MHz	3.71532 GHz	-54.37 dBm	-29.37 dB
3.720 GHz	7.000 GHz	1.000 MHz	6.94870 GHz	-50.10 dBm	-10.10 dB
7.000 GHz	14.000 GHz	1.000 MHz	13.81276 GHz	-55.20 dBm	-15.20 dB
14.000 GHz	22.000 GHz	1.000 MHz	19.89288 GHz	-52.55 dBm	-12.55 dB
22.000 GHz	30.000 GHz	1.000 MHz	29.91026 GHz	-53.12 dBm	-13.12 dB
30.000 GHz	38.000 GHz	1.000 MHz	37.61427 GHz	-50.55 dBm	-10.55 dB

Date: 22.MAY.2020 00:40:29

N/A

LTE Band 48C / 20MHz+20MHz

64QAM

MiddleChannel / 1RB0 and 1RB99

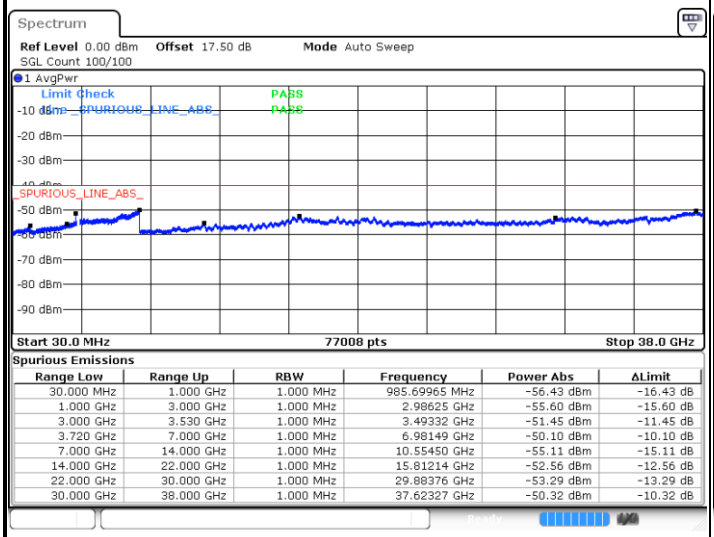

Spurious Emissions

Range Low	Range Up	RBW	Frequency	Power Abs	ΔLimit
30.000 MHz	1.000 GHz	1.000 MHz	985.69965 MHz	-56.43 dBm	-16.43 dB
1.000 GHz	3.000 GHz	1.000 MHz	2.98625 GHz	-55.60 dBm	-15.60 dB
3.000 GHz	3.530 GHz	1.000 MHz	3.49332 GHz	-51.45 dBm	-11.45 dB
3.720 GHz	7.000 GHz	1.000 MHz	6.98149 GHz	-50.10 dBm	-10.10 dB
7.000 GHz	14.000 GHz	1.000 MHz	10.55450 GHz	-55.11 dBm	-15.11 dB
14.000 GHz	22.000 GHz	1.000 MHz	15.81214 GHz	-52.56 dBm	-12.56 dB
22.000 GHz	30.000 GHz	1.000 MHz	29.88376 GHz	-53.29 dBm	-13.29 dB
30.000 GHz	38.000 GHz	1.000 MHz	37.62327 GHz	-50.32 dBm	-10.32 dB

Date: 22.MAY.2020 01:33:20

Middle Channel / 1RB99 and 1RB0

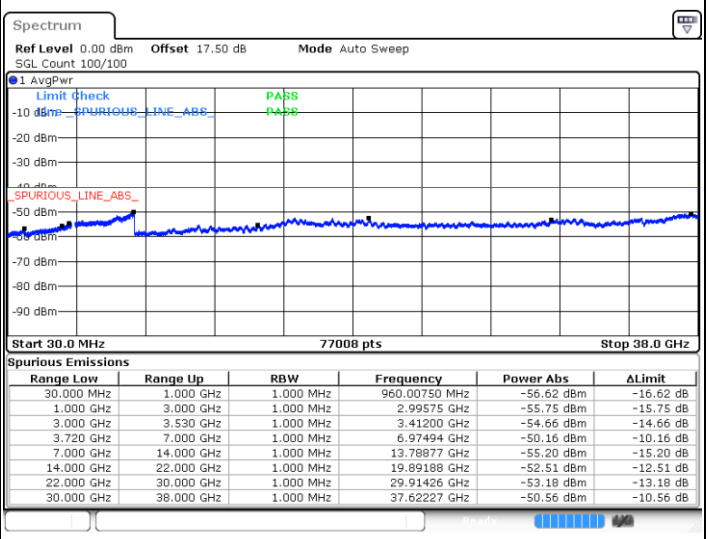

Spurious Emissions

Range Low	Range Up	RBW	Frequency	Power Abs	ΔLimit
30.000 MHz	1.000 GHz	1.000 MHz	960.00750 MHz	-56.62 dBm	-16.62 dB
1.000 GHz	3.000 GHz	1.000 MHz	2.99575 GHz	-55.75 dBm	-15.75 dB
3.000 GHz	3.530 GHz	1.000 MHz	3.41200 GHz	-54.66 dBm	-14.66 dB
3.720 GHz	7.000 GHz	1.000 MHz	6.97494 GHz	-50.16 dBm	-10.16 dB
7.000 GHz	14.000 GHz	1.000 MHz	13.78877 GHz	-55.20 dBm	-15.20 dB
14.000 GHz	22.000 GHz	1.000 MHz	19.89188 GHz	-52.51 dBm	-12.51 dB
22.000 GHz	30.000 GHz	1.000 MHz	29.91426 GHz	-53.18 dBm	-13.18 dB
30.000 GHz	38.000 GHz	1.000 MHz	37.62227 GHz	-50.56 dBm	-10.56 dB

Date: 22.MAY.2020 01:39:49

Middle Channel / FullRB

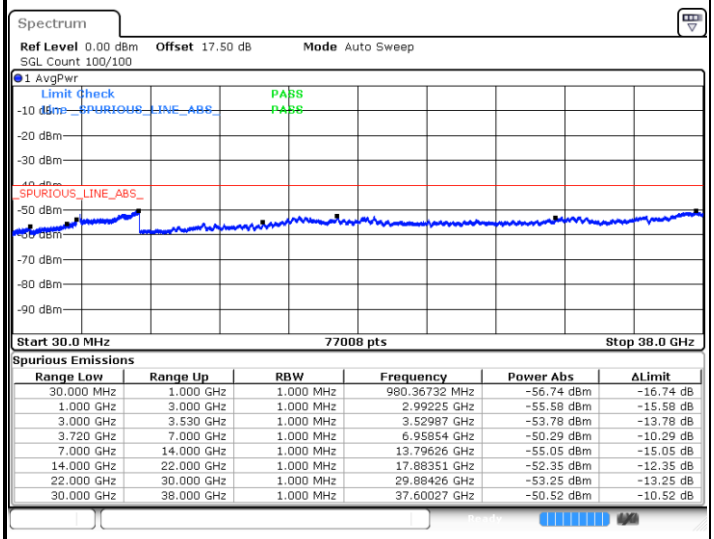

Spurious Emissions

Range Low	Range Up	RBW	Frequency	Power Abs	ΔLimit
30.000 MHz	1.000 GHz	1.000 MHz	980.36732 MHz	-56.74 dBm	-16.74 dB
1.000 GHz	3.000 GHz	1.000 MHz	2.99225 GHz	-55.58 dBm	-15.58 dB
3.000 GHz	3.530 GHz	1.000 MHz	3.52987 GHz	-53.78 dBm	-13.78 dB
3.720 GHz	7.000 GHz	1.000 MHz	6.95854 GHz	-50.29 dBm	-10.29 dB
7.000 GHz	14.000 GHz	1.000 MHz	13.79626 GHz	-55.05 dBm	-15.05 dB
14.000 GHz	22.000 GHz	1.000 MHz	17.88351 GHz	-52.35 dBm	-12.35 dB
22.000 GHz	30.000 GHz	1.000 MHz	29.88426 GHz	-53.25 dBm	-13.25 dB
30.000 GHz	38.000 GHz	1.000 MHz	37.60027 GHz	-50.52 dBm	-10.52 dB

Date: 22.MAY.2020 01:32:02

N/A

LTE Band 48C / 20MHz+20MHz

64QAM

Highest Channel / 1RB0 and 1RB99

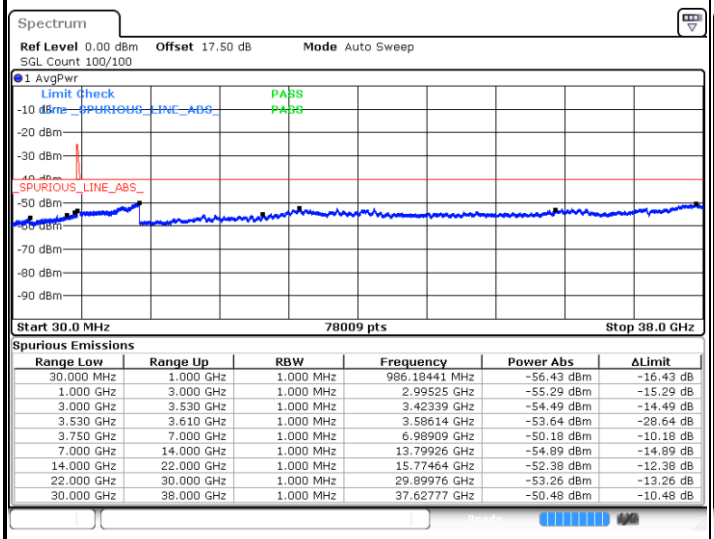

Spurious Emissions

Range Low	Range Up	RBW	Frequency	Power Abs	ΔLimit
30.000 MHz	1.000 GHz	1.000 MHz	986.18441 MHz	-56.43 dBm	-16.43 dB
1.000 GHz	3.000 GHz	1.000 MHz	2.99525 GHz	-55.29 dBm	-15.29 dB
3.000 GHz	3.530 GHz	1.000 MHz	3.42339 GHz	-54.49 dBm	-14.49 dB
3.530 GHz	3.610 GHz	1.000 MHz	3.58614 GHz	-53.64 dBm	-28.64 dB
3.750 GHz	7.000 GHz	1.000 MHz	6.98909 GHz	-50.18 dBm	-10.18 dB
7.000 GHz	14.000 GHz	1.000 MHz	13.79926 GHz	-54.89 dBm	-14.89 dB
14.000 GHz	22.000 GHz	1.000 MHz	15.77464 GHz	-52.38 dBm	-12.38 dB
22.000 GHz	30.000 GHz	1.000 MHz	29.89976 GHz	-53.26 dBm	-13.26 dB
30.000 GHz	38.000 GHz	1.000 MHz	37.62777 GHz	-50.48 dBm	-10.48 dB

Date: 22.MAY.2020 02:14:29

Highest Channel / 1RB99 and 1RB0

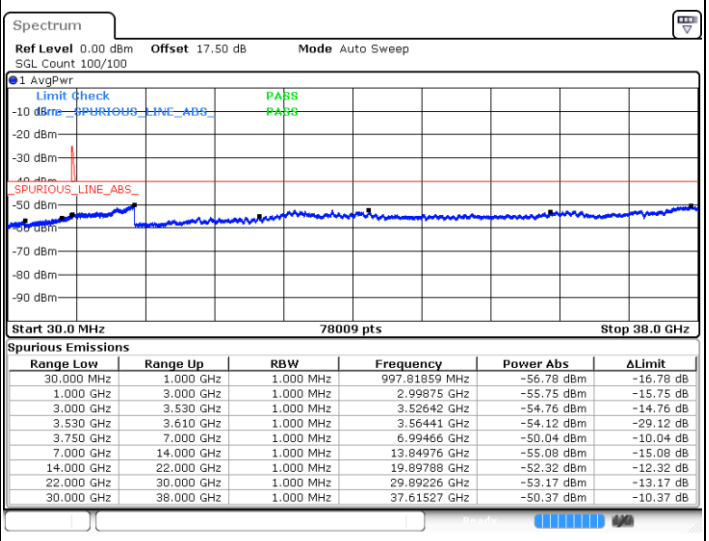

Spurious Emissions

Range Low	Range Up	RBW	Frequency	Power Abs	ΔLimit
30.000 MHz	1.000 GHz	1.000 MHz	997.81859 MHz	-56.78 dBm	-16.78 dB
1.000 GHz	3.000 GHz	1.000 MHz	2.99875 GHz	-55.75 dBm	-15.75 dB
3.000 GHz	3.530 GHz	1.000 MHz	3.52642 GHz	-54.76 dBm	-14.76 dB
3.530 GHz	3.610 GHz	1.000 MHz	3.56441 GHz	-54.12 dBm	-29.12 dB
3.750 GHz	7.000 GHz	1.000 MHz	6.99466 GHz	-50.04 dBm	-10.04 dB
7.000 GHz	14.000 GHz	1.000 MHz	13.84976 GHz	-55.08 dBm	-15.08 dB
14.000 GHz	22.000 GHz	1.000 MHz	19.89788 GHz	-52.32 dBm	-12.32 dB
22.000 GHz	30.000 GHz	1.000 MHz	29.89226 GHz	-53.17 dBm	-13.17 dB
30.000 GHz	38.000 GHz	1.000 MHz	37.61527 GHz	-50.37 dBm	-10.37 dB

Date: 22.MAY.2020 02:13:10

Highest Channel / FullRB

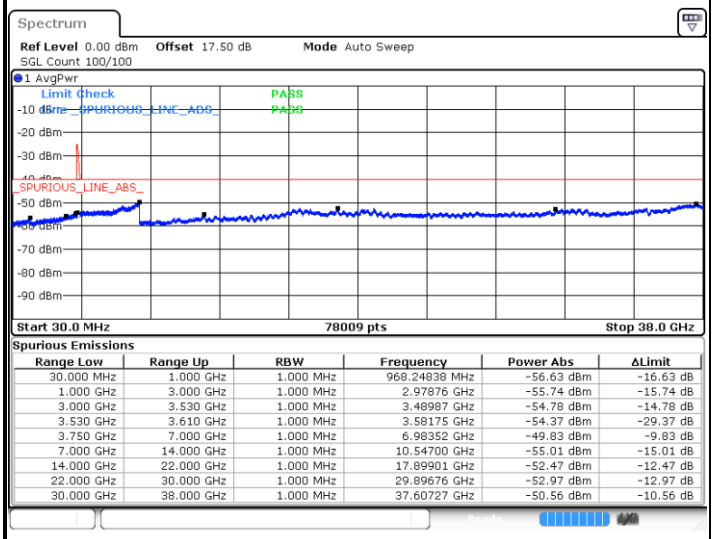

Spurious Emissions

Range Low	Range Up	RBW	Frequency	Power Abs	ΔLimit
30.000 MHz	1.000 GHz	1.000 MHz	968.24838 MHz	-56.63 dBm	-16.63 dB
1.000 GHz	3.000 GHz	1.000 MHz	2.97876 GHz	-55.74 dBm	-15.74 dB
3.000 GHz	3.530 GHz	1.000 MHz	3.48987 GHz	-54.78 dBm	-14.78 dB
3.530 GHz	3.610 GHz	1.000 MHz	3.58175 GHz	-54.37 dBm	-29.37 dB
3.750 GHz	7.000 GHz	1.000 MHz	6.98352 GHz	-49.83 dBm	-9.83 dB
7.000 GHz	14.000 GHz	1.000 MHz	10.54700 GHz	-55.01 dBm	-15.01 dB
14.000 GHz	22.000 GHz	1.000 MHz	17.89901 GHz	-52.47 dBm	-12.47 dB
22.000 GHz	30.000 GHz	1.000 MHz	29.89676 GHz	-52.97 dBm	-12.97 dB
30.000 GHz	38.000 GHz	1.000 MHz	37.60727 GHz	-50.56 dBm	-10.56 dB

Date: 22.MAY.2020 02:21:00

N/A

Appendix B. Test Results of EIRP and Radiated Test

EIRP

<Primary Antenna>

LTE Band 48 / 5MHz (Average) (GT - LC = -1.8 dB)							
Channel	Mode	RB		Conducted		EIRP	
		Size	Offset	Power (dBm)	Power (Watts)	EIRP(dBm)	EIRP(W)
Lowest	QPSK	1	0	20.81	0.1205	19.01	0.0796
Middle		1	0	24.41	0.2761	22.61	0.1824
Highest		1	0	20.92	0.1236	19.12	0.0817
Lowest	16QAM	1	0	19.99	0.0998	18.19	0.0659
Middle		1	0	23.67	0.2328	21.87	0.1538
Highest		1	0	19.91	0.0979	18.11	0.0647
Lowest	64QAM	1	0	18.73	0.0746	16.93	0.0493
Middle		1	0	22.22	0.1667	20.42	0.1102
Highest		1	0	18.77	0.0753	16.97	0.0498

LTE Band 48 / 10MHz (Average) (GT - LC = -1.8 dB)							
Channel	Mode	RB		Conducted		EIRP	
		Size	Offset	Power (dBm)	Power (Watts)	EIRP(dBm)	EIRP(W)
Lowest	QPSK	1	0	20.81	0.1205	19.01	0.0796
Middle		1	0	24.32	0.2704	22.52	0.1786
Highest		1	0	20.92	0.1236	19.12	0.0817
Lowest	16QAM	1	0	19.94	0.0986	18.14	0.0652
Middle		1	0	23.69	0.2339	21.89	0.1545
Highest		1	0	19.96	0.0991	18.16	0.0655
Lowest	64QAM	1	0	18.67	0.0736	16.87	0.0486
Middle		1	0	22.23	0.1671	20.43	0.1104
Highest		1	0	18.82	0.0762	17.02	0.0504

LTE Band 48 / 15MHz (Average) (GT - LC = -1.8 dB)							
Channel	Mode	RB		Conducted		EIRP	
		Size	Offset	Power (dBm)	Power (Watts)	EIRP(dBm)	EIRP(W)
Lowest	QPSK	1	0	20.82	0.1208	19.02	0.0798
Middle		1	0	24.40	0.2754	22.60	0.1820
Highest		1	0	20.87	0.1222	19.07	0.0807
Lowest	16QAM	1	0	19.96	0.0991	18.16	0.0655
Middle		1	0	23.66	0.2323	21.86	0.1535
Highest		1	0	19.96	0.0991	18.16	0.0655
Lowest	64QAM	1	0	18.73	0.0746	16.93	0.0493
Middle		1	0	22.24	0.1675	20.44	0.1107
Highest		1	0	18.82	0.0762	17.02	0.0504

LTE Band 48 / 20MHz (Average) (GT - LC = -1.8 dB)							
Channel	Mode	RB		Conducted		EIRP	
		Size	Offset	Power (dBm)	Power (Watts)	EIRP(dBm)	EIRP(W)
Lowest	QPSK	1	0	20.89	0.1227	19.09	0.0811
Middle		1	0	24.41	0.2761	22.61	0.1824
Highest		1	0	20.93	0.1239	19.13	0.0818
Lowest	16QAM	1	0	19.91	0.0979	18.11	0.0647
Middle		1	0	23.69	0.2339	21.89	0.1545
Highest		1	0	19.92	0.0982	18.12	0.0649
Lowest	64QAM	1	0	18.74	0.0748	16.94	0.0494
Middle		1	0	22.26	0.1683	20.46	0.1112
Highest		1	0	18.87	0.0771	17.07	0.0509

EIRP

LTE Band 48 / Conducted Power (dBm/10MHz)									
BW	1.4MHz			3MHz			5MHz		
Mod.	QPSK	16QAM	64QAM	QPSK	16QAM	64QAM	QPSK	16QAM	64QAM
Lowest CH	-	-	-	-	-	-	20.81	19.99	18.73
Middle CH	-	-	-	-	-	-	24.41	23.67	22.22
Highest CH	-	-	-	-	-	-	20.92	19.91	18.77
LTE Band 48 / Conducted Power (dBm/10MHz)									
BW	10MHz			15MHz			20MHz		
Mod.	QPSK	16QAM	64QAM	QPSK	16QAM	64QAM	QPSK	16QAM	64QAM
Lowest CH	20.81	19.94	18.67	20.82	19.96	18.73	20.89	19.91	18.74
Middle CH	24.32	23.69	22.23	24.40	23.66	22.24	24.41	23.69	22.26
Highest CH	20.92	19.96	18.82	20.87	19.96	18.82	20.93	19.92	18.87

LTE Band 48 / EIRP Power (dBm/10MHz)									
BW	1.4MHz			3MHz			5MHz		
Mod.	QPSK	16QAM	64QAM	QPSK	16QAM	64QAM	QPSK	16QAM	64QAM
Lowest CH	-	-	-	-	-	-	19.01	18.19	16.93
Middle CH	-	-	-	-	-	-	22.61	21.87	20.42
Highest CH	-	-	-	-	-	-	19.12	18.11	16.97
LTE Band 48 / EIRP Power (dBm/10MHz)									
BW	10MHz			15MHz			20MHz		
Mod.	QPSK	16QAM	64QAM	QPSK	16QAM	64QAM	QPSK	16QAM	64QAM
Lowest CH	19.01	18.14	16.87	19.02	18.16	16.93	19.09	18.11	16.94
Middle CH	22.52	21.89	20.43	22.60	21.86	20.44	22.61	21.89	20.46
Highest CH	19.12	18.16	17.02	19.07	18.16	17.02	19.13	18.12	17.07
Antenna Gain	-1.8 dBi								
Limit	23dBm / 10MHz								
Result	PASS								

LTE Band 48C_CA / 20 + 20 MHz (GT - LC = -1.8 dB)									
Channel	Mode	PCC RB		SCC RB		Conducted		EIRP	
		Size	Offset	Size	Offset	Power (dBm)	Power (Watts)	EIRP(dBm)	EIRP(W)
Lowest	QPSK	1	0	1	0	6.17	0.0041	4.37	0.0027
Middle		1	0	1	0	14.33	0.0271	12.53	0.0179
Highest		1	0	1	0	6.24	0.0042	4.44	0.0028
Lowest	16QAM	1	99	1	0	6.72	0.0047	4.92	0.0031
Middle		1	99	1	0	14.88	0.0308	13.08	0.0203
Highest		1	99	1	0	6.72	0.0047	4.92	0.0031
Lowest	64QAM	1	99	1	0	6.37	0.0043	4.57	0.0029
Middle		1	99	1	0	14.56	0.0286	12.76	0.0189
Highest		1	99	1	0	6.41	0.0044	4.61	0.0029
Limit	EIRP < 0.2W					Result		PASS	

LTE Band 48C_CA / 20 + 15 MHz (GT - LC = -1.8 dB)									
Channel	Mode	PCC RB		SCC RB		Conducted		EIRP	
		Size	Offset	Size	Offset	Power (dBm)	Power (Watts)	EIRP(dBm)	EIRP(W)
Lowest	QPSK	100	0	75	0	6.11	0.0041	4.31	0.0027
Middle		100	0	75	0	14.25	0.0266	12.45	0.0176
Highest		100	0	75	0	6.19	0.0042	4.39	0.0027
Lowest	16QAM	1	0	1	74	6.70	0.0047	4.90	0.0031
Middle		1	0	1	74	14.86	0.0306	13.06	0.0202
Highest		1	0	1	74	6.69	0.0047	4.89	0.0031
Lowest	64QAM	1	0	1	74	6.28	0.0042	4.48	0.0028
Middle		1	0	1	74	14.47	0.0280	12.67	0.0185
Highest		1	0	1	74	6.40	0.0044	4.60	0.0029
Limit	EIRP < 0.2W					Result		PASS	

LTE Band 48C_CA / 15 + 20 MHz (GT - LC = -1.8 dB)									
Channel	Mode	PCC RB		SCC RB		Conducted		EIRP	
		Size	Offset	Size	Offset	Power (dBm)	Power (Watts)	EIRP(dBm)	EIRP(W)
Lowest	QPSK	75	0	100	0	6.16	0.0041	4.36	0.0027
Middle		75	0	100	0	14.28	0.0268	12.48	0.0177
Highest		75	0	100	0	6.19	0.0042	4.39	0.0027
Lowest	16QAM	1	0	1	99	6.71	0.0047	4.91	0.0031
Middle		1	0	1	99	14.81	0.0303	13.01	0.0200
Highest		1	0	1	99	6.62	0.0046	4.82	0.0030
Lowest	64QAM	1	0	1	99	6.36	0.0043	4.56	0.0029
Middle		1	0	1	99	14.52	0.0283	12.72	0.0187
Highest		1	0	1	99	6.36	0.0043	4.56	0.0029
Limit	EIRP < 0.2W					Result		PASS	

LTE Band 48C_CA / 20 + 10 MHz (GT - LC = -1.8 dB)									
Channel	Mode	PCC RB		SCC RB		Conducted		EIRP	
		Size	Offset	Size	Offset	Power (dBm)	Power (Watts)	EIRP(dBm)	EIRP(W)
Lowest	QPSK	100	0	50	0	6.09	0.0041	4.29	0.0027
Middle		100	0	50	0	14.29	0.0269	12.49	0.0177
Highest		100	0	50	0	6.24	0.0042	4.44	0.0028
Lowest	16QAM	1	0	1	49	6.70	0.0047	4.90	0.0031
Middle		1	0	1	49	14.81	0.0303	13.01	0.0200
Highest		1	0	1	49	6.69	0.0047	4.89	0.0031
Lowest	64QAM	1	0	1	49	6.31	0.0043	4.51	0.0028
Middle		1	0	1	49	14.52	0.0283	12.72	0.0187
Highest		1	0	1	49	6.37	0.0043	4.57	0.0029
Limit	EIRP < 0.2W					Result		PASS	

LTE Band 48C_CA / 10 + 20 MHz (GT - LC = -1.8 dB)									
Channel	Mode	PCC RB		SCC RB		Conducted		EIRP	
		Size	Offset	Size	Offset	Power (dBm)	Power (Watts)	EIRP(dBm)	EIRP(W)
Lowest	QPSK	50	0	100	0	6.16	0.0041	4.36	0.0027
Middle		50	0	100	0	14.24	0.0265	12.44	0.0175
Highest		50	0	100	0	6.21	0.0042	4.41	0.0028
Lowest	16QAM	1	0	1	99	6.70	0.0047	4.90	0.0031
Middle		1	0	1	99	14.81	0.0303	13.01	0.0200
Highest		1	0	1	99	6.68	0.0047	4.88	0.0031
Lowest	64QAM	1	0	1	99	6.36	0.0043	4.56	0.0029
Middle		1	0	1	99	14.55	0.0285	12.75	0.0188
Highest		1	0	1	99	6.37	0.0043	4.57	0.0029
Limit	EIRP < 0.2W					Result		PASS	

LTE Band 48C_CA / 20 + 5 MHz (GT - LC = -1.8 dB)									
Channel	Mode	PCC RB		SCC RB		Conducted		EIRP	
		Size	Offset	Size	Offset	Power (dBm)	Power (Watts)	EIRP(dBm)	EIRP(W)
Lowest	QPSK	100	0	25	0	6.09	0.0041	4.29	0.0027
Middle		100	0	25	0	14.23	0.0265	12.43	0.0175
Highest		100	0	25	0	6.16	0.0041	4.36	0.0027
Lowest	16QAM	100	0	25	0	6.69	0.0047	4.89	0.0031
Middle		100	0	25	0	14.88	0.0308	13.08	0.0203
Highest		100	0	25	0	6.64	0.0046	4.84	0.0030
Lowest	64QAM	1	0	1	24	6.34	0.0043	4.54	0.0028
Middle		1	0	1	24	14.48	0.0281	12.68	0.0185
Highest		1	0	1	24	6.36	0.0043	4.56	0.0029
Limit	EIRP < 0.2W					Result		PASS	

LTE Band 48C_CA / 5 + 20 MHz (GT - LC = -1.8 dB)									
Channel	Mode	PCC		SCC		Conducted		EIRP	
		RB		RB					
		Size	Offset	Size	Offset	Power (dBm)	Power (Watts)	EIRP(dBm)	EIRP(W)
Lowest	QPSK	1	0	1	99	6.22	0.0042	4.42	0.0028
Middle		1	0	1	99	14.26	0.0267	12.46	0.0176
Highest		1	0	1	99	6.21	0.0042	4.41	0.0028
Lowest	16QAM	1	0	1	99	6.71	0.0047	4.91	0.0031
Middle		1	0	1	99	14.87	0.0307	13.07	0.0203
Highest		1	0	1	99	6.65	0.0046	4.85	0.0031
Lowest	64QAM	1	0	1	99	6.29	0.0043	4.49	0.0028
Middle		1	0	1	99	14.52	0.0283	12.72	0.0187
Highest		1	0	1	99	6.36	0.0043	4.56	0.0029
Limit	EIRP < 0.2W					Result		PASS	

<ASDIV Antenna>

LTE Band 48 / 5MHz (Average) (GT - LC = -4 dB)							
Channel	Mode	RB		Conducted		EIRP	
		Size	Offset	Power (dBm)	Power (Watts)	EIRP(dBm)	EIRP(W)
Lowest	QPSK	1	0	19.56	0.0904	15.56	0.0360
Middle		1	0	23.22	0.2099	19.22	0.0836
Highest		1	0	19.52	0.0895	15.52	0.0356
Lowest	16QAM	1	0	18.73	0.0746	14.73	0.0297
Middle		1	0	22.34	0.1714	18.34	0.0682
Highest		1	0	18.62	0.0728	14.62	0.0290
Lowest	64QAM	1	0	17.43	0.0553	13.43	0.0220
Middle		1	0	20.91	0.1233	16.91	0.0491
Highest		1	0	17.37	0.0546	13.37	0.0217

LTE Band 48 / 10MHz (Average) (GT - LC = -4 dB)							
Channel	Mode	RB		Conducted		EIRP	
		Size	Offset	Power (dBm)	Power (Watts)	EIRP(dBm)	EIRP(W)
Lowest	QPSK	1	0	19.64	0.0920	15.64	0.0366
Middle		1	0	23.28	0.2128	19.28	0.0847
Highest		1	0	19.43	0.0877	15.43	0.0349
Lowest	16QAM	1	0	18.73	0.0746	14.73	0.0297
Middle		1	0	22.35	0.1718	18.35	0.0684
Highest		1	0	18.61	0.0726	14.61	0.0289
Lowest	64QAM	1	0	17.38	0.0547	13.38	0.0218
Middle		1	0	20.88	0.1225	16.88	0.0488
Highest		1	0	17.39	0.0548	13.39	0.0218

LTE Band 48 / 15MHz (Average) (GT - LC = -4 dB)							
Channel	Mode	RB		Conducted		EIRP	
		Size	Offset	Power (dBm)	Power (Watts)	EIRP(dBm)	EIRP(W)
Lowest	QPSK	1	0	19.62	0.0916	15.62	0.0365
Middle		1	0	23.29	0.2133	19.29	0.0849
Highest		1	0	19.50	0.0891	15.50	0.0355
Lowest	16QAM	1	0	18.64	0.0731	14.64	0.0291
Middle		1	0	22.37	0.1726	18.37	0.0687
Highest		1	0	18.59	0.0723	14.59	0.0288
Lowest	64QAM	1	0	17.36	0.0545	13.36	0.0217
Middle		1	0	20.93	0.1239	16.93	0.0493
Highest		1	0	17.35	0.0543	13.35	0.0216

LTE Band 48 / 20MHz (Average) (GT - LC = -4 dB)							
Channel	Mode	RB		Conducted		EIRP	
		Size	Offset	Power (dBm)	Power (Watts)	EIRP(dBm)	EIRP(W)
Lowest	QPSK	1	0	19.65	0.0923	15.65	0.0367
Middle		1	0	23.31	0.2143	19.31	0.0853
Highest		1	0	19.53	0.0897	15.53	0.0357
Lowest	16QAM	1	0	18.74	0.0748	14.74	0.0298
Middle		1	0	22.40	0.1738	18.40	0.0692
Highest		1	0	18.67	0.0736	14.67	0.0293
Lowest	64QAM	1	0	17.45	0.0556	13.45	0.0221
Middle		1	0	20.94	0.1242	16.94	0.0494
Highest		1	0	17.44	0.0555	13.44	0.0221

EIRP

LTE Band 48 / Conducted Power (dBm/10MHz)									
BW	1.4MHz			3MHz			5MHz		
Mod.	QPSK	16QAM	64QAM	QPSK	16QAM	64QAM	QPSK	16QAM	64QAM
Lowest CH	-	-	-	-	-	-	19.56	18.73	17.43
Middle CH	-	-	-	-	-	-	23.22	22.34	20.91
Highest CH	-	-	-	-	-	-	19.52	18.62	17.37
LTE Band 48 / Conducted Power (dBm/10MHz)									
BW	10MHz			15MHz			20MHz		
Mod.	QPSK	16QAM	64QAM	QPSK	16QAM	64QAM	QPSK	16QAM	64QAM
Lowest CH	19.64	18.73	17.38	19.62	18.64	17.36	19.65	18.74	17.45
Middle CH	23.28	22.35	20.88	23.29	22.37	20.93	23.31	22.40	20.94
Highest CH	19.43	18.61	17.39	19.50	18.59	17.35	19.53	18.67	17.44

LTE Band 48 / EIRP Power (dBm/10MHz)									
BW	1.4MHz			3MHz			5MHz		
Mod.	QPSK	16QAM	64QAM	QPSK	16QAM	64QAM	QPSK	16QAM	64QAM
Lowest CH	-	-	-	-	-	-	15.56	14.73	13.43
Middle CH	-	-	-	-	-	-	19.22	18.34	16.91
Highest CH	-	-	-	-	-	-	15.52	14.62	13.37
LTE Band 48 / EIRP Power (dBm/10MHz)									
BW	10MHz			15MHz			20MHz		
Mod.	QPSK	16QAM	64QAM	QPSK	16QAM	64QAM	QPSK	16QAM	64QAM
Lowest CH	15.64	14.73	13.38	15.62	14.64	13.36	15.65	14.74	13.45
Middle CH	19.28	18.35	16.88	19.29	18.37	16.93	19.31	18.40	16.94
Highest CH	15.43	14.61	13.39	15.50	14.59	13.35	15.53	14.67	13.44
Antenna Gain	-4 dBi								
Limit	23dBm / 10MHz								
Result	PASS								

<ASDIV Antenna>

LTE Band 48C_CA / 20 + 20 MHz (GT - LC = -4 dB)									
Channel	Mode	PCC RB		SCC RB		Conducted		EIRP	
		Size	Offset	Size	Offset	Power (dBm)	Power (Watts)	EIRP(dBm)	EIRP(W)
Lowest	QPSK	1	0	1	0	3.31	0.0021	-0.69	0.0009
Middle		1	0	1	0	12.05	0.0160	8.05	0.0064
Highest		1	0	1	0	3.57	0.0023	-0.43	0.0009
Lowest	16QAM	1	99	1	0	3.68	0.0023	-0.32	0.0009
Middle		1	99	1	0	12.58	0.0181	8.58	0.0072
Highest		1	99	1	0	3.88	0.0024	-0.12	0.0010
Lowest	64QAM	1	99	1	0	3.51	0.0022	-0.49	0.0009
Middle		1	99	1	0	12.39	0.0173	8.39	0.0069
Highest		1	99	1	0	3.70	0.0023	-0.30	0.0009
Limit	EIRP < 0.2W					Result		PASS	

LTE Band 48C_CA / 20 + 15 MHz (GT - LC = -4 dB)									
Channel	Mode	PCC RB		SCC RB		Conducted		EIRP	
		Size	Offset	Size	Offset	Power (dBm)	Power (Watts)	EIRP(dBm)	EIRP(W)
Lowest	QPSK	100	0	75	0	3.31	0.0021	-0.69	0.0009
Middle		100	0	75	0	11.99	0.0158	7.99	0.0063
Highest		100	0	75	0	3.53	0.0023	-0.47	0.0009
Lowest	16QAM	1	0	1	74	3.62	0.0023	-0.38	0.0009
Middle		1	0	1	74	12.50	0.0178	8.50	0.0071
Highest		1	0	1	74	3.87	0.0024	-0.13	0.0010
Lowest	64QAM	1	0	1	74	3.41	0.0022	-0.59	0.0009
Middle		1	0	1	74	12.33	0.0171	8.33	0.0068
Highest		1	0	1	74	3.64	0.0023	-0.36	0.0009
Limit	EIRP < 0.2W					Result		PASS	

LTE Band 48C_CA / 15 + 20 MHz (GT - LC = -4 dB)									
Channel	Mode	PCC RB		SCC RB		Conducted		EIRP	
		Size	Offset	Size	Offset	Power (dBm)	Power (Watts)	EIRP(dBm)	EIRP(W)
Lowest	QPSK	1	0	1	99	3.35	0.0022	-0.65	0.0009
Middle		1	0	1	99	12.00	0.0158	8.00	0.0063
Highest		1	0	1	99	3.33	0.0022	-0.67	0.0009
Lowest	16QAM	1	0	1	99	3.63	0.0023	-0.37	0.0009
Middle		1	0	1	99	12.57	0.0181	8.57	0.0072
Highest		1	0	1	99	3.86	0.0024	-0.14	0.0010
Lowest	64QAM	1	0	1	99	3.46	0.0022	-0.54	0.0009
Middle		1	0	1	99	12.34	0.0171	8.34	0.0068
Highest		1	0	1	99	3.65	0.0023	-0.35	0.0009
Limit	EIRP < 0.2W					Result		PASS	

LTE Band 48C_CA / 20 + 10 MHz (GT - LC = -4 dB)									
Channel	Mode	PCC RB		SCC RB		Conducted		EIRP	
		Size	Offset	Size	Offset	Power (dBm)	Power (Watts)	EIRP(dBm)	EIRP(W)
Lowest	QPSK	100	0	50	0	3.21	0.0021	-0.79	0.0008
Middle		100	0	50	0	12.00	0.0158	8.00	0.0063
Highest		100	0	50	0	3.53	0.0023	-0.47	0.0009
Lowest	16QAM	1	0	1	49	3.61	0.0023	-0.39	0.0009
Middle		1	0	1	49	12.52	0.0179	8.52	0.0071
Highest		1	0	1	49	3.88	0.0024	-0.12	0.0010
Lowest	64QAM	1	0	1	49	3.48	0.0022	-0.52	0.0009
Middle		1	0	1	49	12.34	0.0171	8.34	0.0068
Highest		1	0	1	49	3.68	0.0023	-0.32	0.0009
Limit	EIRP < 0.2W					Result		PASS	

LTE Band 48C_CA / 10 + 20 MHz (GT - LC = -4 dB)									
Channel	Mode	PCC RB		SCC RB		Conducted		EIRP	
		Size	Offset	Size	Offset	Power (dBm)	Power (Watts)	EIRP(dBm)	EIRP(W)
Lowest	QPSK	50	0	100	0	3.25	0.0021	-0.75	0.0008
Middle		50	0	100	0	12.00	0.0158	8.00	0.0063
Highest		50	0	100	0	3.52	0.0022	-0.48	0.0009
Lowest	16QAM	1	0	1	99	3.61	0.0023	-0.39	0.0009
Middle		1	0	1	99	12.55	0.0180	8.55	0.0072
Highest		1	0	1	99	3.84	0.0024	-0.16	0.0010
Lowest	64QAM	1	0	1	99	3.48	0.0022	-0.52	0.0009
Middle		1	0	1	99	12.30	0.0170	8.30	0.0068
Highest		1	0	1	99	3.61	0.0023	-0.39	0.0009
Limit	EIRP < 0.2W					Result		PASS	

LTE Band 48C_CA / 20 + 5 MHz (GT - LC = -4 dB)									
Channel	Mode	PCC RB		SCC RB		Conducted		EIRP	
		Size	Offset	Size	Offset	Power (dBm)	Power (Watts)	EIRP(dBm)	EIRP(W)
Lowest	QPSK	100	0	25	0	3.27	0.0021	-0.73	0.0008
Middle		100	0	25	0	11.97	0.0157	7.97	0.0063
Highest		100	0	25	0	3.54	0.0023	-0.46	0.0009
Lowest	16QAM	100	0	25	0	3.61	0.0023	-0.39	0.0009
Middle		100	0	25	0	12.52	0.0179	8.52	0.0071
Highest		100	0	25	0	3.86	0.0024	-0.14	0.0010
Lowest	64QAM	1	0	1	24	3.50	0.0022	-0.50	0.0009
Middle		1	0	1	24	12.33	0.0171	8.33	0.0068
Highest		1	0	1	24	3.63	0.0023	-0.37	0.0009
Limit	EIRP < 0.2W					Result		PASS	

LTE Band 48C_CA / 5 + 20 MHz (GT - LC = -4 dB)									
Channel	Mode	PCC RB		SCC RB		Conducted		EIRP	
		Size	Offset	Size	Offset	Power (dBm)	Power (Watts)	EIRP(dBm)	EIRP(W)
Lowest	QPSK	25	0	100	0	3.25	0.0021	-0.75	0.0008
Middle		25	0	100	0	11.95	0.0157	7.95	0.0062
Highest		25	0	100	0	3.53	0.0023	-0.47	0.0009
Lowest	16QAM	1	0	1	99	3.59	0.0023	-0.41	0.0009
Middle		1	0	1	99	12.52	0.0179	8.52	0.0071
Highest		1	0	1	99	3.85	0.0024	-0.15	0.0010
Lowest	64QAM	1	0	1	99	3.50	0.0022	-0.50	0.0009
Middle		1	0	1	99	12.38	0.0173	8.38	0.0069
Highest		1	0	1	99	3.63	0.0023	-0.37	0.0009
Limit	EIRP < 0.2W					Result		PASS	

Radiated Spurious Emission

<Primary Antenna>

Ant. 7

LTE Band 48

LTE Band 48 / 20MHz / QPSK									
Channel	Frequency (MHz)	EIRP (dBm)	Limit (dBm)	Over Limit (dB)	SPA Reading (dBm)	S.G. Power (dBm)	TX Cable loss (dB)	TX Antenna Gain (dBi)	Polarization (H/V)
Lowest	7100	-58.32	-40	-18.32	-60.29	-68.29	1.77	11.74	H
	10655	-52.06	-40	-12.06	-54.34	-60.49	2.47	10.90	H
	14205	-55.67	-40	-15.67	-62.73	-64.51	2.87	11.71	H
	21306	-53.37	-40	-13.37	-75.33	-70.09	1.98	18.70	H
	24857	-51.94	-40	-11.94	-76.6	-67.95	2.07	18.07	H
	28408	-50.57	-40	-10.57	-76.09	-67.81	2.32	19.56	H
									H
	7100	-57.46	-40	-17.46	-59.04	-67.43	1.77	11.74	V
	10655	-55.43	-40	-15.43	-57.45	-63.86	2.47	10.90	V
	14205	-55.99	-40	-15.99	-62.77	-64.83	2.87	11.71	V
	21306	-52.62	-40	-12.62	-74.34	-69.34	1.98	18.70	V
	24857	-50.19	-40	-10.19	-76.06	-66.20	2.07	18.07	V
	28408	-48.37	-40	-8.37	-75.71	-65.61	2.32	19.56	V
									V

Middle	7230	-57.55	-40	-17.55	-59.92	-67.24	1.84	11.53	H
	10850	-54.58	-40	-14.58	-56.91	-62.91	2.57	10.90	H
	14462	-56.12	-40	-16.12	-63.39	-64.36	2.85	11.09	H
	18080	-52.85	-40	-12.85	-70.96	-69.08	1.76	17.98	H
	21696	-53.62	-40	-13.62	-75.14	-70.41	1.99	18.78	H
	25312	-51.06	-40	-11.06	-76.22	-67.66	2.14	18.74	H
									H
	7230	-56.22	-40	-16.22	-58.33	-65.91	1.84	11.53	V
	10850	-55.75	-40	-15.75	-57.87	-64.08	2.57	10.90	V
	14462	-56.97	-40	-16.97	-63.42	-65.21	2.85	11.09	V
	18080	-53.97	-40	-13.97	-71.15	-70.20	1.76	17.98	V
	21696	-52.89	-40	-12.89	-74.4	-69.68	1.99	18.78	V
	25312	-49.40	-40	-9.40	-75.82	-66.00	2.14	18.74	V
									V
Highest	7360	-57.25	-40	-17.25	-59.59	-66.66	1.91	11.32	H
	11045	-52.90	-40	-12.90	-55.38	-61.22	2.63	10.95	H
	14724	-55.28	-40	-15.28	-64.12	-64.08	2.91	11.72	H
	18405	-54.15	-40	-14.15	-72.47	-70.20	1.87	17.92	H
	22086	-52.27	-40	-12.27	-74.44	-69.06	2.08	18.87	H
	25767	-50.58	-40	-10.58	-76.57	-67.60	2.03	19.05	H
									H
	7360	-57.17	-40	-17.17	-59.32	-66.58	1.91	11.32	V
	11045	-54.45	-40	-14.45	-56.76	-62.77	2.63	10.95	V
	14724	-57.31	-40	-17.31	-64.48	-66.11	2.91	11.72	V
	18405	-55.05	-40	-15.05	-72.49	-71.10	1.87	17.92	V
	22086	-52.46	-40	-12.46	-74.63	-69.25	2.08	18.87	V
	25767	-49.18	-40	-9.18	-76.36	-66.20	2.03	19.05	V
									V

Remark: Spurious emissions within 30-1000MHz were found more than 20dB below limit line.

LTE Band 48C

LTE Band 48C / 20MHz+20MHz / QPSK									
Channel	Frequency (MHz)	EIRP (dBm)	Limit (dBm)	Over Limit (dB)	SPA Reading (dBm)	S.G. Power (dBm)	TX Cable loss (dB)	TX Antenna Gain (dBi)	Polarization (H/V)
Lowest	7140	-57.54	-40	-17.54	-59.67	-67.42	1.80	11.68	H
	10710	-51.56	-40	-11.56	-53.85	-59.96	2.50	10.90	H
	14272	-55.48	-40	-15.48	-62.59	-64.16	2.86	11.55	H
	21413	-53.89	-40	-13.89	-75.46	-70.64	1.95	18.70	H
	24982	-52.00	-40	-12.00	-76.66	-68.19	2.08	18.27	H
	28551	-51.24	-40	-11.24	-76.73	-68.47	2.31	19.54	H
									H
	7140	-58.66	-40	-18.66	-60.44	-68.54	1.80	11.68	V
	10710	-53.25	-40	-13.25	-55.3	-61.65	2.50	10.90	V
	14272	-56.50	-40	-16.50	-63.19	-65.18	2.86	11.55	V
	21413	-53.96	-40	-13.96	-75.46	-70.71	1.95	18.70	V
	24982	-51.09	-40	-11.09	-76.9	-67.28	2.08	18.27	V
	28551	-49.48	-40	-9.48	-76.84	-66.71	2.31	19.54	V
									V
Middle	7250	-54.58	-40	-14.58	-56.94	-64.23	1.86	11.50	H
	10875	-53.30	-40	-13.30	-55.63	-61.62	2.59	10.90	H
	14498	-57.07	-40	-17.07	-64.37	-65.22	2.85	11.00	H
	18219	-54.49	-40	-14.49	-72.68	-70.64	1.80	17.96	H
	21863	-53.81	-40	-13.81	-75.49	-70.60	2.05	18.85	H
	25507	-51.05	-40	-11.05	-76.52	-67.89	2.17	19.00	H
									H
	7250	-58.74	-40	-18.74	-60.85	-68.39	1.86	11.50	V
	10875	-54.61	-40	-14.61	-56.74	-62.93	2.59	10.90	V
	14498	-57.90	-40	-17.90	-64.3	-66.06	2.85	11.00	V
	18219	-55.55	-40	-15.55	-72.84	-71.70	1.80	17.96	V
	21863	-53.81	-40	-13.81	-75.48	-70.60	2.05	18.85	V
	25507	-50.01	-40	-10.01	-76.82	-66.85	2.17	19.00	V
									V

Highest	7350	-56.69	-40	-16.69	-59.03	-66.12	1.91	11.34	H
	11035	-58.72	-40	-18.72	-61.17	-67.03	2.64	10.94	H
	14718	-55.29	-40	-15.29	-64.08	-64.08	2.91	11.70	H
	18396	-54.12	-40	-14.12	-72.42	-70.18	1.86	17.92	H
	22075	-53.17	-40	-13.17	-75.29	-69.96	2.08	18.87	H
	25754	-50.58	-40	-10.58	-76.54	-67.59	2.04	19.05	H
									H
	7358	-59.43	-40	-19.43	-61.56	-68.84	1.91	11.33	V
	11037	-59.21	-40	-19.21	-61.49	-67.52	2.63	10.94	V
	14716	-57.48	-40	-17.48	-64.62	-66.26	2.91	11.69	V
	18396	-55.83	-40	-15.83	-73.25	-71.89	1.86	17.92	V
	22075	-53.73	-40	-13.73	-75.85	-70.52	2.08	18.87	V
	25754	-49.83	-40	-9.83	-76.98	-66.84	2.04	19.05	V
									V

Remark: Spurious emissions within 30-1000MHz were found more than 20dB below limit line.

<ASDIV Antenna>

Ant. 2

LTE Band 48

LTE Band 48 / 20MHz / QPSK									
Channel	Frequency (MHz)	EIRP (dBm)	Limit (dBm)	Over Limit (dB)	SPA Reading (dBm)	S.G. Power (dBm)	TX Cable loss (dB)	TX Antenna Gain (dBi)	Polarization (H/V)
Lowest	7100	-57.68	-40	-17.68	-59.65	-67.65	1.77	11.74	H
	10655	-57.34	-40	-17.34	-59.62	-65.77	2.47	10.90	H
	14205	-55.71	-40	-15.71	-62.77	-64.55	2.87	11.71	H
	21306	-53.23	-40	-13.23	-75.09	-69.95	1.98	18.70	H
	24857	-51.84	-40	-11.84	-76.5	-67.85	2.07	18.07	H
	28408	-50.41	-40	-10.41	-75.93	-67.65	2.32	19.56	H
									H
	7100	-58.50	-40	-18.50	-60.08	-68.47	1.77	11.74	V
	10655	-58.14	-40	-18.14	-60.16	-66.57	2.47	10.90	V
	14205	-55.98	-40	-15.98	-62.76	-64.82	2.87	11.71	V
	21306	-53.91	-40	-13.91	-75.63	-70.63	1.98	18.70	V
	24857	-51.28	-40	-11.28	-77.15	-67.29	2.07	18.07	V
	28408	-48.39	-40	-8.39	-75.73	-65.63	2.32	19.56	V
									V

Middle	7230	-53.81	-40	-13.81	-56.18	-63.50	1.84	11.53	H
	10850	-58.12	-40	-18.12	-60.45	-66.45	2.57	10.90	H
	14462	-56.16	-40	-16.16	-63.43	-64.40	2.85	11.09	H
	18080	-53.19	-40	-13.19	-71.3	-69.42	1.76	17.98	H
	21696	-53.18	-40	-13.18	-74.7	-69.97	1.99	18.78	H
	25312	-50.90	-40	-10.90	-76.06	-67.50	2.14	18.74	H
									H
	7230	-56.94	-40	-16.94	-59.05	-66.63	1.84	11.53	V
	10850	-57.41	-40	-17.41	-59.53	-65.74	2.57	10.90	V
	14462	-56.95	-40	-16.95	-63.4	-65.19	2.85	11.09	V
	18080	-54.44	-40	-14.44	-71.62	-70.67	1.76	17.98	V
	21696	-54.10	-40	-14.10	-75.61	-70.89	1.99	18.78	V
	25312	-50.27	-40	-10.27	-76.69	-66.87	2.14	18.74	V
									V
Highest	7360	-56.87	-40	-16.87	-59.21	-66.28	1.91	11.32	H
	11045	-58.46	-40	-18.46	-60.94	-66.78	2.63	10.95	H
	14724	-55.48	-40	-15.48	-64.32	-64.28	2.91	11.72	H
	18405	-54.00	-40	-14.00	-72.32	-70.05	1.87	17.92	H
	22086	-52.58	-40	-12.58	-74.75	-69.37	2.08	18.87	H
	25767	-50.42	-40	-10.42	-76.41	-67.44	2.03	19.05	H
									H
	7360	-57.13	-40	-17.13	-59.28	-66.54	1.91	11.32	V
	11045	-57.85	-40	-17.85	-60.16	-66.17	2.63	10.95	V
	14724	-57.08	-40	-17.08	-64.25	-65.88	2.91	11.72	V
	18405	-55.79	-40	-15.79	-73.23	-71.84	1.87	17.92	V
	22086	-53.46	-40	-13.46	-75.63	-70.25	2.08	18.87	V
	25767	-49.63	-40	-9.63	-76.81	-66.65	2.03	19.05	V
									V

Remark: Spurious emissions within 30-1000MHz were found more than 20dB below limit line.

LTE Band 48C

LTE Band 48C / 20MHz+20MHz / QPSK									
Channel	Frequency (MHz)	EIRP (dBm)	Limit (dBm)	Over Limit (dB)	SPA Reading (dBm)	S.G. Power (dBm)	TX Cable loss (dB)	TX Antenna Gain (dBi)	Polarization (H/V)
Lowest	7140	-53.85	-40	-13.85	-55.98	-63.73	1.80	11.68	H
	10705	-57.75	-40	-17.75	-60.04	-66.15	2.50	10.90	H
	14279	-56.25	-40	-16.25	-63.36	-64.92	2.86	11.53	H
	21413	-54.12	-40	-14.12	-75.69	-70.87	1.95	18.70	H
	24982	-51.70	-40	-11.70	-76.36	-67.89	2.08	18.27	H
	28551	-51.14	-40	-11.14	-76.63	-68.37	2.31	19.54	H
									H
	7140	-55.97	-40	-15.97	-57.75	-65.85	1.80	11.68	V
	10705	-58.39	-40	-18.39	-60.44	-66.79	2.50	10.90	V
	14279	-56.63	-40	-16.63	-63.31	-65.30	2.86	11.53	V
	21413	-53.37	-40	-13.37	-74.87	-70.12	1.95	18.70	V
	24982	-50.06	-40	-10.06	-75.87	-66.25	2.08	18.27	V
	28551	-48.77	-40	-8.77	-76.13	-66.00	2.31	19.54	V
									V
Middle	7250	-54.48	-40	-14.48	-56.84	-64.13	1.86	11.50	H
	10870	-58.33	-40	-18.33	-60.66	-66.65	2.58	10.90	H
	14498	-56.95	-40	-16.95	-64.25	-65.10	2.85	11.00	H
	18119	-53.73	-40	-13.73	-71.86	-69.94	1.77	17.98	H
	21743	-53.99	-40	-13.99	-75.55	-70.78	2.01	18.80	H
	25367	-51.50	-40	-11.50	-76.74	-68.17	2.15	18.81	H
									H
	7250	-55.73	-40	-15.73	-57.84	-65.38	1.86	11.50	V
	10870	-58.71	-40	-18.71	-60.84	-67.03	2.58	10.90	V
	14498	-57.79	-40	-17.79	-64.19	-65.94	2.85	11.00	V
	18119	-53.94	-40	-13.94	-71.15	-70.15	1.77	17.98	V
	21743	-53.97	-40	-13.97	-75.52	-70.76	2.01	18.80	V
	25367	-49.20	-40	-9.20	-75.73	-65.87	2.15	18.81	V
									V

Highest	7360	-55.14	-40	-15.14	-57.48	-64.55	1.91	11.32	H
	11035	-58.83	-40	-18.83	-61.28	-67.14	2.64	10.94	H
	14718	-55.90	-40	-15.90	-64.69	-64.69	2.91	11.70	H
	18395	-54.39	-40	-14.39	-72.69	-70.45	1.86	17.92	H
	22074	-53.20	-40	-13.20	-75.32	-69.99	2.08	18.87	H
	25753	-50.81	-40	-10.81	-76.77	-67.82	2.04	19.05	H
									H
	7360	-54.26	-40	-14.26	-56.41	-63.67	1.91	11.32	V
	11035	-58.89	-40	-18.89	-61.17	-67.20	2.64	10.94	V
	14718	-57.14	-40	-17.14	-64.29	-65.93	2.91	11.70	V
	18395	-54.98	-40	-14.98	-72.4	-71.04	1.86	17.92	V
	22074	-52.53	-40	-12.53	-74.65	-69.32	2.08	18.87	V
	25753	-49.23	-40	-9.23	-76.38	-66.24	2.04	19.05	V
									V

Remark: Spurious emissions within 30-1000MHz were found more than 20dB below limit line.

———THE END———