Mode	96
	Band Edge - L
	U-NII-3_5.725-5.85_802.11ax HE40_CH159_Full RU_5795MHz
ANT	4+3

Pol.	Horizontal	Fundamental
Peak	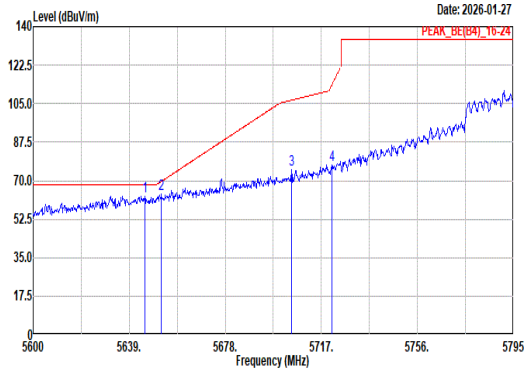 Site : 03CH16-HY Condition: PEAK_BE(B4)_16-24 3m 9120D-1522_250327 HORIZONTAL : RBW:1000.000kHz VBW:3000.000kHz SWT:Auto Freq Level Limit Line Margin Read Level Ant Factor Cable Loss Preamp Factor Aux Factor APos TPos Remark MHz dBuV/m dBuV/m dB dBuV dB/m dB dB dB cm deg 1 5645.24 63.05 68.20 -5.15 54.18 33.18 11.96 36.27 0.00 100 59 Peak 2 5652.07 63.81 69.73 -5.92 54.90 33.22 11.96 36.27 0.00 100 59 Peak 3 5704.91 75.20 106.58 -31.38 65.85 33.62 12.01 36.28 0.00 100 59 Peak 4 5721.29 77.35 113.74 -36.39 67.92 33.69 12.03 36.29 0.00 100 59 Peak	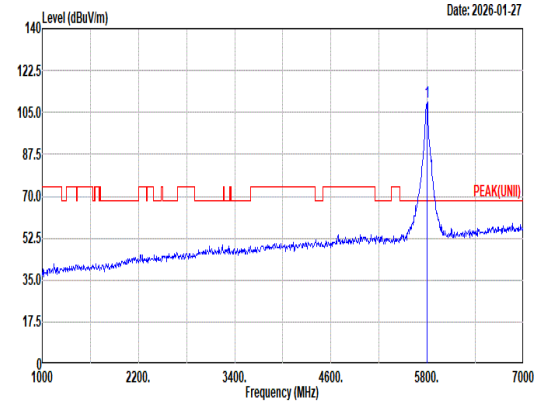 Site : 03CH16-HY Condition: PEAK(UNII) 3m 9120D-1522_250327 HORIZONTAL : RBW:1000.000kHz VBW:3000.000kHz SWT:Auto Freq Level Limit Line Margin Read Level Ant Factor Cable Loss Preamp Factor Aux Factor APos TPos Remark MHz dBuV/m dBuV/m dB dBuV dB/m dB dB dB cm deg 1 5795.00 109.46 ------ ------ 99.63 34.02 12.12 36.31 0.00 100 59 Peak
Avg	Blank	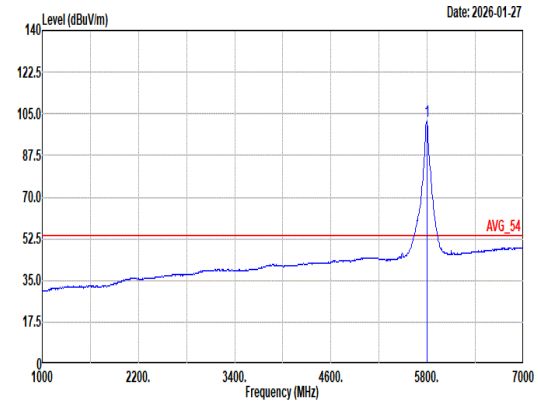 Site : 03CH16-HY Condition: AVG_54 3m 9120D-1522_250327 HORIZONTAL : RBW:1000.000kHz VBW:0.010kHz SWT:Auto Freq Level Limit Line Margin Read Level Ant Factor Cable Loss Preamp Factor Aux Factor APos TPos Remark MHz dBuV/m dBuV/m dB dBuV dB/m dB dB dB cm deg 1 5795.00 101.70 ------ ------ 91.93 33.98 12.10 36.31 0.00 100 59 Average

Mode	96	
	Band Edge - R	
	U-NII-3_5.725-5.85_802.11ax HE40_CH159_Full RU_5795MHz	
ANT	4+3	
Pol.	Horizontal	Fundamental
Peak	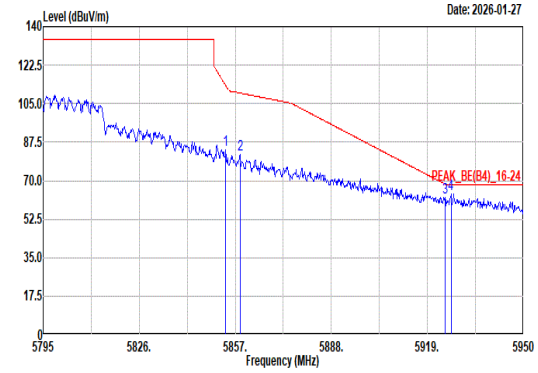 Site : 03CH16-HY Condition: PEAK_BE(B4)_16-24 3m 9120D-1522_250327 HORIZONTAL : RBW:1000.000kHz VBW:3000.000kHz SWT:Auto Limit Read Ant Cable Preamp Aux APos TPos Freq Level Line Margin Level Factor Loss Factor Factor Remark MHz dBuV/m dBuV/m dB dBuV dB/m dB dB dB cm deg 1 5853.90 83.99 113.31 -29.32 73.93 34.21 12.17 36.32 0.00 100 59 Peak 2 5858.55 81.68 109.80 -28.12 71.60 34.22 12.18 36.32 0.00 100 59 Peak 3 5924.74 62.26 68.40 -6.14 52.05 34.30 12.25 36.34 0.00 100 59 Peak 4 5926.60 64.00 68.20 -4.20 53.78 34.30 12.26 36.34 0.00 100 59 Peak	Blank

Mode	96	
	Band Edge - L	
	U-NII-3_5.725-5.85_802.11ax HE40_CH159_Full RU_5795MHz	
ANT	4+3	
Pol.	Vertical	Fundamental
Peak	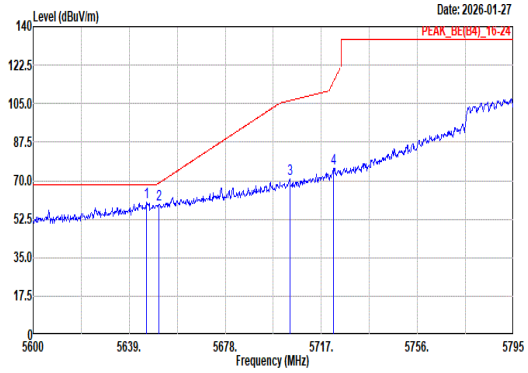 Site : 03CH16-HY Condition: PEAK_BE(B4)_16-24 3m 9120D-1522_250327 VERTICAL : RBW:1000.000kHz VBW:3000.000kHz SWT:Auto Freq Level Limit Line Margin Read Level Ant Factor Cable Loss Preamp Factor Aux Factor APos TPos Remark MHz dBuV/m dBuV/m dB dBuV dB/m dB dB dB cm deg 1 5646.02 60.00 68.20 -8.20 51.13 33.18 11.96 36.27 0.00 335 76 Peak 2 5650.90 59.36 68.87 -9.51 50.46 33.21 11.96 36.27 0.00 335 76 Peak 3 5704.13 70.99 106.36 -35.37 61.64 33.62 12.01 36.28 0.00 335 76 Peak 4 5721.88 75.61 115.08 -39.47 66.18 33.69 12.03 36.29 0.00 335 76 Peak	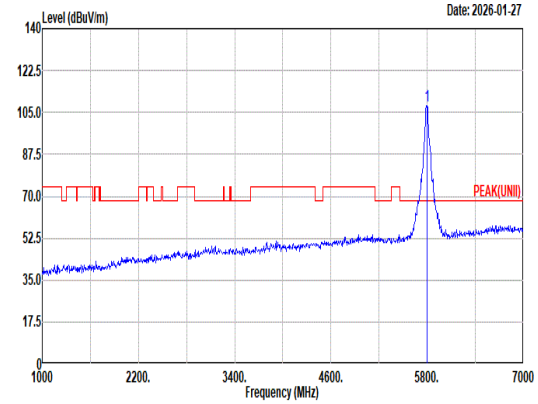 Site : 03CH16-HY Condition: PEAK(UNII) 3m 9120D-1522_250327 VERTICAL : RBW:1000.000kHz VBW:3000.000kHz SWT:Auto Freq Level Limit Line Margin Read Level Ant Factor Cable Loss Preamp Factor Aux Factor APos TPos Remark MHz dBuV/m dBuV/m dB dBuV dB/m dB dB dB cm deg 1 5795.00 107.84 ------ ------ 98.09 33.95 12.10 36.30 0.00 335 76 Peak
Avg	Blank	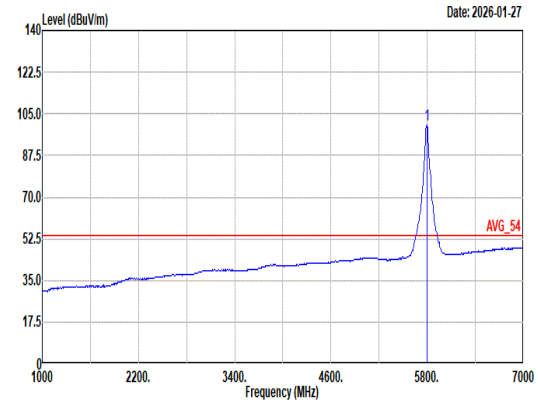 Site : 03CH16-HY Condition: AVG_54 3m 9120D-1522_250327 VERTICAL : RBW:1000.000kHz VBW:0.010kHz SWT:Auto Freq Level Limit Line Margin Read Level Ant Factor Cable Loss Preamp Factor Aux Factor APos TPos Remark MHz dBuV/m dBuV/m dB dBuV dB/m dB dB dB cm deg 1 5795.00 100.35 ------ ------ 90.55 34.00 12.11 36.31 0.00 335 76 Average

Mode	96	
	Band Edge - R	
	U-NII-3_5.725-5.85_802.11ax HE40_CH159_Full RU_5795MHz	
ANT	4+3	
Pol.	Vertical	Fundamental
Peak	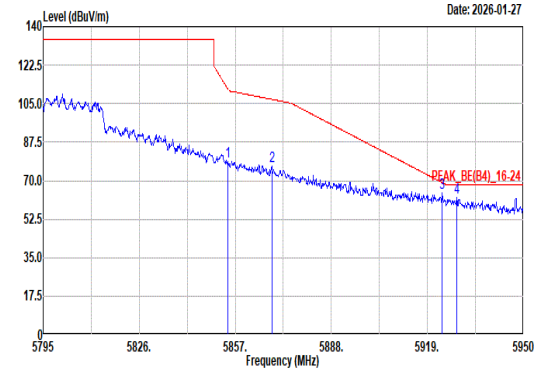 Site : 03CH16-HY Condition: PEAK_BE(B4)_16-24 3m 9120D-1522_250327 VERTICAL : RBW:1000.000kHz VBW:3000.000kHz SWT:Auto Limit Read Ant Cable Preamp Aux APos TPos Freq Level Line Margin Level Factor Loss Factor Factor Remark MHz dBuV/m dBuV/m dB dBuV dB/m dB dB dB cm deg 1 5854.68 78.65 111.54 -32.89 68.59 34.21 12.17 36.32 0.00 335 76 Peak 2 5868.78 76.57 106.94 -30.37 66.47 34.24 12.19 36.33 0.00 335 76 Peak 3 5923.81 64.46 69.08 -4.62 54.25 34.30 12.25 36.34 0.00 335 76 Peak 4 5928.46 62.30 68.20 -5.90 52.08 34.30 12.26 36.34 0.00 335 76 Peak	Blank

Mode	96	
	Harmonic	
	U-NII-3_5.725-5.85_802.11ax HE40_CH159_Full RU_5795MHz	
ANT	4+3	
Pol.	Horizontal	Vertical
Peak Avg	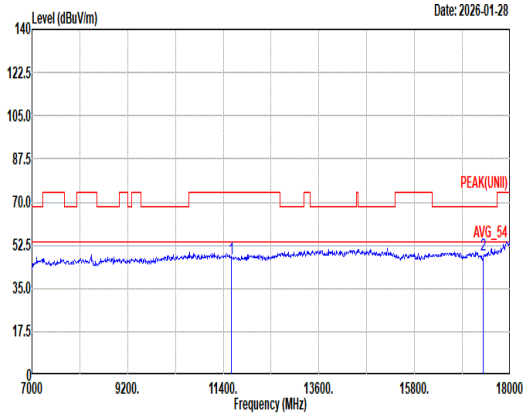 Site : 03CH16-HY Condition: PEAK(UNII) 3m 9120D-1522_250327 HORIZONTAL Freq Level Limit Line Margin Read Level Ant Factor Cable Loss Preamp Factor Aux Factor APos TPos Remark MHz dBuV/m dBuV/m dB dBuV dB/m dB dB dB cm deg 1 11590.00 46.81 74.00 -27.19 56.31 38.75 17.07 66.07 0.75 -- -- Peak 2 17385.00 48.76 68.20 -19.44 53.84 38.94 21.07 65.90 0.81 -- -- Peak	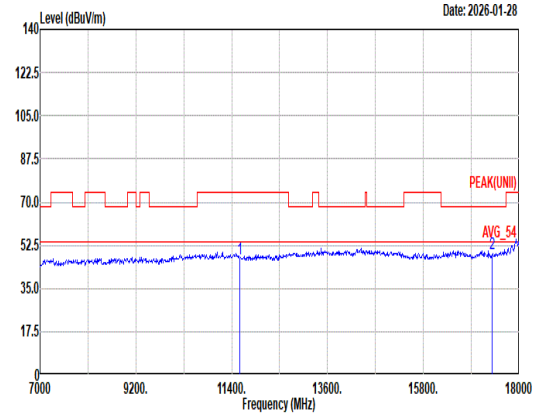 Site : 03CH16-HY Condition: PEAK(UNII) 3m 9120D-1522_250327 VERTICAL Freq Level Limit Line Margin Read Level Ant Factor Cable Loss Preamp Factor Aux Factor APos TPos Remark MHz dBuV/m dBuV/m dB dBuV dB/m dB dB dB cm deg 1 11590.00 46.95 74.00 -27.05 56.45 38.75 17.07 66.07 0.75 -- -- Peak 2 17385.00 48.91 68.20 -19.29 53.99 38.94 21.07 65.90 0.81 -- -- Peak

Mode	96	
	Harmonic	
	U-NII-3_5.725-5.85_802.11ax HE40_CH159_Full RU_5795MHz	
ANT	4+3	
Pol.	Horizontal	Vertical
14.47G ~14.5G Avg	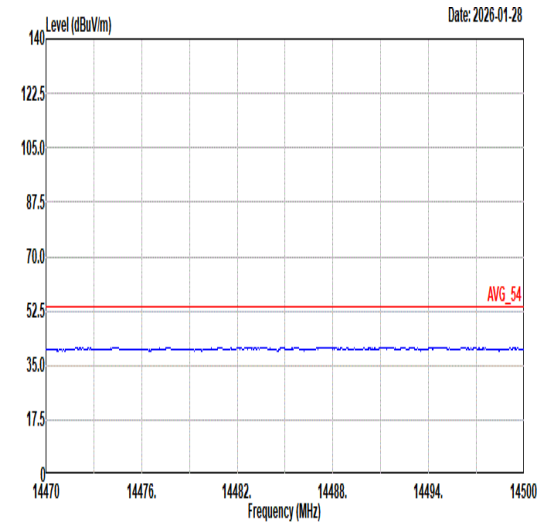 Site : 03CH16-HY Condition: AVG_54 3m 9120D-1522_250327 HORIZONTAL	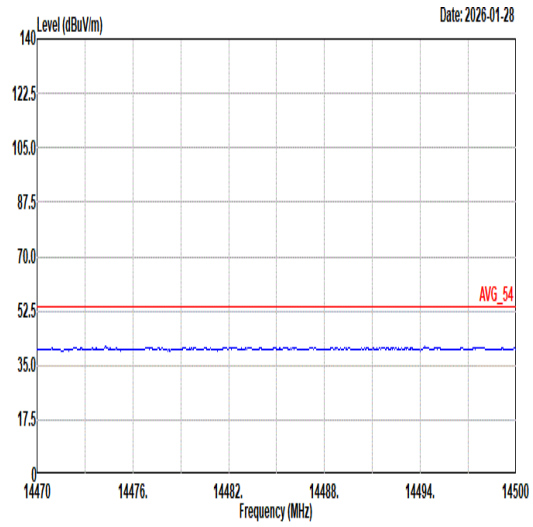 Site : 03CH16-HY Condition: AVG_54 3m 9120D-1522_250327 VERTICAL
17G ~18G Avg	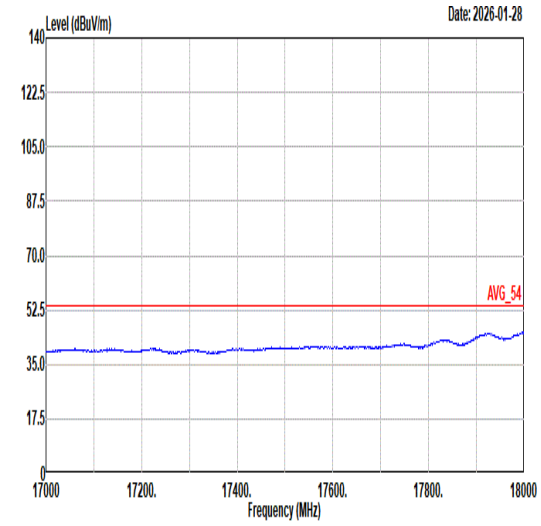 Site : 03CH16-HY Condition: AVG_54 3m 9120D-1522_250327 HORIZONTAL	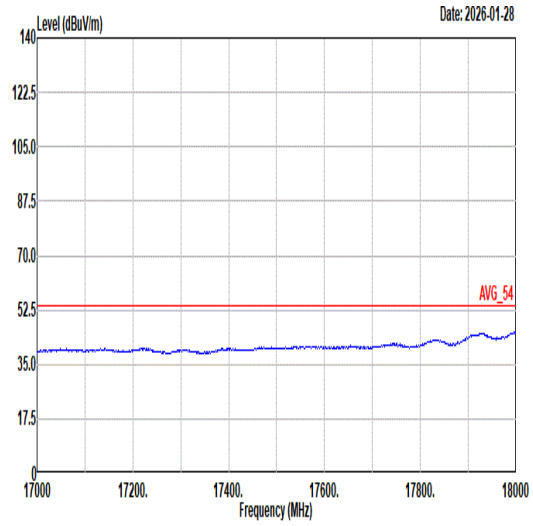 Site : 03CH16-HY Condition: AVG_54 3m 9120D-1522_250327 VERTICAL

Mode	97
	Band Edge - L
	U-NII-3_5.725-5.85_802.11ax HE80_CH155_Full RU_5775MHz
ANT	4+3

Pol.	Horizontal	Fundamental
Peak	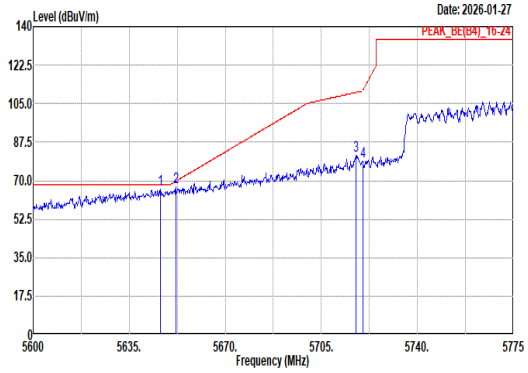 Site : 03CH16-HY Condition: PEAK_BE(B4)_16-24 3m 9120D-1522_250327 HORIZONTAL : RBW:1000.000kHz VBW:3000.000kHz SWT:Auto Freq Level Limit Line Margin Read Level Ant Factor Cable Loss Preamp Factor Aux Factor APos TPos Remark MHz dBuV/m dBuV/m dB dBuV dB/m dB dB dB cm deg 1 5646.38 66.02 68.20 -2.18 57.14 33.19 11.96 36.27 0.00 106 58 Peak 2 5651.98 67.32 69.67 -2.35 58.41 33.22 11.96 36.27 0.00 106 58 Peak 3 5717.60 81.44 110.13 -28.69 72.03 33.67 12.03 36.29 0.00 106 58 Peak 4 5720.05 78.77 110.91 -32.14 69.35 33.68 12.03 36.29 0.00 106 58 Peak	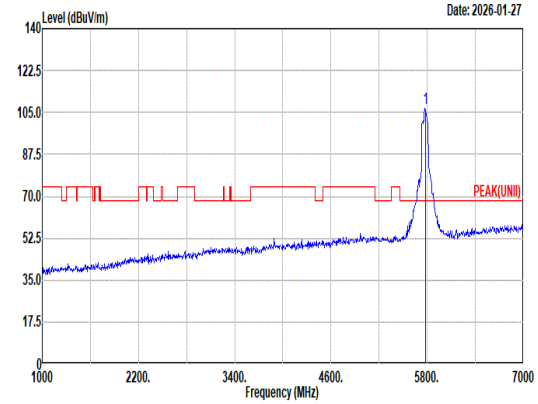 Site : 03CH16-HY Condition: PEAK(UNII) 3m 9120D-1522_250327 HORIZONTAL : RBW:1000.000kHz VBW:3000.000kHz SWT:Auto Freq Level Limit Line Margin Read Level Ant Factor Cable Loss Preamp Factor Aux Factor APos TPos Remark MHz dBuV/m dBuV/m dB dBuV dB/m dB dB dB cm deg 1 5775.00 106.81 ------ ------ 97.15 33.88 12.08 36.30 0.00 106 58 Peak
Avg	Blank	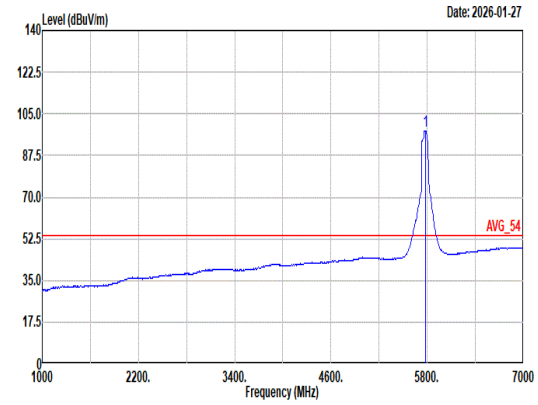 Site : 03CH16-HY Condition: AVG_54 3m 9120D-1522_250327 HORIZONTAL : RBW:1000.000kHz VBW:1.500kHz SWT:Auto Freq Level Limit Line Margin Read Level Ant Factor Cable Loss Preamp Factor Aux Factor APos TPos Remark MHz dBuV/m dBuV/m dB dBuV dB/m dB dB dB cm deg 1 5775.00 97.59 ------ ------ 87.87 33.93 12.09 36.30 0.00 106 58 Average

Mode	97	
	Band Edge - R	
	U-NII-3_5.725-5.85_802.11ax HE80_CH155_Full RU_5775MHz	
ANT	4+3	
Pol.	Horizontal	Fundamental
Peak	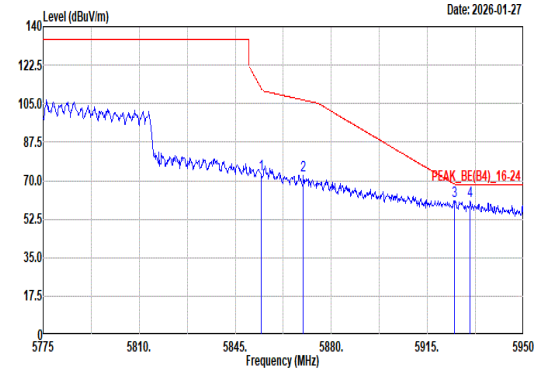 Site : 03CH16-HY Condition: PEAK_BE(B4)_16-24 3m 9120D-1522_250327 HORIZONTAL : RBW:1000.000kHz VBW:3000.000kHz SWT:Auto Limit Read Ant Cable Preamp Aux APos TPos Freq Level Line Margin Level Factor Loss Factor Factor Remark MHz dBuV/m dBuV/m dB dBuV dB/m dB dB dB cm deg 1 5854.45 73.02 112.05 -39.03 62.96 34.21 12.17 36.32 0.00 106 58 Peak 2 5869.85 72.60 106.64 -34.04 62.50 34.24 12.19 36.33 0.00 106 58 Peak 3 5924.80 60.51 68.35 -7.84 50.30 34.30 12.25 36.34 0.00 106 58 Peak 4 5930.58 60.76 68.20 -7.44 50.54 34.30 12.26 36.34 0.00 106 58 Peak	Blank

Mode	97
	Band Edge - L
	U-NII-3_5.725-5.85_802.11ax HE80_CH155_Full RU_5775MHz
ANT	4+3

Pol.	Vertical	Fundamental
Peak	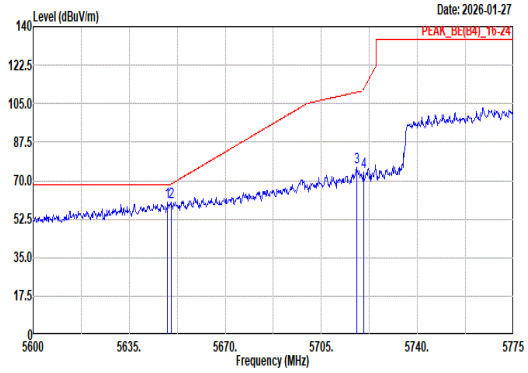 Site : 03CH16-HY Condition: PEAK_BE(B4)_16-24 3m 9120D-1522_250327 VERTICAL : RBW:1000.000kHz VBW:3000.000kHz SWT:Auto Freq Level Limit Line Margin Read Level Ant Factor Cable Loss Preamp Factor Aux Factor APos TPos Remark MHz dBuV/m dBuV/m dB dBuV dB/m dB dB dB cm deg 1 5649.00 60.16 68.20 -8.04 51.27 33.20 11.96 36.27 0.00 335 76 Peak 2 5650.23 60.16 68.37 -8.21 51.27 33.20 11.96 36.27 0.00 335 76 Peak 3 5717.78 76.32 110.18 -33.86 66.91 33.67 12.03 36.29 0.00 335 76 Peak 4 5720.40 73.98 111.71 -37.73 64.56 33.68 12.03 36.29 0.00 335 76 Peak	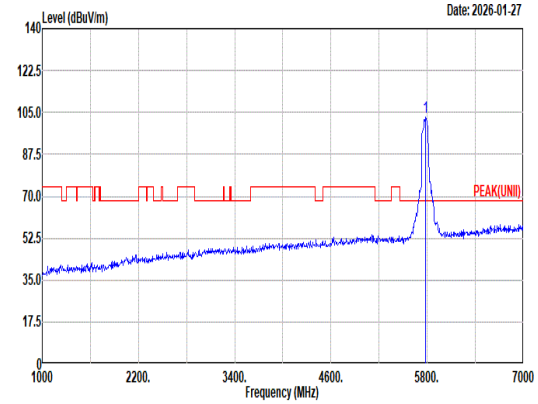 Site : 03CH16-HY Condition: PEAK(UNII) 3m 9120D-1522_250327 VERTICAL : RBW:1000.000kHz VBW:3000.000kHz SWT:Auto Freq Level Limit Line Margin Read Level Ant Factor Cable Loss Preamp Factor Aux Factor APos TPos Remark MHz dBuV/m dBuV/m dB dBuV dB/m dB dB dB cm deg 1 5775.00 103.24 ------ ------ 93.52 33.93 12.09 36.30 0.00 335 76 Peak
Avg	Blank	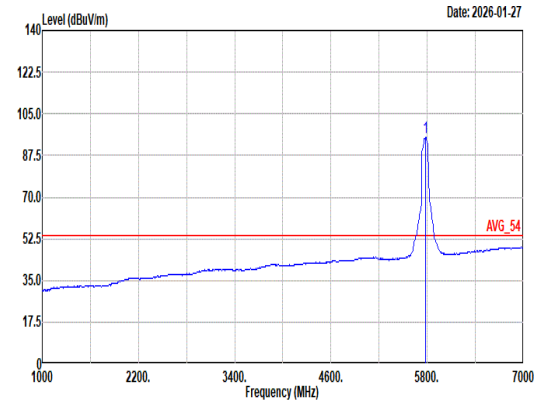 Site : 03CH16-HY Condition: AVG_54 3m 9120D-1522_250327 VERTICAL : RBW:1000.000kHz VBW:1.500kHz SWT:Auto Freq Level Limit Line Margin Read Level Ant Factor Cable Loss Preamp Factor Aux Factor APos TPos Remark MHz dBuV/m dBuV/m dB dBuV dB/m dB dB dB cm deg 1 5775.00 95.07 ------ ------ 85.35 33.93 12.09 36.30 0.00 335 76 Average

Mode	97	
	Band Edge - R	
	U-NII-3_5.725-5.85_802.11ax HE80_CH155_Full RU_5775MHz	
ANT	4+3	
Pol.	Vertical	Fundamental
Peak	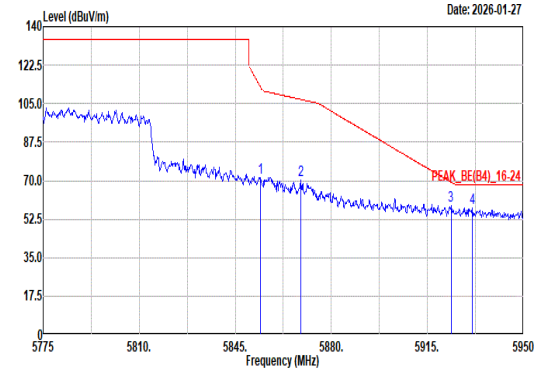 Site : 03CH16-HY Condition: PEAK_BE(B4)_16-24 3m 9120D-1522_250327 VERTICAL : RBW:1000.000kHz VBW:3000.000kHz SWT:Auto Limit Read Ant Cable Preamp Aux APos TPos Freq Level Line Margin Level Factor Loss Factor Factor Remark MHz dBuV/m dBuV/m dB dBuV dB/m dB dB dB cm deg 1 5854.28 71.55 112.45 -40.90 61.49 34.21 12.17 36.32 0.00 335 76 Peak 2 5868.80 70.35 106.93 -36.58 60.25 34.24 12.19 36.33 0.00 335 76 Peak 3 5923.58 58.45 69.25 -10.80 48.24 34.30 12.25 36.34 0.00 335 76 Peak 4 5931.45 57.76 68.20 -10.44 47.54 34.30 12.26 36.34 0.00 335 76 Peak	Blank

Mode	97	
	Harmonic	
	U-NII-3_5.725-5.85_802.11ax HE80_CH155_Full RU_5775MHz	
ANT	4+3	
Pol.	Horizontal	Vertical
Peak Avg	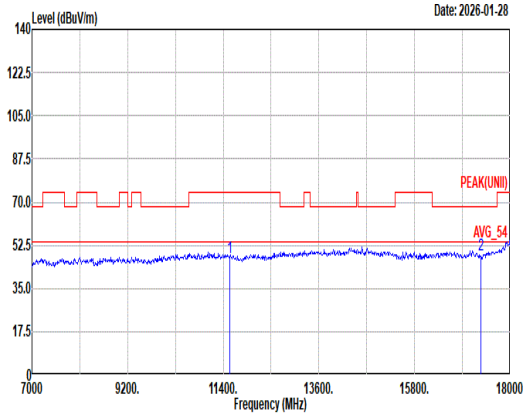 Site : 03CH16-HY Condition: PEAK(UNII) 3m 9120D-1522_250327 HORIZONTAL Freq Level Limit Line Margin Read Level Ant Factor Cable Loss Preamp Factor Aux Factor APos TPos Remark MHz dBuV/m dBuV/m dB dBuV dB/m dB dB dB cm deg 1 11550.00 47.76 74.00 -26.24 57.14 38.88 17.04 66.06 0.76 -- -- Peak 2 17325.00 48.68 68.20 -19.52 54.06 38.75 21.03 65.97 0.81 -- -- Peak	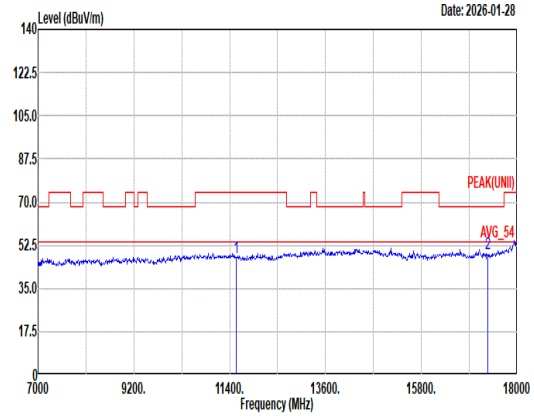 Site : 03CH16-HY Condition: PEAK(UNII) 3m 9120D-1522_250327 VERTICAL Freq Level Limit Line Margin Read Level Ant Factor Cable Loss Preamp Factor Aux Factor APos TPos Remark MHz dBuV/m dBuV/m dB dBuV dB/m dB dB dB cm deg 1 11550.00 47.69 74.00 -26.31 57.07 38.88 17.04 66.06 0.76 -- -- Peak 2 17325.00 49.07 68.20 -19.13 54.45 38.75 21.03 65.97 0.81 -- -- Peak

Mode	97	
	Harmonic	
	U-NII-3_5.725-5.85_802.11ax HE80_CH155_Full RU_5775MHz	
ANT	4+3	
Pol.	Horizontal	Vertical
14.47G ~14.5G Avg	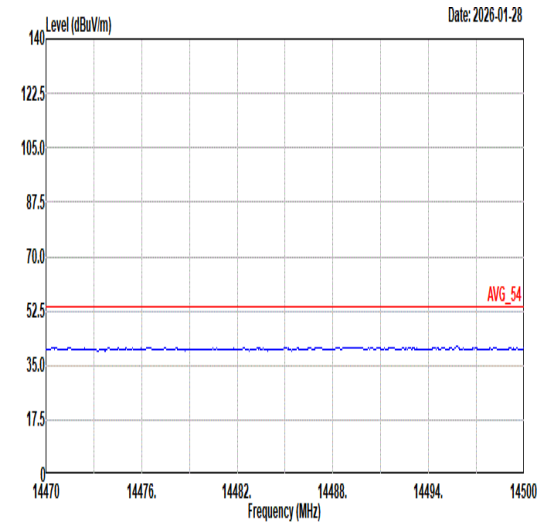 Site : 03CH16-HY Condition: AVG_54 3m 9120D-1522_250327 HORIZONTAL	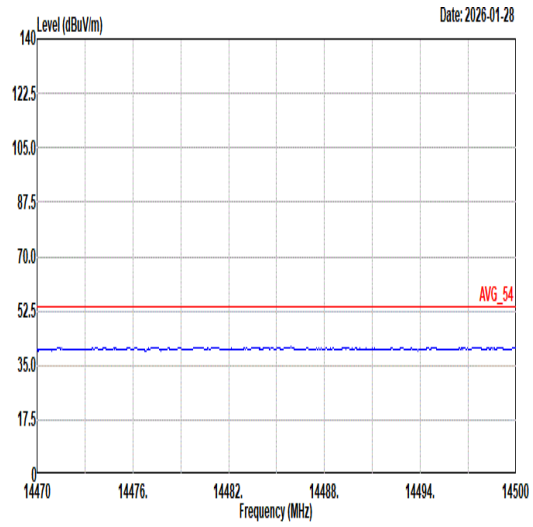 Site : 03CH16-HY Condition: AVG_54 3m 9120D-1522_250327 VERTICAL
17G ~18G Avg	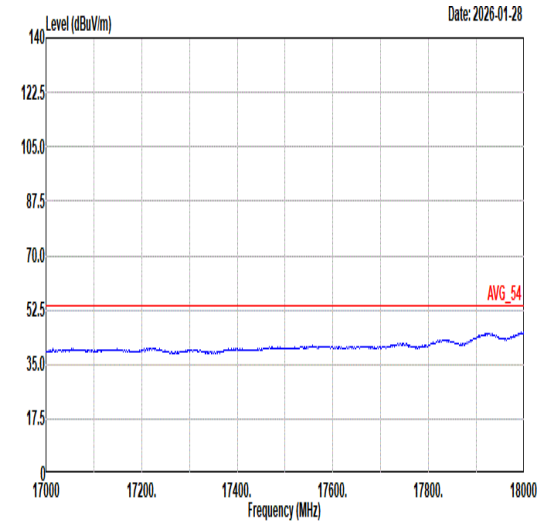 Site : 03CH16-HY Condition: AVG_54 3m 9120D-1522_250327 HORIZONTAL	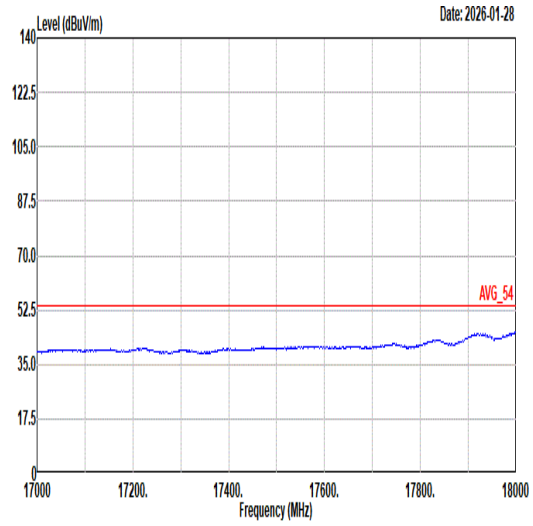 Site : 03CH16-HY Condition: AVG_54 3m 9120D-1522_250327 VERTICAL

Mode	98	
	LF	
	U-NII-3_5.725-5.85_802.11n HT40_CH151_5755MHz	
ANT	4+3	
Pol.	Horizontal	Vertical
QP/ Peak	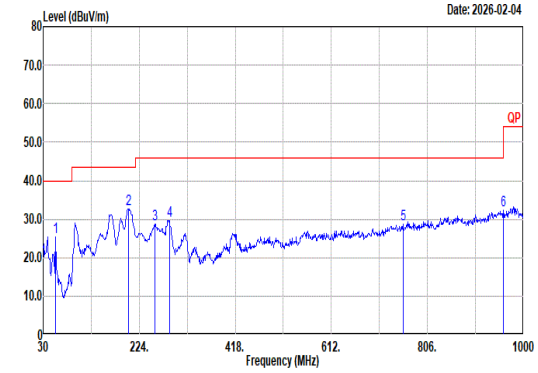 Site : 03CH16-HY Condition: QP 3m CBL6111D&00802N1D01N-06 _47020 & 06_251004 HORIZONTAL Freq Level Limit Line Margin Read Level Ant Factor Cable Loss Preamp Factor Aux Factor APos TPos Remark 1 55.22 25.39 40.00 -14.61 44.12 12.12 1.36 32.22 0.01 -- -- Peak 2 201.69 32.73 43.50 -10.77 47.73 14.69 2.40 32.16 0.07 -- -- Peak 3 255.04 28.72 46.00 -17.28 39.26 18.89 2.71 32.22 0.08 -- -- Peak 4 285.11 29.63 46.00 -16.37 40.24 18.68 2.86 32.22 0.07 -- -- Peak 5 756.53 28.58 46.00 -17.42 28.66 27.52 4.57 32.31 0.14 -- -- Peak 6 959.26 32.25 46.00 -13.75 27.63 30.33 5.14 31.07 0.22 -- -- Peak	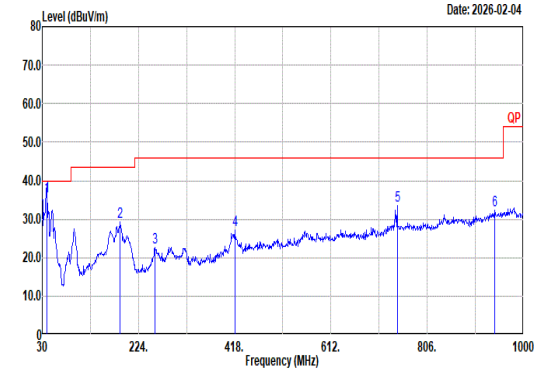 Site : 03CH16-HY Condition: QP 3m CBL6111D&00802N1D01N-06 _47020 & 06_251004 VERTICAL Freq Level Limit Line Margin Read Level Ant Factor Cable Loss Preamp Factor Aux Factor APos TPos Remark 1 38.73 35.82 40.00 -4.18 46.79 20.12 1.15 32.25 0.01 100 0 QP 2 187.14 29.16 43.50 -14.34 44.46 14.49 2.34 32.17 0.04 -- -- Peak 3 257.95 22.65 46.00 -23.35 32.72 19.35 2.72 32.22 0.08 -- -- Peak 4 418.00 27.02 46.00 -18.98 34.21 21.57 3.40 32.23 0.07 -- -- Peak 5 745.86 33.61 46.00 -12.39 33.79 27.48 4.54 32.34 0.14 -- -- Peak 6 942.77 32.24 46.00 -13.76 28.33 29.84 5.10 31.24 0.21 -- -- Peak

Mode	99	
	SHF	
	U-NII-3_5.725-5.85_802.11n HT40_CH151_5755MHz	
ANT	4+3	
Pol.	Horizontal	Vertical
Peak	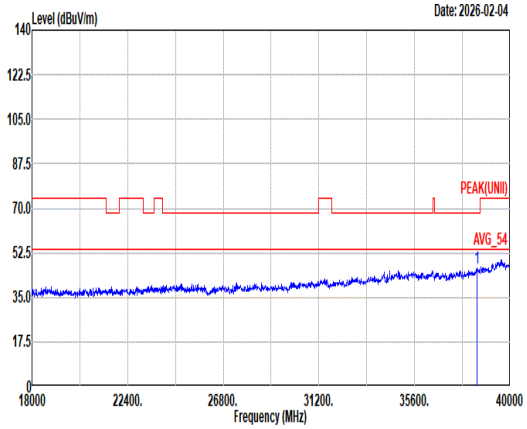 Site : 03CH16-HY Condition: PEAK(UNII) 1m BBHA9170_1225_250702 HORIZONTAL Freq Level Limit Line Margin Read Level Ant Factor Cable Loss Preamp Factor Aux Factor APos TPos Remark MHz dBuV/m dBuV/m dB dBuV dB/m dB dB dB cm deg 1 38482.00 46.34 68.20 -21.86 61.01 43.88 8.11 57.12 -9.54 100 293 Peak	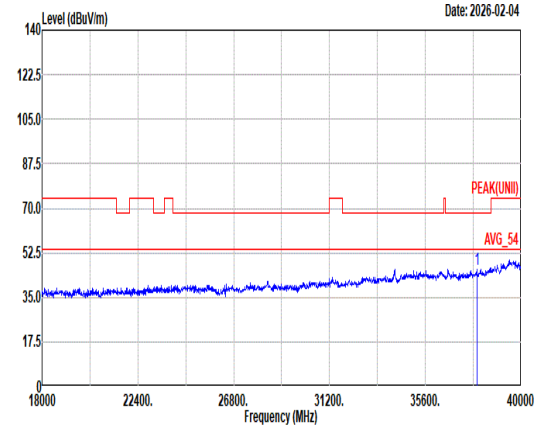 Site : 03CH16-HY Condition: PEAK(UNII) 1m BBHA9170_1225_250702 VERTICAL Freq Level Limit Line Margin Read Level Ant Factor Cable Loss Preamp Factor Aux Factor APos TPos Remark MHz dBuV/m dBuV/m dB dBuV dB/m dB dB dB cm deg 1 37965.00 46.18 68.20 -22.02 62.12 43.07 8.25 57.72 -9.54 100 312 Peak

Appendix D. Duty Cycle Plots

Antenna	Band	Duty Cycle(%)	T(us)	1/T(kHz)	VBW Setting	Duty Factor(dB)
4+3	802.11a	99.51	-	-	10Hz	0.02
4+3	802.11an HT20	99.47	-	-	10Hz	0.02
4+3	802.11an HT40	98.92	-	-	10Hz	0.05
4+3	802.11ac VHT20	99.47	-	-	10Hz	0.02
4+3	802.11ac VHT40	98.92	-	-	10Hz	0.05
4+3	802.11ac VHT80	97.98	873	1.15	1.2kHz	0.09
4+3	802.11ax HE20 Full RU	99.31	-	-	10Hz	0.03
4+3	802.11ax HE20 26 RU	97.88	1615	0.62	680Hz	0.09
4+3	802.11ax HE20 52 RU	97.99	1460	0.68	750Hz	0.09
4+3	802.11ax HE20 106 RU	97.75	1305	0.77	820Hz	0.10
4+3	802.11ax HE40 Full RU	98.66	-	-	10Hz	0.06
4+3	802.11ax HE80 Full RU	97.35	736	1.36	1.5kHz	0.12

MIMO <Ant. 4+3>

802.11a

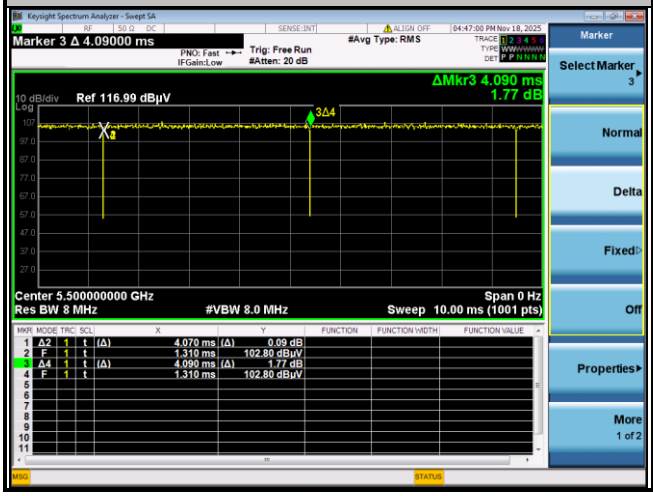

802.11an HT20

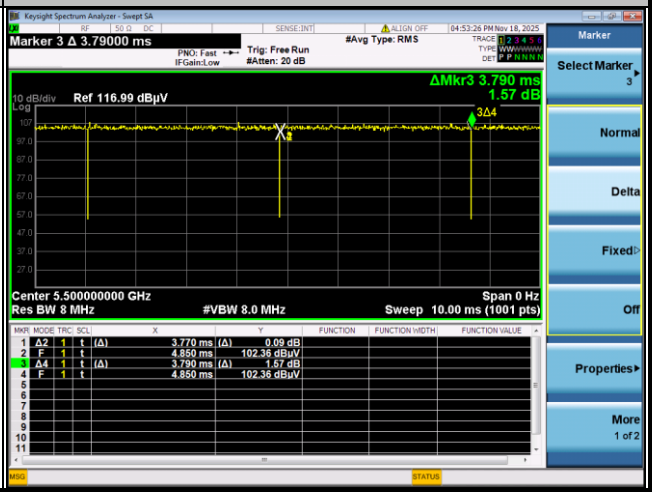

802.11an HT40

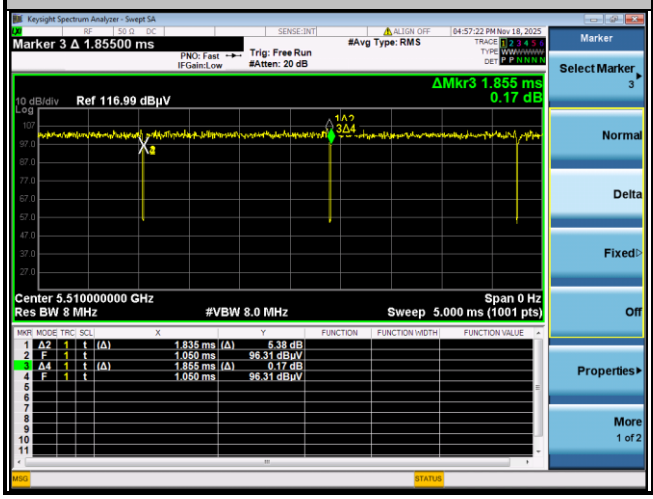

802.11ac VHT20

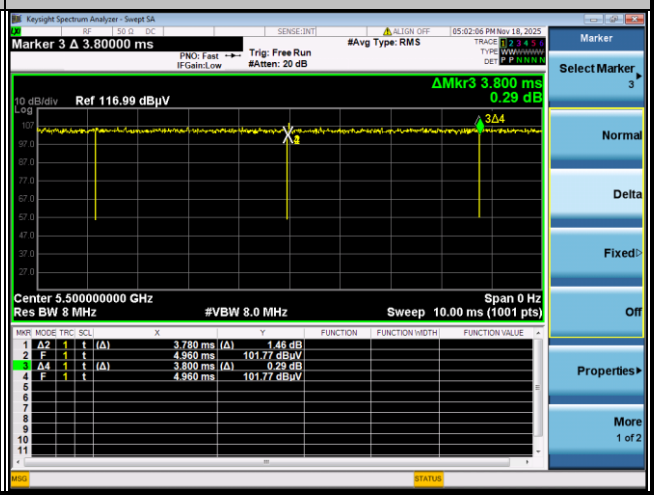

802.11ac VHT40

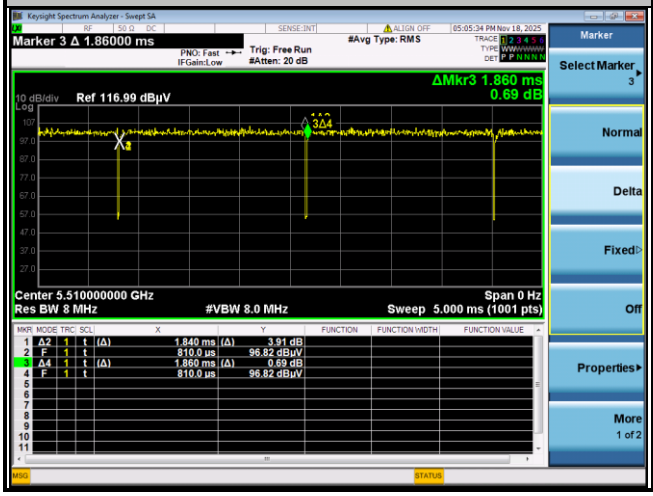

802.11ac VHT80

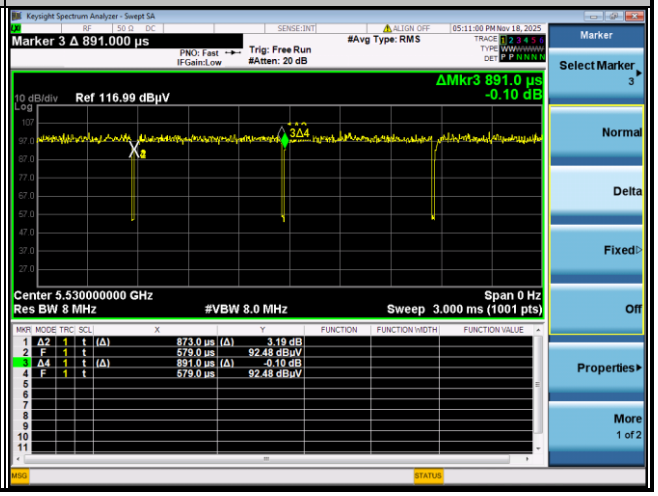

802.11ax HE20 Full RU

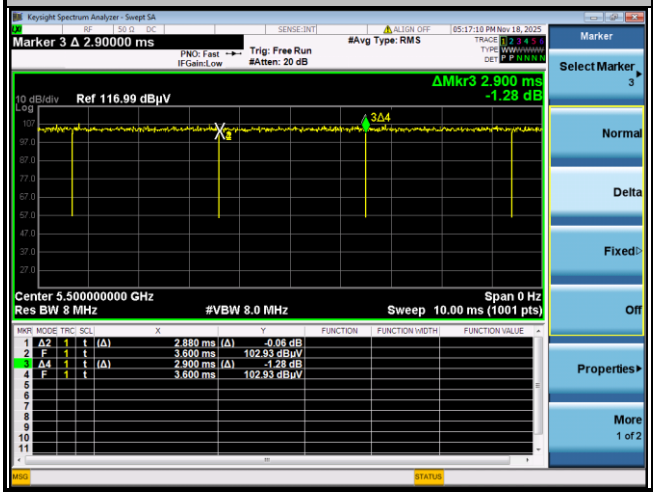

802.11ax HE20 26 RU

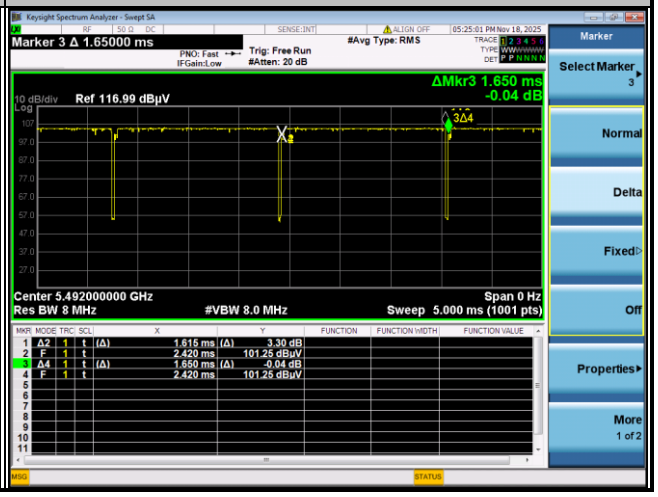

802.11ax HE20 52 RU	802.11ax HE20 106 RU
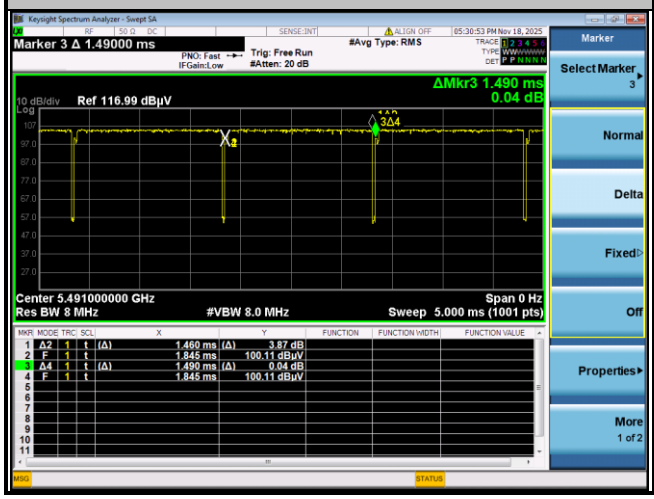	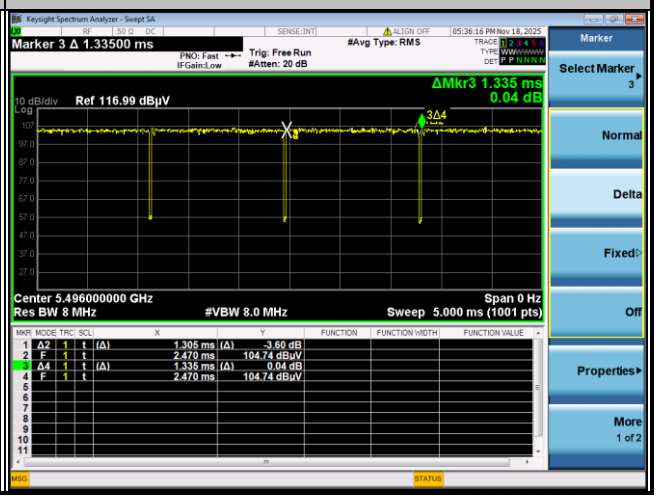

802.11ax HE40 Full RU	802.11ax HE80 Full RU
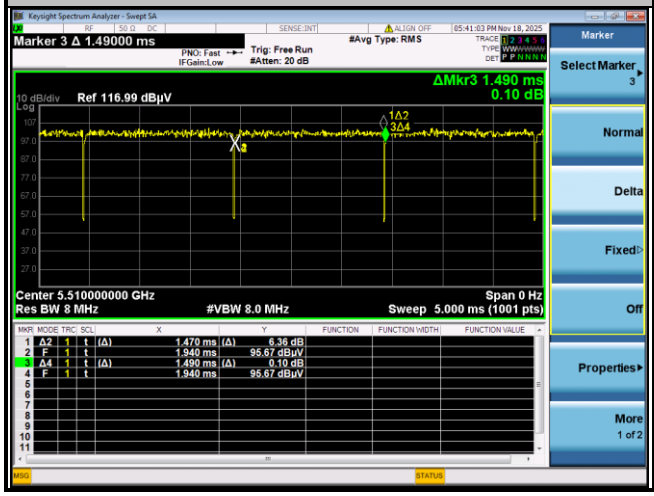	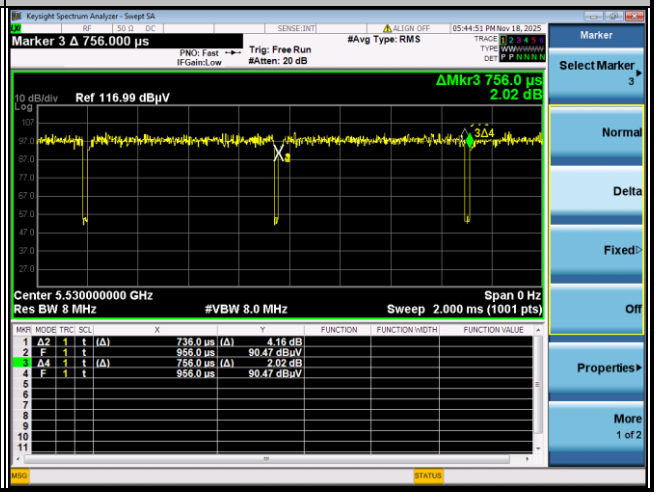

——THE END——